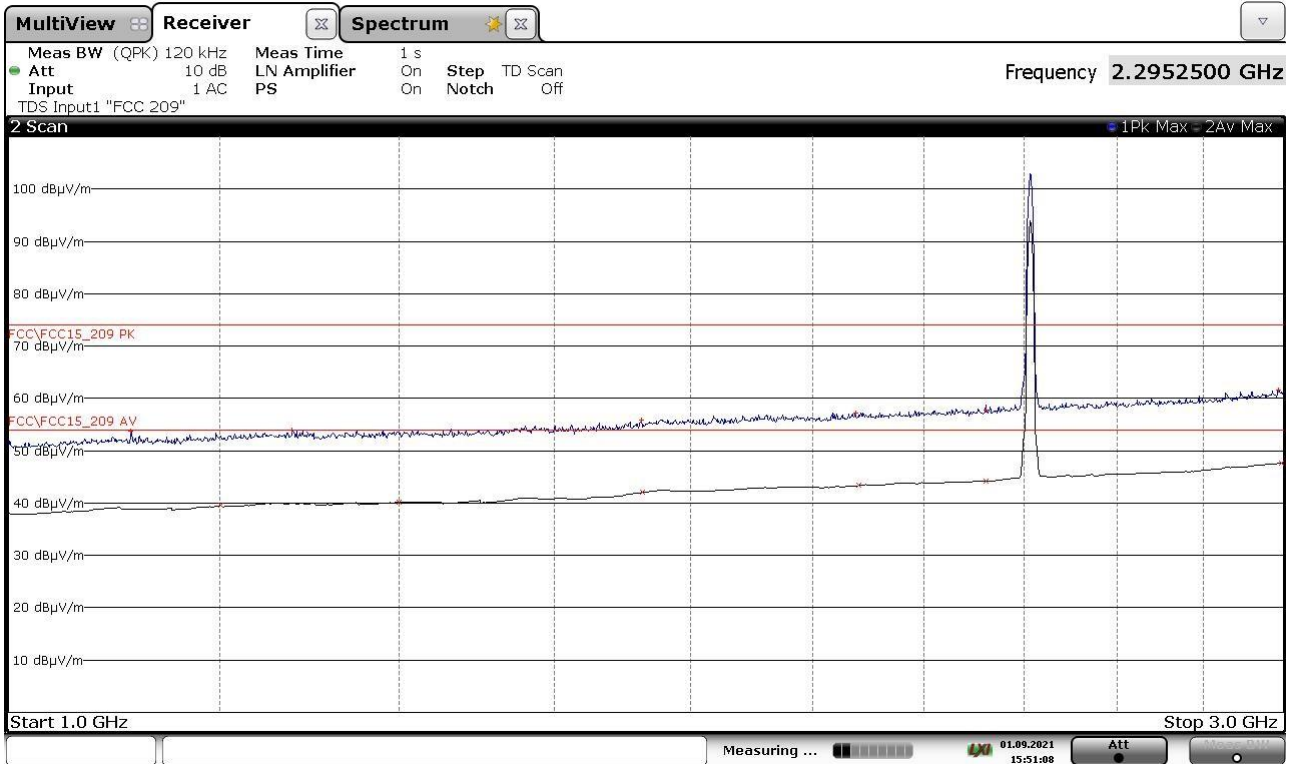


De Rosso 21184006B horiz 3m chl mod B

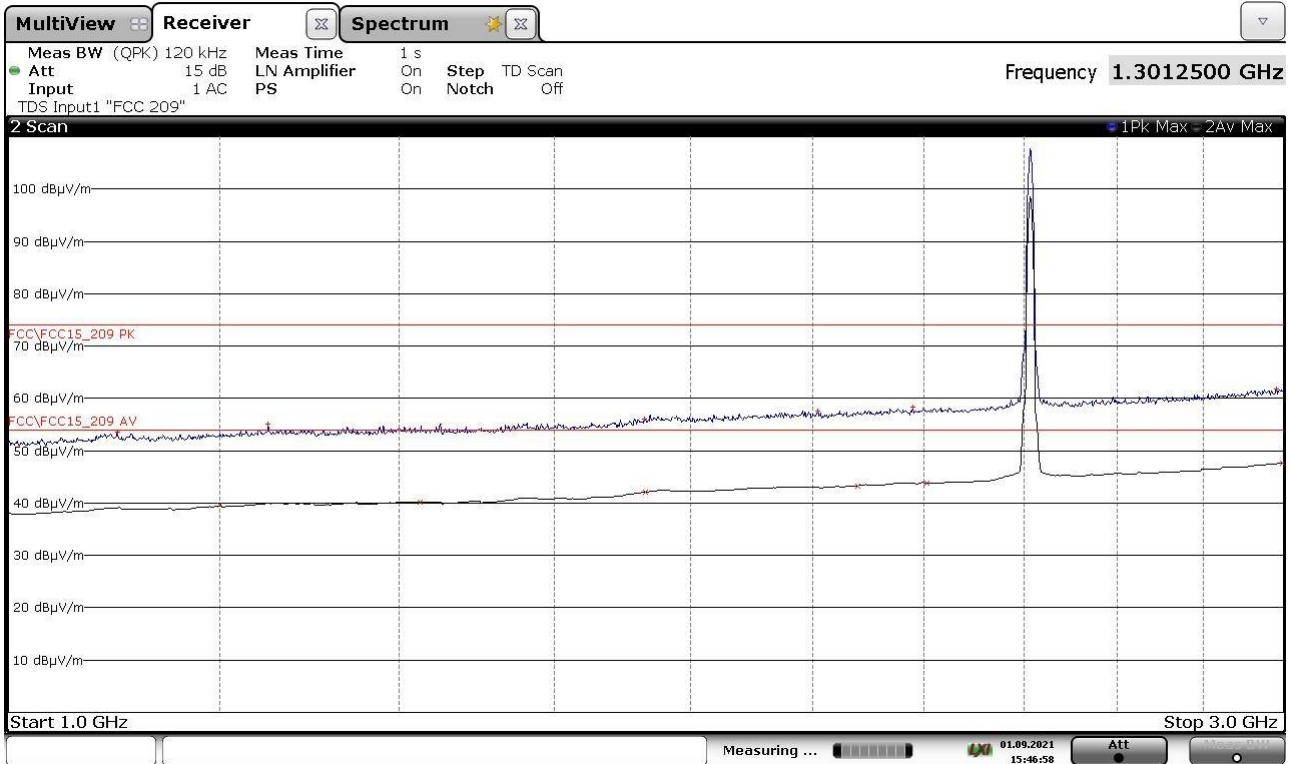


**FINAL RESULT TABLE**

MAX PEAK			AVERAGE		
Freq Hz	Lev dBuV/m	Margin dB	Freq Hz	Lev dBuV/m	Margin dB
1111500000	+53,83	-20,15	1200750000	+39,53	-14,45
1276750000	+53,98	-20,00	1400250000	+40,24	-13,74
1725000000	+55,81	-18,17	1726250000	+42,09	-11,89
2074750000	+57,25	-16,73	2080000000	+43,35	-10,63
2321500000	+57,82	-16,16	2321500000	+44,17	-9,81
2988250000	+61,57	-12,41	2995500000	+47,72	-6,26

21184006\_2

De Rosso 21184007B vert 3m chi mod B

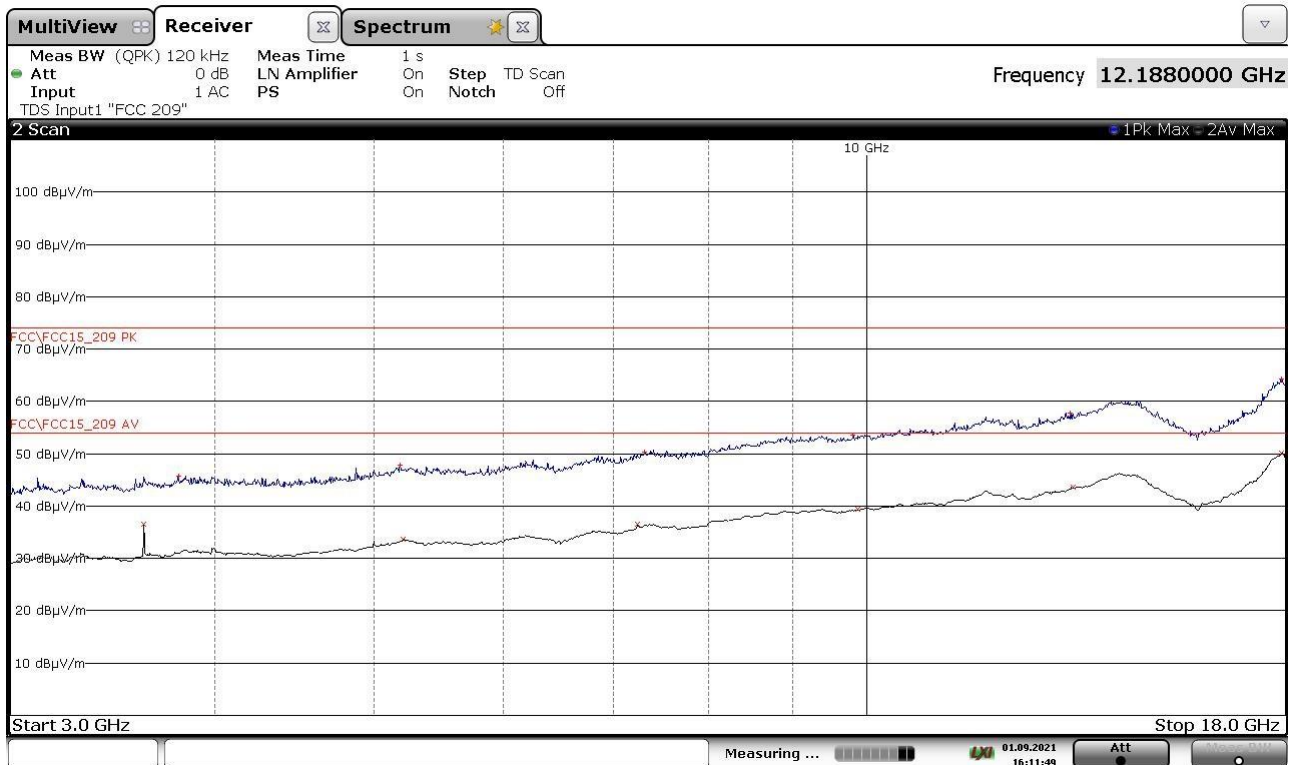


**FINAL RESULT TABLE**

MAX PEAK			AVERAGE		
Freq Hz	Lev dBuV/m	Margin dB	Freq Hz	Lev dBuV/m	Margin dB
1098250000	+53,62	-20,36	1199750000	+39,53	-14,45
1250750000	+55,06	-18,92	1426250000	+40,25	-13,73
1729750000	+56,02	-17,96	1730750000	+42,08	-11,90
2008000000	+57,57	-16,41	2079250000	+43,33	-10,65
2179500000	+58,34	-15,64	2206500000	+43,89	-10,09
2981000000	+61,85	-12,13	2996250000	+47,71	-6,27

21184007\_2

De Rosso 21184008B horiz 3m ch1 mod B

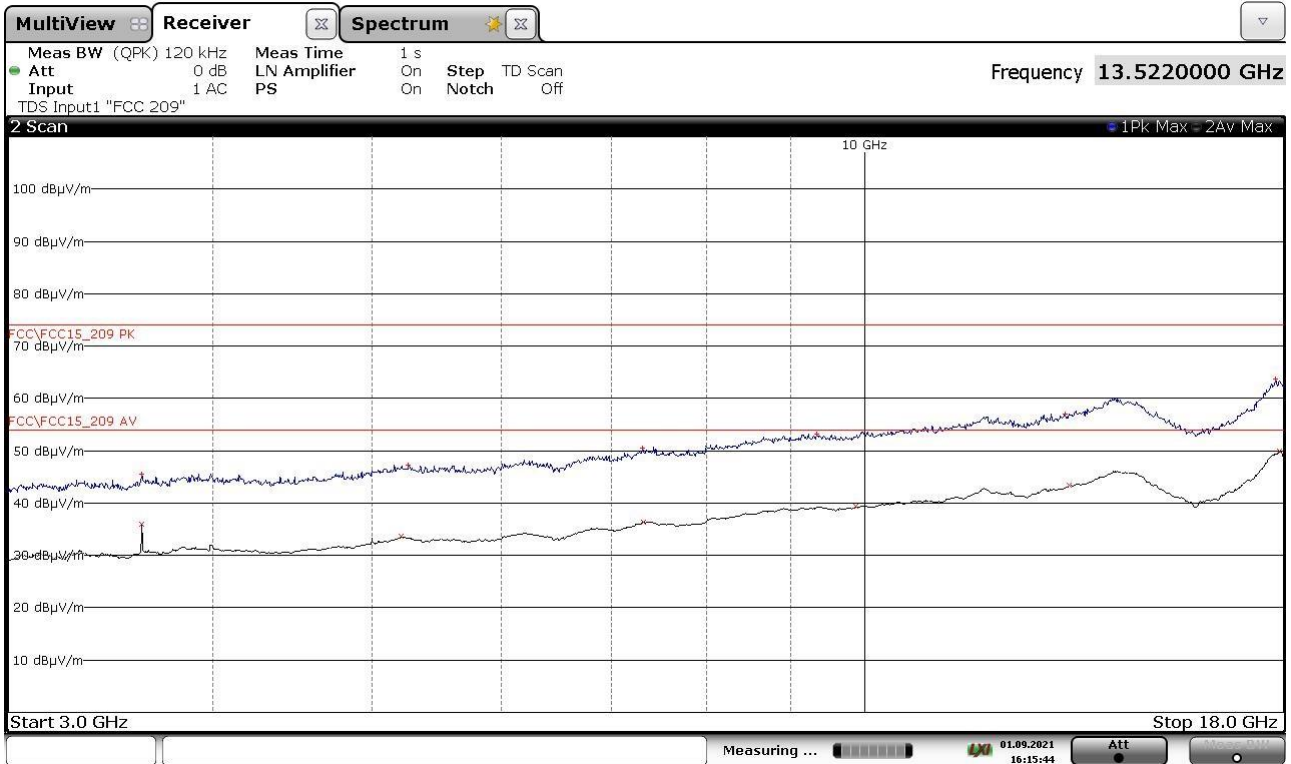


FINAL RESULT TABLE

MAX PEAK			AVERAGE		
Freq Hz	Lev dBuV/m	Margin dB	Freq Hz	Lev dBuV/m	Margin dB
3797750000	+45,73	-28,25	3618000000	+36,47	-17,51
5184000000	+47,91	-26,07	5212500000	+33,62	-20,36
7315750000	+50,33	-23,65	7236000000	+36,63	-17,35
9805250000	+53,48	-20,50	9870250000	+39,45	-14,53
13308500000	+57,86	-16,12	13349750000	+43,59	-10,39
17910750000	+64,37	-9,61	17909750000	+50,11	-3,87

21184008\_2

De Rosso 21184009B vert 3m ch1 mod B

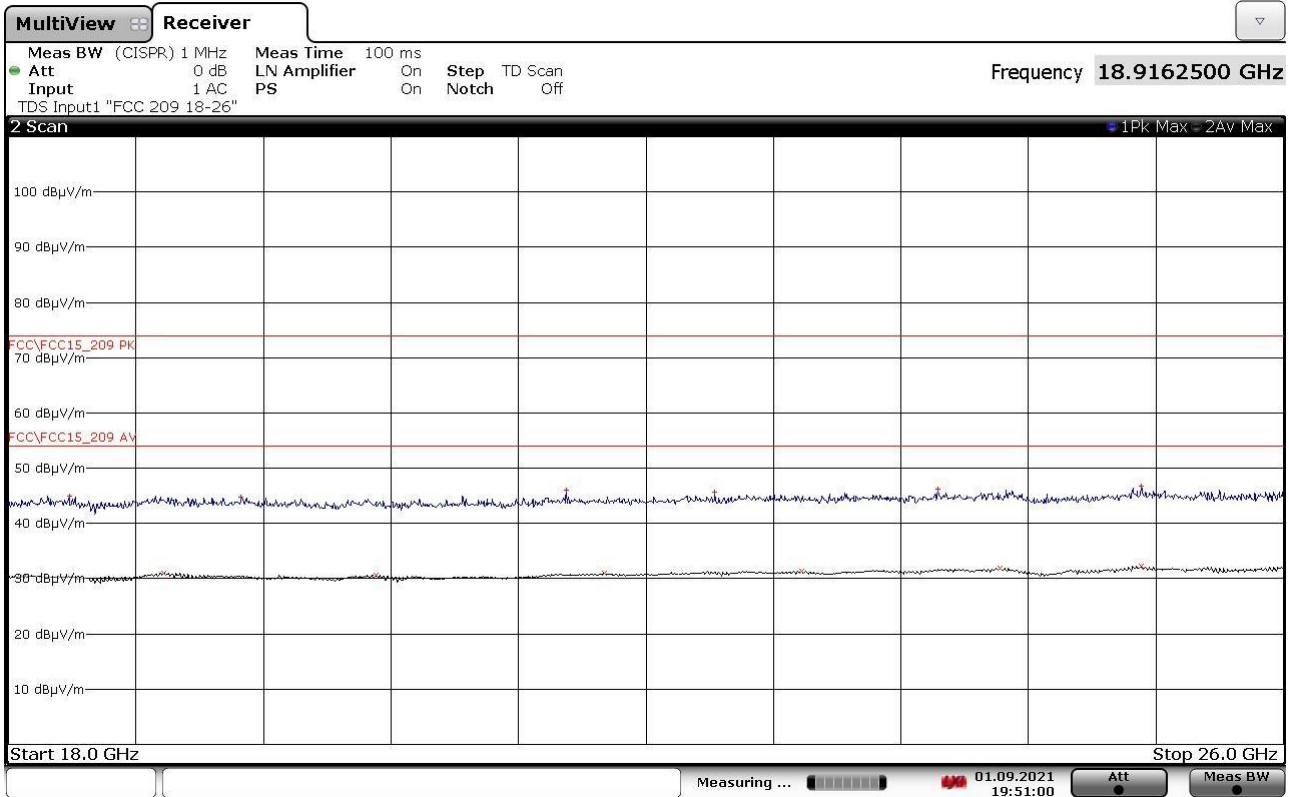


FINAL RESULT TABLE

MAX PEAK			AVERAGE		
Freq Hz	Lev dBuV/m	Margin dB	Freq Hz	Lev dBuV/m	Margin dB
3618000000	+45,62	-28,36	3618000000	+35,91	-18,07
5262500000	+47,28	-26,70	5212250000	+33,60	-20,38
7313500000	+50,54	-23,44	7324750000	+36,35	-17,63
9339250000	+53,13	-20,85	9870500000	+39,33	-14,65
13240000000	+57,01	-16,97	13310500000	+43,46	-10,52
17804500000	+63,61	-10,37	17909500000	+49,93	-4,05

21184009\_2

De Rosso 21184010B horiz 3m ch1 mod B

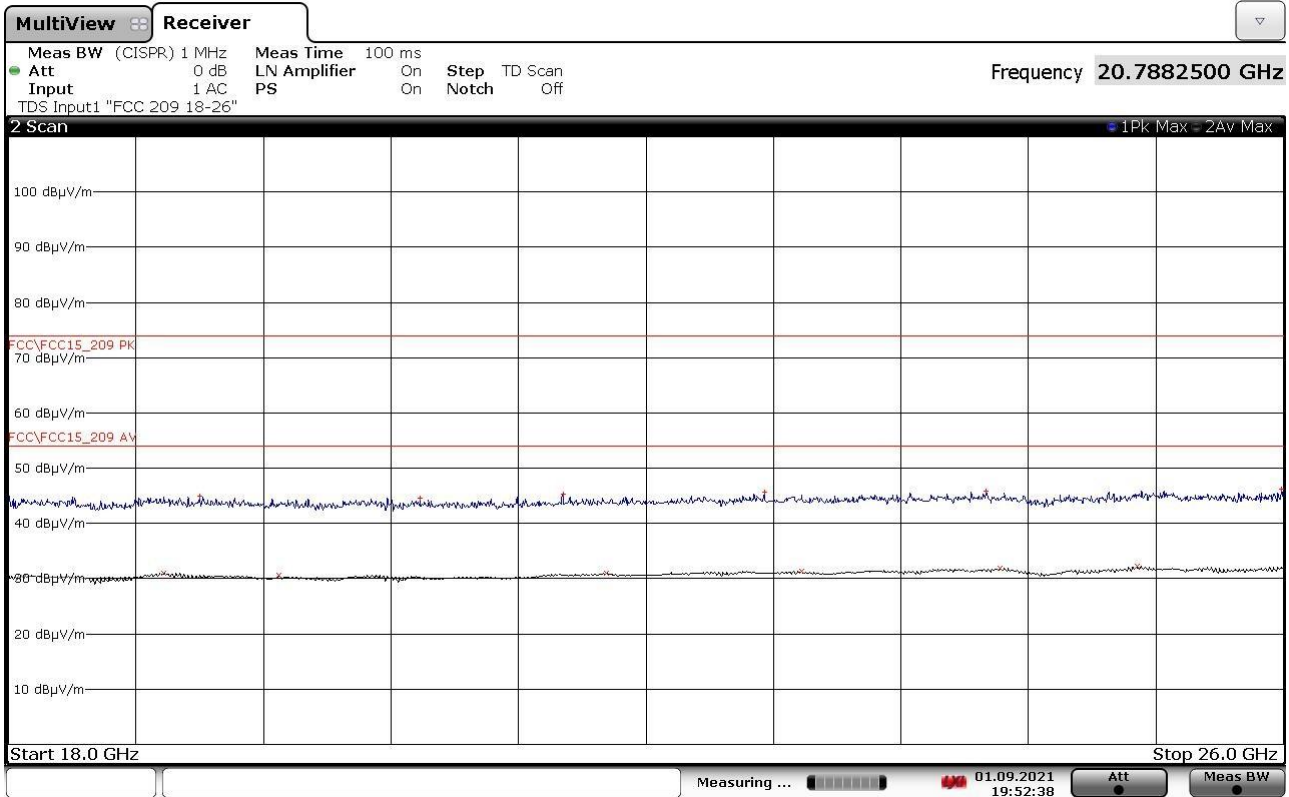


**FINAL RESULT TABLE**

MAX PEAK			AVERAGE		
Freq Hz	Lev dBuV/m	Margin dB	Freq Hz	Lev dBuV/m	Margin dB
18381750000	+44,90	-29,08	18974000000	+31,03	-22,95
19460000000	+44,77	-29,21	20304500000	+30,68	-23,30
21498500000	+45,94	-28,04	21736250000	+30,96	-23,02
22430250000	+45,58	-28,40	22975750000	+31,36	-22,62
23832000000	+46,24	-27,74	24222000000	+31,94	-22,04
25108250000	+46,79	-27,19	25106500000	+32,25	-21,73

21184010\_2

De Rosso 21184011B vert 3m chl mod B

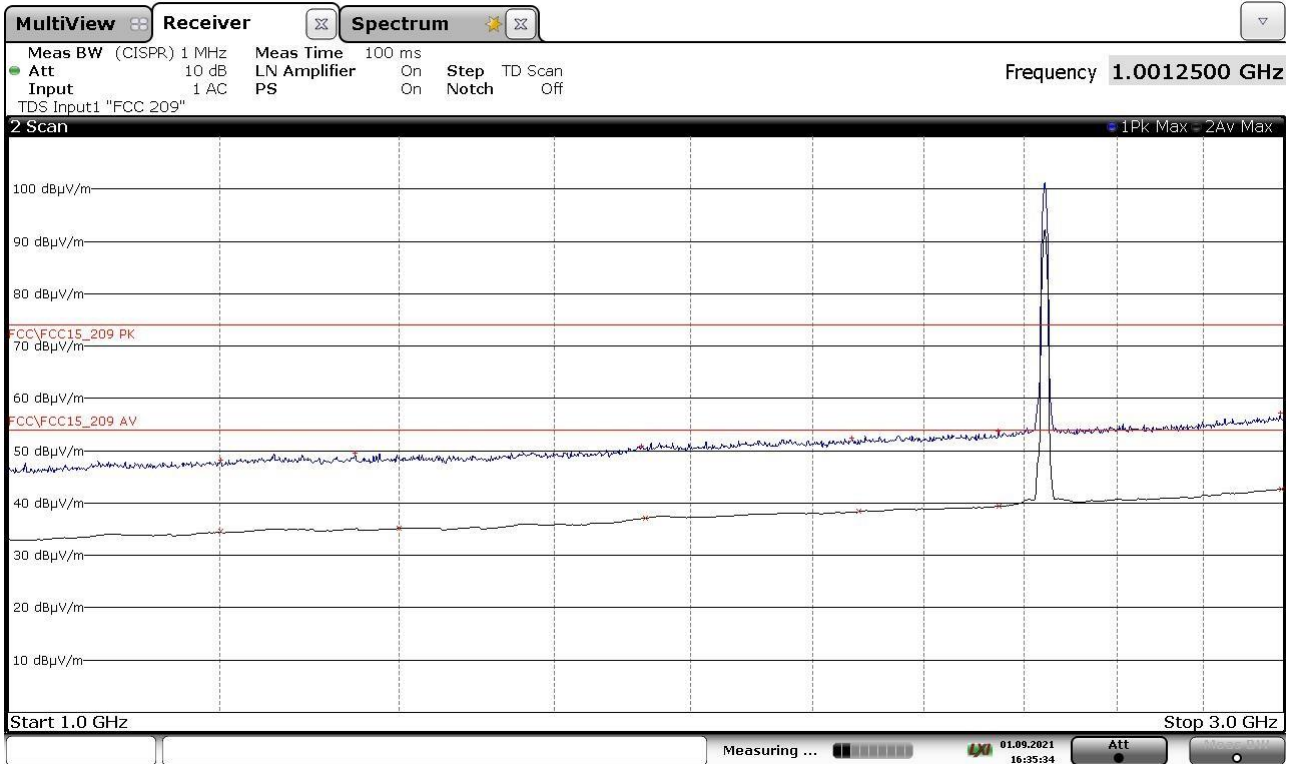


**FINAL RESULT TABLE**

MAX PEAK			AVERAGE		
Freq Hz	Lev dBuV/m	Margin dB	Freq Hz	Lev dBuV/m	Margin dB
19199250000	+45,03	-28,95	18976250000	+30,99	-22,99
20583750000	+44,62	-29,36	19696250000	+30,67	-23,31
21480750000	+45,34	-28,64	21754250000	+30,94	-23,04
22745000000	+45,73	-28,25	22976250000	+31,33	-22,65
24134500000	+45,82	-28,16	24221750000	+31,91	-22,07
25989500000	+46,17	-27,81	25080500000	+32,24	-21,74

21184011\_2

De Rosso 21184012B horiz 3m ch7 mod B

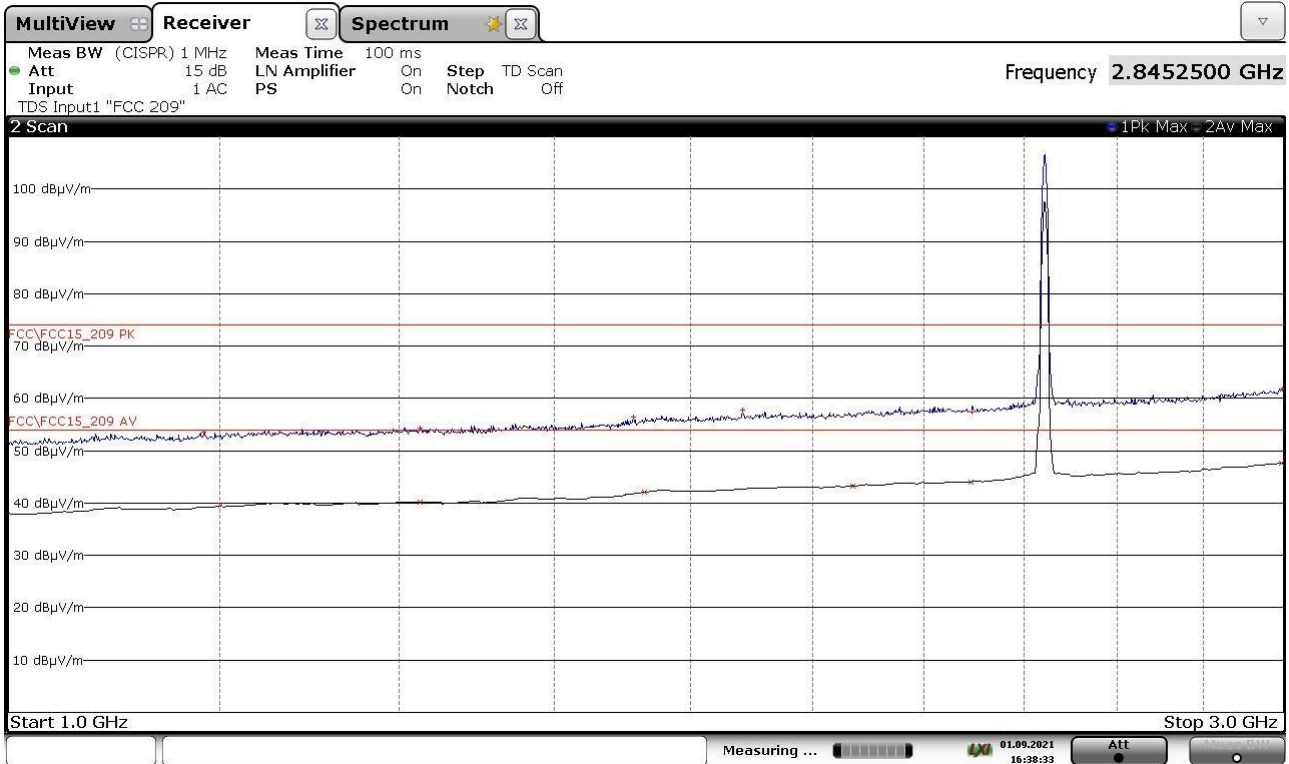


FINAL RESULT TABLE

MAX PEAK			AVERAGE		
Freq Hz	Lev dBuV/m	Margin dB	Freq Hz	Lev dBuV/m	Margin dB
1200750000	+48,21	-25,77	1200250000	+34,58	-19,40
1348000000	+49,59	-24,39	1400250000	+35,27	-18,71
1726000000	+50,89	-23,09	1730750000	+37,13	-16,85
2068250000	+52,43	-21,55	2080000000	+38,37	-15,61
2346750000	+53,76	-20,22	2348000000	+39,38	-14,60
2992250000	+57,26	-16,72	2995750000	+42,75	-11,23

21184012\_2

De Rosso 21184013B vert 3m ch7 mod B



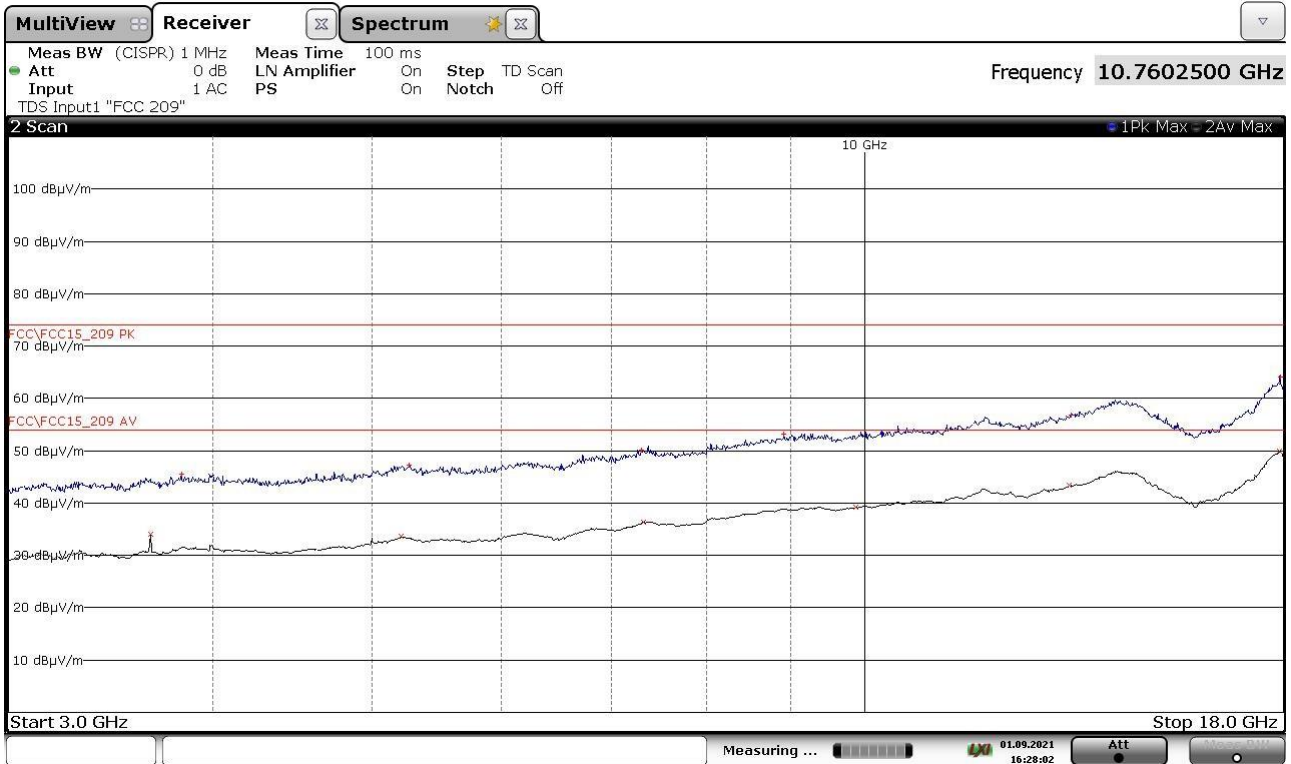
FINAL RESULT TABLE

MAX PEAK			AVERAGE		
Freq Hz	Lev dBuV/m	Margin dB	Freq Hz	Lev dBuV/m	Margin dB
1183750000	+53,48	-20,50	1200500000	+39,52	-14,46
1426250000	+54,37	-19,61	1426250000	+40,26	-13,72
1713500000	+56,36	-17,62	1730000000	+42,09	-11,89
1882500000	+57,81	-16,17	2069500000	+43,33	-10,65
2293000000	+57,38	-16,60	2292250000	+44,08	-9,90
2998000000	+61,83	-12,15	2995000000	+47,73	-6,25

21184013\_2



De Rosso 21184014B vert 3m ch7 mod B

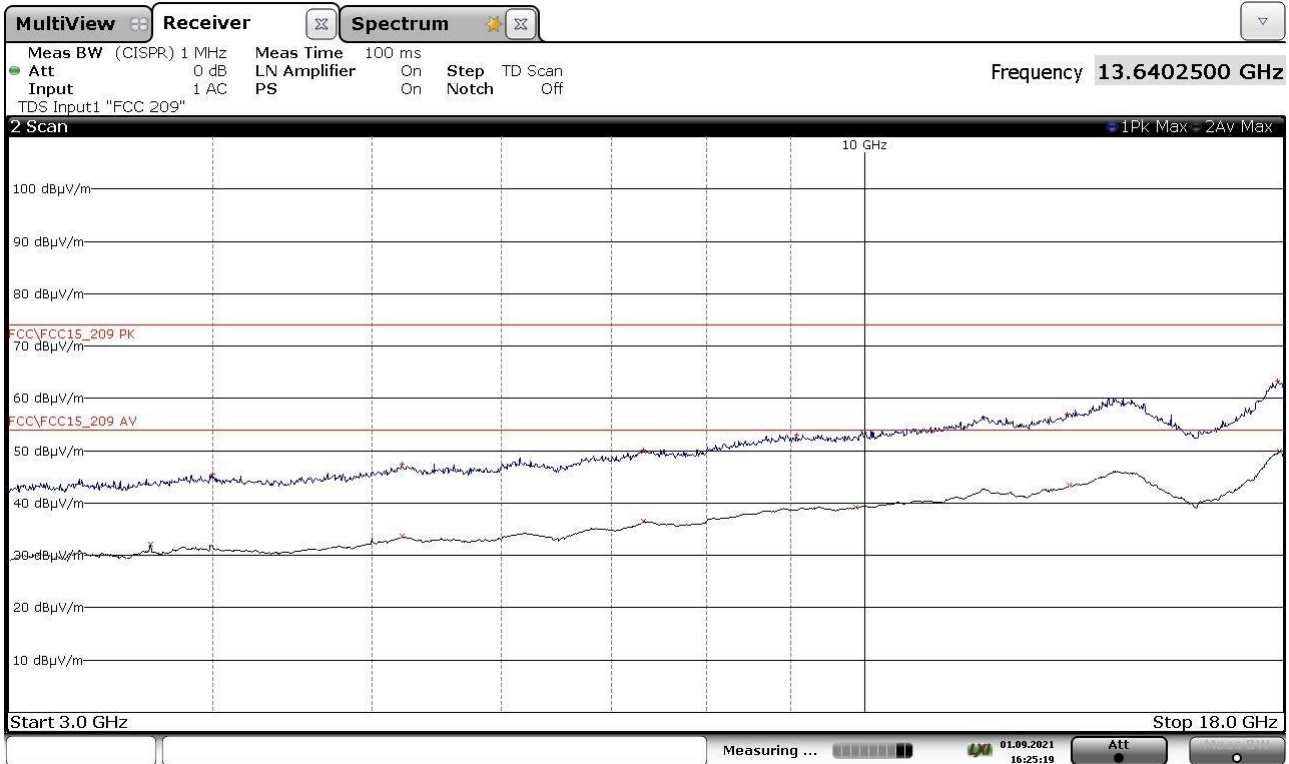


FINAL RESULT TABLE

MAX PEAK			AVERAGE		
Freq Hz	Lev dBuV/m	Margin dB	Freq Hz	Lev dBuV/m	Margin dB
3826000000	+45,56	-28,42	3663000000	+34,04	-19,94
5268750000	+47,29	-26,69	5212000000	+33,59	-20,39
7300500000	+50,09	-23,89	7326000000	+36,42	-17,56
8916250000	+53,27	-20,71	9869750000	+39,29	-14,69
13349500000	+56,87	-17,11	13309500000	+43,42	-10,56
17912250000	+64,09	-9,89	17909500000	+49,89	-4,09

21184014\_2

De Rosso 21184015B vert 3m ch7 mod B

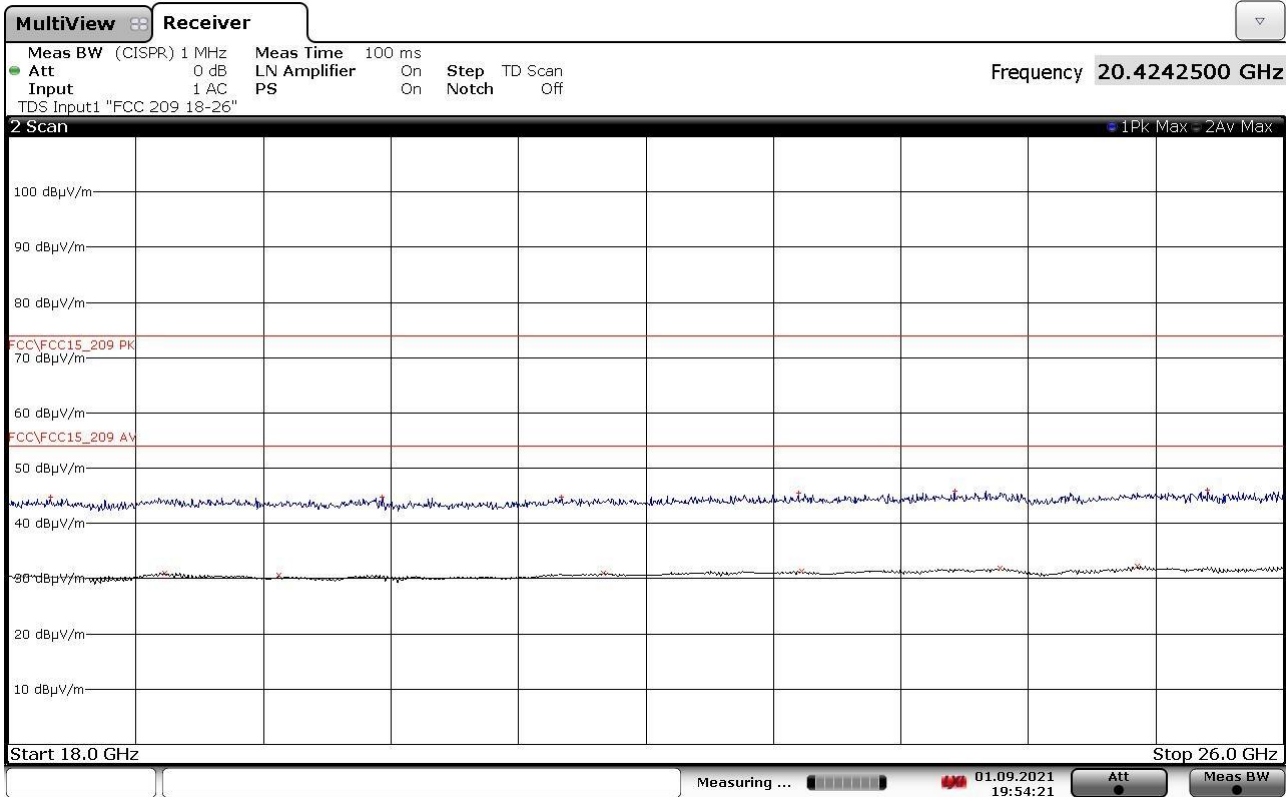


FINAL RESULT TABLE

MAX PEAK			AVERAGE		
Freq Hz	Lev dBuV/m	Margin dB	Freq Hz	Lev dBuV/m	Margin dB
3996000000	+45,58	-28,40	3663000000	+32,15	-21,83
5215250000	+47,49	-26,49	5213000000	+33,61	-20,37
7322250000	+50,14	-23,84	7326000000	+36,61	-17,37
9078250000	+53,08	-20,90	9870750000	+39,29	-14,69
13272000000	+56,96	-17,02	13311500000	+43,44	-10,54
17851000000	+63,27	-10,71	17909750000	+49,86	-4,12

21184015\_2

De Rosso 21184016B horiz 3m ch7 mod B

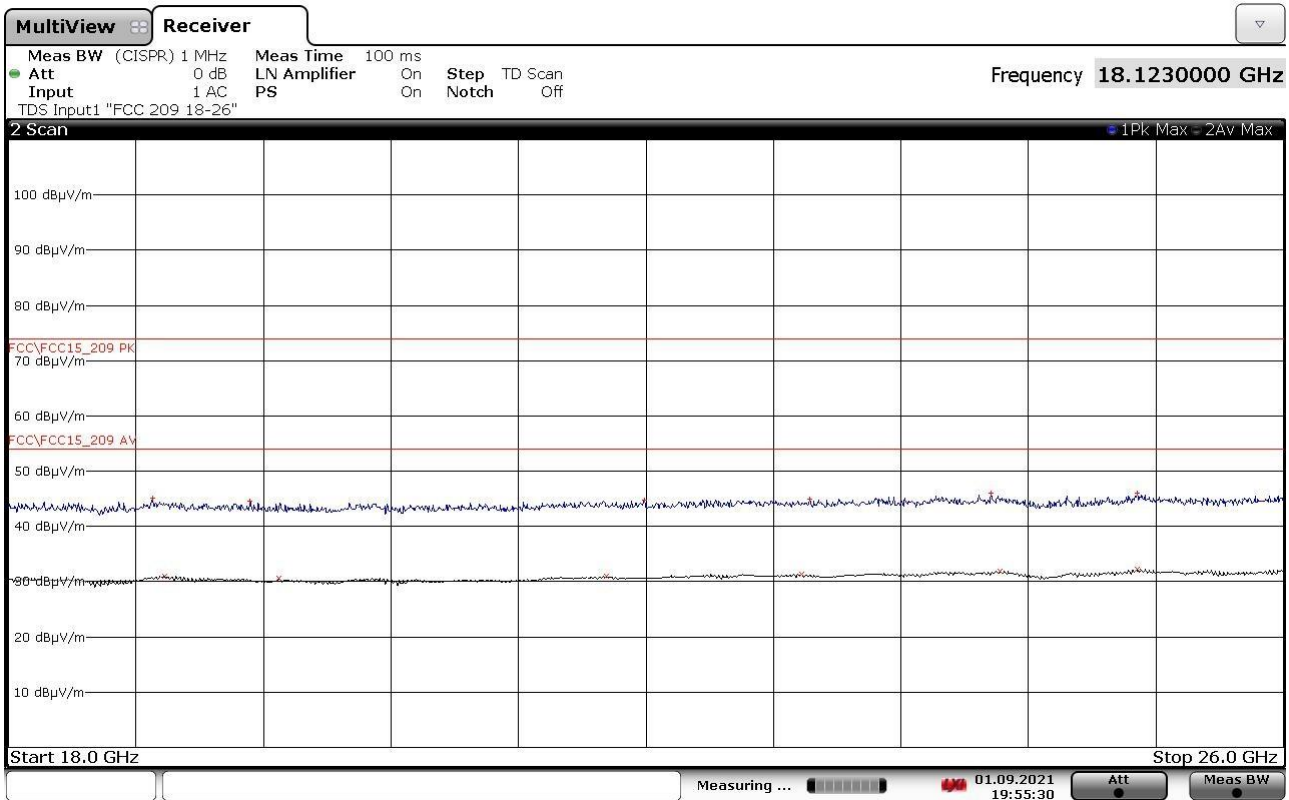


**FINAL RESULT TABLE**

MAX PEAK			AVERAGE		
Freq Hz	Lev dBuV/m	Margin dB	Freq Hz	Lev dBuV/m	Margin dB
18264000000	+44,75	-29,23	18978250000	+31,01	-22,97
20347000000	+44,81	-29,17	19696250000	+30,67	-23,31
21470500000	+44,78	-29,20	21736000000	+30,94	-23,04
22957500000	+45,41	-28,57	22975750000	+31,33	-22,65
23936250000	+45,88	-28,10	24221750000	+31,93	-22,05
25521000000	+45,99	-27,99	25080000000	+32,22	-21,76

21184016\_2

De Rosso 21184017B vert 3m ch7 mod B

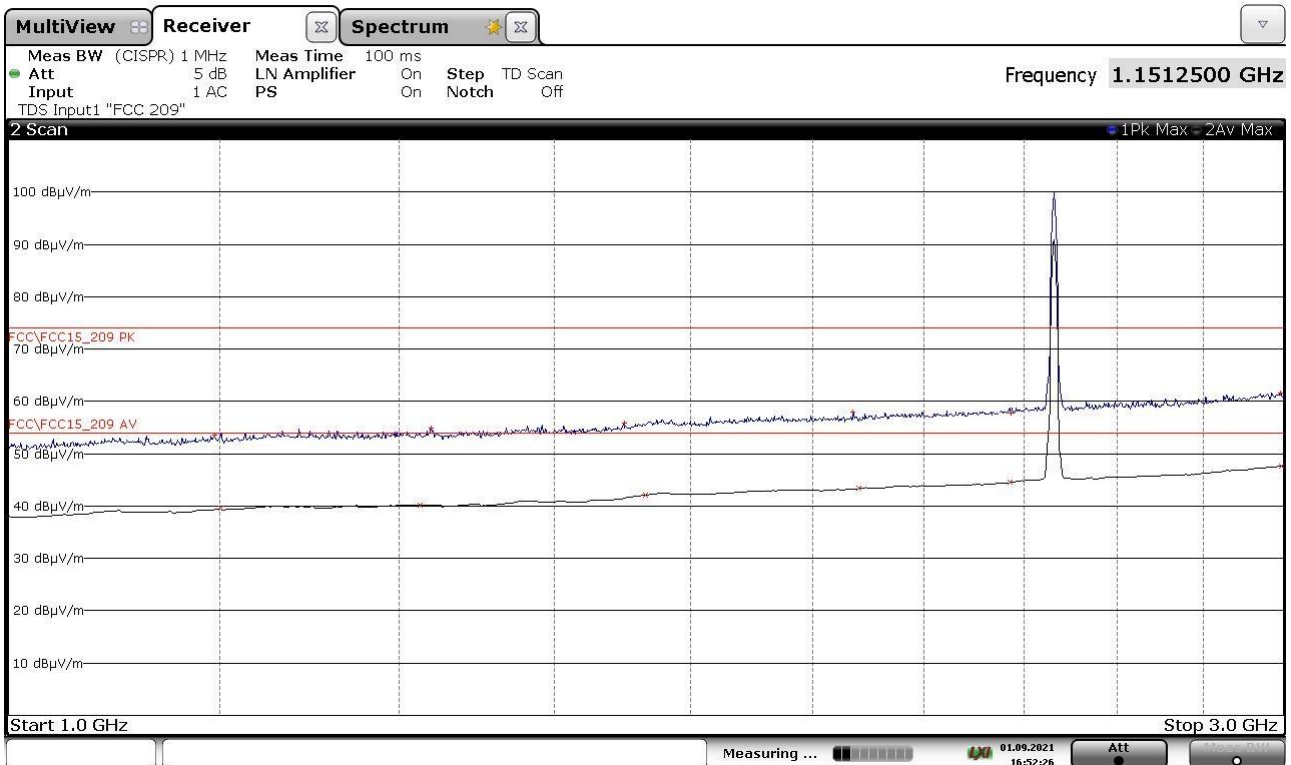


FINAL RESULT TABLE

MAX PEAK			AVERAGE		
Freq Hz	Lev dBuV/m	Margin dB	Freq Hz	Lev dBuV/m	Margin dB
18902500000	+45,10	-28,88	18978250000	+31,02	-22,96
19517500000	+44,57	-29,41	19696250000	+30,65	-23,33
21992000000	+44,78	-29,20	21753750000	+30,94	-23,04
23027250000	+44,94	-29,04	22976000000	+31,35	-22,63
24164000000	+46,09	-27,89	24222000000	+31,91	-22,07
25080750000	+46,08	-27,90	25081000000	+32,22	-21,76

21184017\_2

De Rosso 21184018B horiz 3m ch11 mod B

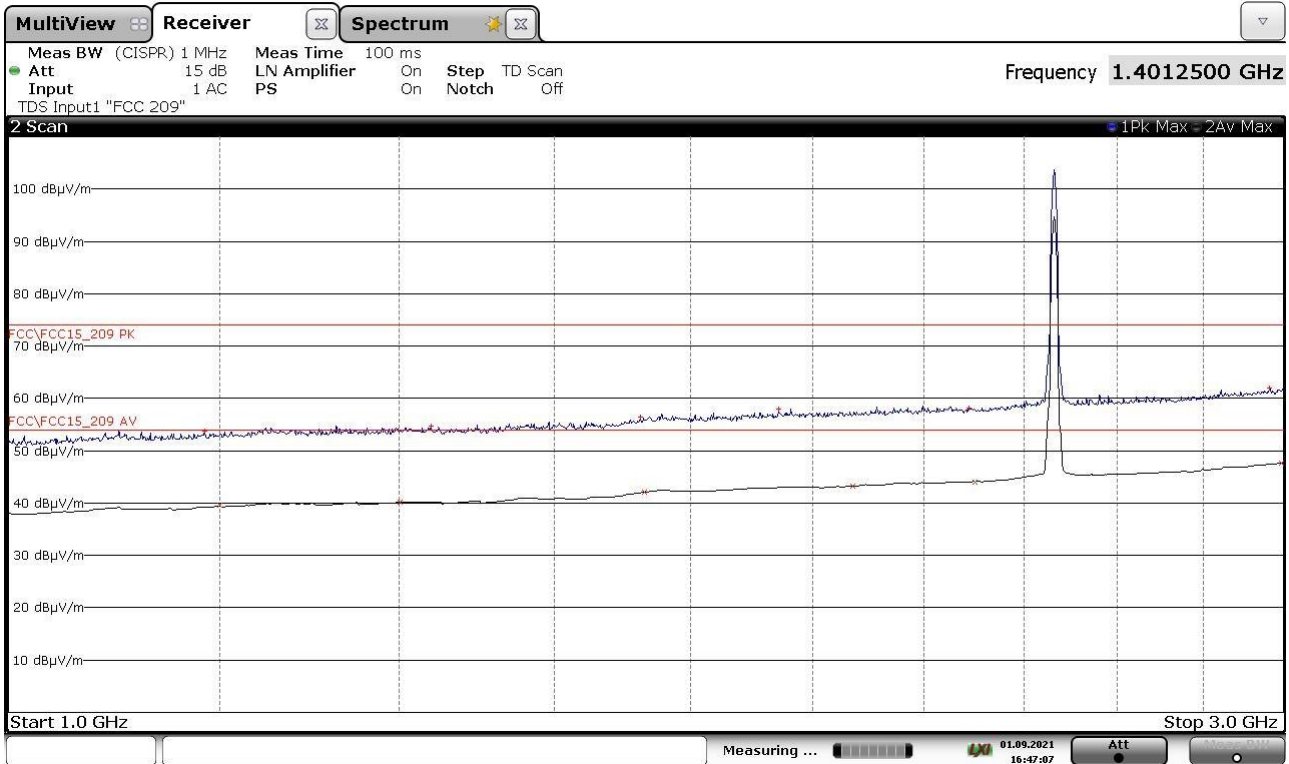


**FINAL RESULT TABLE**

MAX PEAK			AVERAGE		
Freq Hz	Lev dBuV/m	Margin dB	Freq Hz	Lev dBuV/m	Margin dB
1194250000	+53,52	-20,46	1200750000	+39,52	-14,46
1439000000	+54,99	-18,99	1425750000	+40,24	-13,74
1699500000	+55,94	-18,04	1731500000	+42,07	-11,91
2070500000	+57,90	-16,08	2080000000	+43,34	-10,64
2371750000	+57,84	-16,14	2370500000	+44,55	-9,43
2991500000	+61,66	-12,32	2995250000	+47,73	-6,25

21184018\_2

De Rosso 21184019B vert 3m ch11 mod B

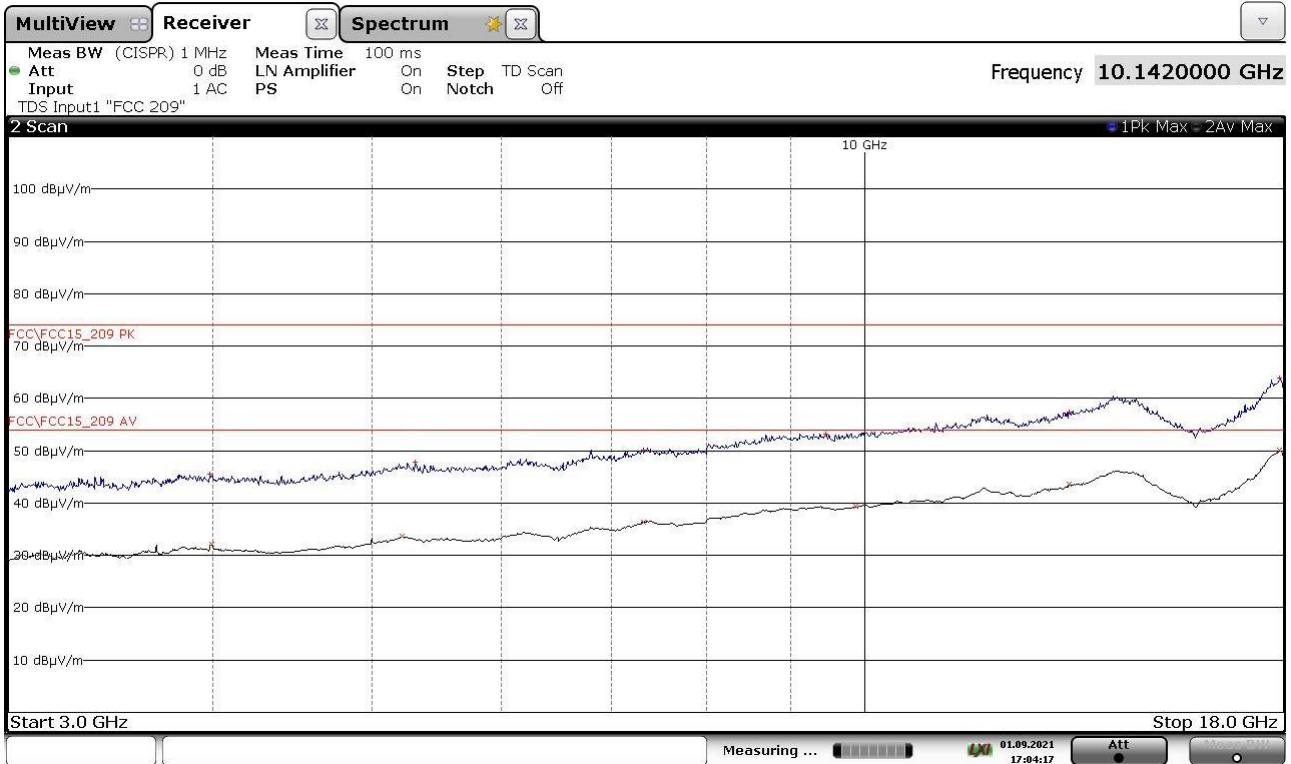


FINAL RESULT TABLE

MAX PEAK			AVERAGE		
Freq Hz	Lev dBuV/m	Margin dB	Freq Hz	Lev dBuV/m	Margin dB
1184000000	+53,77	-20,21	1199750000	+39,51	-14,47
1439500000	+54,73	-19,25	1401000000	+40,24	-13,74
1723750000	+56,35	-17,63	1730000000	+42,06	-11,92
1942500000	+58,04	-15,94	2070750000	+43,33	-10,65
2287000000	+58,11	-15,87	2299250000	+44,09	-9,89
2964250000	+62,00	-11,98	2995750000	+47,72	-6,26

21184019\_2

De Rosso 21184020B horiz 3m ch11 mod B

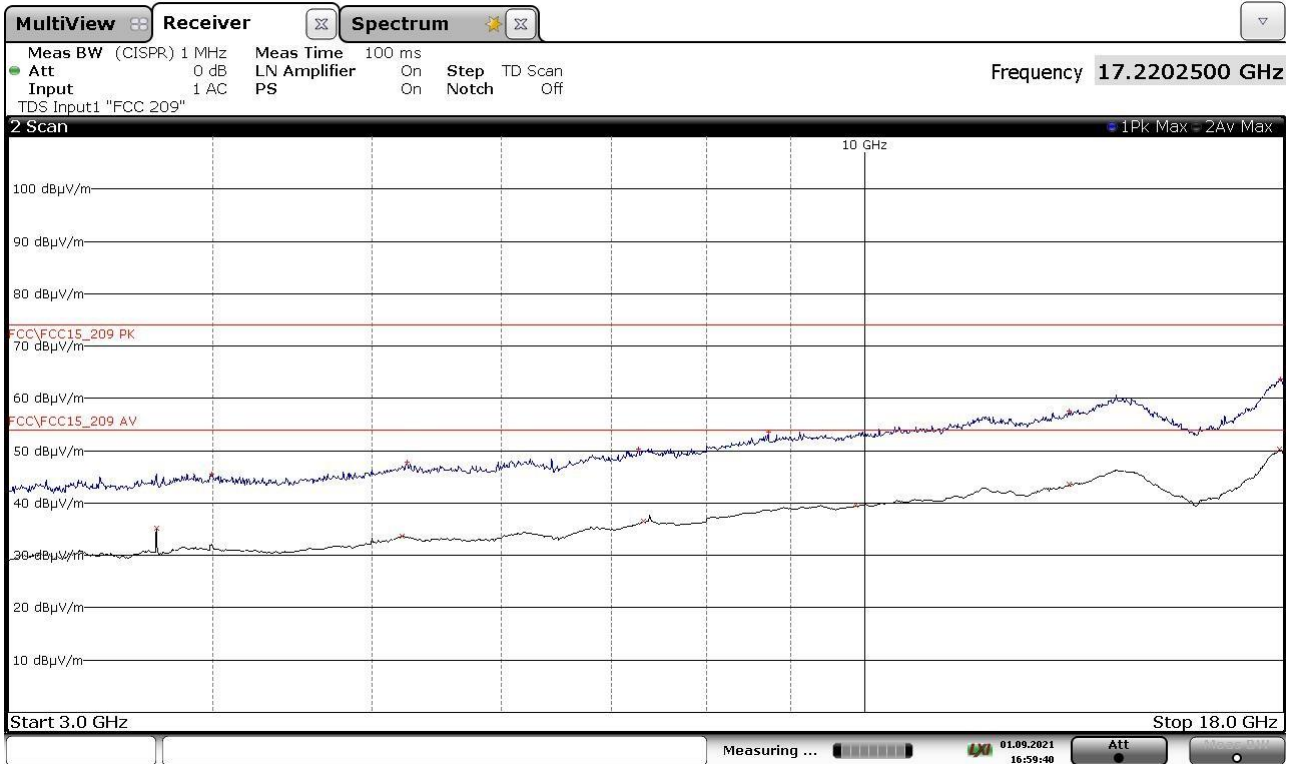


**FINAL RESULT TABLE**

MAX PEAK			AVERAGE		
Freq Hz	Lev dBuV/m	Margin dB	Freq Hz	Lev dBuV/m	Margin dB
3979750000	+45,49	-28,49	3993250000	+32,07	-21,91
5314000000	+47,74	-26,24	5212750000	+33,67	-20,31
7318000000	+50,10	-23,88	7323500000	+36,42	-17,56
9464250000	+53,17	-20,81	9870000000	+39,42	-14,56
13310500000	+57,46	-16,52	13312500000	+43,56	-10,42
17908750000	+63,81	-10,17	17909500000	+50,07	-3,91

21184020\_2

De Rosso 21184021B vert 3m ch11 mod B



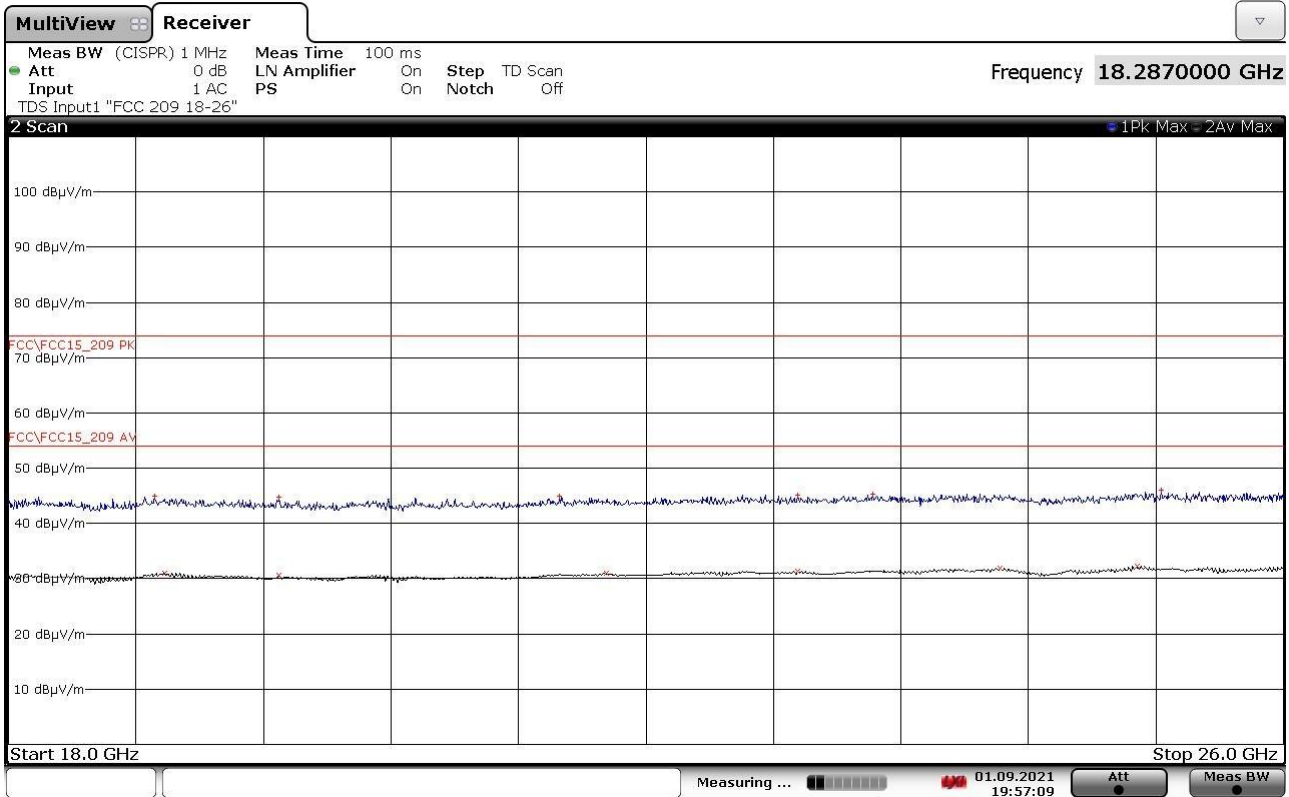
**FINAL RESULT TABLE**

MAX PEAK			AVERAGE		
Freq Hz	Lev dBuV/m	Margin dB	Freq Hz	Lev dBuV/m	Margin dB
3993000000	+45,56	-28,42	3693000000	+35,23	-18,75
5252500000	+47,80	-26,18	5213000000	+33,72	-20,26
7270750000	+50,35	-23,63	7322750000	+36,51	-17,47
8729750000	+53,64	-20,34	9870500000	+39,55	-14,43
13314750000	+57,63	-16,35	13313250000	+43,70	-10,28
17914000000	+63,67	-10,31	17910250000	+50,23	-3,75

21184021\_2



De Rosso 21184022B horiz 3m ch11 mod B

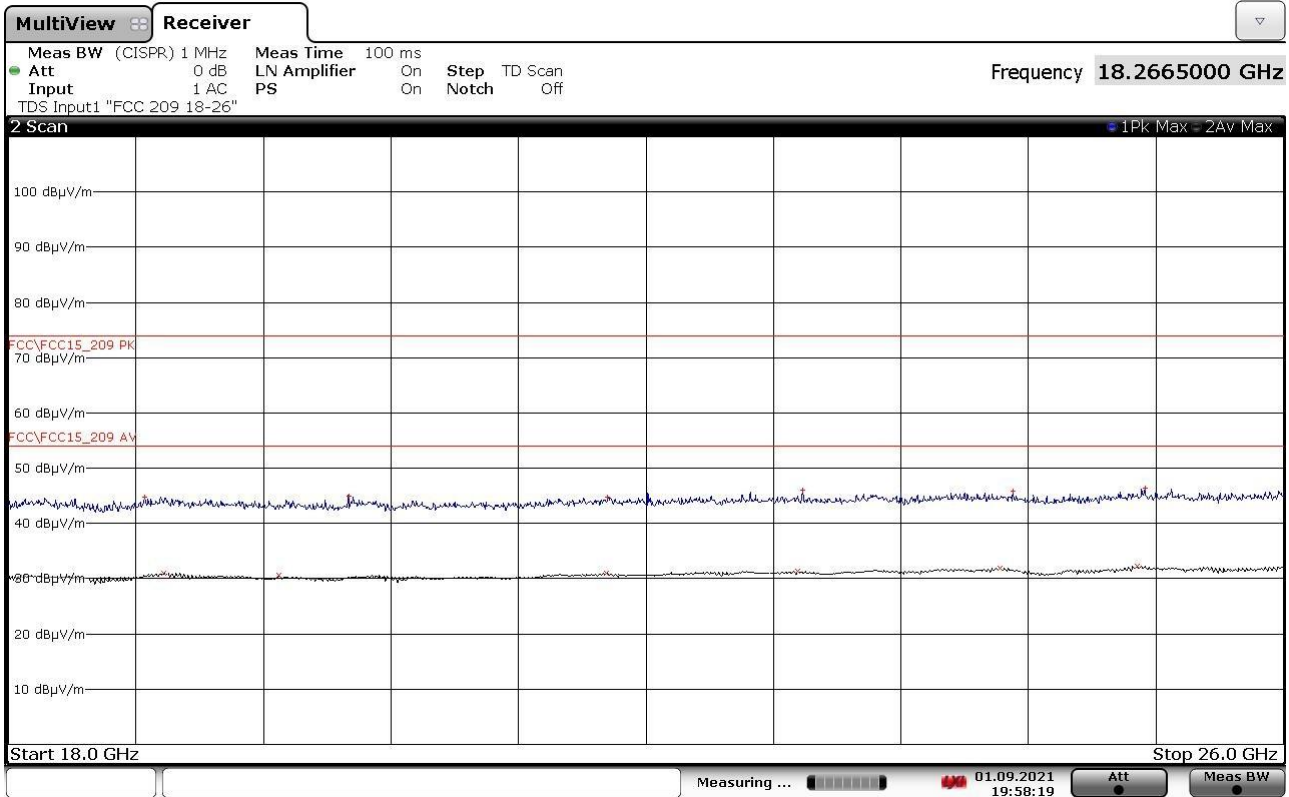


**FINAL RESULT TABLE**

MAX PEAK			AVERAGE		
Freq Hz	Lev dBuV/m	Margin dB	Freq Hz	Lev dBuV/m	Margin dB
18917250000	+44,86	-29,12	18978750000	+31,00	-22,98
19694750000	+44,72	-29,26	19696250000	+30,65	-23,33
21457500000	+44,98	-29,00	21753750000	+30,93	-23,05
22952500000	+45,09	-28,89	22950250000	+31,35	-22,63
23422500000	+45,35	-28,63	24221000000	+31,91	-22,07
25232250000	+45,99	-27,99	25081000000	+32,22	-21,76

21184022\_2

De Rosso 21184023B vert 3m ch11 mod B

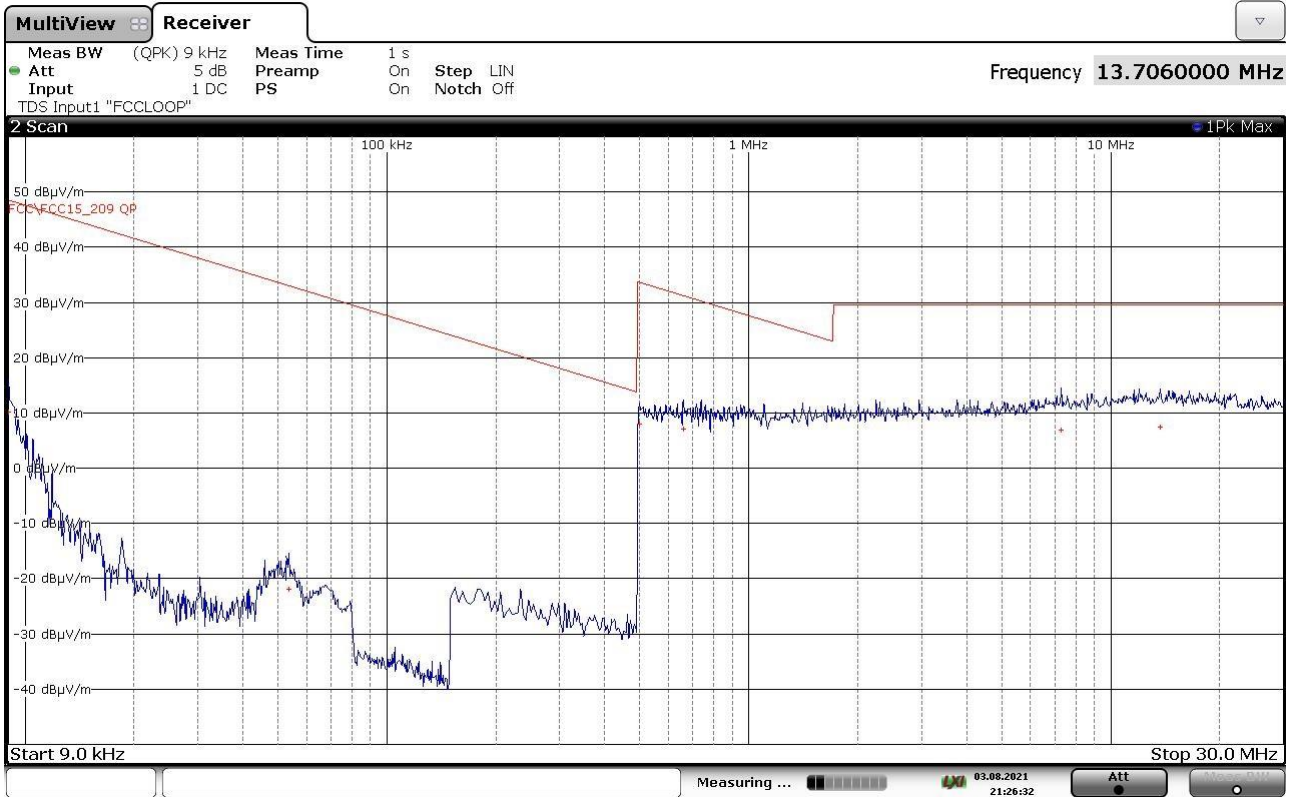


**FINAL RESULT TABLE**

MAX PEAK			AVERAGE		
Freq Hz	Lev dBuV/m	Margin dB	Freq Hz	Lev dBuV/m	Margin dB
18853000000	+44,80	-29,18	18972750000	+31,01	-22,97
20133750000	+44,93	-29,05	19696250000	+30,67	-23,31
21761000000	+44,69	-29,29	21754500000	+30,92	-23,06
22983500000	+46,01	-27,97	22950000000	+31,34	-22,64
24301000000	+45,79	-28,19	24221750000	+31,95	-22,03
25130500000	+46,31	-27,67	25080000000	+32,29	-21,69

21184023\_2

De Rosso 21184001G LOOP 10m vc mod G

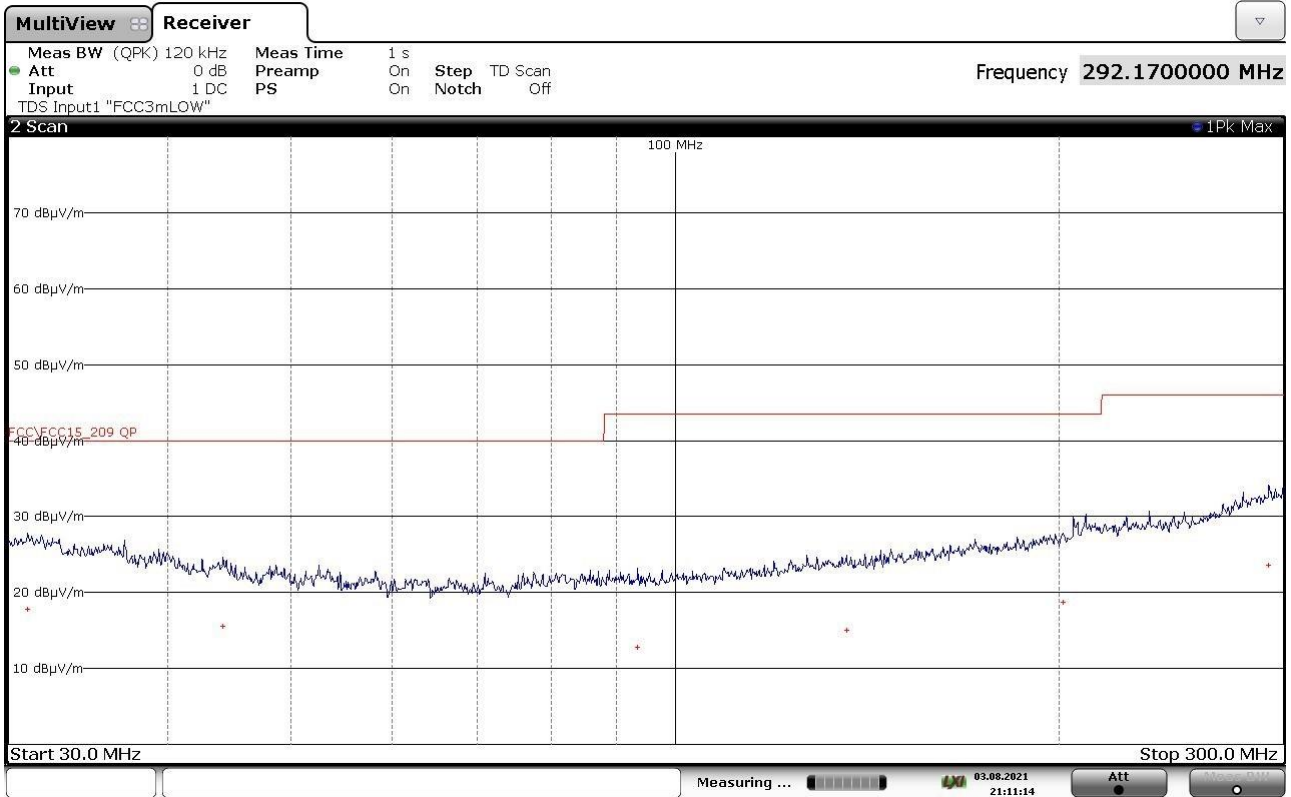


**FINAL RESULT TABLE**

QUASI PEAK		
Freq Hz	Lev dBuV/m	Margin dB
9000	+10,11	-38,41
53560	-21,93	-54,96
498000	+7,90	-25,76
658000	+7,08	-24,16
7290000	+6,94	-22,60
13706000	+7,38	-22,16

21184001\_2

De Rosso 211840026 horiz 10m wc mod 6



**FINAL RESULT TABLE**

QUASI PEAK		
Freq Hz	Lev dBuV/m	Margin dB
31050000	+17,82	-22,18
44190000	+15,57	-24,43
93390000	+12,72	-30,80
136320000	+15,02	-28,50
201360000	+18,72	-24,80
292170000	+23,61	-22,41

21184002\_2