

# TEST REPORT

**Application No.:** SZCR2305001713AT  
**Applicant:** Ruijie Networks Co., Ltd.  
**Address of Applicant:** Building 19, Juyuanzhou Industrial Park, No. 618 Jinshan Road, Cangshan District, Fuzhou, Fujian, 350002, China  
**Manufacturer:** Ruijie Networks Co., Ltd.  
**Address of Manufacturer:** Building 19, Juyuanzhou Industrial Park, No. 618 Jinshan Road, Cangshan District, Fuzhou, Fujian, 350002, China

### Equipment Under Test (EUT):

**EUT Name:** 3000M Dual Band Gigabit Wi-Fi 6 Router

**Model No.:** RG-EW3000GX PRO, RG-E4 ♣

♣ Please refer to section 2 of this report which indicates which model was actually tested and which were electrically identical.

**Trade Mark:** 

**FCC ID:** 2AX5J-E4

**Standard(s) :** 47 CFR Part 15, Subpart C 15.247


**Date of Receipt:** 2023-06-02

**Date of Test:** 2023-06-08 to 2023-06-22

**Date of Issue:** 2023-07-10

<b>Test Result:</b>	<b>Pass*</b>
---------------------	--------------

\* In the configuration tested, the EUT complied with the standards specified above.



Keny Xu  
EMC Laboratory Manager



Revision Record				
Version	Chapter	Date	Modifier	Remark
01		2023-07-10		Original

<b>Authorized for issue by:</b>			
		Gebin Sun	
		_____	
		Gebin Sun/Project Engineer	
		Eric Fu	
		_____	
		Eric Fu/Reviewer	



Unless otherwise agreed in writing, this document is issued by the Company subject to its General Conditions of Service printed overleaf, available on request or accessible at <https://www.sgs.com/en/Terms-and-Conditions>. Attention is drawn to the limitation of liability, indemnification and jurisdiction issues defined therein. Any holder of this document is advised that information contained hereon reflects the Company's findings at the time of its intervention only and within the limits of Client's instructions, if any. The Company's sole responsibility is to its Client and this document does not exonerate parties to a transaction from exercising all their rights and obligations under the transaction documents. This document cannot be reproduced except in full, without prior written approval of the Company. Any unauthorized alteration, forgery or falsification of the content or appearance of this document is unlawful and offenders may be prosecuted to the fullest extent of the law. Unless otherwise stated the results shown in this test report refer only to the sample(s) tested and such sample(s) are retained for 30 days only.

Attention: To check the authenticity of testing /inspection report & certificate, please contact us at telephone: (86-755) 8307 1443, or email: CN.Doccheck@sgs.com

## 2 Test Summary

Radio Spectrum Technical Requirement				
Item	Standard	Method	Requirement	Result
Antenna Requirement	47 CFR Part 15, Subpart C 15.247	N/A	47 CFR Part 15, Subpart C 15.203 & 15.247(b)(4)	Pass

Radio Spectrum Matter Part				
Item	Standard	Method	Requirement	Result
Conducted Emissions at AC Power Line (150kHz-30MHz)	47 CFR Part 15, Subpart C 15.247	ANSI C63.10 (2013) Section 6.2	47 CFR Part 15, Subpart C 15.207	Pass
Conducted Average Output Power		ANSI C63.10 (2013) Section 11.9.2	47 CFR Part 15, Subpart C 15.247(b)(3)	Pass
Minimum 6dB Bandwidth		ANSI C63.10 (2013) Section 11.8.1	47 CFR Part 15, Subpart C 15.247a(2)	Pass
Power Spectrum Density		ANSI C63.10 (2013) Section 11.10.2	47 CFR Part 15, Subpart C 15.247(e)	Pass
Conducted Band Edges Measurement		ANSI C63.10 (2013) Section 11.13.3.2	47 CFR Part 15, Subpart C 15.247(d)	Pass
Conducted Spurious Emissions		ANSI C63.10 (2013) Section 11.11	47 CFR Part 15, Subpart C 15.247(d)	Pass
Radiated Emissions which fall in the restricted bands		ANSI C63.10 (2013) Section 6.10.5	47 CFR Part 15, Subpart C 15.205 & 15.209	Pass
Radiated Spurious Emissions Below 1GHz		ANSI C63.10 (2013) Section 6.4,6.5	47 CFR Part 15, Subpart C 15.205 & 15.209	Pass
Radiated Spurious Emissions Above 1GHz		ANSI C63.10 (2013) Section 6.6	47 CFR Part 15, Subpart C 15.205 & 15.209	Pass

### Declaration of EUT Family Grouping:

Model No.: RG-EW3000GX PRO, RG-E4

Only the model RG-EW3000GX PRO was tested, since according to the declaration from the applicant, the electrical circuit design, PCB layout, components used, internal wiring and functions were identical for all the above models, with only difference on distribution channel.



Unless otherwise agreed in writing, this document is issued by the Company subject to its General Conditions of Service printed overleaf, available on request or accessible at <https://www.sgs.com/en/Terms-and-Conditions>. Attention is drawn to the limitation of liability, indemnification and jurisdiction issues defined therein. Any holder of this document is advised that information contained hereon reflects the Company's findings at the time of its intervention only and within the limits of Client's instructions, if any. The Company's sole responsibility is to its Client and this document does not exonerate parties to a transaction from exercising all their rights and obligations under the transaction documents. This document cannot be reproduced except in full, without prior written approval of the Company. Any unauthorized alteration, forgery or falsification of the content or appearance of this document is unlawful and offenders may be prosecuted to the fullest extent of the law. Unless otherwise stated the results shown in this test report refer only to the sample(s) tested and such sample(s) are retained for 30 days only.

Attention: To check the authenticity of testing /inspection report & certificate, please contact us at telephone: (86-755) 8307 1443, or email: CN.Doccheck@sgs.com

### 3 Contents

	Page
<b>1 Cover Page</b> .....	<b>1</b>
<b>2 Test Summary</b> .....	<b>3</b>
<b>3 Contents</b> .....	<b>4</b>
<b>4 General Information</b> .....	<b>6</b>
4.1 Details of E.U.T. ....	6
4.2 Description of Support Units .....	6
4.3 Measurement Uncertainty .....	6
4.4 Test Location .....	8
4.5 Test Facility.....	8
4.6 Deviation from Standards .....	8
4.7 Abnormalities from Standard Conditions .....	8
<b>5 Equipment List</b> .....	<b>9</b>
<b>6 Radio Spectrum Technical Requirement</b> .....	<b>12</b>
6.1 Antenna Requirement .....	12
6.1.1 Test Requirement: .....	12
6.1.1 Conclusion .....	12
<b>7 Radio Spectrum Matter Test Results</b> .....	<b>13</b>
7.1 Conducted Emissions at AC Power Line (150kHz-30MHz) .....	13
7.1.1 E.U.T. Operation .....	13
7.1.2 Test Mode Description .....	13
7.1.3 Test Setup Diagram .....	14
7.1.4 Measurement Procedure and Data.....	14
7.2 Conducted Average Output Power .....	17
7.2.1 E.U.T. Operation .....	17
7.2.2 Test Mode Description .....	17
7.2.3 Test Setup Diagram .....	18
7.2.4 Measurement Procedure and Data.....	18
7.3 Minimum 6dB Bandwidth.....	19
7.3.1 E.U.T. Operation .....	19
7.3.2 Test Mode Description .....	19
7.3.3 Test Setup Diagram .....	19
7.3.4 Measurement Procedure and Data.....	19
7.4 Power Spectrum Density .....	20
7.4.1 E.U.T. Operation .....	20
7.4.2 Test Mode Description .....	20
7.4.3 Test Setup Diagram .....	20
7.4.4 Measurement Procedure and Data.....	20
7.5 Conducted Band Edges Measurement .....	21
7.5.1 E.U.T. Operation .....	21



Unless otherwise agreed in writing, this document is issued by the Company subject to its General Conditions of Service printed overleaf, available on request or accessible at <https://www.sgs.com/en/Terms-and-Conditions>. Attention is drawn to the limitation of liability, indemnification and jurisdiction issues defined therein. Any holder of this document is advised that information contained hereon reflects the Company's findings at the time of its intervention only and within the limits of Client's instructions, if any. The Company's sole responsibility is to its Client and this document does not exonerate parties to a transaction from exercising all their rights and obligations under the transaction documents. This document cannot be reproduced except in full, without prior written approval of the Company. Any unauthorized alteration, forgery or falsification of the content or appearance of this document is unlawful and offenders may be prosecuted to the fullest extent of the law. Unless otherwise stated the results shown in this test report refer only to the sample(s) tested and such sample(s) are retained for 30 days only.



7.5.2	Test Mode Description .....	21
7.5.3	Test Setup Diagram .....	22
7.5.4	Measurement Procedure and Data.....	22
7.6	Conducted Spurious Emissions .....	23
7.6.1	E.U.T. Operation .....	23
7.6.2	Test Mode Description .....	23
7.6.3	Test Setup Diagram .....	24
7.6.4	Measurement Procedure and Data.....	24
7.7	Radiated Emissions which fall in the restricted bands .....	25
7.7.1	E.U.T. Operation .....	25
7.7.2	Test Mode Description .....	25
7.7.3	Test Setup Diagram .....	26
7.7.4	Measurement Procedure and Data.....	26
7.8	Radiated Spurious Emissions Below 1GHz.....	91
7.8.1	E.U.T. Operation .....	91
7.8.2	Test Mode Description .....	91
7.8.3	Test Setup Diagram .....	92
7.8.4	Measurement Procedure and Data.....	93
7.9	Radiated Spurious Emissions Above 1GHz .....	96
7.9.1	E.U.T. Operation .....	96
7.9.2	Test Mode Description .....	96
7.9.3	Test Setup Diagram .....	96
7.9.4	Measurement Procedure and Data.....	97
<b>8</b>	<b>Test Setup Photo .....</b>	<b>116</b>
<b>9</b>	<b>EUT Constructional Details (EUT Photos).....</b>	<b>116</b>
<b>10</b>	<b>Appendix.....</b>	<b>117</b>



Unless otherwise agreed in writing, this document is issued by the Company subject to its General Conditions of Service printed overleaf, available on request or accessible at <https://www.sgs.com/en/Terms-and-Conditions>. Attention is drawn to the limitation of liability, indemnification and jurisdiction issues defined therein. Any holder of this document is advised that information contained hereon reflects the Company's findings at the time of its intervention only and within the limits of Client's instructions, if any. The Company's sole responsibility is to its Client and this document does not exonerate parties to a transaction from exercising all their rights and obligations under the transaction documents. This document cannot be reproduced except in full, without prior written approval of the Company. Any unauthorized alteration, forgery or falsification of the content or appearance of this document is unlawful and offenders may be prosecuted to the fullest extent of the law. Unless otherwise stated the results shown in this test report refer only to the sample(s) tested and such sample(s) are retained for 30 days only.

Attention: To check the authenticity of testing /inspection report & certificate, please contact us at telephone: (86-755) 8307 1443, or email: [CN.Doccheck@sgs.com](mailto:CN.Doccheck@sgs.com)

## 4 General Information

### 4.1 Details of E.U.T.

Power supply:	Adapter Model: F18L16-120150SPAU; Input:AC100-240V 50/60Hz 0.6A Output:DC12V 1.5A 18W
Cable(s):	DC cable:120cm unshielded
Operation Frequency:	802.11b/g/n(HT20)/ac(HT20)/ax(HEW20): 2412MHz to 2462MHz, 802.11n(HT40)/ac(HT40)/ax(HEW40): 2422MHz to 2452MHz
Modulation Type:	802.11b: DSSS(CCK, DQPSK, DBPSK) 802.11 g/n: OFDM(16QAM, 64QAM, QPSK, BPSK) 802.11 ac: OFDM(16QAM, 64QAM, 256QAM, QPSK, BPSK) 802.11 ax: OFDMA(16QAM, 64QAM, 256QAM, 1024QAM, QPSK, BPSK)
Channel Spacing:	5MHz
Number of Channels:	802.11b/g/n(HT20)/ac(HT20)/ax(HEW20): 11 802.11n(HT40)/ac(HT40)/ax(HEW40):7
Antenna Type:	External flat omnidirectional antenna

#### Antenna Gain:

	Ant1 gain(dBi)	Ant2 gain(dBi)
2.4G WIFI Antenna Gain:	5.36	5.01

Remark:The information in this section is provided by the applicant or manufacturer, SGS is not liable to the accuracy, suitability, reliability or/and integrity of the information.

### 4.2 Description of Support Units

Description	Manufacturer	Model No.	Serial No.
--	--	--	--

The EUT has been tested as an independent unit.

### 4.3 Measurement Uncertainty

Test Item	Measurement Uncertainty
Conducted Emissions at AC Power Line (150kHz-30MHz)	± 3.1dB
Conducted Average Output Power	± 0.75dB
Minimum 6dB Bandwidth	± 3%
Power Spectrum Density	± 2.84dB
Conducted Band Edges Measurement	± 0.75dB
Conducted Spurious Emissions	± 0.75dB



Unless otherwise agreed in writing, this document is issued by the Company subject to its General Conditions of Service printed overleaf, available on request or accessible at <https://www.sgs.com/en/Terms-and-Conditions>. Attention is drawn to the limitation of liability, indemnification and jurisdiction issues defined therein. Any holder of this document is advised that information contained hereon reflects the Company's findings at the time of its intervention only and within the limits of Client's instructions, if any. The Company's sole responsibility is to its Client and this document does not exonerate parties to a transaction from exercising all their rights and obligations under the transaction documents. This document cannot be reproduced except in full, without prior written approval of the Company. Any unauthorized alteration, forgery or falsification of the content or appearance of this document is unlawful and offenders may be prosecuted to the fullest extent of the law. Unless otherwise stated the results shown in this test report refer only to the sample(s) tested and such sample(s) are retained for 30 days only.

Attention: To check the authenticity of testing /inspection report & certificate, please contact us at telephone: (86-755) 8307 1443, or email: CN.Doccheck@sgs.com

# SGS-CSTC Standards Technical Services Co., Ltd. Shenzhen Branch

SZEMC-TRF-01 Rev. A/0 Aug01,2022

Report No.: SZCR230500171302

Page: 7 of 261

Radiated Emissions which fall in the restricted bands	$\pm 6.0\text{dB}$ (Below 1GHz); $\pm 4.6\text{dB}$ (Above 1GHz)
Radiated Spurious Emissions Below 1GHz	$\pm 6.0\text{dB}$ for 3m; $\pm 5.0\text{dB}$ for 10m
Radiated Spurious Emissions Above 1GHz	$\pm 4.6\text{dB}$ (1-18GHz); $\pm 4.8\text{dB}$ (18-40GHz)
<p>Remark:</p> <p>The <math>U_{\text{lab}}</math> (lab Uncertainty) is less than <math>U_{\text{CISPR/ETSI}}</math> (CISPR/ETSI Uncertainty), so the test results</p> <ul style="list-style-type: none"> <li>– compliance is deemed to occur if no measured disturbance level exceeds the disturbance limit;</li> <li>– non-compliance is deemed to occur if any measured disturbance level exceeds the disturbance limit.</li> </ul>	



Unless otherwise agreed in writing, this document is issued by the Company subject to its General Conditions of Service printed overleaf, available on request or accessible at <https://www.sgs.com/en/Terms-and-Conditions>. Attention is drawn to the limitation of liability, indemnification and jurisdiction issues defined therein. Any holder of this document is advised that information contained hereon reflects the Company's findings at the time of its intervention only and within the limits of Client's instructions, if any. The Company's sole responsibility is to its Client and this document does not exonerate parties to a transaction from exercising all their rights and obligations under the transaction documents. This document cannot be reproduced except in full, without prior written approval of the Company. Any unauthorized alteration, forgery or falsification of the content or appearance of this document is unlawful and offenders may be prosecuted to the fullest extent of the law. Unless otherwise stated the results shown in this test report refer only to the sample(s) tested and such sample(s) are retained for 30 days only.

Attention: To check the authenticity of testing /inspection report & certificate, please contact us at telephone: (86-755) 8307 1443, or email: [CN.Doccheck@sgs.com](mailto:CN.Doccheck@sgs.com)

### 4.4 Test Location

All tests were performed at:

SGS-CSTC Standards Technical Services Co., Ltd., Shenzhen Branch

No. 1 Workshop, M-10, Middle Section, Science & Technology Park, Nanshan District, Shenzhen, Guangdong, China. 518057.

Tel: +86 755 2601 2053 Fax: +86 755 2671 0594

No tests were sub-contracted.

### 4.5 Test Facility

The test facility is recognized, certified, or accredited by the following organizations:

#### • A2LA (Certificate No. 3816.01)

SGS-CSTC Standards Technical Services Co., Ltd., Shenzhen EMC Laboratory is accredited by the American Association for Laboratory Accreditation(A2LA). Certificate No. 3816.01.

#### • VCCI (Member No. 1937)

The 3m Fully-anechoic chamber for above 1GHz, 10m Semi-anechoic chamber for below 1GHz, Shielded Room for Mains Port Conducted Interference Measurement and Telecommunication Port Conducted Interference Measurement of SGS-CSTC Standards Technical Services Co., Ltd. Shenzhen EMC laboratory have been registered in accordance with the Regulations for Voluntary Control Measures with Registration No.: G-20026, R-14188, C-12383 and T-11153 respectively.

#### • FCC –Designation Number: CN1336

SGS-CSTC Standards Technical Services Co., Ltd., Shenzhen EMC Laboratory has been recognized as an accredited testing laboratory.

Designation Number: CN1336. Test Firm Registration Number: 787754.

#### • Innovation, Science and Economic Development Canada

SGS-CSTC Standards Technical Services Co., Ltd., Shenzhen EMC Laboratory has been recognized by ISED as an accredited testing laboratory.

CAB identifier: CN0006.

IC#: 4620C.

### 4.6 Deviation from Standards

None

### 4.7 Abnormalities from Standard Conditions

None





## 5 Equipment List

Conducted Emissions at AC Power Line (150kHz-30MHz)					
Equipment	Manufacturer	Model No.	Inventory No.	Cal Date	Cal Due Date
Shielding Room	ZhongYu Electron	GB-88	SEM001-06	2022-05-14	2025-05-13
EMI Test Receiver	Rohde&Schwarz	ESCI	SEM004-02	2023-03-20	2024-03-19
Measurement Software	AUDIX	e3 V8.2014-6-27a	N/A	N/A	N/A
Coaxial Cable	SGS	N/A	SEM024-01	2022-07-08	2023-07-07
LISN	Rohde&Schwarz	ENV216	SEM007-01	2022-09-20	2023-09-19
LISN	ETS-LINDGREN	3816/2	SEM007-02	2023-03-20	2024-03-19

Conducted Average Output Power					
Equipment	Manufacturer	Model No.	Inventory No.	Cal Date	Cal Due Date
Power Sensor	TST PASS	TSPS2023R	SEM009-26	2023-04-01	2024-03-31
Power Sensor	KEYSIGHT	U2021XA	SEM009-16	2023-03-21	2024-03-20
DC Power Supply	Chroma	62012P-80-60	SEM011-11	2022-10-20	2023-10-19
MXA Signal Analyzer	KEYSIGHT	N9020A	SEM004-19	2023-03-21	2024-03-20
Measurement Software	TST PASS	TST PASS V2.0	N/A	N/A	N/A
Coaxial Cable	SGS	N/A	SEM031-01	2022-07-08	2023-07-07
Attenuator	Huber+Suhner	6620_SMA-50-1	SEM021-09	2023-03-31	2024-03-30

Minimum 6dB Bandwidth					
Equipment	Manufacturer	Model No.	Inventory No.	Cal Date	Cal Due Date
DC Power Supply	Chroma	62012P-80-60	SEM011-11	2022-10-20	2023-10-19
MXA Signal Analyzer	KEYSIGHT	N9020A	SEM004-19	2023-03-21	2024-03-20
Measurement Software	TST PASS	TST PASS V2.0	N/A	N/A	N/A
Coaxial Cable	SGS	N/A	SEM031-01	2022-07-08	2023-07-07
Attenuator	Huber+Suhner	6620_SMA-50-1	SEM021-09	2023-03-31	2024-03-30

Power Spectrum Density					
Equipment	Manufacturer	Model No.	Inventory No.	Cal Date	Cal Due Date
DC Power Supply	Chroma	62012P-80-60	SEM011-11	2022-10-20	2023-10-19
MXA Signal Analyzer	KEYSIGHT	N9020A	SEM004-19	2023-03-21	2024-03-20
Measurement Software	TST PASS	TST PASS V2.0	N/A	N/A	N/A
Coaxial Cable	SGS	N/A	SEM031-01	2022-07-08	2023-07-07



Unless otherwise agreed in writing, this document is issued by the Company subject to its General Conditions of Service printed overleaf, available on request or accessible at <https://www.sgs.com/en/Terms-and-Conditions>. Attention is drawn to the limitation of liability, indemnification and jurisdiction issues defined therein. Any holder of this document is advised that information contained hereon reflects the Company's findings at the time of its intervention only and within the limits of Client's instructions, if any. The Company's sole responsibility is to its Client and this document does not exonerate parties to a transaction from exercising all their rights and obligations under the transaction documents. This document cannot be reproduced except in full, without prior written approval of the Company. Any unauthorized alteration, forgery or falsification of the content or appearance of this document is unlawful and offenders may be prosecuted to the fullest extent of the law. Unless otherwise stated the results shown in this test report refer only to the sample(s) tested and such sample(s) are retained for 30 days only.

Attention: To check the authenticity of testing /inspection report & certificate, please contact us at telephone: (86-755) 8307 1443, or email: CN.Doccheck@sgs.com

SGS-CSTC Standards Technical Services Co., Ltd. Shenzhen Branch  
 No.1 Workshop, M-10, Middle Section, Science & Technology Park, Nanshan District, Shenzhen, Guangdong, China 518057 t (86-755) 26012053 f (86-755) 26710594 www.sgs.com.cn  
 中国·广东·深圳市南山区科技园中区M-10栋1号厂房 邮编: 518057 t (86-755) 26012053 f (86-755) 26710594 sgs.china@sgs.com

# SGS-CSTC Standards Technical Services Co., Ltd. Shenzhen Branch

SZEMC-TRF-01 Rev. A/0 Aug01,2022

Report No.: SZCR230500171302

Page: 10 of 261

Attenuator	Huber+Suhner	6620_SMA-50-1	SEM021-09	2023-03-31	2024-03-30
------------	--------------	---------------	-----------	------------	------------

## Conducted Band Edges Measurement

Equipment	Manufacturer	Model No.	Inventory No.	Cal Date	Cal Due Date
DC Power Supply	Chroma	62012P-80-60	SEM011-11	2022-10-20	2023-10-19
MXA Signal Analyzer	KEYSIGHT	N9020A	SEM004-19	2023-03-21	2024-03-20
Measurement Software	TST PASS	TST PASS V2.0	N/A	N/A	N/A
Coaxial Cable	SGS	N/A	SEM031-01	2022-07-08	2023-07-07
Attenuator	Huber+Suhner	6620_SMA-50-1	SEM021-09	2023-03-31	2024-03-30

## Conducted Spurious Emissions

Equipment	Manufacturer	Model No.	Inventory No.	Cal Date	Cal Due Date
DC Power Supply	Chroma	62012P-80-60	SEM011-11	2022-10-20	2023-10-19
MXA Signal Analyzer	KEYSIGHT	N9020A	SEM004-19	2023-03-21	2024-03-20
Measurement Software	TST PASS	TST PASS V2.0	N/A	N/A	N/A
Coaxial Cable	SGS	N/A	SEM031-01	2022-07-08	2023-07-07
Attenuator	Huber+Suhner	6620_SMA-50-1	SEM021-09	2023-03-31	2024-03-30

## Radiated Emissions which fall in the restricted bands

Equipment	Manufacturer	Model No.	Inventory No.	Cal Date	Cal Due Date
3m Semi-Anechoic Chamber	AUDIX	N/A	SEM001-02	2022-04-02	2025-04-01
Signal Analyzer	Rohde & Schwarz	FSV40	SEM008-04	2023-03-20	2024-03-19
Horn Antenna	Rohde&Schwarz	HF907	SEM003-07	2022-07-24	2024-07-23
Microwave system amplifier	Agilent	83017A	SEM005-25	2022-09-21	2023-09-20
Measurement Software	AUDIX	e3 V8.2014-6-27	N/A	N/A	N/A
Coaxial Cable	SGS	N/A	SEM026-01	2022-07-08	2023-07-07
Broad-Band Horn Antenna	Schwarzbeck	BBHA 9170	SEM003-15	2022-08-10	2024-08-09
Pre-Amplifier	Compliance Directions Systems Inc.	PAP-2640-50	SEM005-08	2023-03-20	2024-03-19



Unless otherwise agreed in writing, this document is issued by the Company subject to its General Conditions of Service printed overleaf, available on request or accessible at <https://www.sgs.com/en/Terms-and-Conditions>. Attention is drawn to the limitation of liability, indemnification and jurisdiction issues defined therein. Any holder of this document is advised that information contained hereon reflects the Company's findings at the time of its intervention only and within the limits of Client's instructions, if any. The Company's sole responsibility is to its Client and this document does not exonerate parties to a transaction from exercising all their rights and obligations under the transaction documents. This document cannot be reproduced except in full, without prior written approval of the Company. Any unauthorized alteration, forgery or falsification of the content or appearance of this document is unlawful and offenders may be prosecuted to the fullest extent of the law. Unless otherwise stated the results shown in this test report refer only to the sample(s) tested and such sample(s) are retained for 30 days only.

Radiated Spurious Emissions Below 1GHz					
Equipment	Manufacturer	Model No.	Inventory No.	Cal Date	Cal Due Date
Loop Antenna	ETS-Lindgren	6502	SEM003-08	2021-11-30	2023-11-29
3m Semi-Anechoic Chamber	ETS-LINDGREN	N/A	SEM001-01	2020-07-19	2023-07-18
MXE EMI Receiver	Agilent Technologies	N9038A	SEM004-15	2022-10-20	2023-10-19
BiConiLog Antenna	ETS-LINDGREN	3142C	SEM003-01	2021-09-17	2023-09-16
Pre-Amplifier	Agilent Technologies	8447D	SEM005-01	2023-03-20	2024-03-19
Measurement Software	AUDIX	e3 V8.2014-6-27	N/A	N/A	N/A
Coaxial Cable	SGS	N/A	SEM025-01	2022-07-08	2023-07-07

Radiated Spurious Emissions Above 1GHz					
Equipment	Manufacturer	Model No.	Inventory No.	Cal Date	Cal Due Date
3m Semi-Anechoic Chamber	AUDIX	N/A	SEM001-02	2022-04-02	2025-04-01
Signal Analyzer	Rohde & Schwarz	FSV40	SEM008-04	2023-03-20	2024-03-19
Horn Antenna	Rohde&Schwarz	HF907	SEM003-07	2022-07-24	2024-07-23
Microwave system amplifier	Agilent	83017A	SEM005-25	2022-09-21	2023-09-20
Measurement Software	AUDIX	e3 V8.2014-6-27	N/A	N/A	N/A
Coaxial Cable	SGS	N/A	SEM026-01	2022-07-08	2023-07-07

General used equipment					
Equipment	Manufacturer	Model No.	Inventory No.	Cal Date	Cal Due Date
Humidity/ Temperature Indicator	Mingle	N/A	SEM002-08	2022-09-04	2023-09-03
Humidity/ Temperature Indicator	Anymetre	TH101B	SEM002-09	2022-09-04	2023-09-03
Barometer	Changchun Meteorological Industry Factory	DYM3	SEM002-01	2023-03-23	2024-03-22



Unless otherwise agreed in writing, this document is issued by the Company subject to its General Conditions of Service printed overleaf, available on request or accessible at <https://www.sgs.com/en/Terms-and-Conditions>. Attention is drawn to the limitation of liability, indemnification and jurisdiction issues defined therein. Any holder of this document is advised that information contained hereon reflects the Company's findings at the time of its intervention only and within the limits of Client's instructions, if any. The Company's sole responsibility is to its Client and this document does not exonerate parties to a transaction from exercising all their rights and obligations under the transaction documents. This document cannot be reproduced except in full, without prior written approval of the Company. Any unauthorized alteration, forgery or falsification of the content or appearance of this document is unlawful and offenders may be prosecuted to the fullest extent of the law. Unless otherwise stated the results shown in this test report refer only to the sample(s) tested and such sample(s) are retained for 30 days only.

Attention: To check the authenticity of testing /inspection report & certificate, please contact us at telephone: (86-755) 8307 1443, or email: CN.Doccheck@sgs.com

## 6 Radio Spectrum Technical Requirement

### 6.1 Antenna Requirement

#### 6.1.1 Test Requirement:

47 CFR Part 15, Subpart C 15.203 & 15.247(b)(4)

#### 6.1.1 Conclusion

Standard Requirement:

An intentional radiator shall be designed to ensure that no antenna other than that furnished by the responsible party shall be used with the device. The use of a permanently attached antenna or of an antenna that uses a unique coupling to the intentional radiator, the manufacturer may design the unit so that a broken antenna can be replaced by the user, but the use of a standard antenna jack or electrical connector is prohibited.

15.247(b) (4) requirement:

The conducted output power limit specified in paragraph (b) of this section is based on the use of antennas with directional gains that do not exceed 6 dBi. Except as shown in paragraph (c) of this section, if transmitting antennas of directional gain greater than 6 dBi are used, the conducted output power from the intentional radiator shall be reduced below the stated values in paragraphs (b)(1), (b)(2), and (b)(3) of this section, as appropriate, by the amount in dB that the directional gain of the antenna exceeds 6 dBi.

EUT Antenna:

The device uses nondetachable antennas and no consideration of replacement. The best case gain of the antenna was showed as below.

	Ant1 gain(dBi)	Ant2 gain(dBi)
2.4G WIFI Antenna Gain:	5.36	5.01

The EUT supports CDD, and all antenna gains are not equal, according to KDB662911 D01 2) f) (iii) guidelines:

Directional gain =  $G_{ANT} + \text{Array Gain}$

the Directional gain =  $5.36\text{dBi}(N_{ANT} \leq 4, \text{Array Gain}=0\text{dB})$

Antenna location: Refer to external photos





## 7 Radio Spectrum Matter Test Results

### 7.1 Conducted Emissions at AC Power Line (150kHz-30MHz)

Test Requirement 47 CFR Part 15, Subpart C 15.207

Test Method: ANSI C63.10 (2013) Section 6.2

Limit:

Frequency of emission(MHz)	Conducted limit(dBμV)	
	Quasi-peak	Average
0.15-0.5	66 to 56*	56 to 46*
0.5-5	56	46
5-30	60	50

\*Decreases with the logarithm of the frequency.

Detector: Peak for pre-scan (9kHz resolution bandwidth) 0.15M to 30MHz

#### 7.1.1 E.U.T. Operation

Operating Environment:

Temperature: 23.9 °C

Humidity: 43.8 % RH

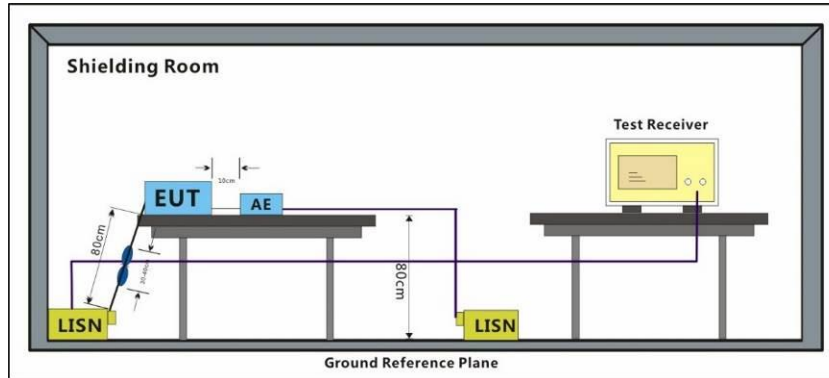
Atmospheric Pressure: 1005 mbar

#### 7.1.2 Test Mode Description

Pre-scan / Final test	Mode Code	Description
Final test	00	TX mode_Keep the EUT in continuously transmitting mode with all modulation types. All data rates for each modulation type have been tested and found the data rate @ 1Mbps is the worst case of IEEE 802.11b; data rate @ 6Mbps is the worst case of IEEE 802.11g; data rate @ 6.5Mbps is the worst case of IEEE 802.11n(HT20); data rate @ 13.5Mbps is the worst case of IEEE 802.11n(HT40);; data rate @ MCS0 is the worst case of IEEE 802.11ac/ax 20/40. final test modes are considering the modulation and worse data rates. Only the data of worst case is recorded in the report.



### 7.1.3 Test Setup Diagram



### 7.1.4 Measurement Procedure and Data

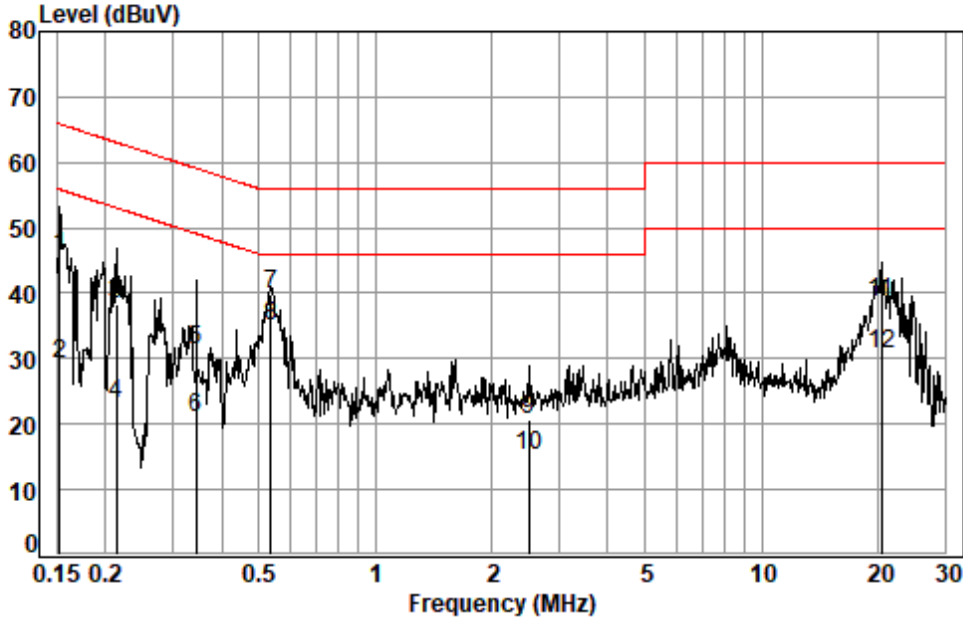
- 1) The mains terminal disturbance voltage test was conducted in a shielded room.
- 2) The EUT was connected to AC power source through a LISN 1 (Line Impedance Stabilization Network) which provides a 50ohm/50μH + 5ohm linear impedance. The power cables of all other units of the EUT were connected to a second LISN 2, which was bonded to the ground reference plane in the same way as the LISN 1 for the unit being measured. A multiple socket outlet strip was used to connect multiple power cables to a single LISN provided the rating of the LISN was not exceeded.
- 3) The tabletop EUT was placed upon a non-metallic table 0.8m above the ground reference plane. And for floor-standing arrangement, the EUT was placed on the horizontal ground reference plane.
- 4) The test was performed with a vertical ground reference plane. The rear of the EUT shall be 0.4 m from the vertical ground reference plane. The vertical ground reference plane was bonded to the horizontal ground reference plane. The LISN 1 was placed 0.8 m from the boundary of the unit under test and bonded to a ground reference plane for LISNs mounted on top of the ground reference plane. This distance was between the closest points of the LISN 1 and the EUT. All other units of the EUT and associated equipment was at least 0.8 m from the LISN 2.
- 5) In order to find the maximum emission, the relative positions of equipment and all of the interface cables must be changed according to ANSI C63.10 on conducted measurement.

Remark:

- 1) Level = Read Level + Cable Loss + LISN Factor
- 2) Through pre-scan found the worst case is the lowest channel. Only the worst case is recorded in the report.



Test Mode: 00; Line: Live line; Modulation:802.11b; Bandwidth:20MHz; Channel:Low



Site : Shielding Room  
 Condition: Line  
 Job No. : 01713AT  
 Test mode: 00

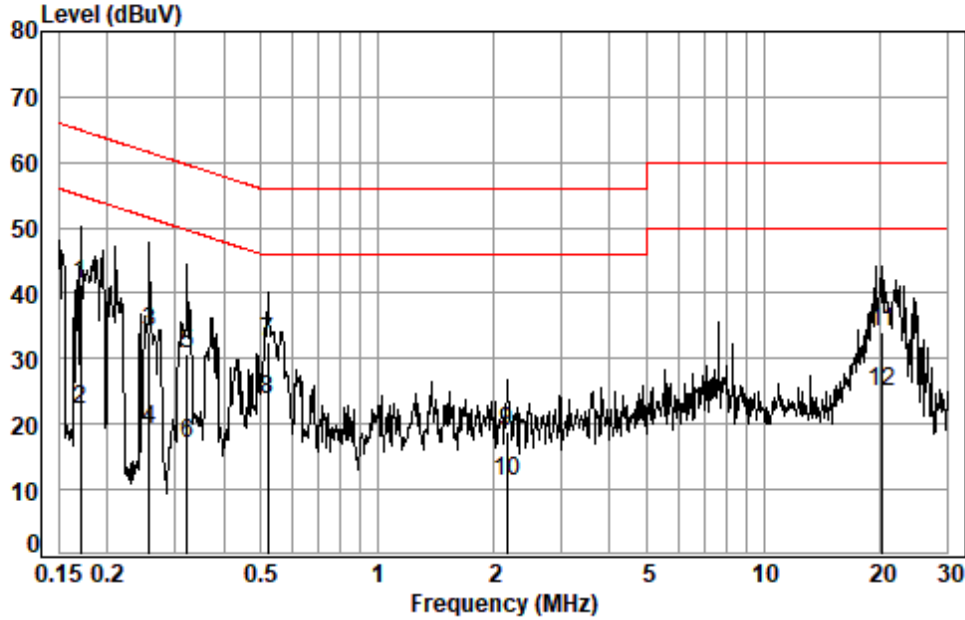
	Freq	Cable Loss	LISN Factor	Read Level	Limit Level	Limit Line	Over Limit	Remark
	MHz	dB	dB	dBuV	dBuV	dBuV	dB	
1	0.1524	0.03	9.76	35.95	45.74	65.87	-20.13	QP
2	0.1524	0.03	9.76	19.36	29.15	55.87	-26.72	Average
3	0.2139	0.04	9.76	28.61	38.41	63.05	-24.64	QP
4	0.2139	0.04	9.76	13.29	23.09	53.05	-29.96	Average
5	0.3446	0.05	9.76	21.66	31.47	59.09	-27.62	QP
6	0.3446	0.05	9.76	11.08	20.89	49.09	-28.20	Average
7 *	0.5378	0.06	9.76	29.88	39.70	56.00	-16.30	QP
8 *	0.5378	0.06	9.76	25.01	34.83	46.00	-11.17	Average
9	2.5000	0.12	9.83	10.73	20.68	56.00	-35.32	QP
10	2.5000	0.12	9.83	5.16	15.11	46.00	-30.89	Average
11	20.3773	0.30	11.03	27.20	38.53	60.00	-21.47	QP
12	20.3773	0.30	11.03	19.48	30.81	50.00	-19.19	Average



Unless otherwise agreed in writing, this document is issued by the Company subject to its General Conditions of Service printed overleaf, available on request or accessible at <https://www.sgs.com/en/Terms-and-Conditions>. Attention is drawn to the limitation of liability, indemnification and jurisdiction issues defined therein. Any holder of this document is advised that information contained hereon reflects the Company's findings at the time of its intervention only and within the limits of Client's instructions, if any. The Company's sole responsibility is to its Client and this document does not exonerate parties to a transaction from exercising all their rights and obligations under the transaction documents. This document cannot be reproduced except in full, without prior written approval of the Company. Any unauthorized alteration, forgery or falsification of the content or appearance of this document is unlawful and offenders may be prosecuted to the fullest extent of the law. Unless otherwise stated the results shown in this test report refer only to the sample(s) tested and such sample(s) are retained for 30 days only.

Attention: To check the authenticity of testing /inspection report & certificate, please contact us at telephone: (86-755) 8307 1443, or email: CN.Doccheck@sgs.com

Test Mode: 00; Line: Neutral Line; Modulation:802.11b; Bandwidth:20MHz; Channel:Low



Site : Shielding Room  
 Condition: Neutral  
 Job No. : 01713AT  
 Test mode: 00

	Freq	Cable Loss	LISN Factor	Read Level	Level	Limit Line	Over Limit	Remark
	MHz	dB	dB	dBuV	dBuV	dBuV	dB	
1	0.1703	0.03	9.73	31.65	41.41	64.94	-23.53	QP
2	0.1703	0.03	9.73	12.45	22.21	54.94	-32.73	Average
3	0.2575	0.04	9.73	24.44	34.21	61.51	-27.30	QP
4	0.2575	0.04	9.73	9.54	19.31	51.51	-32.20	Average
5	0.3217	0.05	9.73	20.89	30.67	59.66	-28.99	QP
6	0.3217	0.05	9.73	7.32	17.10	49.66	-32.56	Average
7 *	0.5210	0.06	9.74	22.71	32.51	56.00	-23.49	QP
8 *	0.5210	0.06	9.74	13.79	23.59	46.00	-22.41	Average
9	2.1668	0.11	9.80	9.07	18.98	56.00	-37.02	QP
10	2.1668	0.11	9.80	1.40	11.31	46.00	-34.69	Average
11	20.2696	0.29	10.95	22.92	34.16	60.00	-25.84	QP
12	20.2696	0.29	10.95	13.64	24.88	50.00	-25.12	Average





**7.2 Conducted Average Output Power**

Test Requirement 47 CFR Part 15, Subpart C 15.247(b)(3)

Test Method: ANSI C63.10 (2013) Section 11.9.2

Limit:

Frequency range(MHz)	Output power of the intentional radiator(watt)
902-928	1 for ≥50 hopping channels
	0.25 for 25≤ hopping channels <50
	1 for digital modulation
2400-2483.5	1 for ≥75 non-overlapping hopping channels
	0.125 for all other frequency hopping systems
	1 for digital modulation
5725-5850	1 for frequency hopping systems and digital modulation

**7.2.1 E.U.T. Operation**

Operating Environment:

Temperature: 26.6 °C Humidity: 50.7 % RH Atmospheric Pressure: 1005 mbar

**7.2.2 Test Mode Description**

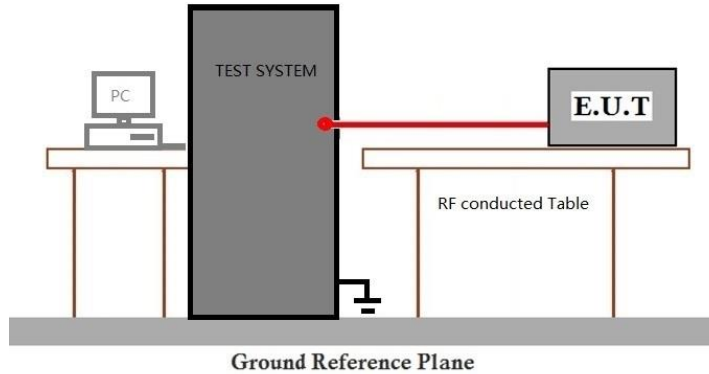
Pre-scan / Final test	Mode Code	Description
Final test	00	TX mode_Keep the EUT in continuously transmitting mode with all modulation types. All data rates for each modulation type have been tested and found the data rate @ 1Mbps is the worst case of IEEE 802.11b; data rate @ 6Mbps is the worst case of IEEE 802.11g; data rate @ 6.5Mbps is the worst case of IEEE 802.11n(HT20); data rate @ 13.5Mbps is the worst case of IEEE 802.11n(HT40);; data rate @ MCS0 is the worst case of IEEE 802.11ac/ax 20/40. final test modes are considering the modulation and worse data rates. Only the data of worst case is recorded in the report.



Unless otherwise agreed in writing, this document is issued by the Company subject to its General Conditions of Service printed overleaf, available on request or accessible at <https://www.sgs.com/en/Terms-and-Conditions>. Attention is drawn to the limitation of liability, indemnification and jurisdiction issues defined therein. Any holder of this document is advised that information contained hereon reflects the Company's findings at the time of its intervention only and within the limits of Client's instructions, if any. The Company's sole responsibility is to its Client and this document does not exonerate parties to a transaction from exercising all their rights and obligations under the transaction documents. This document cannot be reproduced except in full, without prior written approval of the Company. Any unauthorized alteration, forgery or falsification of the content or appearance of this document is unlawful and offenders may be prosecuted to the fullest extent of the law. Unless otherwise stated the results shown in this test report refer only to the sample(s) tested and such sample(s) are retained for 30 days only.

Attention: To check the authenticity of testing /inspection report & certificate, please contact us at telephone: (86-755) 8307 1443, or email: CN.Doccheck@sgs.com

### 7.2.3 Test Setup Diagram



### 7.2.4 Measurement Procedure and Data

Note: Since the verify power the same operating range bandwidth and smaller power can be covered by the higher power.

Please Refer to Appendix for Details



### 7.3 Minimum 6dB Bandwidth

Test Requirement 47 CFR Part 15, Subpart C 15.247a(2)  
 Test Method: ANSI C63.10 (2013) Section 11.8.1

Limit:

≥500 kHz

#### 7.3.1 E.U.T. Operation

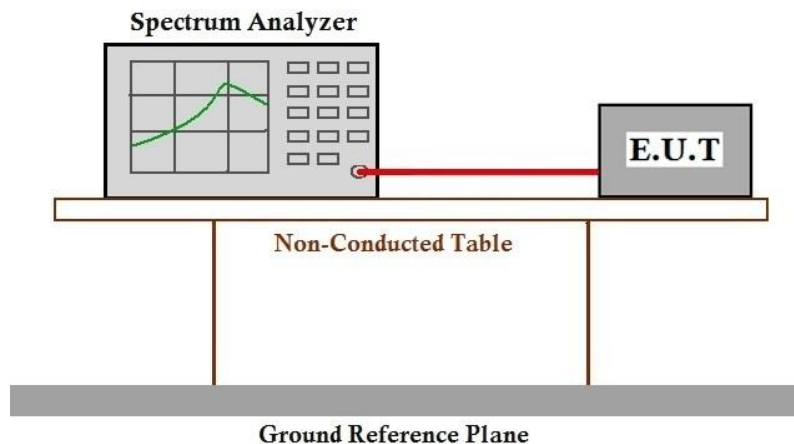
Operating Environment:

Temperature: 26.6 °C Humidity: 50.7 % RH Atmospheric Pressure: 1005 mbar

#### 7.3.2 Test Mode Description

Pre-scan / Final test	Mode Code	Description
Final test	00	TX mode_Keep the EUT in continuously transmitting mode with all modulation types. All data rates for each modulation type have been tested and found the data rate @ 1Mbps is the worst case of IEEE 802.11b; data rate @ 6Mbps is the worst case of IEEE 802.11g; data rate @ 6.5Mbps is the worst case of IEEE 802.11n(HT20); data rate @ 13.5Mbps is the worst case of IEEE 802.11n(HT40);; data rate @ MCS0 is the worst case of IEEE 802.11ac/ax 20/40. final test modes are considering the modulation and worse data rates. Only the data of worst case is recorded in the report.

#### 7.3.3 Test Setup Diagram



#### 7.3.4 Measurement Procedure and Data

Please Refer to Appendix for Details



Unless otherwise agreed in writing, this document is issued by the Company subject to its General Conditions of Service printed overleaf, available on request or accessible at <https://www.sgs.com/en/Terms-and-Conditions>. Attention is drawn to the limitation of liability, indemnification and jurisdiction issues defined therein. Any holder of this document is advised that information contained hereon reflects the Company's findings at the time of its intervention only and within the limits of Client's instructions, if any. The Company's sole responsibility is to its Client and this document does not exonerate parties to a transaction from exercising all their rights and obligations under the transaction documents. This document cannot be reproduced except in full, without prior written approval of the Company. Any unauthorized alteration, forgery or falsification of the content or appearance of this document is unlawful and offenders may be prosecuted to the fullest extent of the law. Unless otherwise stated the results shown in this test report refer only to the sample(s) tested and such sample(s) are retained for 30 days only.

### 7.4 Power Spectrum Density

Test Requirement 47 CFR Part 15, Subpart C 15.247(e)  
 Test Method: ANSI C63.10 (2013) Section 11.10.2

Limit:

≤8dBm in any 3 kHz band during any time interval of continuous transmission

#### 7.4.1 E.U.T. Operation

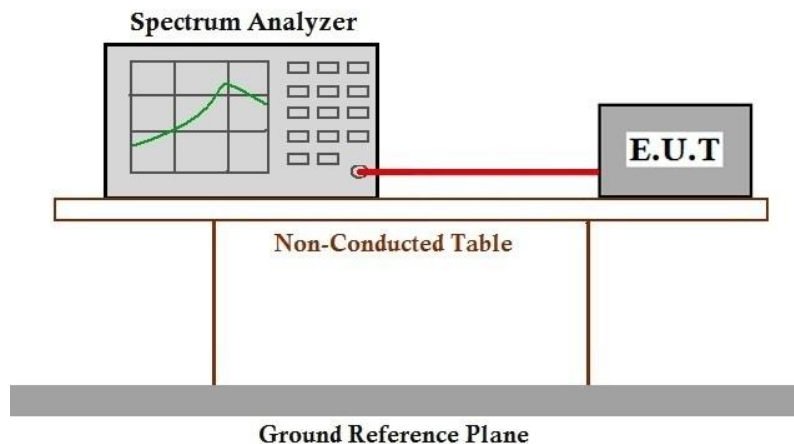
Operating Environment:

Temperature: 26.6 °C Humidity: 50.7 % RH Atmospheric Pressure: 1005 mbar

#### 7.4.2 Test Mode Description

Pre-scan / Final test	Mode Code	Description
Final test	00	TX mode_Keep the EUT in continuously transmitting mode with all modulation types. All data rates for each modulation type have been tested and found the data rate @ 1Mbps is the worst case of IEEE 802.11b; data rate @ 6Mbps is the worst case of IEEE 802.11g; data rate @ 6.5Mbps is the worst case of IEEE 802.11n(HT20); data rate @ 13.5Mbps is the worst case of IEEE 802.11n(HT40);; data rate @ MCS0 is the worst case of IEEE 802.11ac/ax 20/40. final test modes are considering the modulation and worse data rates. Only the data of worst case is recorded in the report.

#### 7.4.3 Test Setup Diagram



#### 7.4.4 Measurement Procedure and Data

Please Refer to Appendix for Details



Unless otherwise agreed in writing, this document is issued by the Company subject to its General Conditions of Service printed overleaf, available on request or accessible at <https://www.sgs.com/en/Terms-and-Conditions>. Attention is drawn to the limitation of liability, indemnification and jurisdiction issues defined therein. Any holder of this document is advised that information contained hereon reflects the Company's findings at the time of its intervention only and within the limits of Client's instructions, if any. The Company's sole responsibility is to its Client and this document does not exonerate parties to a transaction from exercising all their rights and obligations under the transaction documents. This document cannot be reproduced except in full, without prior written approval of the Company. Any unauthorized alteration, forgery or falsification of the content or appearance of this document is unlawful and offenders may be prosecuted to the fullest extent of the law. Unless otherwise stated the results shown in this test report refer only to the sample(s) tested and such sample(s) are retained for 30 days only.



**7.5 Conducted Band Edges Measurement**

Test Requirement 47 CFR Part 15, Subpart C 15.247(d)  
 Test Method: ANSI C63.10 (2013) Section 11.13.3.2

Limit:

In any 100 kHz bandwidth outside the frequency band in which the spread spectrum or digitally modulated intentional radiator is operating, the radio frequency power that is produced by the intentional radiator shall be at least 20 dB below that in the 100 kHz bandwidth within the band that contains the highest level of the desired power, based on either an RF conducted or a radiated measurement, provided the transmitter demonstrates compliance with the peak conducted power limits. If the transmitter complies with the conducted power limits based on the use of RMS averaging over a time interval, as permitted under paragraph (b)(3) of this section, the attenuation required under this paragraph shall be 30 dB instead of 20 dB. Attenuation below the general limits specified in §15.209(a) is not required. In addition, radiated emissions which fall in the restricted bands, as defined in §15.205(a), must also comply with the radiated emission limits specified in §15.209(a) (see §15.205(c)).

**7.5.1 E.U.T. Operation**

Operating Environment:

Temperature: 26.6 °C Humidity: 50.7 % RH Atmospheric Pressure: 1005 mbar

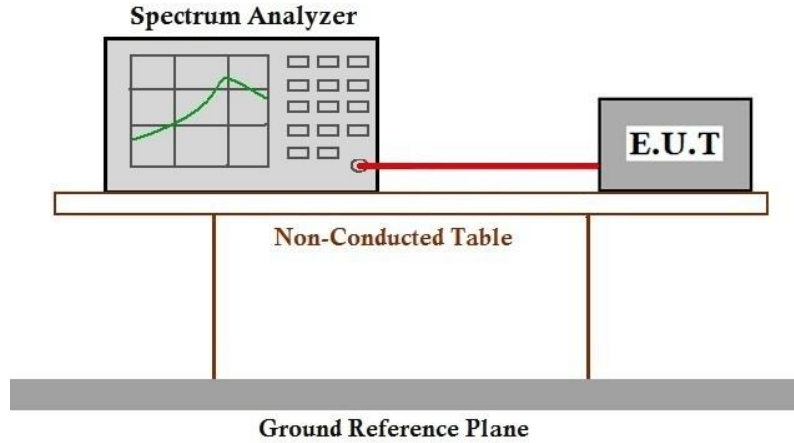
**7.5.2 Test Mode Description**

Pre-scan / Final test	Mode Code	Description
Final test	00	TX mode_Keep the EUT in continuously transmitting mode with all modulation types. All data rates for each modulation type have been tested and found the data rate @ 1Mbps is the worst case of IEEE 802.11b; data rate @ 6Mbps is the worst case of IEEE 802.11g; data rate @ 6.5Mbps is the worst case of IEEE 802.11n(HT20); data rate @ 13.5Mbps is the worst case of IEEE 802.11n(HT40);; data rate @ MCS0 is the worst case of IEEE 802.11ac/ax 20/40. final test modes are considering the modulation and worse data rates. Only the data of worst case is recorded in the report.



Unless otherwise agreed in writing, this document is issued by the Company subject to its General Conditions of Service printed overleaf, available on request or accessible at <https://www.sgs.com/en/Terms-and-Conditions>. Attention is drawn to the limitation of liability, indemnification and jurisdiction issues defined therein. Any holder of this document is advised that information contained hereon reflects the Company's findings at the time of its intervention only and within the limits of Client's instructions, if any. The Company's sole responsibility is to its Client and this document does not exonerate parties to a transaction from exercising all their rights and obligations under the transaction documents. This document cannot be reproduced except in full, without prior written approval of the Company. Any unauthorized alteration, forgery or falsification of the content or appearance of this document is unlawful and offenders may be prosecuted to the fullest extent of the law. Unless otherwise stated the results shown in this test report refer only to the sample(s) tested and such sample(s) are retained for 30 days only.

### 7.5.3 Test Setup Diagram



### 7.5.4 Measurement Procedure and Data

Please Refer to Appendix for Details



Unless otherwise agreed in writing, this document is issued by the Company subject to its General Conditions of Service printed overleaf, available on request or accessible at <https://www.sgs.com/en/Terms-and-Conditions>. Attention is drawn to the limitation of liability, indemnification and jurisdiction issues defined therein. Any holder of this document is advised that information contained hereon reflects the Company's findings at the time of its intervention only and within the limits of Client's instructions, if any. The Company's sole responsibility is to its Client and this document does not exonerate parties to a transaction from exercising all their rights and obligations under the transaction documents. This document cannot be reproduced except in full, without prior written approval of the Company. Any unauthorized alteration, forgery or falsification of the content or appearance of this document is unlawful and offenders may be prosecuted to the fullest extent of the law. Unless otherwise stated the results shown in this test report refer only to the sample(s) tested and such sample(s) are retained for 30 days only.

Attention: To check the authenticity of testing /inspection report & certificate, please contact us at telephone: (86-755) 8307 1443, or email: [CN.Doccheck@sgs.com](mailto:CN.Doccheck@sgs.com)

**7.6 Conducted Spurious Emissions**

Test Requirement 47 CFR Part 15, Subpart C 15.247(d)  
 Test Method: ANSI C63.10 (2013) Section 11.11

Limit:

In any 100 kHz bandwidth outside the frequency band in which the spread spectrum or digitally modulated intentional radiator is operating, the radio frequency power that is produced by the intentional radiator shall be at least 20 dB below that in the 100 kHz bandwidth within the band that contains the highest level of the desired power, based on either an RF conducted or a radiated measurement, provided the transmitter demonstrates compliance with the peak conducted power limits. If the transmitter complies with the conducted power limits based on the use of RMS averaging over a time interval, as permitted under paragraph (b)(3) of this section, the attenuation required under this paragraph shall be 30 dB instead of 20 dB. Attenuation below the general limits specified in §15.209(a) is not required. In addition, radiated emissions which fall in the restricted bands, as defined in §15.205(a), must also comply with the radiated emission limits specified in §15.209(a) (see §15.205(c)).

**7.6.1 E.U.T. Operation**

Operating Environment:

Temperature: 26.6 °C Humidity: 50.7 % RH Atmospheric Pressure: 1005 mbar

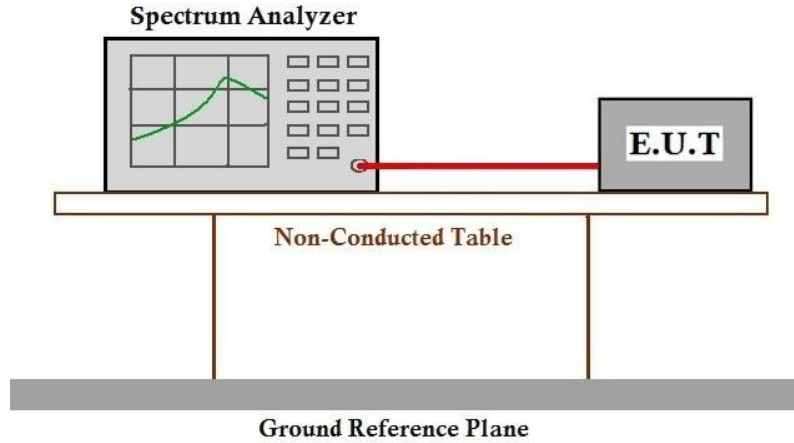
**7.6.2 Test Mode Description**

Pre-scan / Final test	Mode Code	Description
Final test	00	TX mode_Keep the EUT in continuously transmitting mode with all modulation types. All data rates for each modulation type have been tested and found the data rate @ 1Mbps is the worst case of IEEE 802.11b; data rate @ 6Mbps is the worst case of IEEE 802.11g; data rate @ 6.5Mbps is the worst case of IEEE 802.11n(HT20); data rate @ 13.5Mbps is the worst case of IEEE 802.11n(HT40);; data rate @ MCS0 is the worst case of IEEE 802.11ac/ax 20/40. final test modes are considering the modulation and worse data rates. Only the data of worst case is recorded in the report.



Unless otherwise agreed in writing, this document is issued by the Company subject to its General Conditions of Service printed overleaf, available on request or accessible at <https://www.sgs.com/en/Terms-and-Conditions>. Attention is drawn to the limitation of liability, indemnification and jurisdiction issues defined therein. Any holder of this document is advised that information contained hereon reflects the Company's findings at the time of its intervention only and within the limits of Client's instructions, if any. The Company's sole responsibility is to its Client and this document does not exonerate parties to a transaction from exercising all their rights and obligations under the transaction documents. This document cannot be reproduced except in full, without prior written approval of the Company. Any unauthorized alteration, forgery or falsification of the content or appearance of this document is unlawful and offenders may be prosecuted to the fullest extent of the law. Unless otherwise stated the results shown in this test report refer only to the sample(s) tested and such sample(s) are retained for 30 days only.

### 7.6.3 Test Setup Diagram



### 7.6.4 Measurement Procedure and Data

Please Refer to Appendix for Details



Unless otherwise agreed in writing, this document is issued by the Company subject to its General Conditions of Service printed overleaf, available on request or accessible at <https://www.sgs.com/en/Terms-and-Conditions>. Attention is drawn to the limitation of liability, indemnification and jurisdiction issues defined therein. Any holder of this document is advised that information contained hereon reflects the Company's findings at the time of its intervention only and within the limits of Client's instructions, if any. The Company's sole responsibility is to its Client and this document does not exonerate parties to a transaction from exercising all their rights and obligations under the transaction documents. This document cannot be reproduced except in full, without prior written approval of the Company. Any unauthorized alteration, forgery or falsification of the content or appearance of this document is unlawful and offenders may be prosecuted to the fullest extent of the law. Unless otherwise stated the results shown in this test report refer only to the sample(s) tested and such sample(s) are retained for 30 days only.

Attention: To check the authenticity of testing /inspection report & certificate, please contact us at telephone: (86-755) 8307 1443, or email: [CN.Doccheck@sgs.com](mailto:CN.Doccheck@sgs.com)



**7.7 Radiated Emissions which fall in the restricted bands**

Test Requirement 47 CFR Part 15, Subpart C 15.205 & 15.209

Test Method: ANSI C63.10 (2013) Section 6.10.5

Measurement Distance: 3m

Limit:

Frequency(MHz)	Field strength(microvolts/meter)	Measurement distance(meters)
0.009-0.490	2400/F(kHz)	300
0.490-1.705	24000/F(kHz)	30
1.705-30.0	30	30
30-88	100	3
88-216	150	3
216-960	200	3
Above 960	500	3

Remark: The emission limits shown in the above table are based on measurements employing a CISPR quasi-peak detector except for the frequency bands 9-90kHz, 110-490kHz and above 1000 MHz. Radiated emission limits in these three bands are based on measurements employing an average detector, the peak field strength of any emission shall not exceed the maximum permitted average limits specified above by more than 20 dB under any condition of modulation.

**7.7.1 E.U.T. Operation**

Operating Environment:

Temperature: 22.4 °C

Humidity: 58.9 % RH

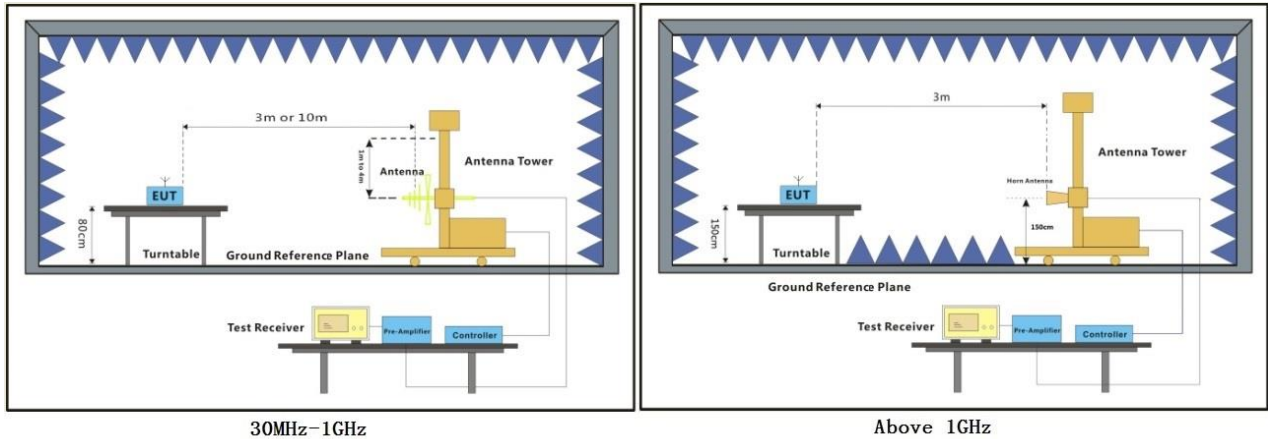
Atmospheric Pressure: 1005 mbar

**7.7.2 Test Mode Description**

Pre-scan / Final test	Mode Code	Description
Final test	00	TX mode_Keep the EUT in continuously transmitting mode with all modulation types. All data rates for each modulation type have been tested and found the data rate @ 1Mbps is the worst case of IEEE 802.11b; data rate @ 6Mbps is the worst case of IEEE 802.11g; data rate @ 6.5Mbps is the worst case of IEEE 802.11n(HT20); data rate @ 13.5Mbps is the worst case of IEEE 802.11n(HT40);; data rate @ MCS0 is the worst case of IEEE 802.11ac/ax 20/40. final test modes are considering the modulation and worse data rates. Only the data of worst case is recorded in the report.



**7.7.3 Test Setup Diagram**



**7.7.4 Measurement Procedure and Data**

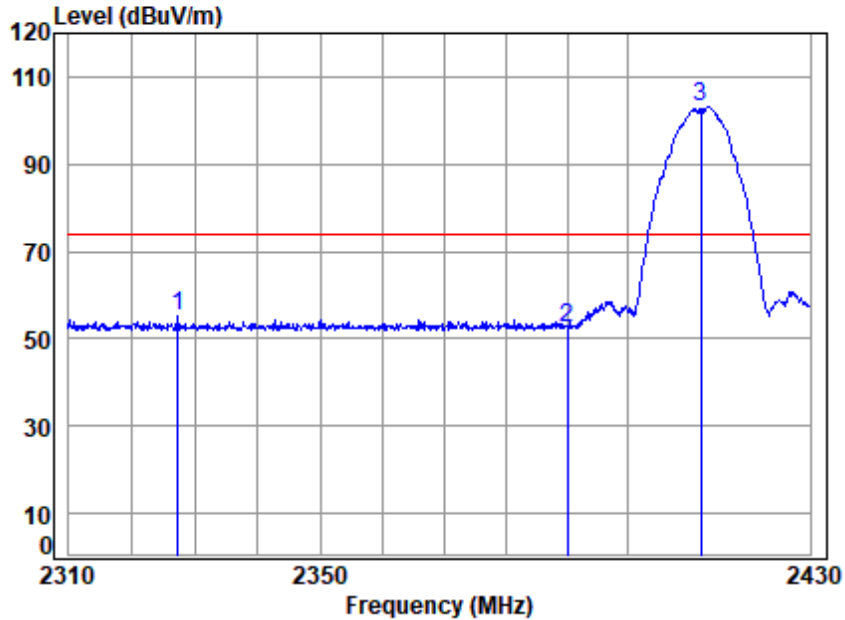
- a. For below 1GHz, the EUT was placed on the top of a rotating table 0.8 meters above the ground at a 3 or 10 meter semi-anechoic chamber. The table was rotated 360 degrees to determine the position of the highest radiation.
- b. For above 1GHz, the EUT was placed on the top of a rotating table 1.5 meters above the ground at a 3 meter fully-anechoic chamber. The table was rotated 360 degrees to determine the position of the highest radiation.
- c. The EUT was set 3 or 10 meters away from the interference-receiving antenna, which was mounted on the top of a variable-height antenna tower.
- d. The antenna height is varied from one meter to four meters above the ground to determine the maximum value of the field strength. Both horizontal and vertical polarizations of the antenna are set to make the measurement.
- e. For each suspected emission, the EUT was arranged to its worst case and then the antenna was tuned to heights from 1 meter to 4 meters (for the test frequency of below 30MHz, the antenna was tuned to heights 1 meter) and the rotatable table was turned from 0 degrees to 360 degrees to find the maximum reading.
- f. The test-receiver system was set to Peak Detect Function and Specified Bandwidth with Maximum Hold Mode.
- g. If the emission level of the EUT in peak mode was 10dB lower than the limit specified, then testing could be stopped and the peak values of the EUT would be reported. Otherwise the emissions that did not have 10dB margin would be re-tested one by one using peak, quasi-peak or average method as specified and then reported in a data sheet.
- h. Test the EUT in the lowest channel, the middle channel, the Highest channel.
- i. The radiation measurements are performed in X, Y, Z axis positioning for Transmitting mode, and found the X axis positioning which it is the worst case.
- j. Repeat above procedures until all frequencies measured was complete.

Remark 1: Level= Read Level+ Cable Loss+ Antenna Factor- Preamp Factor

Remark 2: For frequencies above 1GHz, the field strength limits are based on average limits. However, the peak field strength of any emission shall not exceed the maximum permitted average limits specified above by more than 20 dB under any condition of modulation. For the emissions whose peak level is lower than the average limit, only the peak measurement is shown in the report.



Test Mode: 00; Polarity: Horizontal; Modulation:802.11b; Bandwidth:20MHz; Channel:Low

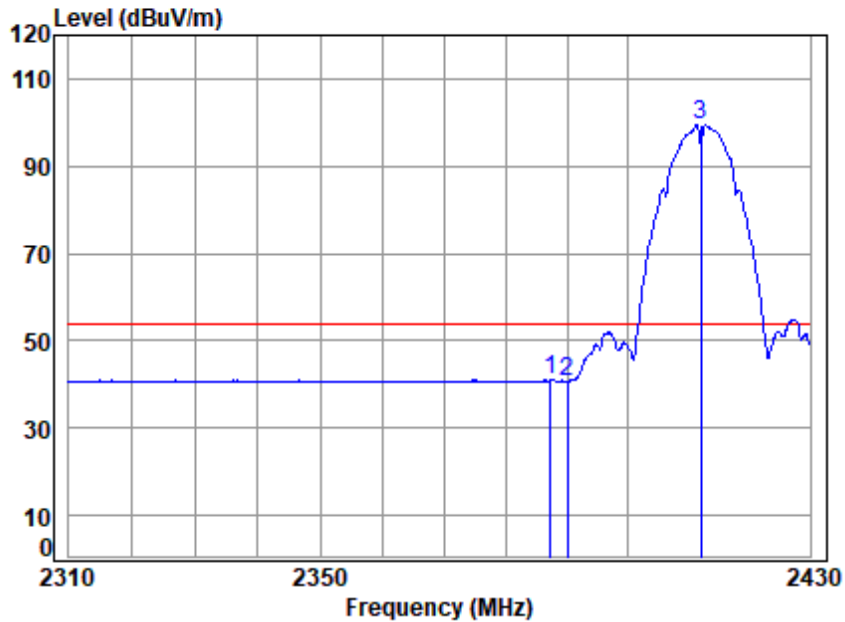


Site : chamber  
 Condition: 3m HORIZONTAL  
 Job No : 01713AT/01714AT  
 Mode : 2412 Band edge  
 Note : 2.4G WIFI 11B

	Freq	Cable Loss	Ant Factor	Preamp Factor	Read Level	Level	Limit Line	Over Limit	Remark
	MHz	dB	dB/m	dB	dBuV	dBuV/m	dBuV/m	dB	
1	2327.26	4.18	28.51	35.66	58.20	55.23	74.00	-18.77	peak
2	2390.00	4.25	28.76	35.64	55.15	52.52	74.00	-21.48	peak
3 q	2412.00	4.27	28.87	35.63	105.50	103.01	74.00	29.01	peak



Test Mode: 00; Polarity: Horizontal; Modulation:802.11b; Bandwidth:20MHz; Channel:Low



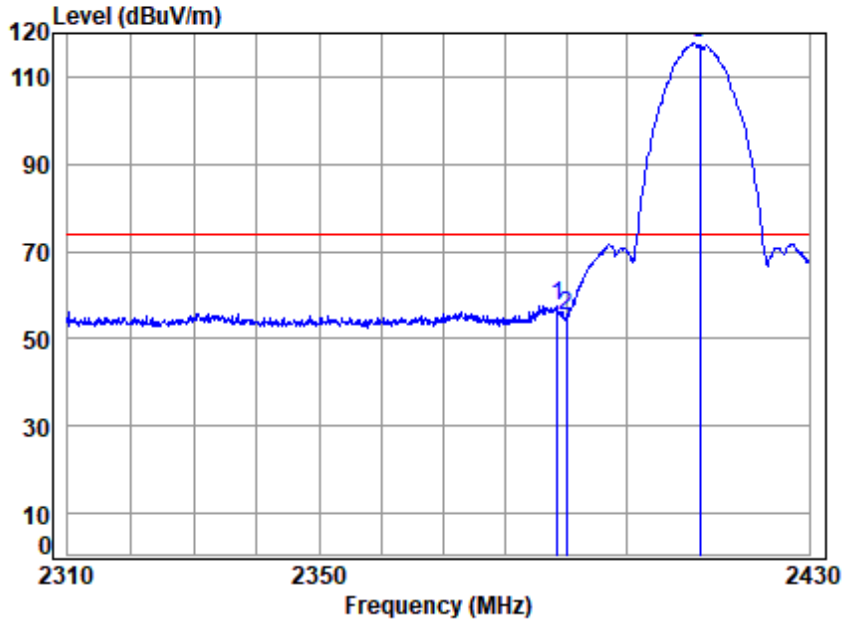
Site : chamber  
 Condition: 3m HORIZONTAL  
 Job No : 01713AT/01714AT  
 Mode : 2412 Band edge  
 Note : 2.4G WIFI 11B

	Freq	Cable Loss	Ant Factor	Preamp Factor	Read Level	Level	Limit Line	Over Limit	Remark
	MHz	dB	dB/m	dB	dBuV	dBuV/m	dBuV/m	dB	
1	2387.31	4.25	28.75	35.64	43.63	40.99	54.00	-13.01	Average
2	2390.00	4.25	28.76	35.64	43.44	40.81	54.00	-13.19	Average
3 q	2412.00	4.27	28.87	35.63	101.85	99.36	54.00	45.36	Average





Test Mode: 00; Polarity: Vertical; Modulation:802.11b; Bandwidth:20MHz; Channel:Low

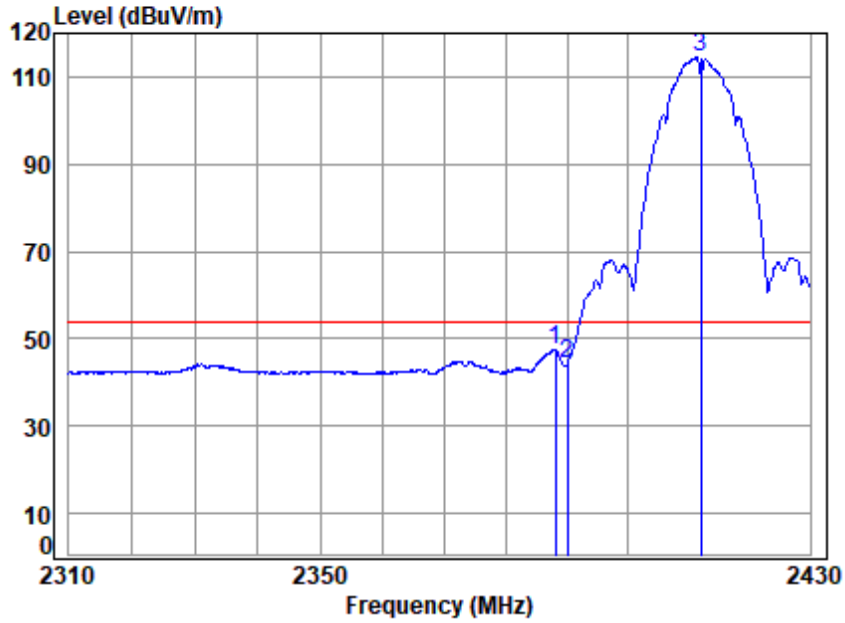


Site : chamber  
 Condition: 3m VERTICAL  
 Job No : 01713AT/01714AT  
 Mode : 2412 Band edge  
 Note : 2.4G WIFI 11B

	Freq	Cable Loss	Ant Factor	Preamp Factor	Read Level	Level	Limit Line	Over Limit	Remark
	MHz	dB	dB/m	dB	dBuV	dBuV/m	dBuV/m	dB	
1	2388.52	4.25	28.75	35.64	60.16	57.52	74.00	-16.48	Peak
2	2390.00	4.25	28.76	35.64	57.88	55.25	74.00	-18.75	Peak
3 q	2412.00	4.27	28.87	35.63	120.18	117.69	74.00	43.69	Peak



Test Mode: 00; Polarity: Vertical; Modulation:802.11b; Bandwidth:20MHz; Channel:Low

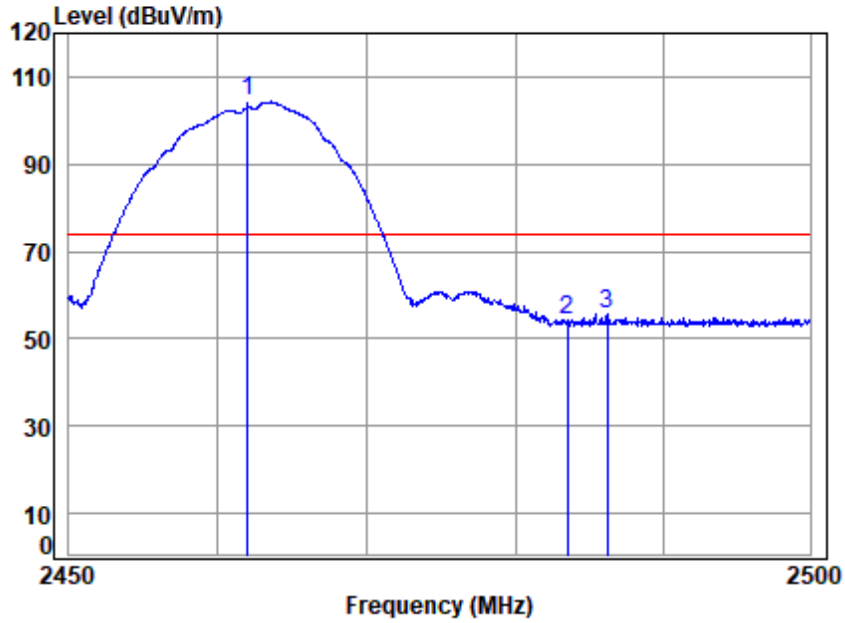


Site : chamber  
 Condition: 3m VERTICAL  
 Job No : 01713AT/01714AT  
 Mode : 2412 Band edge  
 Note : 2.4G WIFI 11B

		Cable	Ant	Preamp	Read	Limit	Over		
	Freq	Loss	Factor	Factor	Level	Line	Limit	Remark	
	MHz	dB	dB/m	dB	dBuV	dBuV/m	dBuV/m	dB	
1	2388.03	4.25	28.75	35.64	50.04	47.40	54.00	-6.60	Average
2	2390.00	4.25	28.76	35.64	46.78	44.15	54.00	-9.85	Average
3 q	2412.00	4.27	28.87	35.63	117.11	114.62	54.00	60.62	Average



Test Mode: 00; Polarity: Horizontal; Modulation:802.11b; Bandwidth:20MHz; Channel:High

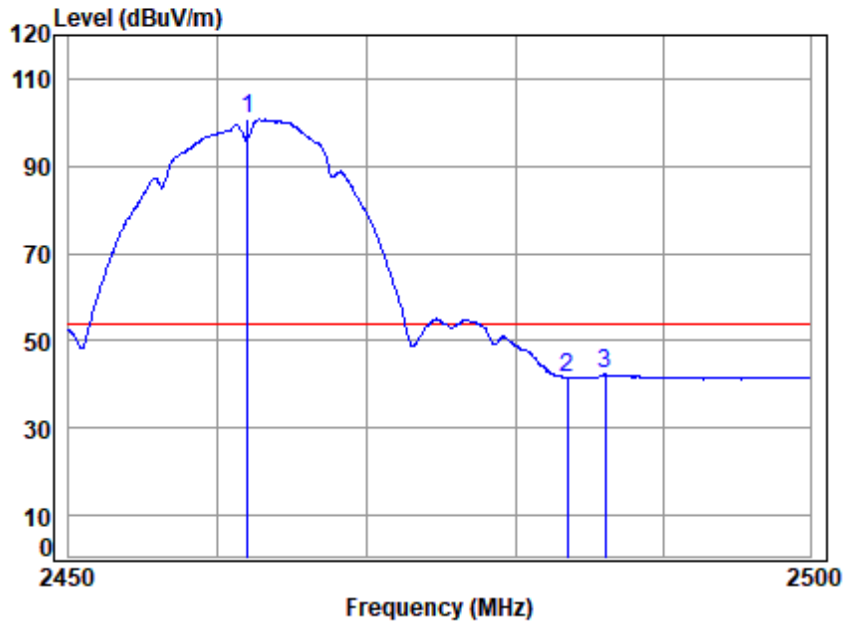


Site : chamber  
 Condition: 3m HORIZONTAL  
 Job No : 01713AT/01714AT  
 Mode : 2462 Band edge  
 Note : 2.4G WIFI 11B

		Cable	Ant	Preamp	Read	Limit	Over	
	Freq	Loss	Factor	Factor	Level	Line	Limit	Remark
	MHz	dB	dB/m	dB	dBuV	dBuV/m	dBuV/m	dB
1	q 2462.00	4.32	29.17	35.62	106.41	104.28	74.00	30.28 peak
2	2483.50	4.34	29.30	35.61	56.18	54.21	74.00	-19.79 peak
3	2486.20	4.35	29.32	35.61	57.63	55.69	74.00	-18.31 peak



Test Mode: 00; Polarity: Horizontal; Modulation:802.11b; Bandwidth:20MHz; Channel:High



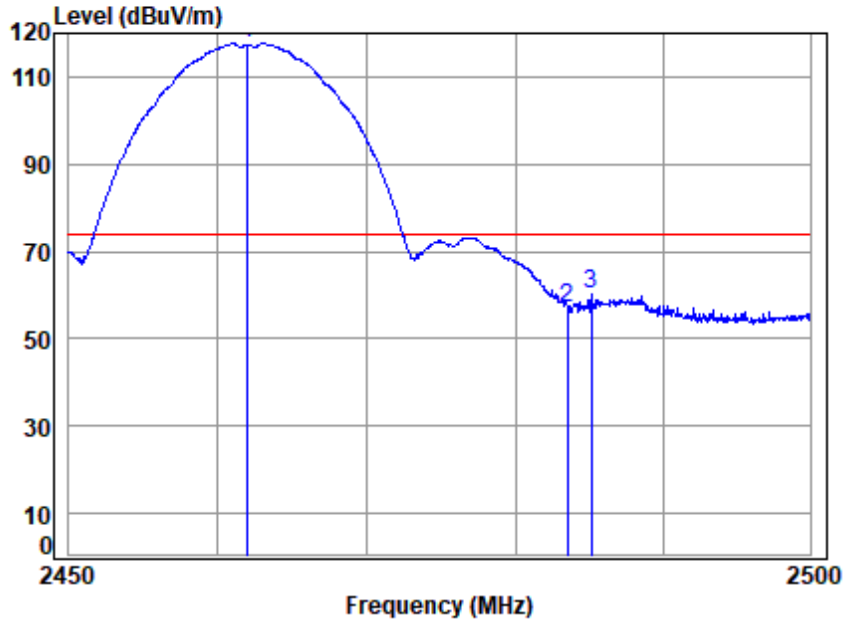
Site : chamber  
 Condition: 3m HORIZONTAL  
 Job No : 01713AT/01714AT  
 Mode : 2462 Band edge  
 Note : 2.4G WIFI 11B

		Cable	Ant	Preamp	Read	Limit	Over	
	Freq	Loss	Factor	Factor	Level	Line	Limit	Remark
	MHz	dB	dB/m	dB	dBuV	dBuV/m	dBuV/m	dB
1 q	2462.00	4.32	29.17	35.62	102.80	100.67	54.00	46.67 Average
2	2483.50	4.34	29.30	35.61	43.44	41.47	54.00	-12.53 Average
3	2486.10	4.35	29.32	35.61	44.19	42.25	54.00	-11.75 Average





Test Mode: 00; Polarity: Vertical; Modulation:802.11b; Bandwidth:20MHz; Channel:High

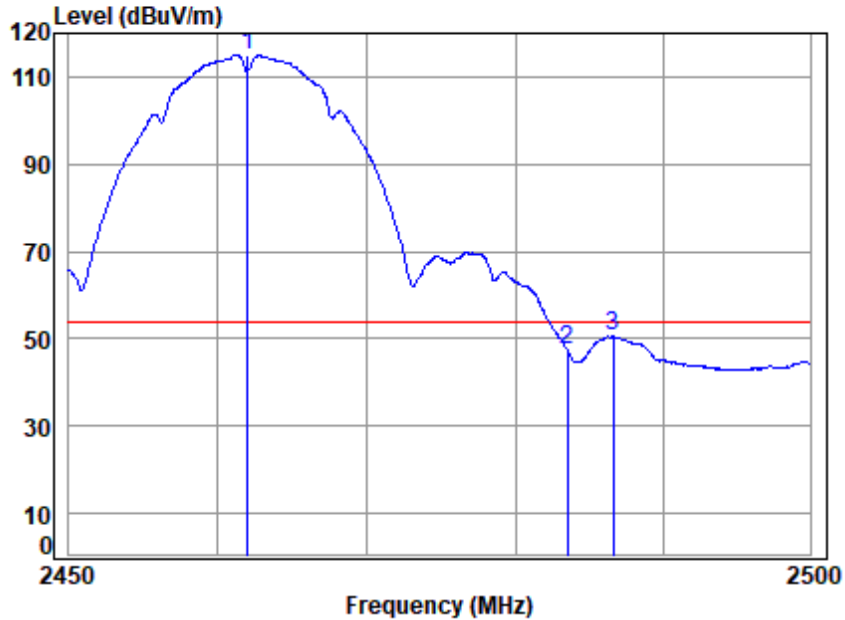


Site : chamber  
 Condition: 3m VERTICAL  
 Job No : 01713AT/01714AT  
 Mode : 2462 Band edge  
 Note : 2.4G WIFI 11B

		Cable	Ant	Preamp	Read	Limit	Over	
	Freq	Loss	Factor	Factor	Level	Line	Limit	Remark
	MHz	dB	dB/m	dB	dBuV	dBuV/m	dBuV/m	dB
1 q	2462.00	4.32	29.17	35.62	119.81	117.68	74.00	43.68 Peak
2	2483.50	4.34	29.30	35.61	59.06	57.09	74.00	-16.91 Peak
3	2485.15	4.35	29.31	35.61	62.03	60.08	74.00	-13.92 Peak



Test Mode: 00; Polarity: Vertical; Modulation:802.11b; Bandwidth:20MHz; Channel:High

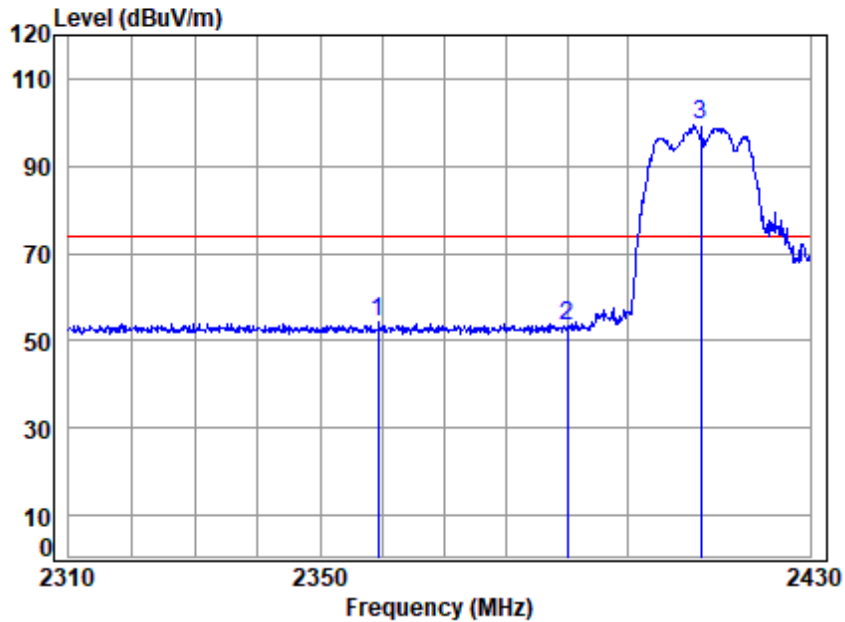


Site : chamber  
 Condition: 3m VERTICAL  
 Job No : 01713AT/01714AT  
 Mode : 2462 Band edge  
 Note : 2.4G WIFI 11B

		Cable	Ant	Preamp	Read	Limit	Over		
	Freq	Loss	Factor	Factor	Level	Line	Limit	Remark	
	MHz	dB	dB/m	dB	dBuV	dBuV/m	dBuV/m	dB	
1 q	2462.00	4.32	29.17	35.62	117.21	115.08	54.00	61.08	Average
2	2483.50	4.34	29.30	35.61	49.58	47.61	54.00	-6.39	Average
3	2486.60	4.35	29.32	35.61	52.41	50.47	54.00	-3.53	Average



Test Mode: 00; Polarity: Horizontal; Modulation:802.11g; Bandwidth:20MHz; Channel:Low

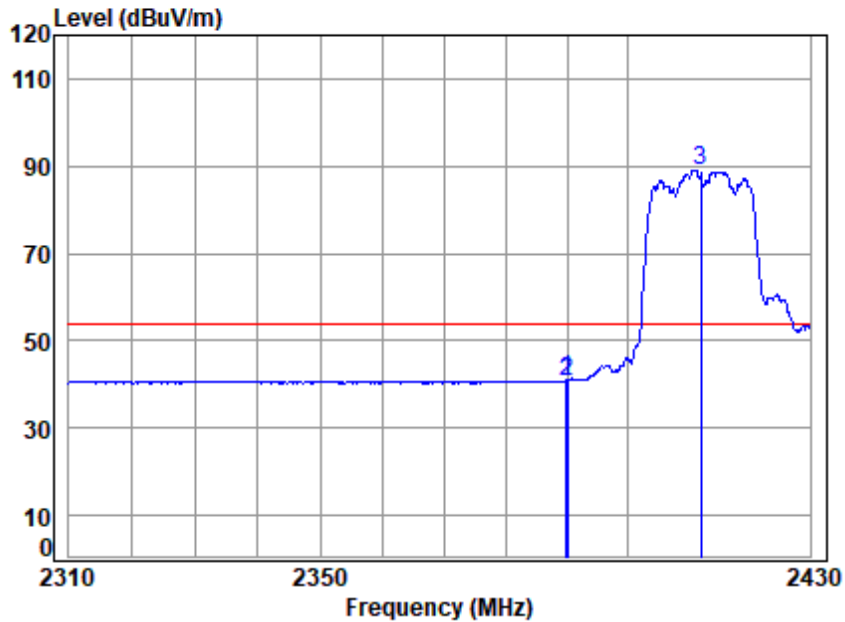


Site : chamber  
 Condition: 3m HORIZONTAL  
 Job No : 01713AT/01714AT  
 Mode : 2412 Band edge  
 Note : 2.4G WIFI 11G

	Freq	Cable Loss	Ant Factor	Preamp Factor	Read Level	Level	Limit Line	Over Limit	Remark
	MHz	dB	dB/m	dB	dBuV	dBuV/m	dBuV/m	dB	
1	2359.42	4.22	28.64	35.65	57.11	54.32	74.00	-19.68	peak
2	2390.00	4.25	28.76	35.64	55.88	53.25	74.00	-20.75	peak
3 q	2412.00	4.27	28.87	35.63	101.74	99.25	74.00	25.25	peak



Test Mode: 00; Polarity: Horizontal; Modulation:802.11g; Bandwidth:20MHz; Channel:Low



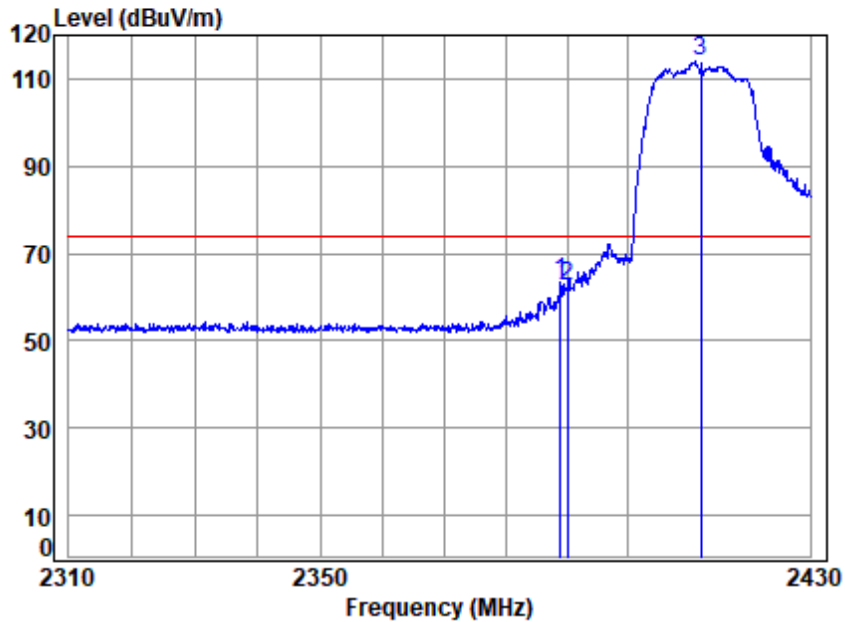
Site : chamber  
 Condition: 3m HORIZONTAL  
 Job No : 01713AT/01714AT  
 Mode : 2412 Band edge  
 Note : 2.4G WIFI 11G

	Freq	Cable Loss	Ant Factor	Preamp Factor	Read Level	Level	Limit Line	Over Limit	Remark
	MHz	dB	dB/m	dB	dBuV	dBuV/m	dBuV/m	dB	
1	2389.85	4.25	28.76	35.64	43.51	40.88	54.00	-13.12	Average
2	2390.00	4.25	28.76	35.64	43.45	40.82	54.00	-13.18	Average
3 q	2412.00	4.27	28.87	35.63	91.69	89.20	54.00	35.20	Average





Test Mode: 00; Polarity: Vertical; Modulation:802.11g; Bandwidth:20MHz; Channel:Low

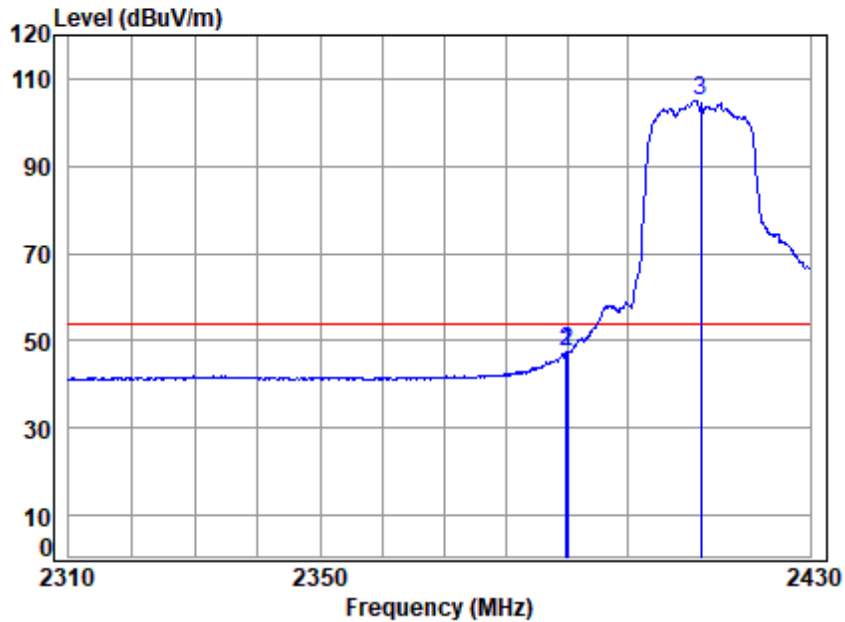


Site : chamber  
 Condition: 3m VERTICAL  
 Job No : 01713AT/01714AT  
 Mode : 2412 Band edge  
 Note : 2.4G WIFI 11G

	Freq	Cable Loss	Ant Factor	Preamp Factor	Read Level	Level	Limit Line	Over Limit	Remark
	MHz	dB	dB/m	dB	dBuV	dBuV/m	dBuV/m	dB	
1	2388.88	4.25	28.76	35.64	65.97	63.34	74.00	-10.66	Peak
2	2390.00	4.25	28.76	35.64	65.37	62.74	74.00	-11.26	Peak
3 q	2412.00	4.27	28.87	35.63	116.45	113.96	74.00	39.96	Peak



Test Mode: 00; Polarity: Vertical; Modulation:802.11g; Bandwidth:20MHz; Channel:Low

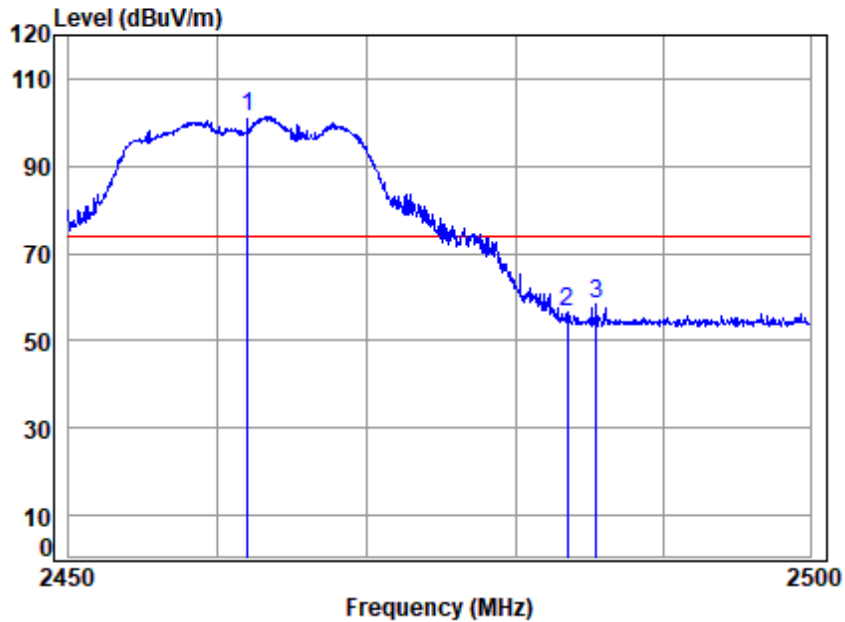


Site : chamber  
 Condition: 3m VERTICAL  
 Job No : 01713AT/01714AT  
 Mode : 2412 Band edge  
 Note : 2.4G WIFI 11G

	Freq	Cable Loss	Ant Factor	Preamp Factor	Read Level	Level	Limit Line	Over Limit	Remark
	MHz	dB	dB/m	dB	dBuV	dBuV/m	dBuV/m	dB	
1	2389.85	4.25	28.76	35.64	49.97	47.34	54.00	-6.66	Average
2	2390.00	4.25	28.76	35.64	49.94	47.31	54.00	-6.69	Average
3 q	2412.00	4.27	28.87	35.63	107.48	104.99	54.00	50.99	Average



Test Mode: 00; Polarity: Horizontal; Modulation:802.11g; Bandwidth:20MHz; Channel:High

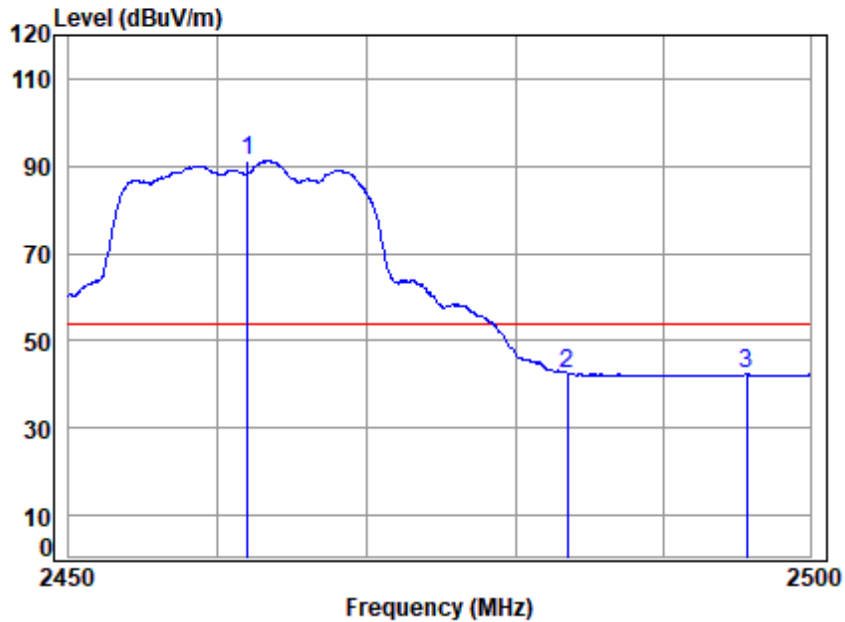


Site : chamber  
 Condition: 3m HORIZONTAL  
 Job No : 01713AT/01714AT  
 Mode : 2462 Band edge  
 Note : 2.4G WIFI 11G

		Cable	Ant	Preamp	Read	Limit	Over	
	Freq	Loss	Factor	Factor	Level	Line	Limit	Remark
	MHz	dB	dB/m	dB	dBuV	dBuV/m	dBuV/m	dB
1	q 2462.00	4.32	29.17	35.62	103.65	101.52	74.00	27.52 peak
2	2483.50	4.34	29.30	35.61	58.50	56.53	74.00	-17.47 peak
3	2485.50	4.35	29.31	35.61	60.32	58.37	74.00	-15.63 peak



Test Mode: 00; Polarity: Horizontal; Modulation:802.11g; Bandwidth:20MHz; Channel:High



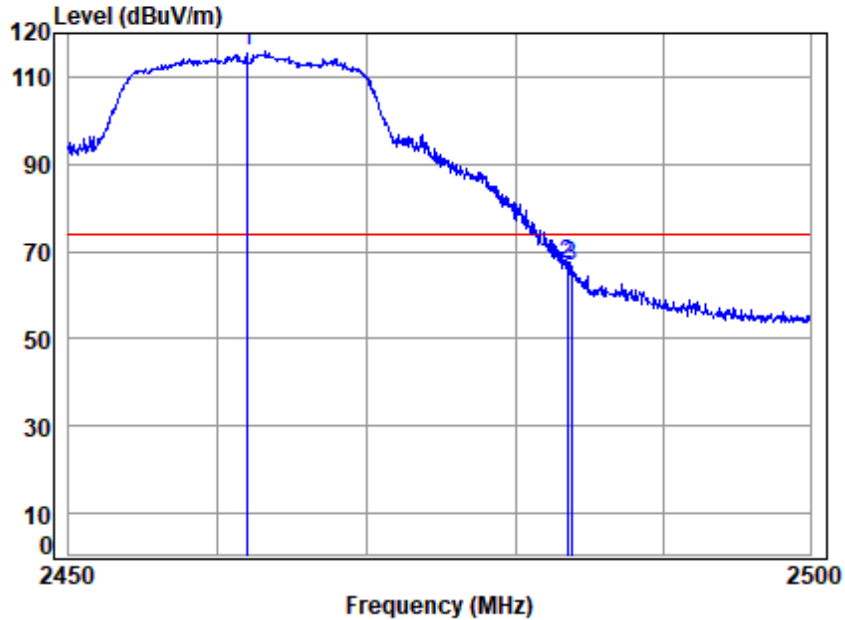
Site : chamber  
 Condition: 3m HORIZONTAL  
 Job No : 01713AT/01714AT  
 Mode : 2462 Band edge  
 Note : 2.4G WIFI 11G

		Cable	Ant	Preamp	Read	Limit	Over	
	Freq	Loss	Factor	Factor	Level	Line	Limit	Remark
	MHz	dB	dB/m	dB	dBuV	dBuV/m	dBuV/m	dB
1	q 2462.00	4.32	29.17	35.62	93.36	91.23	54.00	37.23 Average
2	2483.50	4.34	29.30	35.61	44.53	42.56	54.00	-11.44 Average
3	2495.71	4.36	29.37	35.60	44.44	42.57	54.00	-11.43 Average





Test Mode: 00; Polarity: Vertical; Modulation:802.11g; Bandwidth:20MHz; Channel:High

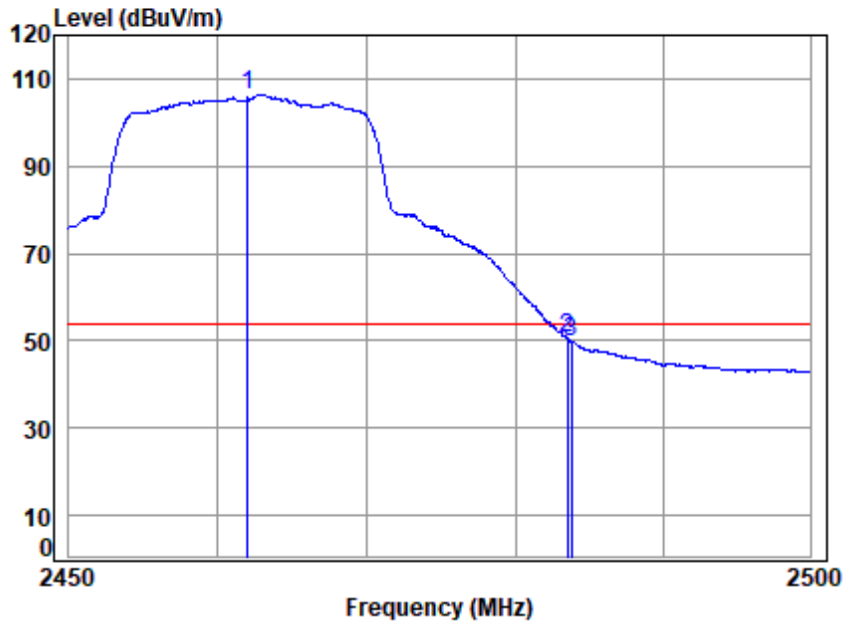


Site : chamber  
 Condition: 3m VERTICAL  
 Job No : 01713AT/01714AT  
 Mode : 2462 Band edge  
 Note : 2.4G WIFI 11G

		Cable	Ant	Preamp	Read	Limit	Over	
	Freq	Loss	Factor	Factor	Level	Line	Limit	Remark
	MHz	dB	dB/m	dB	dBuV	dBuV/m	dBuV/m	dB
1 q	2462.00	4.32	29.17	35.62	117.84	115.71	74.00	41.71 Peak
2	2483.50	4.34	29.30	35.61	69.11	67.14	74.00	-6.86 Peak
3	2483.79	4.34	29.30	35.61	68.73	66.76	74.00	-7.24 Peak



Test Mode: 00; Polarity: Vertical; Modulation:802.11g; Bandwidth:20MHz; Channel:High

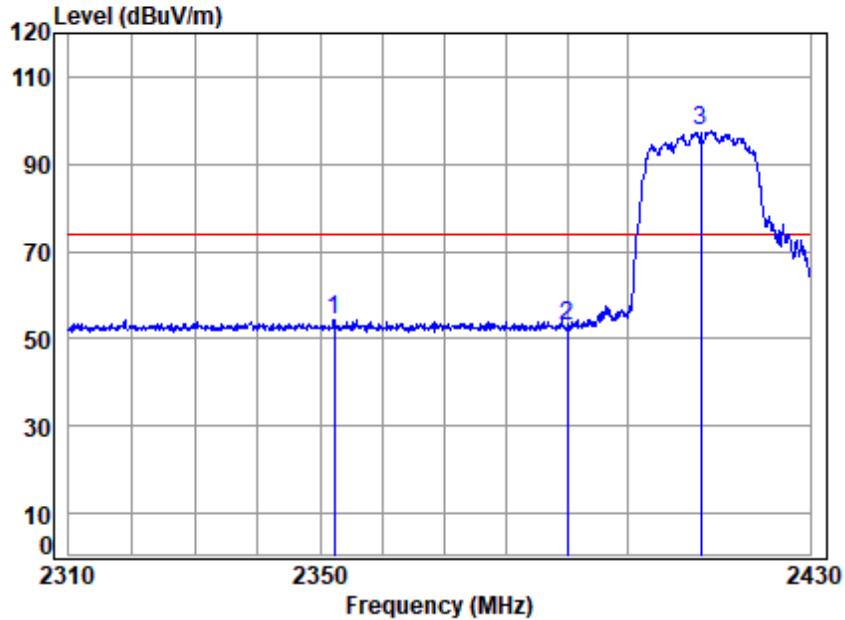


Site : chamber  
 Condition: 3m VERTICAL  
 Job No : 01713AT/01714AT  
 Mode : 2462 Band edge  
 Note : 2.4G WIFI 11G

		Cable	Ant	Preamp	Read	Limit	Over		
	Freq	Loss	Factor	Factor	Level	Level	Line	Limit	Remark
	MHz	dB	dB/m	dB	dBuV	dBuV/m	dBuV/m	dB	
1	q 2462.00	4.32	29.17	35.62	108.52	106.39	54.00	52.39	Average
2	2483.50	4.34	29.30	35.61	52.46	50.49	54.00	-3.51	Average
3	2483.79	4.34	29.30	35.61	51.83	49.86	54.00	-4.14	Average



Test Mode: 00; Polarity: Horizontal; Modulation:802.11n; Bandwidth:20MHz; Channel:Low

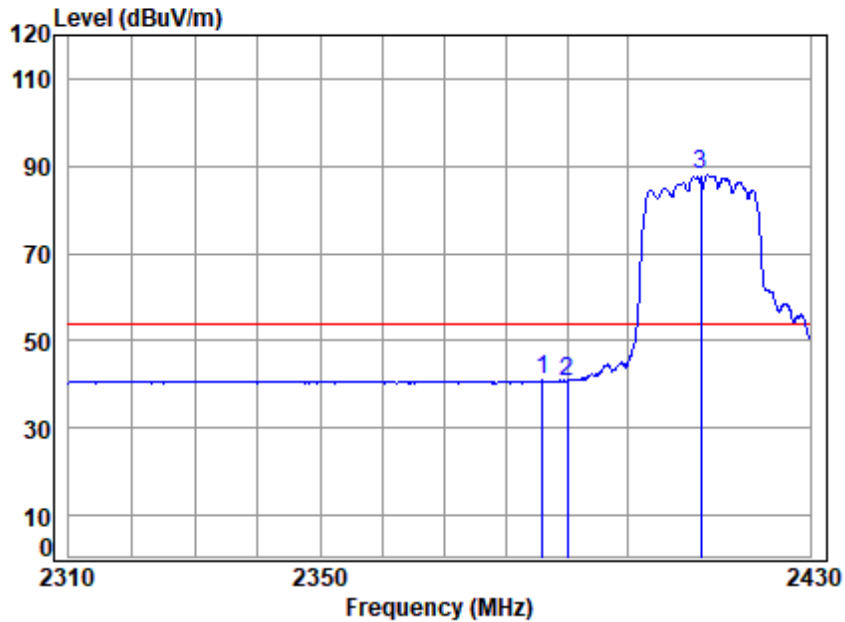


Site : chamber  
 Condition: 3m HORIZONTAL  
 Job No : 01713AT/01714AT  
 Mode : 2412 Band edge  
 Note : 2.4G WIFI 11N20

	Freq	Cable Loss	Ant Factor	Preamp Factor	Read Level	Level	Limit Line	Over Limit	Remark
	MHz	dB	dB/m	dB	dBuV	dBuV/m	dBuV/m	dB	
1	2352.26	4.21	28.61	35.65	57.29	54.46	74.00	-19.54	peak
2	2390.00	4.25	28.76	35.64	55.34	52.71	74.00	-21.29	peak
3 q	2412.00	4.27	28.87	35.63	100.09	97.60	74.00	23.60	peak



Test Mode: 00; Polarity: Horizontal; Modulation:802.11n; Bandwidth:20MHz; Channel:Low



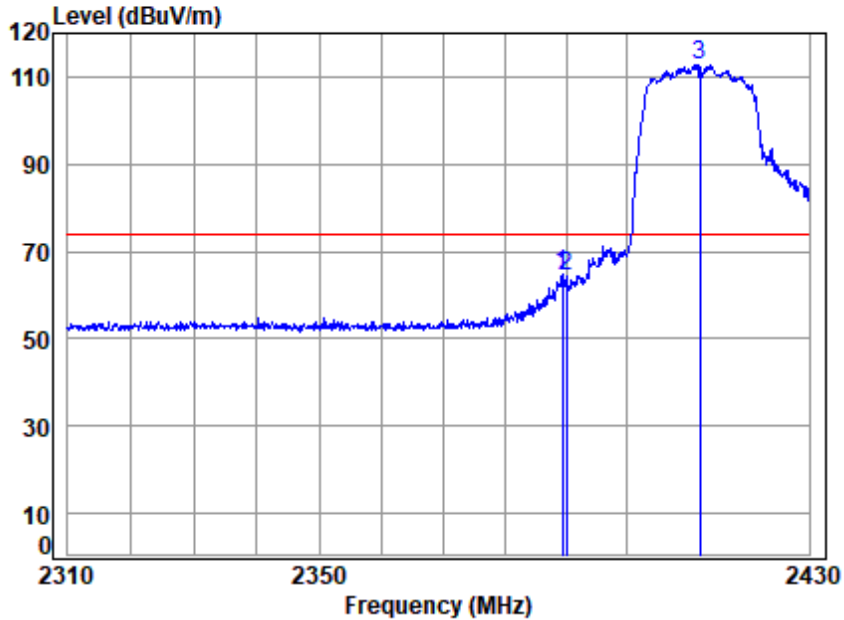
Site : chamber  
 Condition: 3m HORIZONTAL  
 Job No : 01713AT/01714AT  
 Mode : 2412 Band edge  
 Note : 2.4G WIFI 11N20

	Freq	Cable Loss	Ant Factor	Preamp Factor	Read Level	Level	Limit Line	Over Limit	Remark
	MHz	dB	dB/m	dB	dBuV	dBuV/m	dBuV/m	dB	
1	2385.98	4.25	28.74	35.64	43.55	40.90	54.00	-13.10	Average
2	2390.00	4.25	28.76	35.64	43.46	40.83	54.00	-13.17	Average
3 q	2412.00	4.27	28.87	35.63	90.40	87.91	54.00	33.91	Average





Test Mode: 00; Polarity: Vertical; Modulation:802.11n; Bandwidth:20MHz; Channel:Low

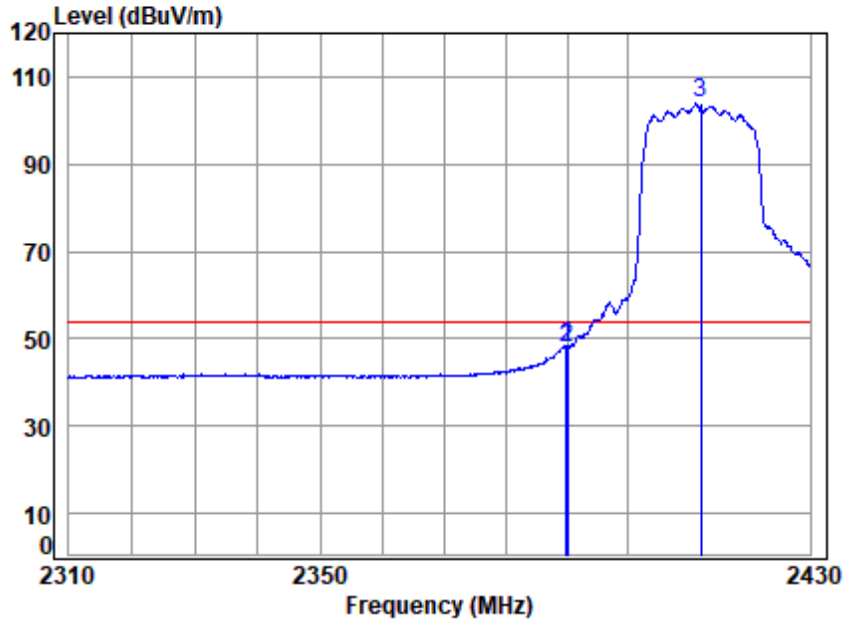


Site : chamber  
 Condition: 3m VERTICAL  
 Job No : 01713AT/01714AT  
 Mode : 2412 Band edge  
 Note : 2.4G WIFI 11N20

	Freq	Cable Loss	Ant Factor	Preamp Factor	Read Level	Level	Limit Line	Over Limit	Remark
	MHz	dB	dB/m	dB	dBuV	dBuV/m	dBuV/m	dB	
1	2389.36	4.25	28.76	35.64	67.26	64.63	74.00	-9.37	Peak
2	2390.00	4.25	28.76	35.64	66.83	64.20	74.00	-9.80	Peak
3 q	2412.00	4.27	28.87	35.63	115.14	112.65	74.00	38.65	Peak



Test Mode: 00; Polarity: Vertical; Modulation:802.11n; Bandwidth:20MHz; Channel:Low

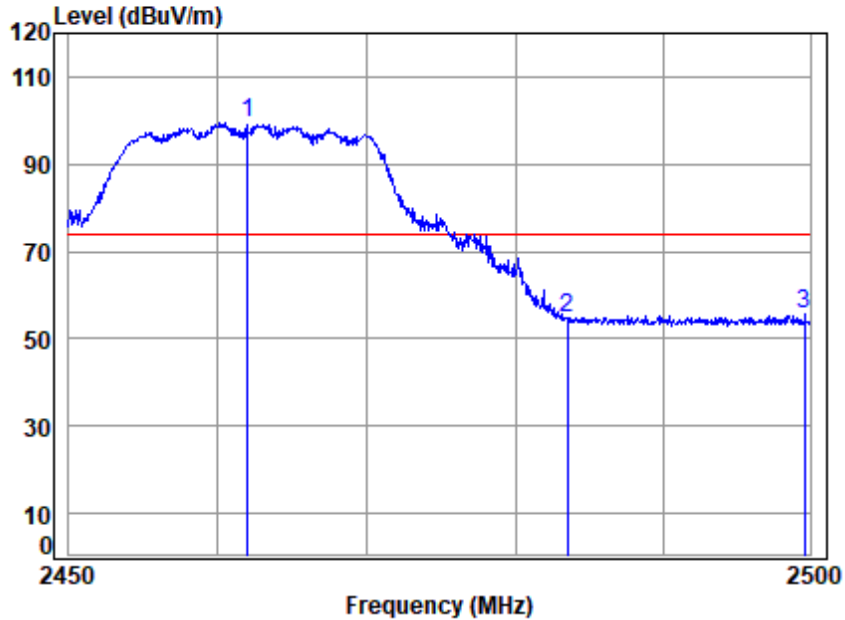


Site : chamber  
 Condition: 3m VERTICAL  
 Job No : 01713AT/01714AT  
 Mode : 2412 Band edge  
 Note : 2.4G WIFI 11N20

	Freq	Cable Loss	Ant Factor	Preamp Factor	Read Level	Level	Limit Line	Over Limit	Remark
	MHz	dB	dB/m	dB	dBuV	dBuV/m	dBuV/m	dB	
1	2389.85	4.25	28.76	35.64	51.00	48.37	54.00	-5.63	Average
2	2390.00	4.25	28.76	35.64	50.56	47.93	54.00	-6.07	Average
3 q	2412.00	4.27	28.87	35.63	106.40	103.91	54.00	49.91	Average



Test Mode: 00; Polarity: Horizontal; Modulation:802.11n; Bandwidth:20MHz; Channel:High

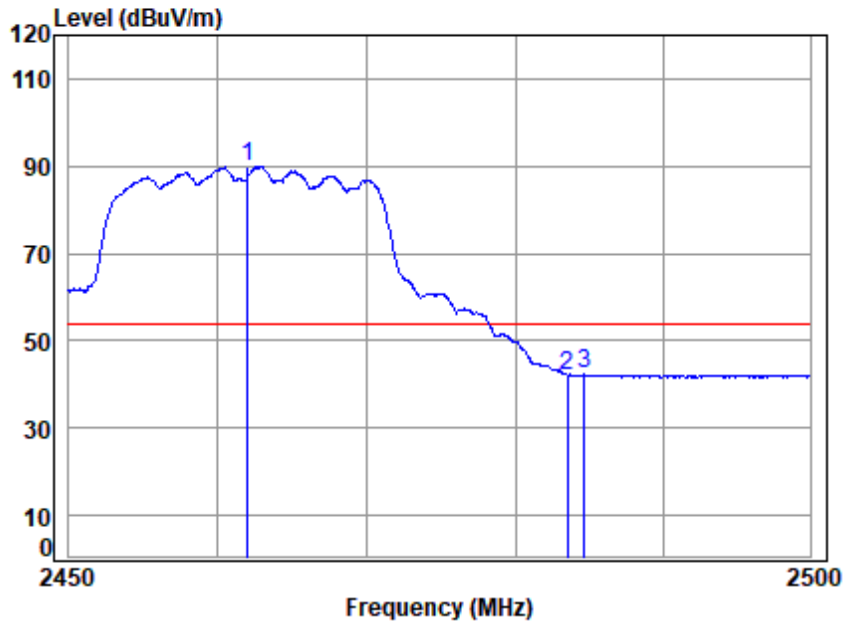


Site : chamber  
 Condition: 3m HORIZONTAL  
 Job No : 01713AT/01714AT  
 Mode : 2462 Band edge  
 Note : 2.4G WIFI 11N20

		Cable	Ant	Preamp	Read	Limit	Over	
	Freq	Loss	Factor	Factor	Level	Line	Limit	Remark
	MHz	dB	dB/m	dB	dBuV	dBuV/m	dBuV/m	dB
1	q 2462.00	4.32	29.17	35.62	101.53	99.40	74.00	25.40 peak
2	2483.50	4.34	29.30	35.61	56.70	54.73	74.00	-19.27 peak
3	2499.65	4.36	29.40	35.60	57.40	55.56	74.00	-18.44 peak



Test Mode: 00; Polarity: Horizontal; Modulation:802.11n; Bandwidth:20MHz; Channel:High



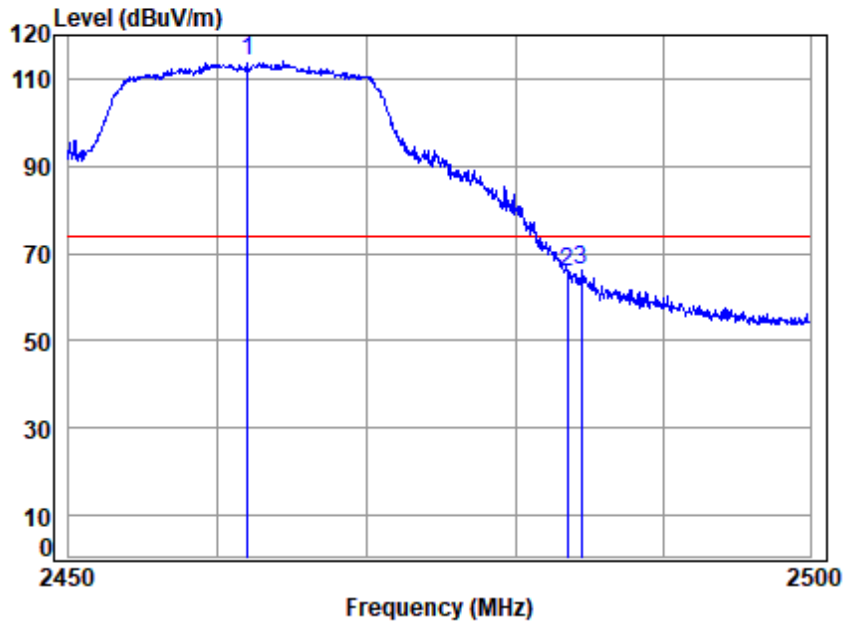
Site : chamber  
 Condition: 3m HORIZONTAL  
 Job No : 01713AT/01714AT  
 Mode : 2462 Band edge  
 Note : 2.4G WIFI 11N20

		Cable	Ant	Preamp	Read	Limit	Over	
	Freq	Loss	Factor	Factor	Level	Line	Limit	Remark
	MHz	dB	dB/m	dB	dBuV	dBuV/m	dBuV/m	dB
1 q	2462.00	4.32	29.17	35.62	91.94	89.81	54.00	35.81 Average
2	2483.50	4.34	29.30	35.61	44.10	42.13	54.00	-11.87 Average
3	2484.64	4.35	29.31	35.61	44.23	42.28	54.00	-11.72 Average





Test Mode: 00; Polarity: Vertical; Modulation:802.11n; Bandwidth:20MHz; Channel:High

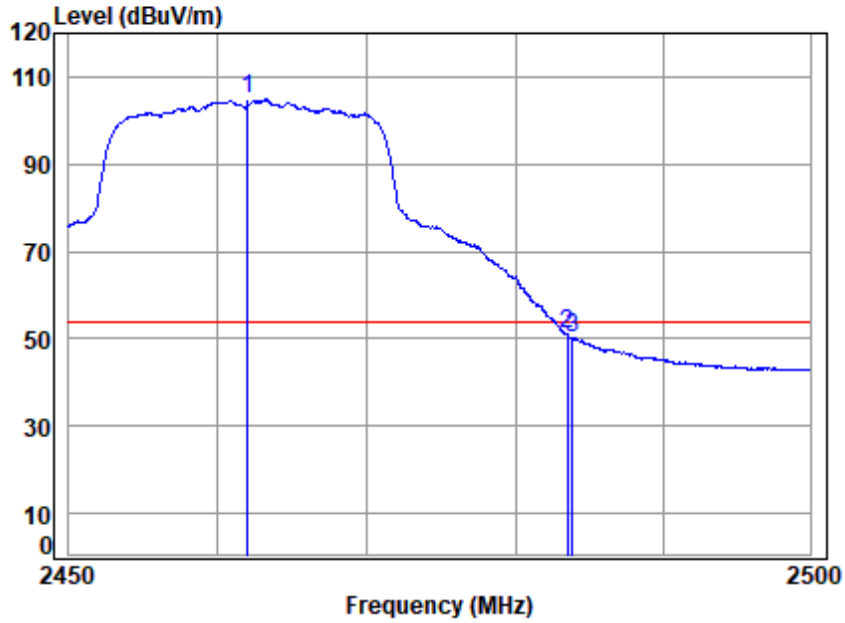


Site : chamber  
 Condition: 3m VERTICAL  
 Job No : 01713AT/01714AT  
 Mode : 2462 Band edge  
 Note : 2.4G WIFI 11N20

		Cable	Ant	Preamp	Read	Limit	Over	
	Freq	Loss	Factor	Factor	Level	Line	Limit	Remark
	MHz	dB	dB/m	dB	dBuV	dBuV/m	dBuV/m	dB
1 q	2462.00	4.32	29.17	35.62	116.15	114.02	74.00	40.02 Peak
2	2483.50	4.34	29.30	35.61	67.88	65.91	74.00	-8.09 Peak
3	2484.44	4.34	29.31	35.61	67.93	65.97	74.00	-8.03 Peak



Test Mode: 00; Polarity: Vertical; Modulation:802.11n; Bandwidth:20MHz; Channel:High

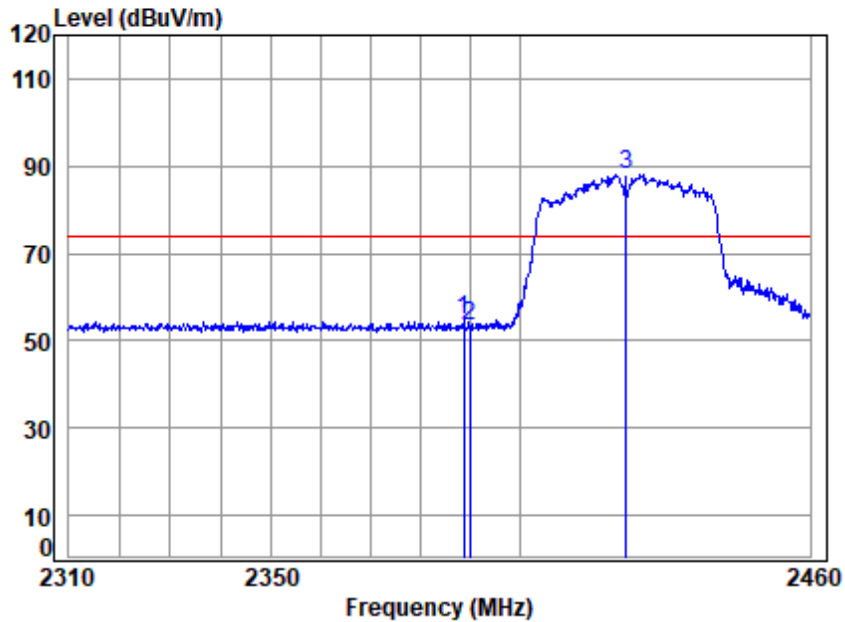


Site : chamber  
 Condition: 3m VERTICAL  
 Job No : 01713AT/01714AT  
 Mode : 2462 Band edge  
 Note : 2.4G WIFI 11N20

		Cable	Ant	Preamp	Read	Limit	Over		
	Freq	Loss	Factor	Factor	Level	Level	Line	Limit	Remark
	MHz	dB	dB/m	dB	dBuV	dBuV/m	dBuV/m	dB	
1	q 2462.00	4.32	29.17	35.62	106.94	104.81	54.00	50.81	Average
2	2483.50	4.34	29.30	35.61	52.91	50.94	54.00	-3.06	Average
3	2483.84	4.34	29.30	35.61	52.14	50.17	54.00	-3.83	Average



Test Mode: 00; Polarity: Horizontal; Modulation:802.11n; Bandwidth:40MHz; Channel:Low

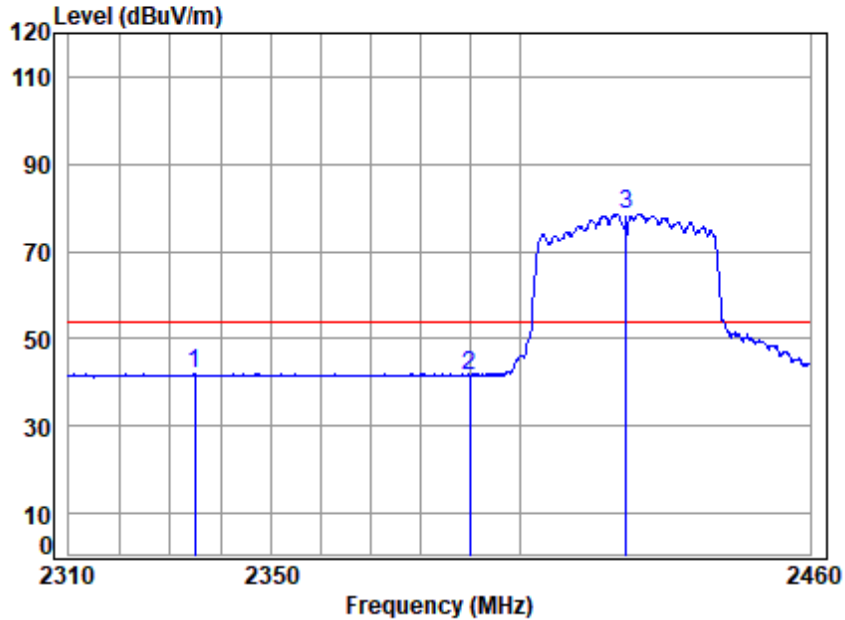


Site : chamber  
 Condition: 3m HORIZONTAL  
 Job No : 01713AT/01714AT  
 Mode : 2422 Band edge  
 Note : 2.4G WIFI 11N40

	Freq	Cable Loss	Ant Factor	Preamp Factor	Read Level	Limit Level	Over Limit	Remark
	MHz	dB	dB/m	dB	dBuV	dBuV/m	dBuV/m	dB
1	2388.78	4.25	28.76	35.64	57.23	54.60	74.00	-19.40 peak
2	2390.00	4.25	28.76	35.64	55.85	53.22	74.00	-20.78 peak
3 q	2422.00	4.28	28.93	35.63	90.60	88.18	74.00	14.18 peak



Test Mode: 00; Polarity: Horizontal; Modulation:802.11n; Bandwidth:40MHz; Channel:Low



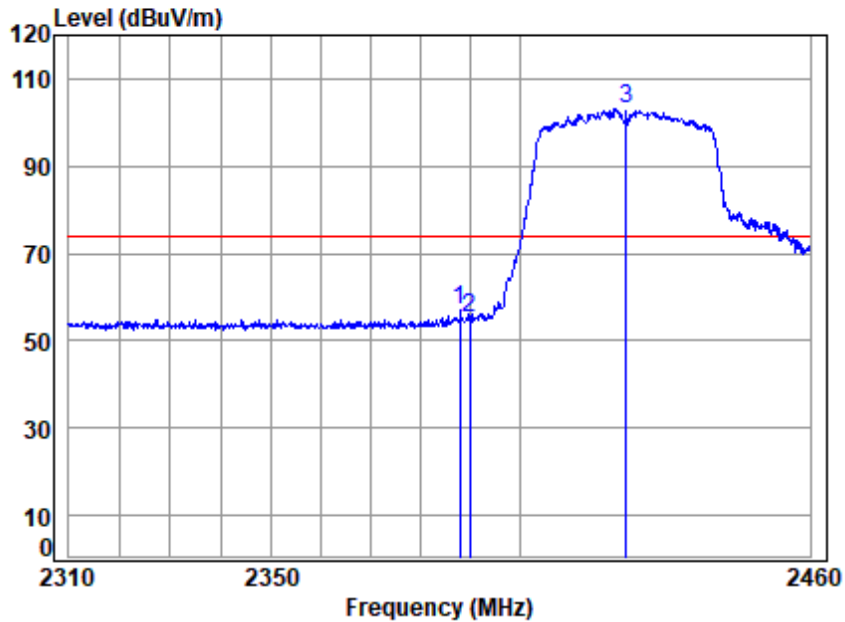
Site : chamber  
 Condition: 3m HORIZONTAL  
 Job No : 01713AT/01714AT  
 Mode : 2422 Band edge  
 Note : 2.4G WIFI 11N40

	Freq	Cable Loss	Ant Factor	Preamp Factor	Read Level	Level	Limit Line	Over Limit	Remark
	MHz	dB	dB/m	dB	dBuV	dBuV/m	dBuV/m	dB	
1	2334.84	4.19	28.54	35.66	45.00	42.07	54.00	-11.93	Average
2	2390.00	4.25	28.76	35.64	44.36	41.73	54.00	-12.27	Average
3 q	2422.00	4.28	28.93	35.63	81.08	78.66	54.00	24.66	Average





Test Mode: 00; Polarity: Vertical; Modulation:802.11n; Bandwidth:40MHz; Channel:Low

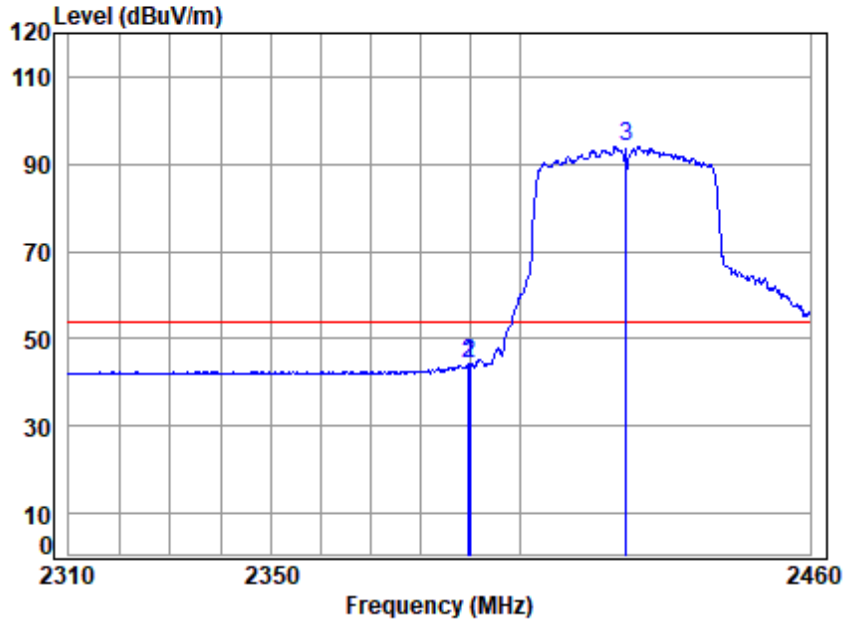


Site : chamber  
 Condition: 3m VERTICAL  
 Job No : 01713AT/01714AT  
 Mode : 2422 Band edge  
 Note : 2.4G WIFI 11N40

	Freq	Cable Loss	Ant Factor	Preamp Factor	Read Level	Limit Level	Over Line	Over Limit	Remark
	MHz	dB	dB/m	dB	dBuV	dBuV/m	dBuV/m	dB	
1	2388.02	4.25	28.75	35.64	59.54	56.90	74.00	-17.10	Peak
2	2390.00	4.25	28.76	35.64	57.89	55.26	74.00	-18.74	Peak
3 q	2422.00	4.28	28.93	35.63	105.60	103.18	74.00	29.18	Peak



Test Mode: 00; Polarity: Vertical; Modulation:802.11n; Bandwidth:40MHz; Channel:Low

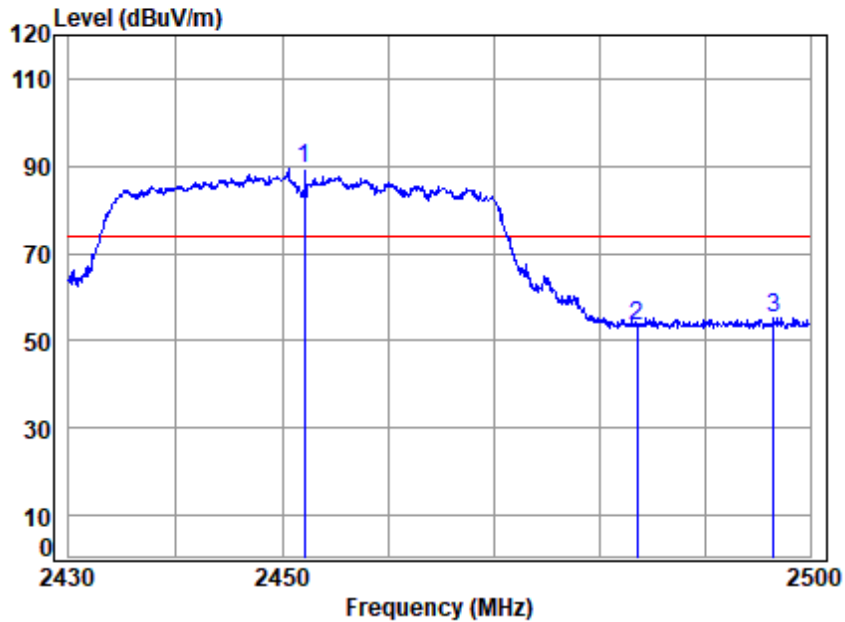


Site : chamber  
 Condition: 3m VERTICAL  
 Job No : 01713AT/01714AT  
 Mode : 2422 Band edge  
 Note : 2.4G WIFI 11N40

	Freq	Cable Loss	Ant Factor	Preamp Factor	Read Level	Limit Level	Over Limit	Remark
	MHz	dB	dB/m	dB	dBuV	dBuV/m	dBuV/m	dB
1	2389.83	4.25	28.76	35.64	46.97	44.34	54.00	-9.66 Average
2	2390.00	4.25	28.76	35.64	46.74	44.11	54.00	-9.89 Average
3 q	2422.00	4.28	28.93	35.63	96.60	94.18	54.00	40.18 Average



Test Mode: 00; Polarity: Horizontal; Modulation:802.11n; Bandwidth:40MHz; Channel:High



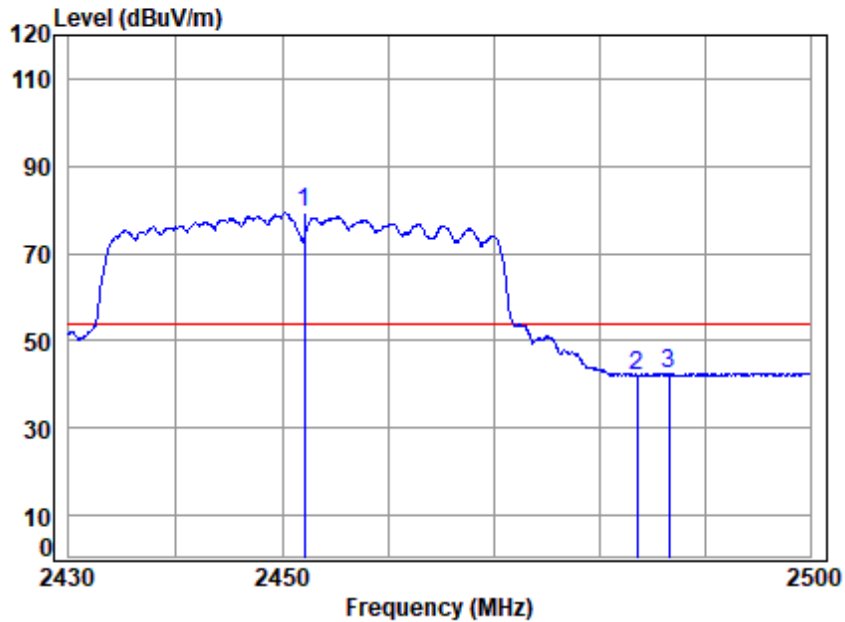
Site : chamber  
 Condition: 3m HORIZONTAL  
 Job No : 01713AT/01714AT  
 Mode : 2452 Band edge  
 Note : 2.4G WIFI 11N40

		Cable	Ant	Preamp	Read	Limit	Over	
	Freq	Loss	Factor	Factor	Level	Line	Limit	Remark
	MHz	dB	dB/m	dB	dBuV	dBuV/m	dBuV/m	dB
1	q 2452.00	4.31	29.11	35.62	91.75	89.55	74.00	15.55 peak
2	2483.50	4.34	29.30	35.61	55.54	53.57	74.00	-20.43 peak
3	2496.52	4.36	29.38	35.60	57.16	55.30	74.00	-18.70 peak



Unless otherwise agreed in writing, this document is issued by the Company subject to its General Conditions of Service printed overleaf, available on request or accessible at <https://www.sgs.com/en/Terms-and-Conditions>. Attention is drawn to the limitation of liability, indemnification and jurisdiction issues defined therein. Any holder of this document is advised that information contained hereon reflects the Company's findings at the time of its intervention only and within the limits of Client's instructions, if any. The Company's sole responsibility is to its Client and this document does not exonerate parties to a transaction from exercising all their rights and obligations under the transaction documents. This document cannot be reproduced except in full, without prior written approval of the Company. Any unauthorized alteration, forgery or falsification of the content or appearance of this document is unlawful and offenders may be prosecuted to the fullest extent of the law. Unless otherwise stated the results shown in this test report refer only to the sample(s) tested and such sample(s) are retained for 30 days only.

Test Mode: 00; Polarity: Horizontal; Modulation:802.11n; Bandwidth:40MHz; Channel:High



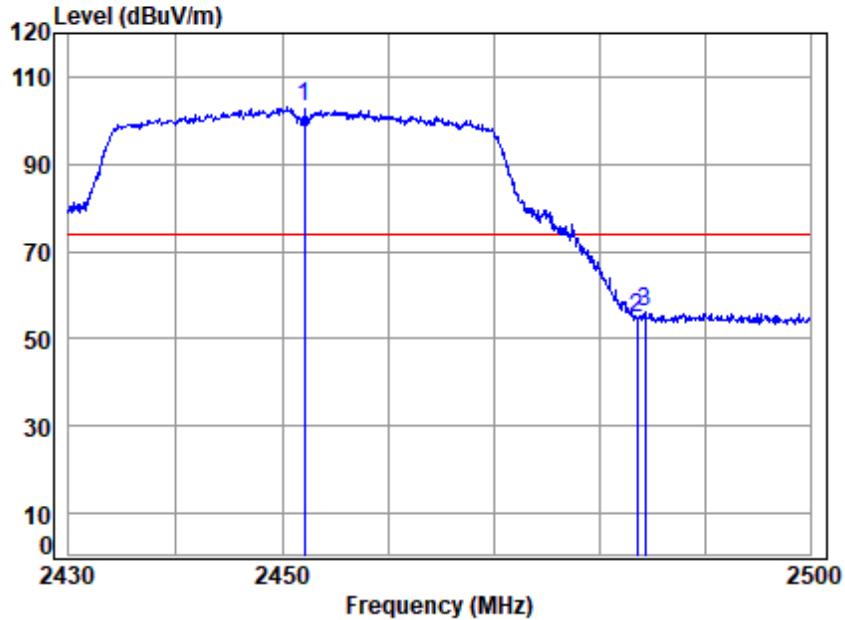
Site : chamber  
 Condition: 3m HORIZONTAL  
 Job No : 01713AT/01714AT  
 Mode : 2452 Band edge  
 Note : 2.4G WIFI 11N40

		Cable	Ant	Preamp	Read	Limit	Over	
	Freq	Loss	Factor	Factor	Level	Line	Limit	Remark
	MHz	dB	dB/m	dB	dBuV	dBuV/m	dBuV/m	dB
1 q	2452.00	4.31	29.11	35.62	81.63	79.43	54.00	25.43 Average
2	2483.50	4.34	29.30	35.61	43.91	41.94	54.00	-12.06 Average
3	2486.55	4.35	29.32	35.61	44.50	42.56	54.00	-11.44 Average





Test Mode: 00; Polarity: Vertical; Modulation:802.11n; Bandwidth:40MHz; Channel:High



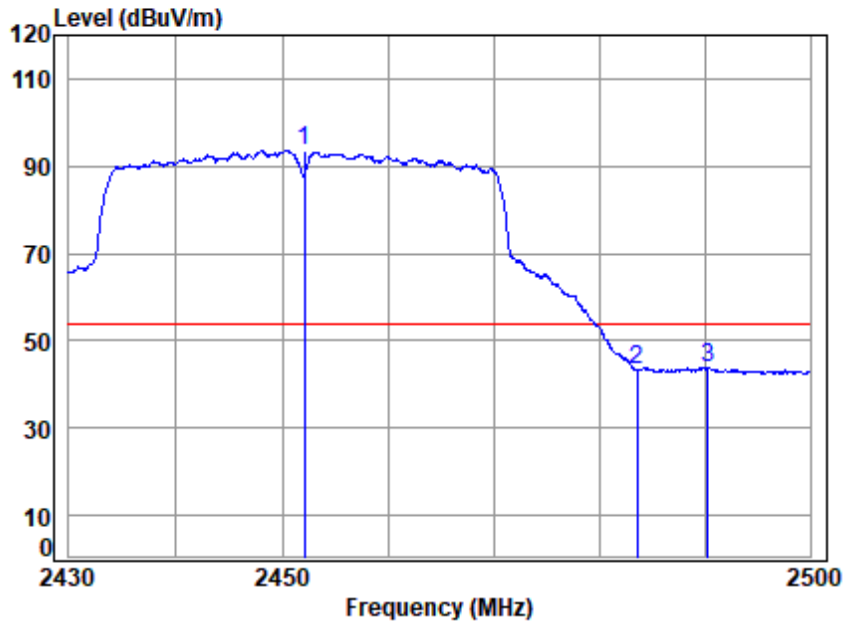
Site : chamber  
 Condition: 3m VERTICAL  
 Job No : 01713AT/01714AT  
 Mode : 2452 Band edge  
 Note : 2.4G WIFI 11N40

		Cable	Ant	Preamp	Read	Limit	Over	
	Freq	Loss	Factor	Factor	Level	Line	Limit	Remark
	MHz	dB	dB/m	dB	dBuV	dBuV/m	dBuV/m	dB
1	q 2452.00	4.31	29.11	35.62	105.16	102.96	74.00	28.96 Peak
2	2483.50	4.34	29.30	35.61	56.62	54.65	74.00	-19.35 Peak
3	2484.22	4.34	29.31	35.61	57.91	55.95	74.00	-18.05 Peak



Unless otherwise agreed in writing, this document is issued by the Company subject to its General Conditions of Service printed overleaf, available on request or accessible at <https://www.sgs.com/en/Terms-and-Conditions>. Attention is drawn to the limitation of liability, indemnification and jurisdiction issues defined therein. Any holder of this document is advised that information contained hereon reflects the Company's findings at the time of its intervention only and within the limits of Client's instructions, if any. The Company's sole responsibility is to its Client and this document does not exonerate parties to a transaction from exercising all their rights and obligations under the transaction documents. This document cannot be reproduced except in full, without prior written approval of the Company. Any unauthorized alteration, forgery or falsification of the content or appearance of this document is unlawful and offenders may be prosecuted to the fullest extent of the law. Unless otherwise stated the results shown in this test report refer only to the sample(s) tested and such sample(s) are retained for 30 days only.

Test Mode: 00; Polarity: Vertical; Modulation:802.11n; Bandwidth:40MHz; Channel:High



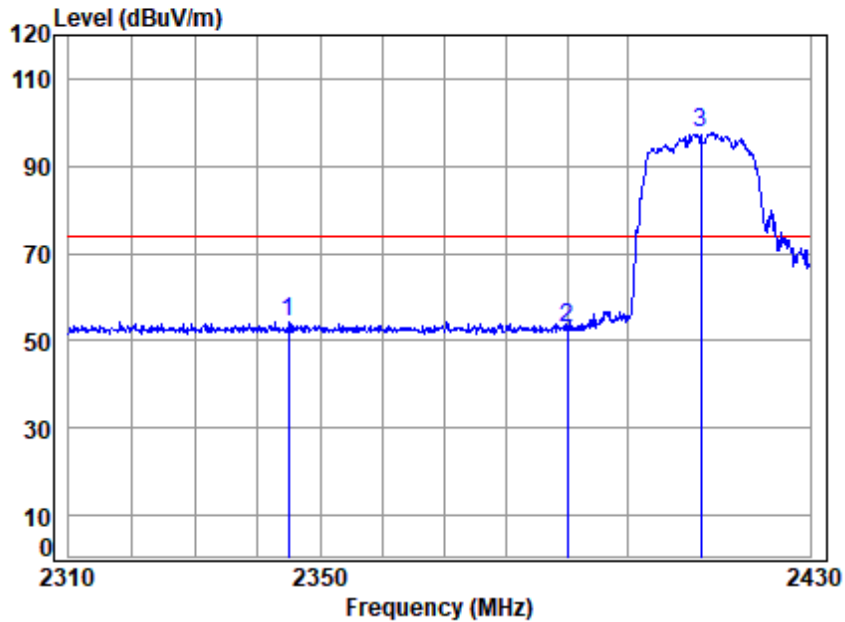
Site : chamber  
 Condition: 3m VERTICAL  
 Job No : 01713AT/01714AT  
 Mode : 2452 Band edge  
 Note : 2.4G WIFI 11N40

		Cable	Ant	Preamp	Read	Limit	Over	
	Freq	Loss	Factor	Factor	Level	Line	Limit	Remark
	MHz	dB	dB/m	dB	dBuV	dBuV/m	dBuV/m	dB
1 q	2452.00	4.31	29.11	35.62	95.76	93.56	54.00	39.56 Average
2	2483.50	4.34	29.30	35.61	45.50	43.53	54.00	-10.47 Average
3	2490.22	4.35	29.34	35.61	45.88	43.96	54.00	-10.04 Average



Unless otherwise agreed in writing, this document is issued by the Company subject to its General Conditions of Service printed overleaf, available on request or accessible at <https://www.sgs.com/en/Terms-and-Conditions>. Attention is drawn to the limitation of liability, indemnification and jurisdiction issues defined therein. Any holder of this document is advised that information contained hereon reflects the Company's findings at the time of its intervention only and within the limits of Client's instructions, if any. The Company's sole responsibility is to its Client and this document does not exonerate parties to a transaction from exercising all their rights and obligations under the transaction documents. This document cannot be reproduced except in full, without prior written approval of the Company. Any unauthorized alteration, forgery or falsification of the content or appearance of this document is unlawful and offenders may be prosecuted to the fullest extent of the law. Unless otherwise stated the results shown in this test report refer only to the sample(s) tested and such sample(s) are retained for 30 days only.

Test Mode: 00; Polarity: Horizontal; Modulation:802.11ac; Bandwidth:20MHz; Channel:Low

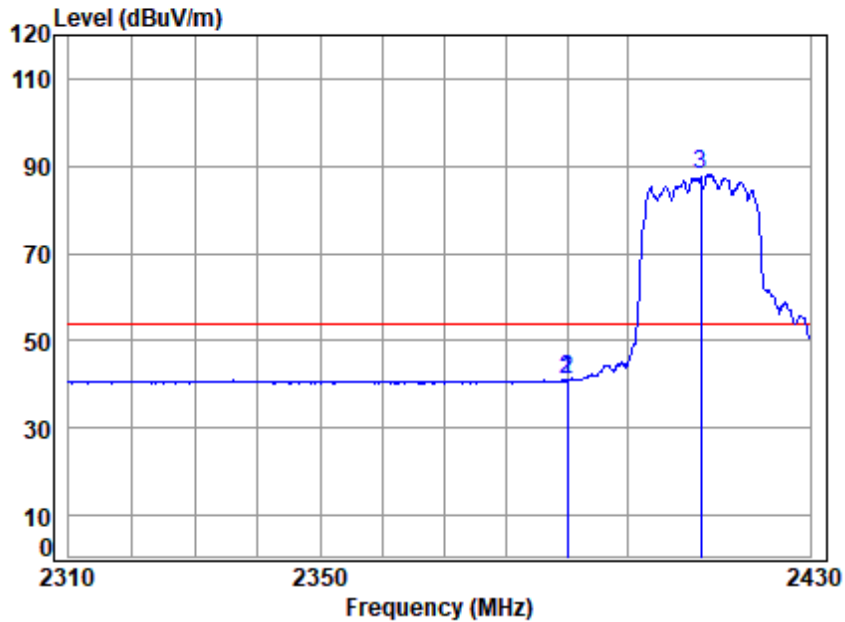


Site : chamber  
 Condition: 3m HORIZONTAL  
 Job No : 01713AT/01714AT  
 Mode : 2412 Band edge  
 Note : 2.4G WIFI 11AC20

	Freq	Cable Loss	Ant Factor	Preamp Factor	Read Level	Level	Limit Line	Over Limit	Remark
	MHz	dB	dB/m	dB	dBuV	dBuV/m	dBuV/m	dB	
1	2344.89	4.20	28.58	35.66	57.28	54.40	74.00	-19.60	peak
2	2390.00	4.25	28.76	35.64	55.57	52.94	74.00	-21.06	peak
3 q	2412.00	4.27	28.87	35.63	100.26	97.77	74.00	23.77	peak



Test Mode: 00; Polarity: Horizontal; Modulation:802.11ac; Bandwidth:20MHz; Channel:Low



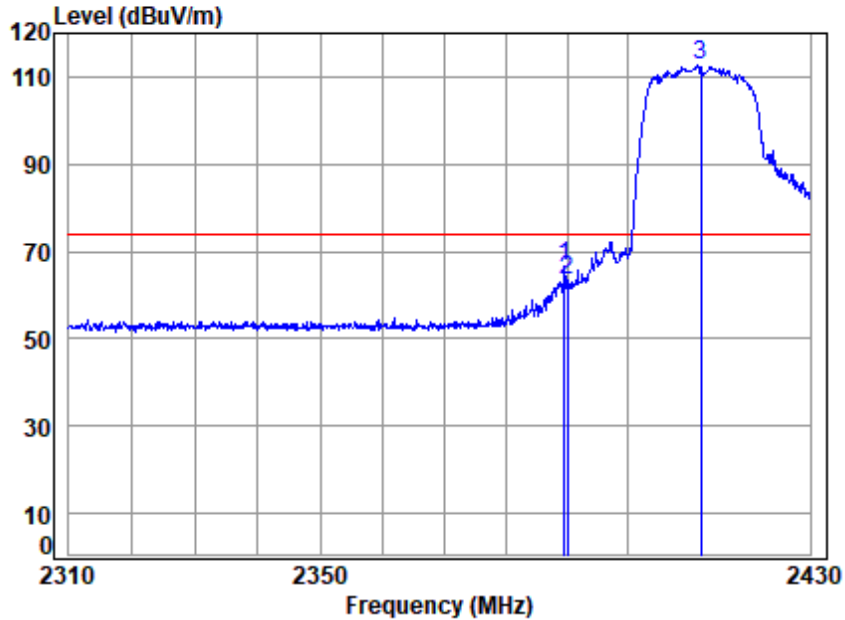
Site : chamber  
 Condition: 3m HORIZONTAL  
 Job No : 01713AT/01714AT  
 Mode : 2412 Band edge  
 Note : 2.4G WIFI 11AC20

		Cable	Ant	Preamp	Read	Limit	Over		
	Freq	Loss	Factor	Factor	Level	Line	Limit	Remark	
	MHz	dB	dB/m	dB	dBuV	dBuV/m	dBuV/m	dB	
1	2389.97	4.25	28.76	35.64	43.54	40.91	54.00	-13.09	Average
2	2390.00	4.25	28.76	35.64	43.54	40.91	54.00	-13.09	Average
3 q	2412.00	4.27	28.87	35.63	90.55	88.06	54.00	34.06	Average





Test Mode: 00; Polarity: Vertical; Modulation:802.11ac; Bandwidth:20MHz; Channel:Low

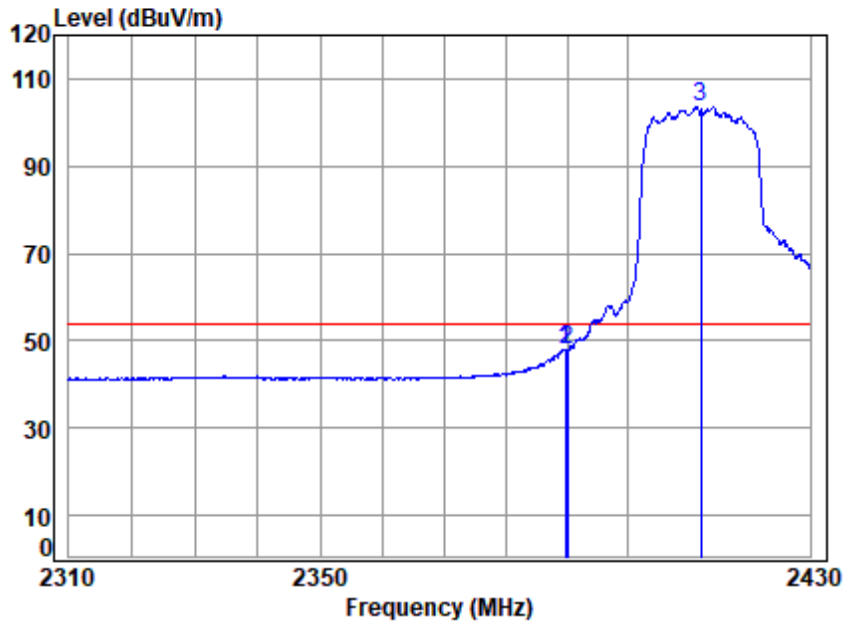


Site : chamber  
 Condition: 3m VERTICAL  
 Job No : 01713AT/01714AT  
 Mode : 2412 Band edge  
 Note : 2.4G WIFI 11AC20

	Freq	Cable Loss	Ant Factor	Preamp Factor	Read Level	Level	Limit Line	Over Limit	Remark
	MHz	dB	dB/m	dB	dBuV	dBuV/m	dBuV/m	dB	
1	2389.61	4.25	28.76	35.64	69.12	66.49	74.00	-7.51	Peak
2	2390.00	4.25	28.76	35.64	66.13	63.50	74.00	-10.50	Peak
3 q	2412.00	4.27	28.87	35.63	115.07	112.58	74.00	38.58	Peak



Test Mode: 00; Polarity: Vertical; Modulation:802.11ac; Bandwidth:20MHz; Channel:Low



Site : chamber  
 Condition: 3m VERTICAL  
 Job No : 01713AT/01714AT  
 Mode : 2412 Band edge  
 Note : 2.4G WIFI 11AC20

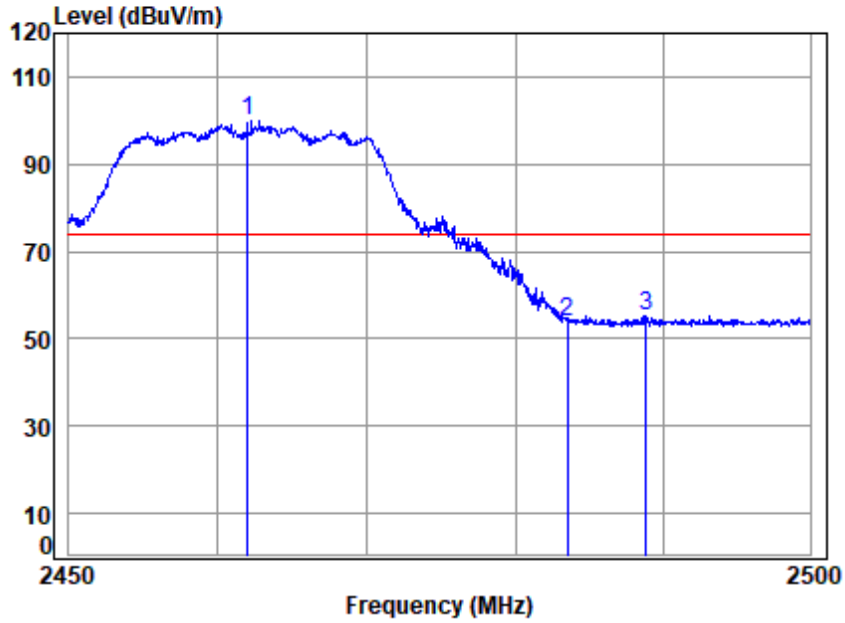
		Cable	Ant	Preamp	Read	Limit	Over		
	Freq	Loss	Factor	Factor	Level	Line	Limit	Remark	
	MHz	dB	dB/m	dB	dBuV	dBuV/m	dBuV/m	dB	
1	2389.73	4.25	28.76	35.64	50.71	48.08	54.00	-5.92	Average
2	2390.00	4.25	28.76	35.64	50.52	47.89	54.00	-6.11	Average
3 q	2412.00	4.27	28.87	35.63	106.29	103.80	54.00	49.80	Average



Unless otherwise agreed in writing, this document is issued by the Company subject to its General Conditions of Service printed overleaf, available on request or accessible at <https://www.sgs.com/en/Terms-and-Conditions>. Attention is drawn to the limitation of liability, indemnification and jurisdiction issues defined therein. Any holder of this document is advised that information contained hereon reflects the Company's findings at the time of its intervention only and within the limits of Client's instructions, if any. The Company's sole responsibility is to its Client and this document does not exonerate parties to a transaction from exercising all their rights and obligations under the transaction documents. This document cannot be reproduced except in full, without prior written approval of the Company. Any unauthorized alteration, forgery or falsification of the content or appearance of this document is unlawful and offenders may be prosecuted to the fullest extent of the law. Unless otherwise stated the results shown in this test report refer only to the sample(s) tested and such sample(s) are retained for 30 days only.

Attention: To check the authenticity of testing /inspection report & certificate, please contact us at telephone: (86-755) 8307 1443, or email: CN.Doccheck@sgs.com  
 No.1 Workshop, M-10, Middle Section, Science & Technology Park, Nanshan District, Shenzhen, Guangdong, China 518057 t (86-755) 26012053 f (86-755) 26710594 www.sgsgroup.com.cn  
 中国·广东·深圳市南山区科技园中区M-10栋1号厂房 邮编: 518057 t (86-755) 26012053 f (86-755) 26710594 sgs.china@sgs.com

Test Mode: 00; Polarity: Horizontal; Modulation:802.11ac; Bandwidth:20MHz; Channel:High

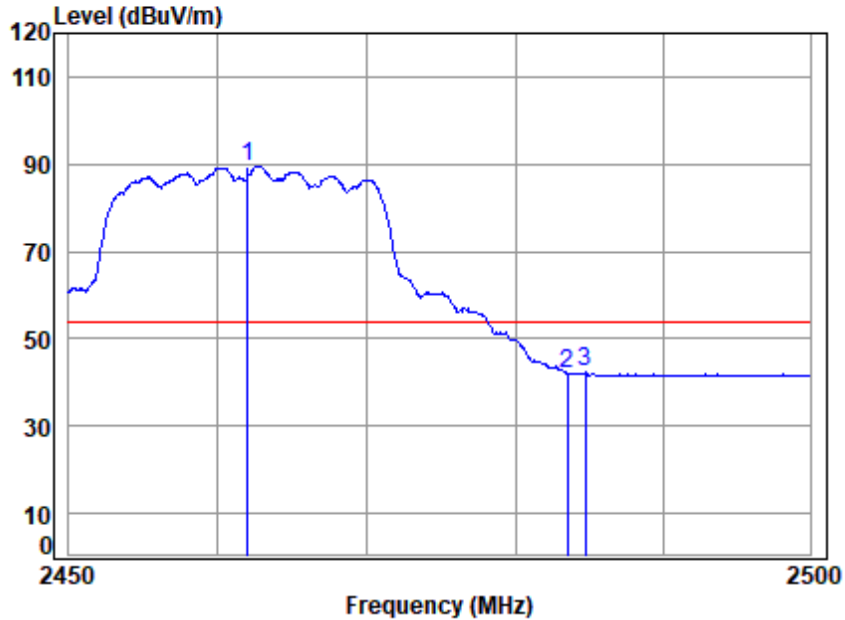


Site : chamber  
 Condition: 3m HORIZONTAL  
 Job No : 01713AT/01714AT  
 Mode : 2462 Band edge  
 Note : 2.4G WIFI 11AC20

		Cable	Ant	Preamp	Read	Limit	Over	
	Freq	Loss	Factor	Factor	Level	Line	Limit	Remark
	MHz	dB	dB/m	dB	dBuV	dBuV/m	dBuV/m	dB
1	q 2462.00	4.32	29.17	35.62	102.21	100.08	74.00	26.08 peak
2	2483.50	4.34	29.30	35.61	55.89	53.92	74.00	-20.08 peak
3	2488.86	4.35	29.33	35.61	57.12	55.19	74.00	-18.81 peak



Test Mode: 00; Polarity: Horizontal; Modulation:802.11ac; Bandwidth:20MHz; Channel:High



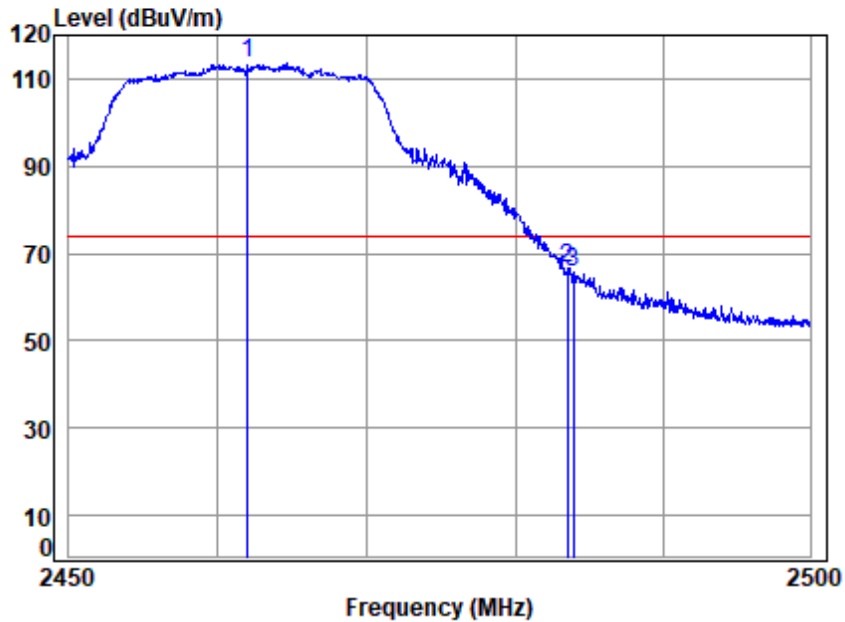
Site : chamber  
 Condition: 3m HORIZONTAL  
 Job No : 01713AT/01714AT  
 Mode : 2462 Band edge  
 Note : 2.4G WIFI 11AC20

		Cable	Ant	Preamp	Read	Limit	Over	
	Freq	Loss	Factor	Factor	Level	Line	Limit	Remark
	MHz	dB	dB/m	dB	dBuV	dBuV/m	dBuV/m	dB
1 q	2462.00	4.32	29.17	35.62	91.74	89.61	54.00	35.61 Average
2	2483.50	4.34	29.30	35.61	44.10	42.13	54.00	-11.87 Average
3	2484.74	4.35	29.31	35.61	44.17	42.22	54.00	-11.78 Average





Test Mode: 00; Polarity: Vertical; Modulation:802.11ac; Bandwidth:20MHz; Channel:High

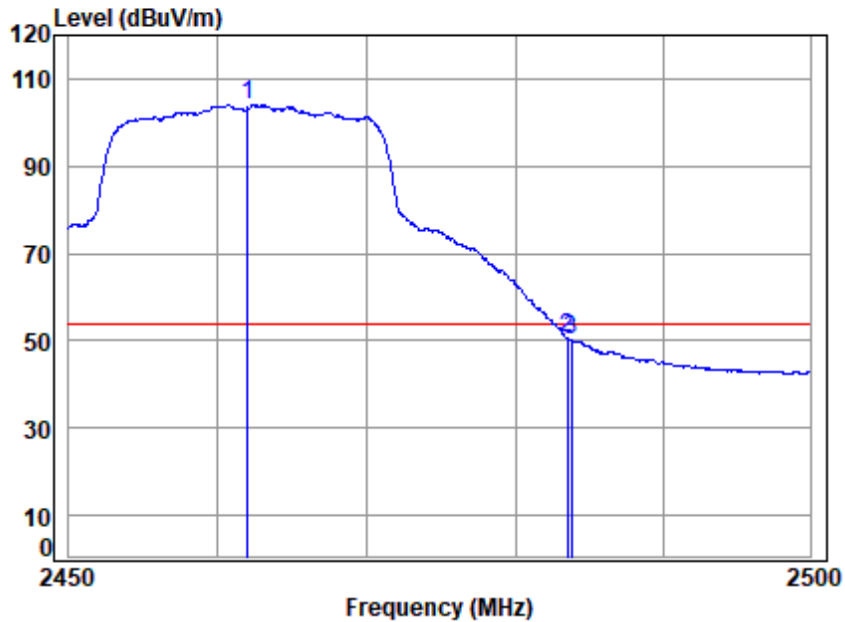


Site : chamber  
 Condition: 3m VERTICAL  
 Job No : 01713AT/01714AT  
 Mode : 2462 Band edge  
 Note : 2.4G WIFI 11AC20

		Cable	Ant	Preamp	Read	Limit	Over	
	Freq	Loss	Factor	Factor	Level	Line	Limit	Remark
	MHz	dB	dB/m	dB	dBuV	dBuV/m	dBuV/m	dB
1	q 2462.00	4.32	29.17	35.62	115.75	113.62	74.00	39.62 Peak
2	2483.50	4.34	29.30	35.61	68.44	66.47	74.00	-7.53 Peak
3	2483.94	4.34	29.30	35.61	67.64	65.67	74.00	-8.33 Peak



Test Mode: 00; Polarity: Vertical; Modulation:802.11ac; Bandwidth:20MHz; Channel:High

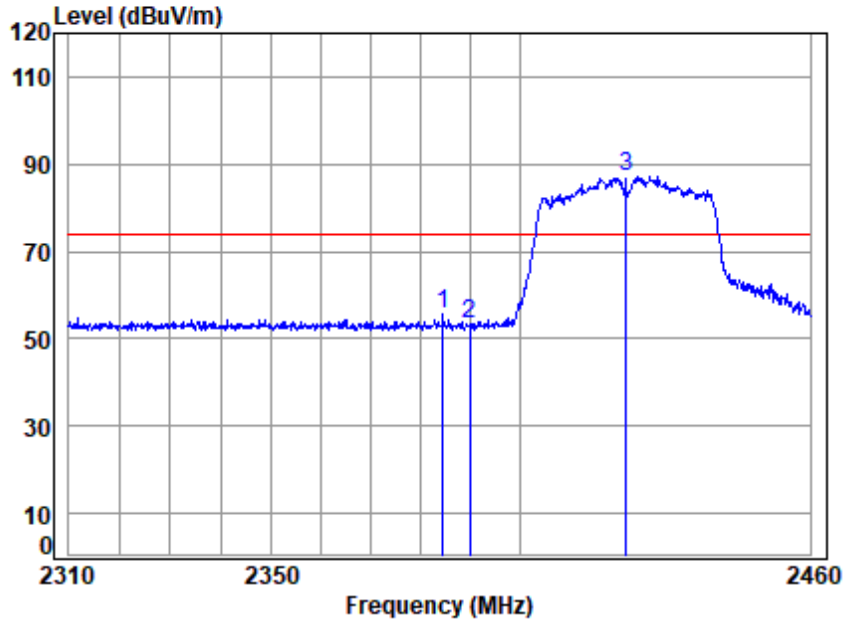


Site : chamber  
 Condition: 3m VERTICAL  
 Job No : 01713AT/01714AT  
 Mode : 2462 Band edge  
 Note : 2.4G WIFI 11AC20

		Cable	Ant	Preamp	Read	Limit	Over	
	Freq	Loss	Factor	Factor	Level	Line	Limit	Remark
	MHz	dB	dB/m	dB	dBuV	dBuV/m	dBuV/m	dB
1	q 2462.00	4.32	29.17	35.62	106.23	104.10	54.00	50.10 Average
2	2483.50	4.34	29.30	35.61	52.60	50.63	54.00	-3.37 Average
3	2483.79	4.34	29.30	35.61	52.36	50.39	54.00	-3.61 Average



Test Mode: 00; Polarity: Horizontal; Modulation:802.11ac; Bandwidth:40MHz; Channel:Low

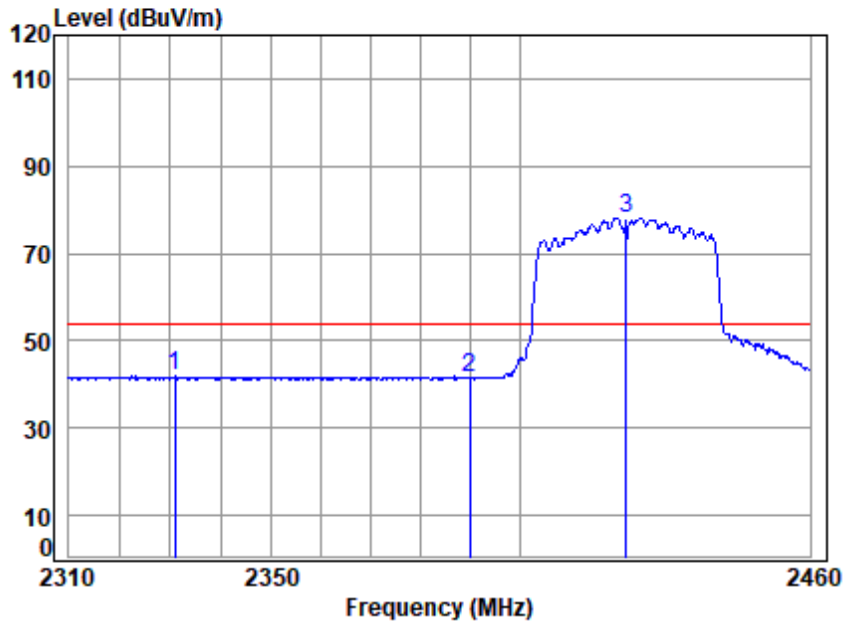


Site : chamber  
 Condition: 3m HORIZONTAL  
 Job No : 01713AT/01714AT  
 Mode : 2422 Band edge  
 Note : 2.4G WIFI 11AC40

	Freq	Cable Loss	Ant Factor	Preamp Factor	Read Level	Level	Limit Line	Over Limit	Remark
	MHz	dB	dB/m	dB	dBuV	dBuV/m	dBuV/m	dB	
1	2384.57	4.24	28.74	35.64	58.17	55.51	74.00	-18.49	peak
2	2390.00	4.25	28.76	35.64	55.97	53.34	74.00	-20.66	peak
3 q	2422.00	4.28	28.93	35.63	89.68	87.26	74.00	13.26	peak



Test Mode: 00; Polarity: Horizontal; Modulation:802.11ac; Bandwidth:40MHz; Channel:Low



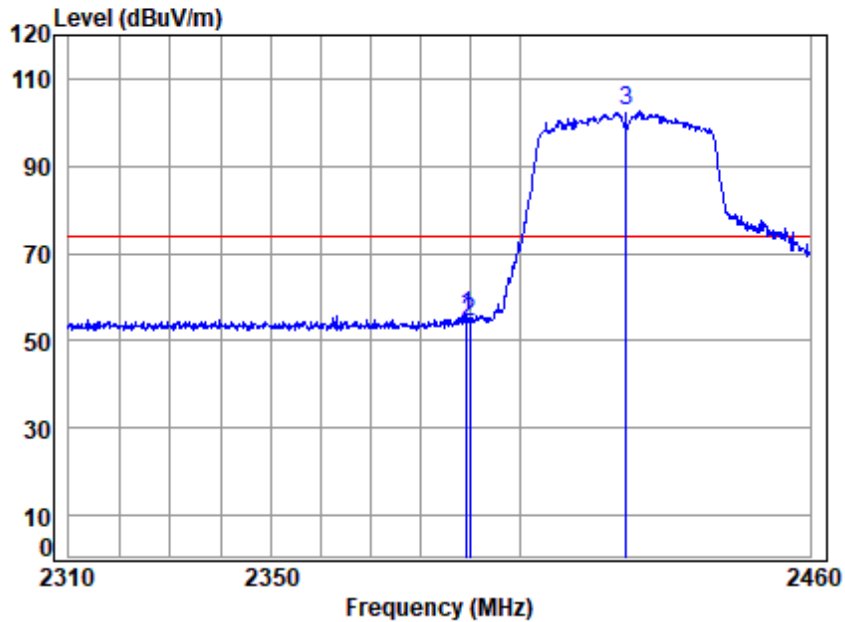
Site : chamber  
 Condition: 3m HORIZONTAL  
 Job No : 01713AT/01714AT  
 Mode : 2422 Band edge  
 Note : 2.4G WIFI 11AC40

		Cable	Ant	Preamp	Read	Limit	Over		
	Freq	Loss	Factor	Factor	Level	Line	Limit	Remark	
	MHz	dB	dB/m	dB	dBuV	dBuV/m	dBuV/m	dB	
1	2330.88	4.19	28.52	35.66	44.92	41.97	54.00	-12.03	Average
2	2390.00	4.25	28.76	35.64	43.97	41.34	54.00	-12.66	Average
3 q	2422.00	4.28	28.93	35.63	80.44	78.02	54.00	24.02	Average





Test Mode: 00; Polarity: Vertical; Modulation:802.11ac; Bandwidth:40MHz; Channel:Low

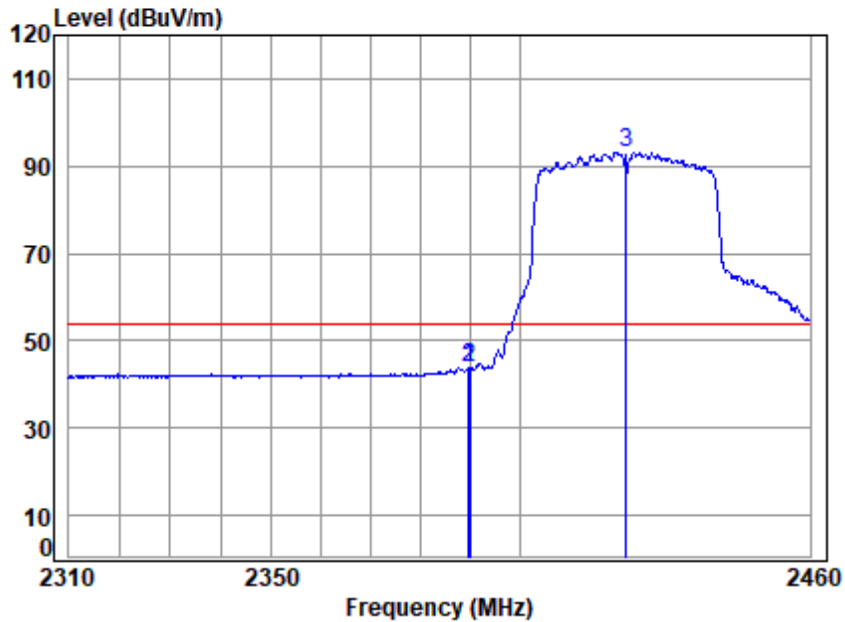


Site : chamber  
 Condition: 3m VERTICAL  
 Job No : 01713AT/01714AT  
 Mode : 2422 Band edge  
 Note : 2.4G WIFI 11AC40

	Freq	Cable Loss	Ant Factor	Preamp Factor	Read Level	Limit Level	Over Line	Over Limit	Remark
	MHz	dB	dB/m	dB	dBuV	dBuV/m	dBuV/m	dB	
1	2389.38	4.25	28.76	35.64	58.34	55.71	74.00	-18.29	Peak
2	2390.00	4.25	28.76	35.64	57.08	54.45	74.00	-19.55	Peak
3 q	2422.00	4.28	28.93	35.63	105.30	102.88	74.00	28.88	Peak



Test Mode: 00; Polarity: Vertical; Modulation:802.11ac; Bandwidth:40MHz; Channel:Low

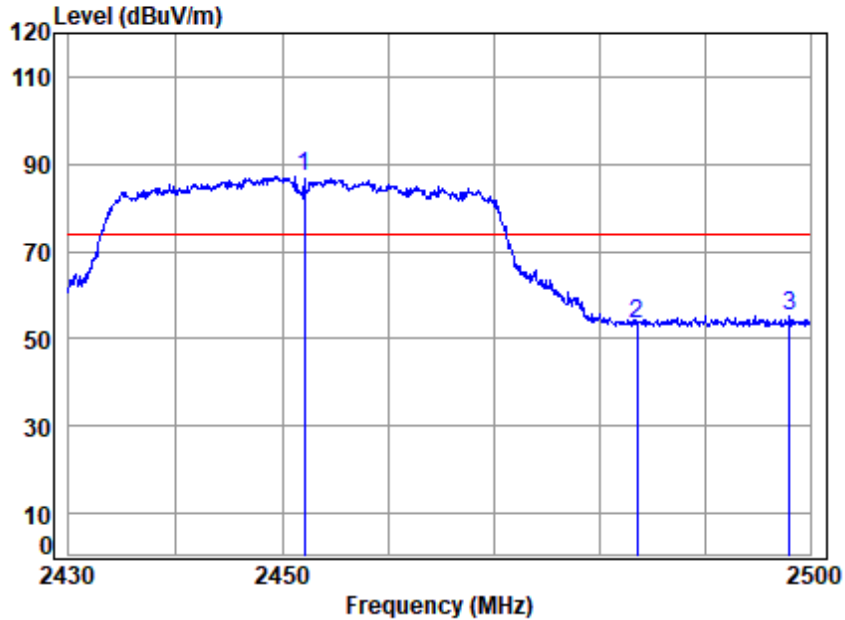


Site : chamber  
 Condition: 3m VERTICAL  
 Job No : 01713AT/01714AT  
 Mode : 2422 Band edge  
 Note : 2.4G WIFI 11AC40

	Freq	Cable Loss	Ant Factor	Preamp Factor	Read Level	Limit Level	Over Line	Over Limit	Remark
	MHz	dB	dB/m	dB	dBuV	dBuV/m	dBuV/m	dB	
1	2389.68	4.25	28.76	35.64	46.63	44.00	54.00	-10.00	Average
2	2390.00	4.25	28.76	35.64	46.32	43.69	54.00	-10.31	Average
3 q	2422.00	4.28	28.93	35.63	95.54	93.12	54.00	39.12	Average



Test Mode: 00; Polarity: Horizontal; Modulation:802.11ac; Bandwidth:40MHz; Channel:High



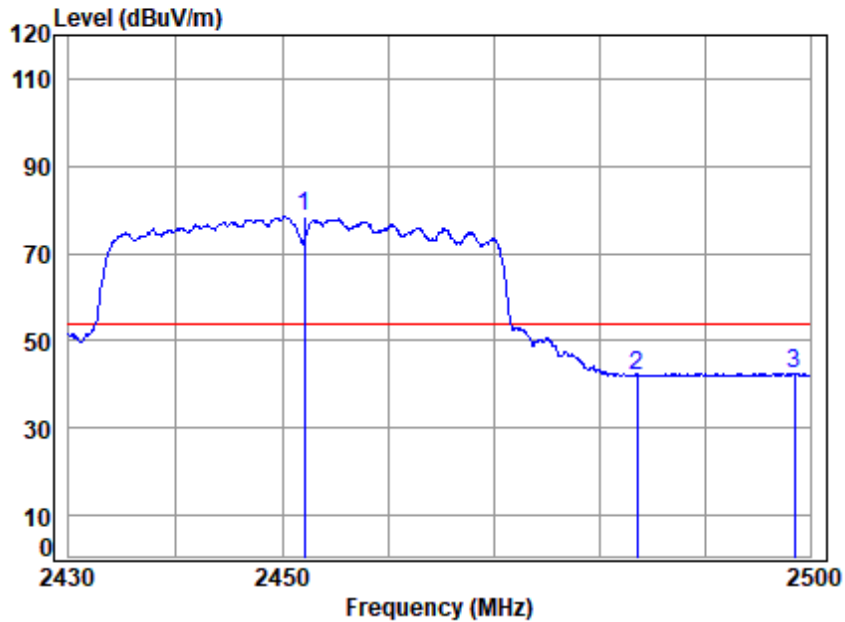
Site : chamber  
 Condition: 3m HORIZONTAL  
 Job No : 01713AT/01714AT  
 Mode : 2452 Band edge  
 Note : 2.4G WIFI 11AC40

		Cable	Ant	Preamp	Read	Limit	Over	
	Freq	Loss	Factor	Factor	Level	Line	Limit	Remark
	MHz	dB	dB/m	dB	dBuV	dBuV/m	dBuV/m	dB
1	q 2452.00	4.31	29.11	35.62	89.42	87.22	74.00	13.22 peak
2	2483.50	4.34	29.30	35.61	55.41	53.44	74.00	-20.56 peak
3	2498.01	4.36	29.39	35.60	57.24	55.39	74.00	-18.61 peak



Unless otherwise agreed in writing, this document is issued by the Company subject to its General Conditions of Service printed overleaf, available on request or accessible at <https://www.sgs.com/en/Terms-and-Conditions>. Attention is drawn to the limitation of liability, indemnification and jurisdiction issues defined therein. Any holder of this document is advised that information contained hereon reflects the Company's findings at the time of its intervention only and within the limits of Client's instructions, if any. The Company's sole responsibility is to its Client and this document does not exonerate parties to a transaction from exercising all their rights and obligations under the transaction documents. This document cannot be reproduced except in full, without prior written approval of the Company. Any unauthorized alteration, forgery or falsification of the content or appearance of this document is unlawful and offenders may be prosecuted to the fullest extent of the law. Unless otherwise stated the results shown in this test report refer only to the sample(s) tested and such sample(s) are retained for 30 days only.

Test Mode: 00; Polarity: Horizontal; Modulation:802.11ac; Bandwidth:40MHz; Channel:High



Site : chamber  
 Condition: 3m HORIZONTAL  
 Job No : 01713AT/01714AT  
 Mode : 2452 Band edge  
 Note : 2.4G WIFI 11AC40

		Cable	Ant	Preamp	Read	Limit	Over	
	Freq	Loss	Factor	Factor	Level	Line	Limit	Remark
	MHz	dB	dB/m	dB	dBuV	dBuV/m	dBuV/m	dB
1 q	2452.00	4.31	29.11	35.62	80.84	78.64	54.00	24.64 Average
2	2483.50	4.34	29.30	35.61	44.14	42.17	54.00	-11.83 Average
3	2498.51	4.36	29.39	35.60	44.47	42.62	54.00	-11.38 Average

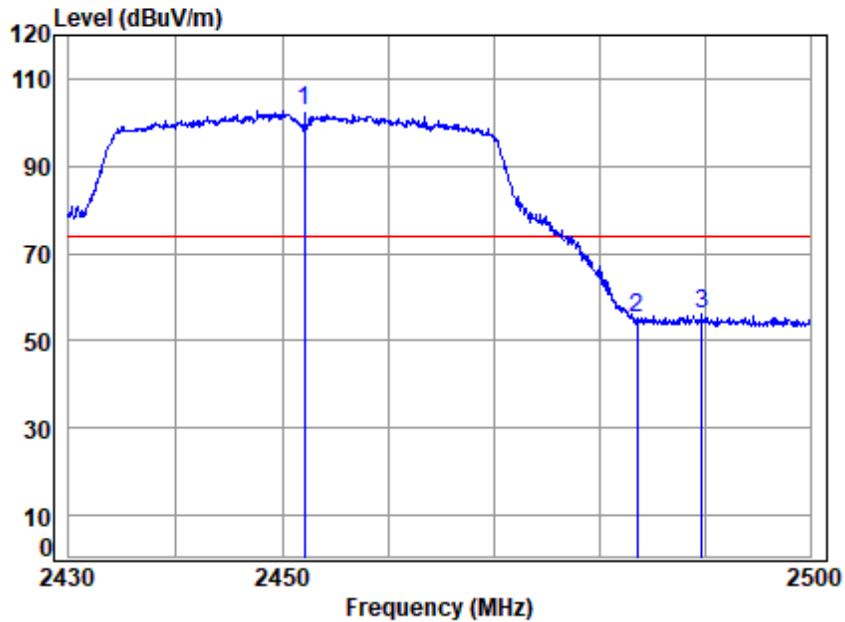


Unless otherwise agreed in writing, this document is issued by the Company subject to its General Conditions of Service printed overleaf, available on request or accessible at <https://www.sgs.com/en/Terms-and-Conditions>. Attention is drawn to the limitation of liability, indemnification and jurisdiction issues defined therein. Any holder of this document is advised that information contained hereon reflects the Company's findings at the time of its intervention only and within the limits of Client's instructions, if any. The Company's sole responsibility is to its Client and this document does not exonerate parties to a transaction from exercising all their rights and obligations under the transaction documents. This document cannot be reproduced except in full, without prior written approval of the Company. Any unauthorized alteration, forgery or falsification of the content or appearance of this document is unlawful and offenders may be prosecuted to the fullest extent of the law. Unless otherwise stated the results shown in this test report refer only to the sample(s) tested and such sample(s) are retained for 30 days only.

Attention: To check the authenticity of testing /inspection report & certificate, please contact us at telephone: (86-755) 8307 1443, or email: CN.Doccheck@sgs.com  
 No.1 Workshop, M-10, Middle Section, Science & Technology Park, Nanshan District, Shenzhen, Guangdong, China 518057 t (86-755) 26012053 f (86-755) 26710594 www.sgs.com.cn  
 中国·广东·深圳市南山区科技园中区M-10栋1号厂房 邮编: 518057 t (86-755) 26012053 f (86-755) 26710594 sgs.china@sgs.com



Test Mode: 00; Polarity: Vertical; Modulation:802.11ac; Bandwidth:40MHz; Channel:High



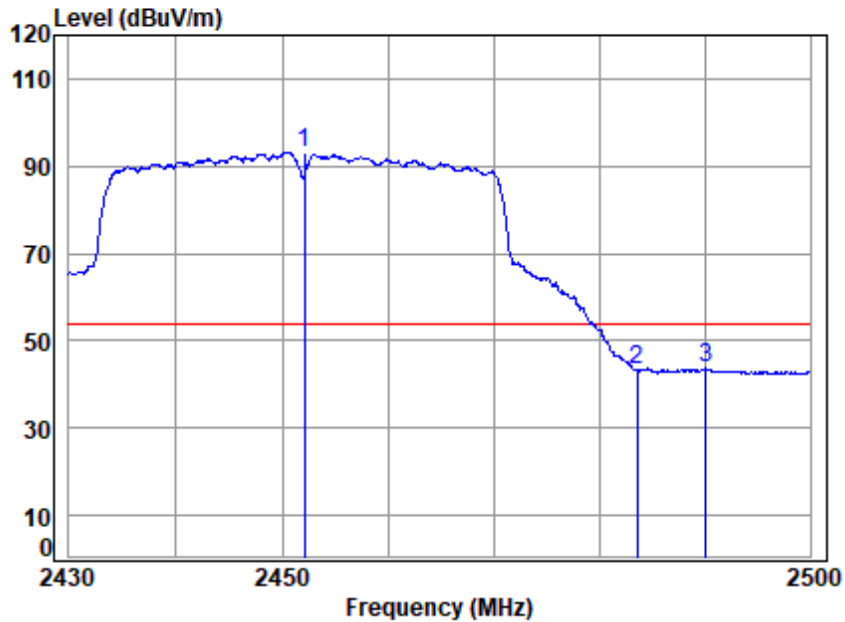
Site : chamber  
 Condition: 3m VERTICAL  
 Job No : 01713AT/01714AT  
 Mode : 2452 Band edge  
 Note : 2.4G WIFI 11AC40

		Cable	Ant	Preamp	Read	Limit	Over	
	Freq	Loss	Factor	Factor	Level	Line	Limit	Remark
	MHz	dB	dB/m	dB	dBuV	dBuV/m	dBuV/m	dB
1 q	2452.00	4.31	29.11	35.62	104.77	102.57	74.00	28.57 Peak
2	2483.50	4.34	29.30	35.61	57.23	55.26	74.00	-18.74 Peak
3	2489.66	4.35	29.34	35.61	57.91	55.99	74.00	-18.01 Peak



Unless otherwise agreed in writing, this document is issued by the Company subject to its General Conditions of Service printed overleaf, available on request or accessible at <https://www.sgs.com/en/Terms-and-Conditions>. Attention is drawn to the limitation of liability, indemnification and jurisdiction issues defined therein. Any holder of this document is advised that information contained hereon reflects the Company's findings at the time of its intervention only and within the limits of Client's instructions, if any. The Company's sole responsibility is to its Client and this document does not exonerate parties to a transaction from exercising all their rights and obligations under the transaction documents. This document cannot be reproduced except in full, without prior written approval of the Company. Any unauthorized alteration, forgery or falsification of the content or appearance of this document is unlawful and offenders may be prosecuted to the fullest extent of the law. Unless otherwise stated the results shown in this test report refer only to the sample(s) tested and such sample(s) are retained for 30 days only.

Test Mode: 00; Polarity: Horizontal; Modulation:802.11ac; Bandwidth:40MHz; Channel:High

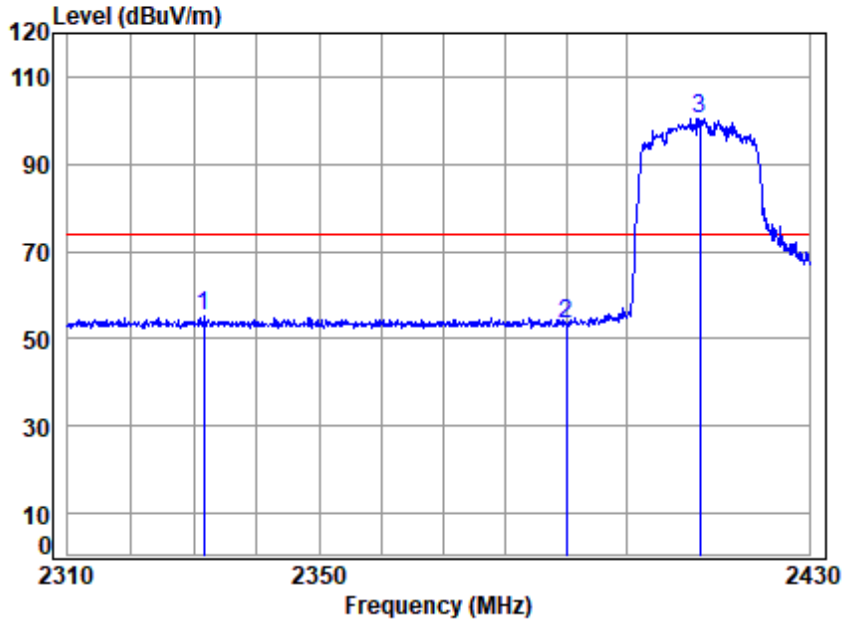


Site : chamber  
 Condition: 3m VERTICAL  
 Job No : 01713AT/01714AT  
 Mode : 2452 Band edge  
 Note : 2.4G WIFI 11AC40

		Cable	Ant	Preamp	Read	Limit	Over	
	Freq	Loss	Factor	Factor	Level	Line	Limit	Remark
	MHz	dB	dB/m	dB	dBuV	dBuV/m	dBuV/m	dB
1 q	2452.00	4.31	29.11	35.62	95.38	93.18	54.00	39.18 Average
2	2483.50	4.34	29.30	35.61	45.49	43.52	54.00	-10.48 Average
3	2490.08	4.35	29.34	35.61	45.61	43.69	54.00	-10.31 Average



Test Mode: 00; Polarity: Horizontal; Modulation:802.11ax(Full RU0); Bandwidth:20MHz; Channel:Low

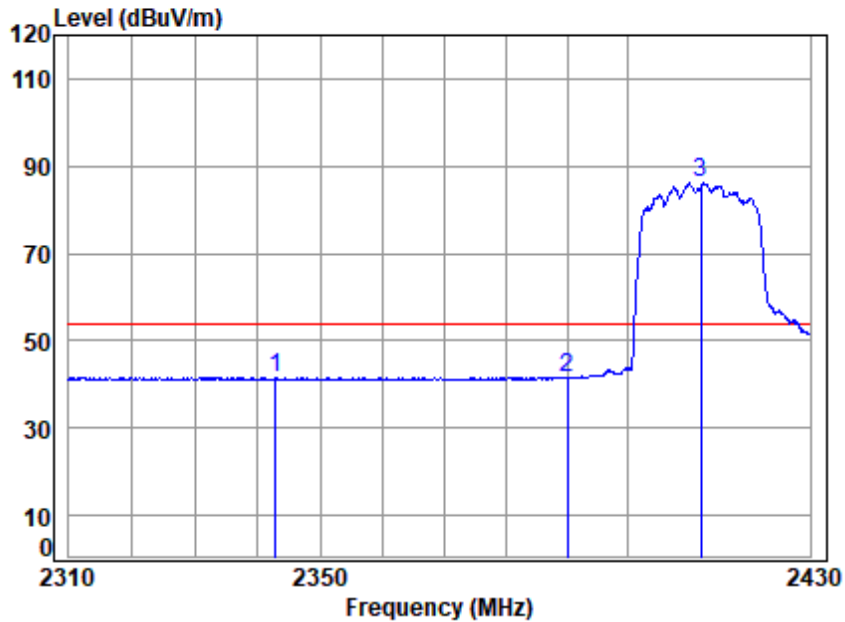


Site : chamber  
 Condition: 3m HORIZONTAL  
 Job No : 01713AT/01714AT  
 Mode : 2412 Band edge  
 Note : 2.4G WIFI 11AX20

	Freq	Cable Loss	Ant Factor	Preamp Factor	Read Level	Limit Level	Over Line	Remark
	MHz	dB	dB/m	dB	dBuV	dBuV/m	dBuV/m	dB
1	2331.63	4.19	28.53	35.66	58.18	55.24	74.00	-18.76 peak
2	2390.00	4.25	28.76	35.64	55.92	53.29	74.00	-20.71 peak
3 q	2412.00	4.27	28.87	35.63	103.04	100.55	74.00	26.55 peak



Test Mode: 00; Polarity: Horizontal; Modulation:802.11ax(Full RU0); Bandwidth:20MHz; Channel:Low



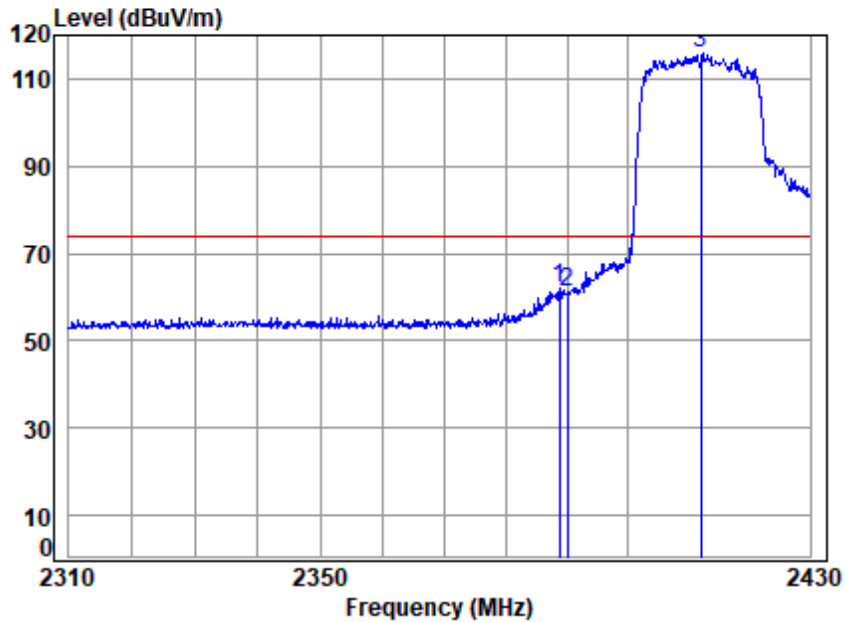
Site : chamber  
 Condition: 3m HORIZONTAL  
 Job No : 01713AT/01714AT  
 Mode : 2412 Band edge  
 Note : 2.4G WIFI 11AX20

	Freq	Cable Loss	Ant Factor	Preamp Factor	Read Level	Level	Limit Line	Over Limit	Remark
	MHz	dB	dB/m	dB	dBuV	dBuV/m	dBuV/m	dB	
1	2342.87	4.20	28.57	35.66	44.43	41.54	54.00	-12.46	Average
2	2390.00	4.25	28.76	35.64	44.04	41.41	54.00	-12.59	Average
3 q	2412.00	4.27	28.87	35.63	88.68	86.19	54.00	32.19	Average





Test Mode: 00; Polarity: Vertical; Modulation:802.11ax(Full RU0); Bandwidth:20MHz; Channel:Low

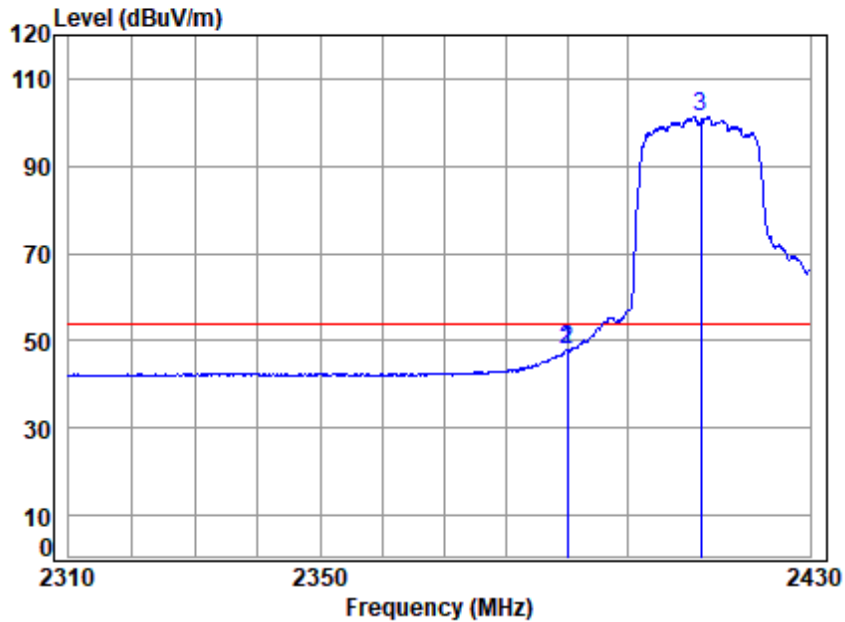


Site : chamber  
 Condition: 3m VERTICAL  
 Job No : 01713AT/01714AT  
 Mode : 2412 Band edge  
 Note : 2.4G WIFI 11AX20

	Freq	Cable Loss	Ant Factor	Preamp Factor	Read Level	Level	Limit Line	Over Limit	Remark
	MHz	dB	dB/m	dB	dBuV	dBuV/m	dBuV/m	dB	
1	2388.76	4.25	28.76	35.64	64.76	62.13	74.00	-11.87	Peak
2	2390.00	4.25	28.76	35.64	63.59	60.96	74.00	-13.04	Peak
3 q	2412.00	4.27	28.87	35.63	118.42	115.93	74.00	41.93	Peak



Test Mode: 00; Polarity: Vertical; Modulation:802.11ax(Full RU0); Bandwidth:20MHz; Channel:Low

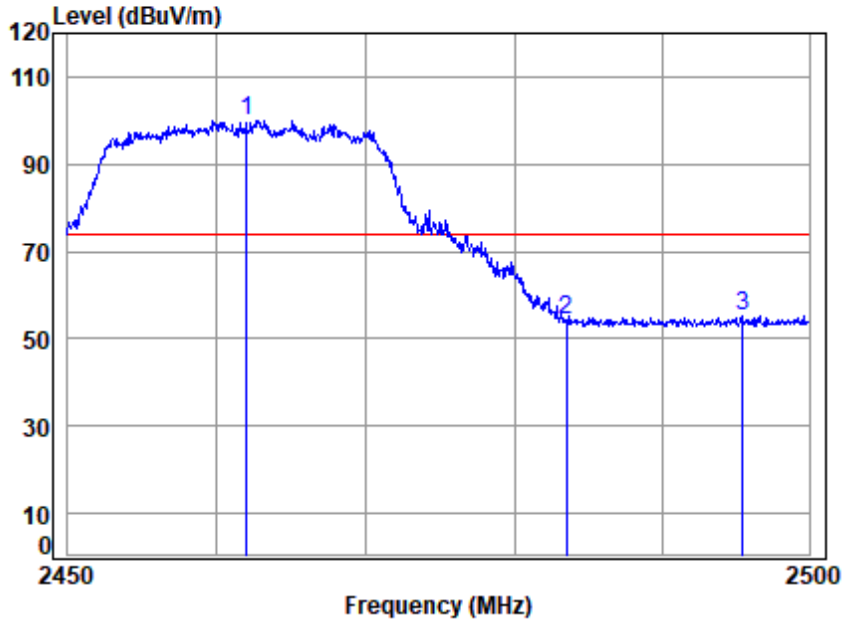


Site : chamber  
 Condition: 3m VERTICAL  
 Job No : 01713AT/01714AT  
 Mode : 2412 Band edge  
 Note : 2.4G WIFI 11AX20

		Cable	Ant	Preamp	Read	Limit	Over		
	Freq	Loss	Factor	Factor	Level	Line	Limit	Remark	
	MHz	dB	dB/m	dB	dBuV	dBuV/m	dBuV/m	dB	
1	2389.97	4.25	28.76	35.64	50.59	47.96	54.00	-6.04	Average
2	2390.00	4.25	28.76	35.64	50.59	47.96	54.00	-6.04	Average
3 q	2412.00	4.27	28.87	35.63	103.77	101.28	54.00	47.28	Average



Test Mode: 00; Polarity: Horizontal; Modulation:802.11ax(Full RU0); Bandwidth:20MHz; Channel:High

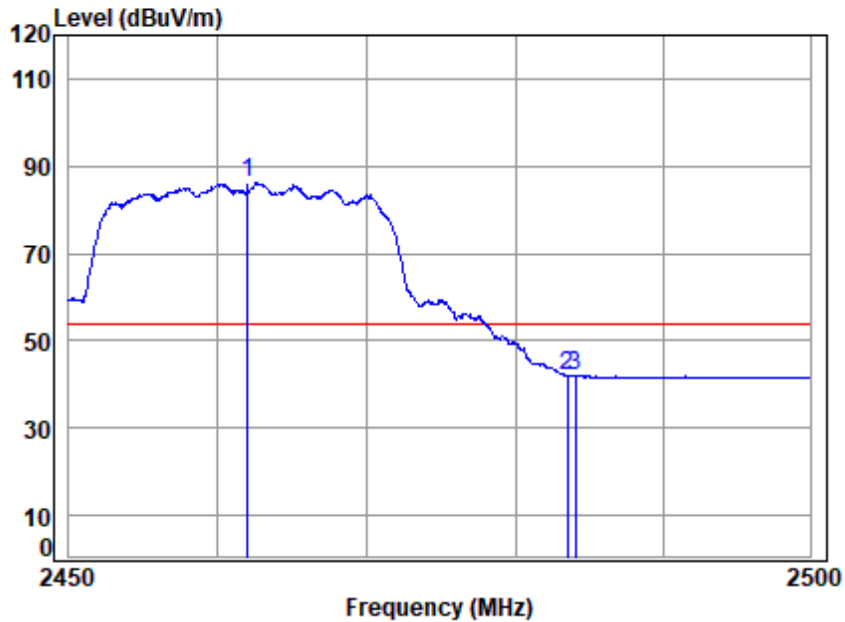


Site : chamber  
 Condition: 3m HORIZONTAL  
 Job No : 01713AT/01714AT  
 Mode : 2462 Band edge  
 Note : 2.4G WIFI 11AX20

		Cable	Ant	Preamp	Read	Limit	Over	
	Freq	Loss	Factor	Factor	Level	Line	Limit	Remark
	MHz	dB	dB/m	dB	dBuV	dBuV/m	dBuV/m	dB
1	q 2462.00	4.32	29.17	35.62	102.10	99.97	74.00	25.97 peak
2	2483.50	4.34	29.30	35.61	56.45	54.48	74.00	-19.52 peak
3	2495.51	4.36	29.37	35.60	57.04	55.17	74.00	-18.83 peak



Test Mode: 00; Polarity: Horizontal; Modulation:802.11ax(Full RU0); Bandwidth:20MHz; Channel:High



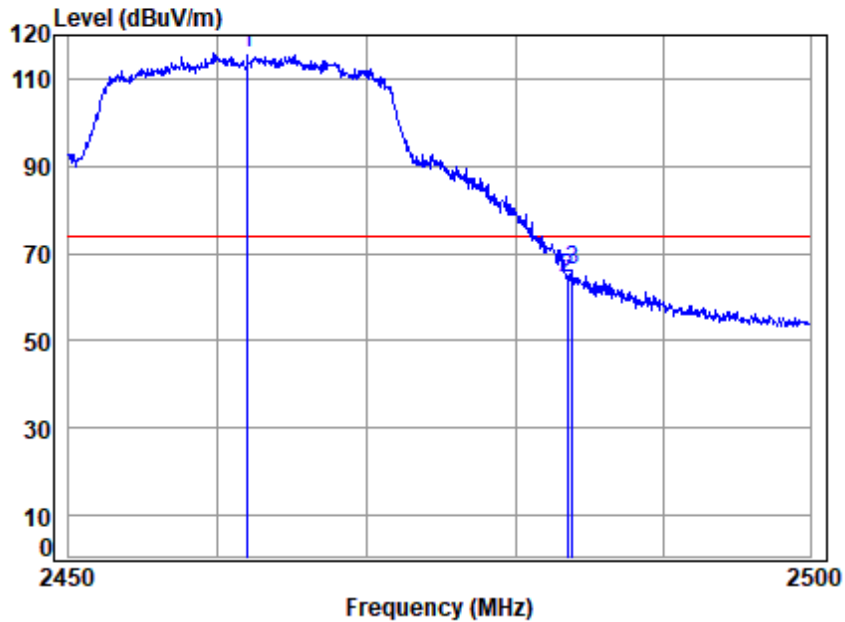
Site : chamber  
 Condition: 3m HORIZONTAL  
 Job No : 01713AT/01714AT  
 Mode : 2462 Band edge  
 Note : 2.4G WIFI 11AX20

		Cable	Ant	Preamp	Read	Limit	Over	
	Freq	Loss	Factor	Factor	Level	Level	Line	Limit Remark
	MHz	dB	dB/m	dB	dBuV	dBuV/m	dBuV/m	dB
1	q 2462.00	4.32	29.17	35.62	88.16	86.03	54.00	32.03 Average
2	2483.50	4.34	29.30	35.61	43.93	41.96	54.00	-12.04 Average
3	2484.04	4.34	29.30	35.61	43.96	41.99	54.00	-12.01 Average





Test Mode: 00; Polarity: Vertical; Modulation:802.11ax(Full RU0); Bandwidth:20MHz; Channel:High

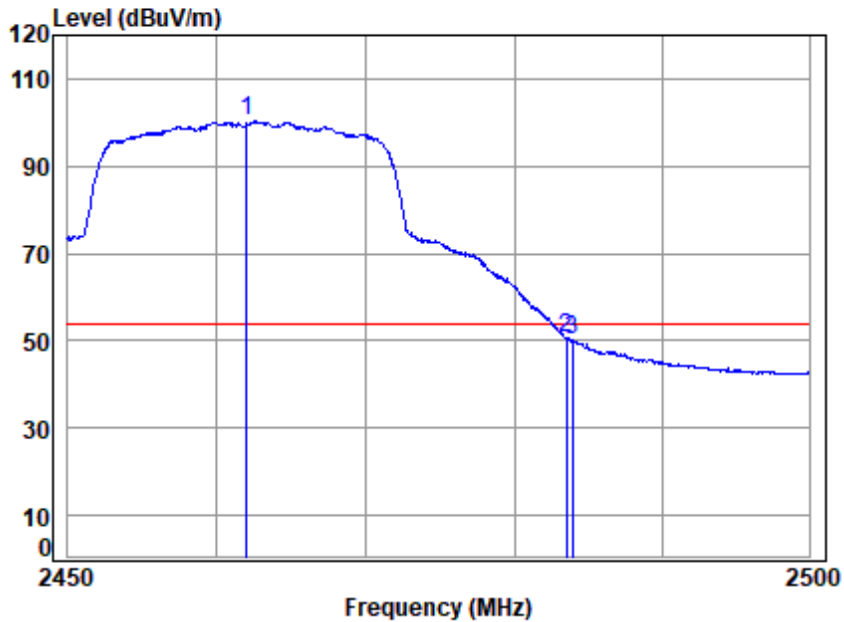


Site : chamber  
 Condition: 3m VERTICAL  
 Job No : 01713AT/01714AT  
 Mode : 2462 Band edge  
 Note : 2.4G WIFI 11AX20

		Cable	Ant	Preamp	Read	Limit	Over	
	Freq	Loss	Factor	Factor	Level	Level	Line	Limit Remark
	MHz	dB	dB/m	dB	dBuV	dBuV/m	dBuV/m	dB
1 q	2462.00	4.32	29.17	35.62	117.90	115.77	74.00	41.77 Peak
2	2483.50	4.34	29.30	35.61	66.43	64.46	74.00	-9.54 Peak
3	2483.84	4.34	29.30	35.61	68.01	66.04	74.00	-7.96 Peak



Test Mode: 00; Polarity: Vertical; Modulation:802.11ax(Full RU0); Bandwidth:20MHz; Channel:High

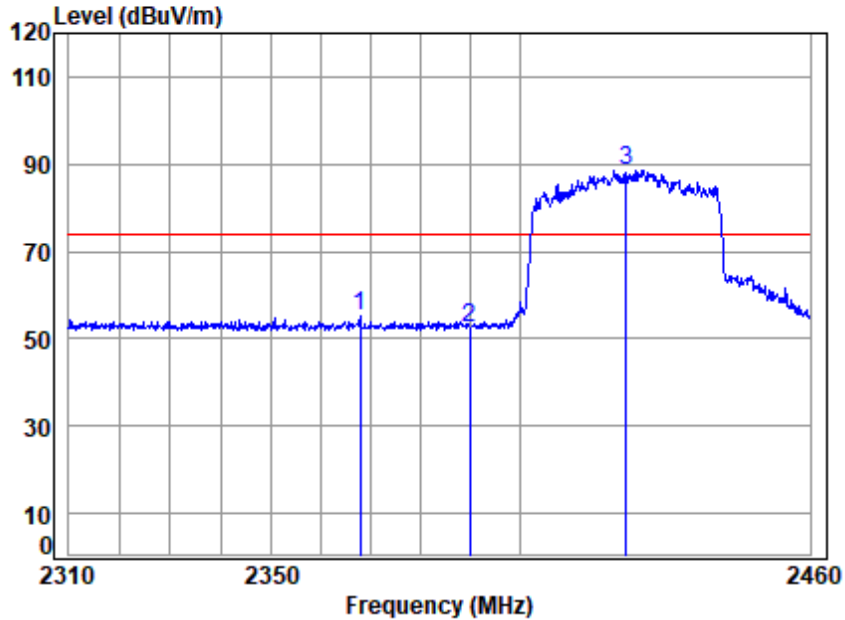


Site : chamber  
 Condition: 3m VERTICAL  
 Job No : 01713AT/01714AT  
 Mode : 2462 Band edge  
 Note : 2.4G WIFI 11AX20

		Cable	Ant	Preamp	Read	Limit	Over	
	Freq	Loss	Factor	Factor	Level	Line	Limit	Remark
	MHz	dB	dB/m	dB	dBuV	dBuV/m	dBuV/m	dB
1 q	2462.00	4.32	29.17	35.62	102.33	100.20	54.00	46.20 Average
2	2483.50	4.34	29.30	35.61	52.44	50.47	54.00	-3.53 Average
3	2483.94	4.34	29.30	35.61	52.37	50.40	54.00	-3.60 Average



Test Mode: 00; Polarity: Horizontal; Modulation:802.11ax(Full RU0); Bandwidth:40MHz; Channel:Low

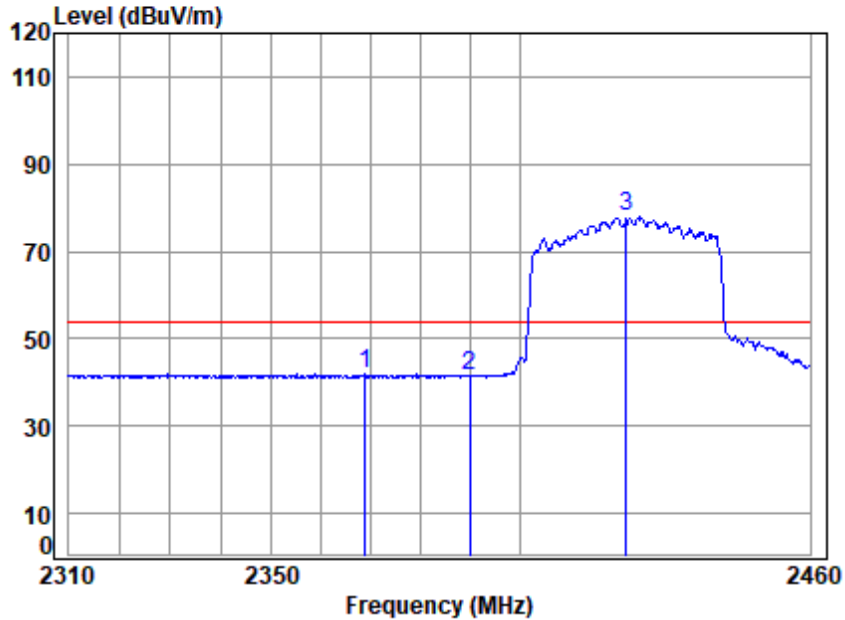


Site : chamber  
 Condition: 3m HORIZONTAL  
 Job No : 01713AT/01714AT  
 Mode : 2422 Band edge  
 Note : 2.4G WIFI 11AX40

		Cable	Ant	Preamp	Read	Limit	Over	
	Freq	Loss	Factor	Factor	Level	Line	Limit	Remark
	MHz	dB	dB/m	dB	dBuV	dBuV/m	dBuV/m	dB
1	2367.83	4.23	28.67	35.65	57.94	55.19	74.00	-18.81 peak
2	2390.00	4.25	28.76	35.64	55.10	52.47	74.00	-21.53 peak
3 q	2422.00	4.28	28.93	35.63	91.13	88.71	74.00	14.71 peak



Test Mode: 00; Polarity: Horizontal; Modulation:802.11ax(Full RU0); Bandwidth:40MHz; Channel:Low



Site : chamber  
 Condition: 3m HORIZONTAL  
 Job No : 01713AT/01714AT  
 Mode : 2422 Band edge  
 Note : 2.4G WIFI 11AX40

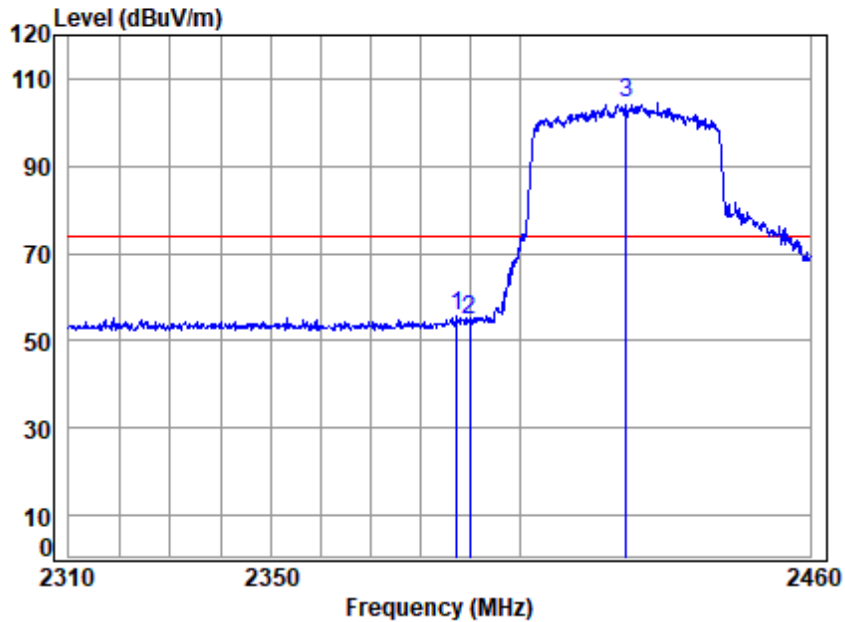
	Freq	Cable Loss	Ant Factor	Preamp Factor	Read Level	Limit Level	Over Limit	Remark
	MHz	dB	dB/m	dB	dBuV	dBuV/m	dBuV/m	dB
1	2368.87	4.23	28.68	35.65	44.59	41.85	54.00	-12.15 Average
2	2390.00	4.25	28.76	35.64	44.03	41.40	54.00	-12.60 Average
3 q	2422.00	4.28	28.93	35.63	80.23	77.81	54.00	23.81 Average



Unless otherwise agreed in writing, this document is issued by the Company subject to its General Conditions of Service printed overleaf, available on request or accessible at <https://www.sgs.com/en/Terms-and-Conditions>. Attention is drawn to the limitation of liability, indemnification and jurisdiction issues defined therein. Any holder of this document is advised that information contained hereon reflects the Company's findings at the time of its intervention only and within the limits of Client's instructions, if any. The Company's sole responsibility is to its Client and this document does not exonerate parties to a transaction from exercising all their rights and obligations under the transaction documents. This document cannot be reproduced except in full, without prior written approval of the Company. Any unauthorized alteration, forgery or falsification of the content or appearance of this document is unlawful and offenders may be prosecuted to the fullest extent of the law. Unless otherwise stated the results shown in this test report refer only to the sample(s) tested and such sample(s) are retained for 30 days only.



Test Mode: 00; Polarity: Vertical; Modulation:802.11ax(Full RU0); Bandwidth:40MHz; Channel:Low

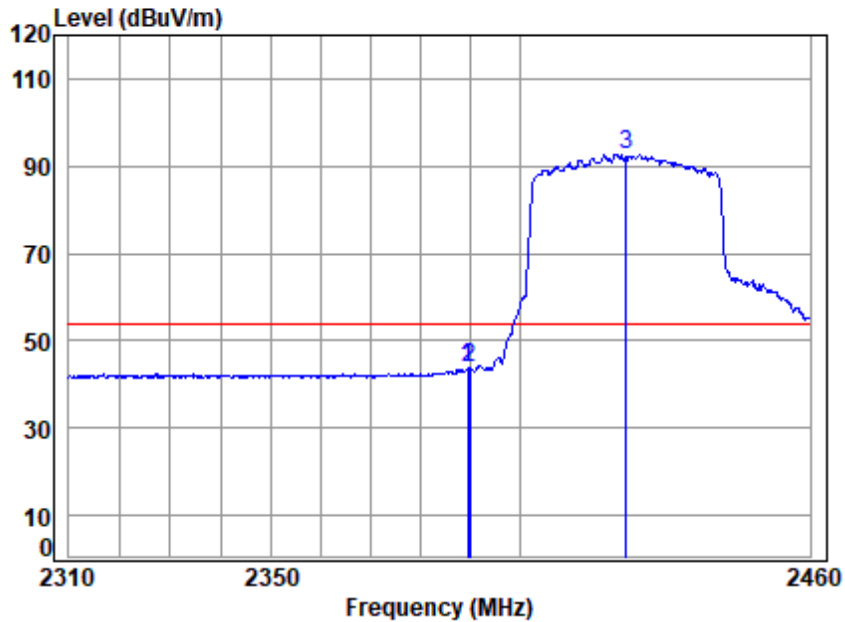


Site : chamber  
 Condition: 3m VERTICAL  
 Job No : 01713AT/01714AT  
 Mode : 2422 Band edge  
 Note : 2.4G WIFI 11AX40

	Freq	Cable Loss	Ant Factor	Preamp Factor	Read Level	Limit Level	Over Line	Over Limit	Remark
	MHz	dB	dB/m	dB	dBuV	dBuV/m	dBuV/m	dB	
1	2387.27	4.25	28.75	35.64	58.21	55.57	74.00	-18.43	Peak
2	2390.00	4.25	28.76	35.64	57.55	54.92	74.00	-19.08	Peak
3 q	2422.00	4.28	28.93	35.63	107.10	104.68	74.00	30.68	Peak



Test Mode: 00; Polarity: Vertical; Modulation:802.11ax(Full RU0); Bandwidth:40MHz; Channel:Low

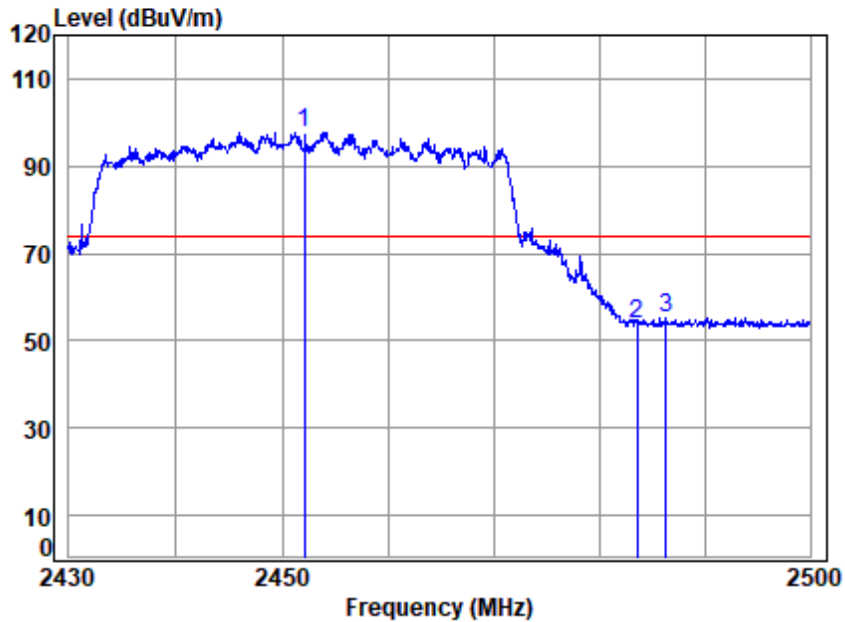


Site : chamber  
 Condition: 3m VERTICAL  
 Job No : 01713AT/01714AT  
 Mode : 2422 Band edge  
 Note : 2.4G WIFI 11AX40

	Freq	Cable Loss	Ant Factor	Preamp Factor	Read Level	Limit Level	Over Line	Over Limit	Remark
	MHz	dB	dB/m	dB	dBuV	dBuV/m	dBuV/m	dB	
1	2389.53	4.25	28.76	35.64	46.32	43.69	54.00	-10.31	Average
2	2390.00	4.25	28.76	35.64	46.24	43.61	54.00	-10.39	Average
3 q	2422.00	4.28	28.93	35.63	95.13	92.71	54.00	38.71	Average



Test Mode: 00; Polarity: Horizontal; Modulation:802.11ax(Full RU0); Bandwidth:40MHz; Channel:High

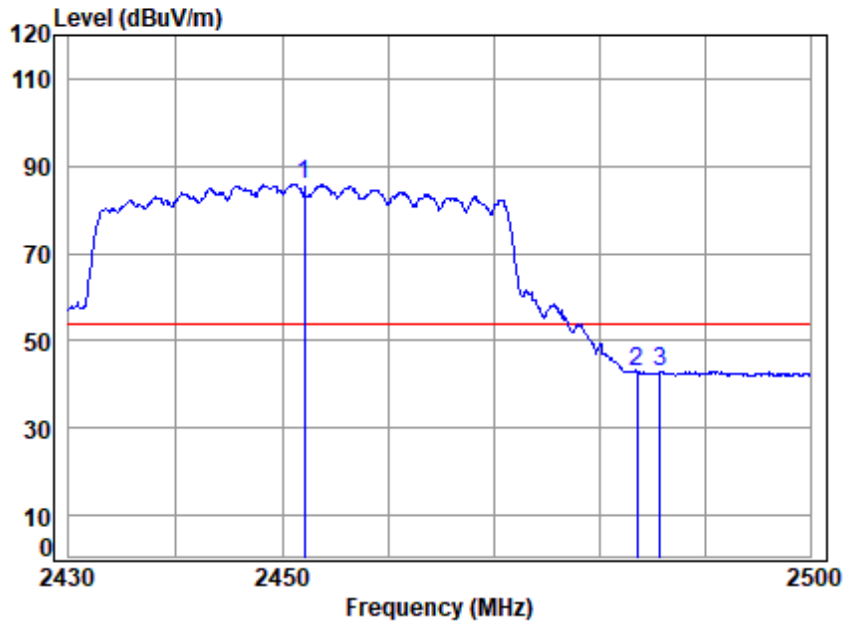


Site : chamber  
 Condition: 3m HORIZONTAL  
 Job No : 01713AT/01714AT  
 Mode : 2452 Band edge  
 Note : 2.4G WIFI 11AX40

		Cable	Ant	Preamp	Read	Limit	Over	
	Freq	Loss	Factor	Factor	Level	Line	Limit	Remark
	MHz	dB	dB/m	dB	dBuV	dBuV/m	dBuV/m	dB
1 q	2452.00	4.31	29.11	35.62	100.04	97.84	74.00	23.84 peak
2	2483.50	4.34	29.30	35.61	55.62	53.65	74.00	-20.35 peak
3	2486.26	4.35	29.32	35.61	57.10	55.16	74.00	-18.84 peak



Test Mode: 00; Polarity: Horizontal; Modulation:802.11ax(Full RU0); Bandwidth:40MHz; Channel:High



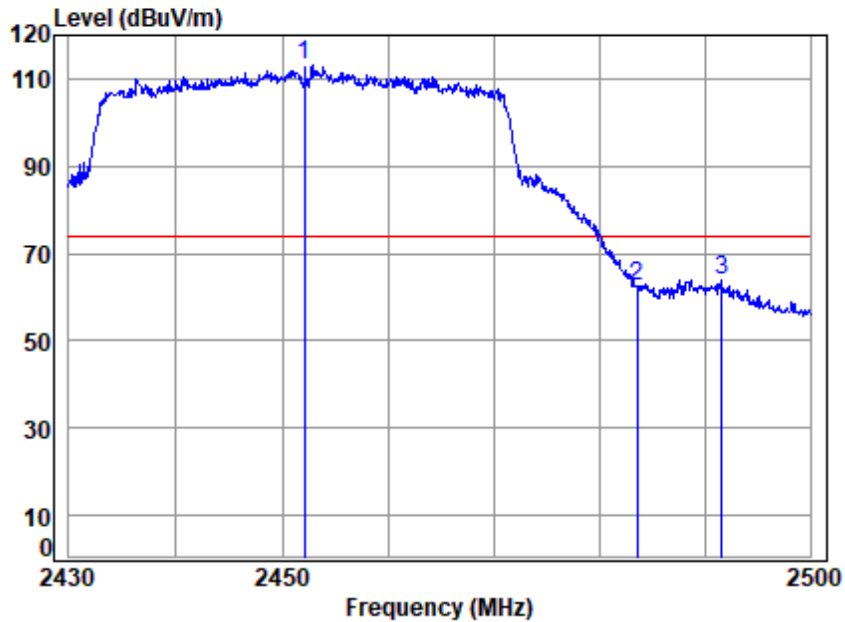
Site : chamber  
 Condition: 3m HORIZONTAL  
 Job No : 01713AT/01714AT  
 Mode : 2452 Band edge  
 Note : 2.4G WIFI 11AX40

		Cable	Ant	Preamp	Read	Limit	Over	
	Freq	Loss	Factor	Factor	Level	Line	Limit	Remark
	MHz	dB	dB/m	dB	dBuV	dBuV/m	dBuV/m	dB
1 q	2452.00	4.31	29.11	35.62	88.11	85.91	54.00	31.91 Average
2	2483.50	4.34	29.30	35.61	44.70	42.73	54.00	-11.27 Average
3	2485.63	4.35	29.31	35.61	44.81	42.86	54.00	-11.14 Average





Test Mode: 00; Polarity: Vertical; Modulation:802.11ax(Full RU0); Bandwidth:40MHz; Channel:High



Site : chamber  
 Condition: 3m VERTICAL  
 Job No : 01713AT/01714AT  
 Mode : 2452 Band edge  
 Note : 2.4G WIFI 11AX40

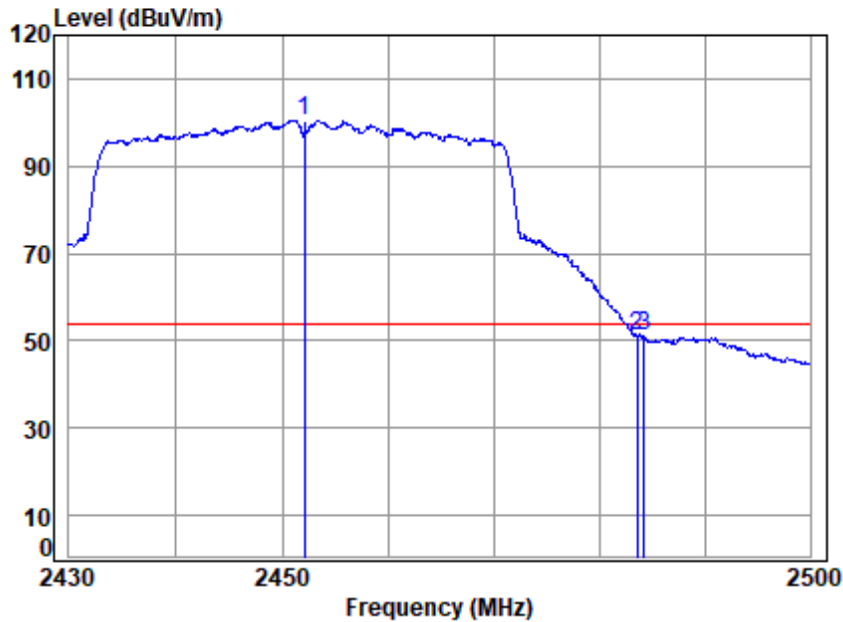
		Cable	Ant	Preamp	Read	Limit	Over	
	Freq	Loss	Factor	Factor	Level	Line	Limit	Remark
	MHz	dB	dB/m	dB	dBuV	dBuV/m	dBuV/m	dB
1 q	2452.00	4.31	29.11	35.62	115.13	112.93	74.00	38.93 Peak
2	2483.50	4.34	29.30	35.61	64.45	62.48	74.00	-11.52 Peak
3	2491.57	4.35	29.35	35.61	65.99	64.08	74.00	-9.92 Peak



Unless otherwise agreed in writing, this document is issued by the Company subject to its General Conditions of Service printed overleaf, available on request or accessible at <https://www.sgs.com/en/Terms-and-Conditions>. Attention is drawn to the limitation of liability, indemnification and jurisdiction issues defined therein. Any holder of this document is advised that information contained hereon reflects the Company's findings at the time of its intervention only and within the limits of Client's instructions, if any. The Company's sole responsibility is to its Client and this document does not exonerate parties to a transaction from exercising all their rights and obligations under the transaction documents. This document cannot be reproduced except in full, without prior written approval of the Company. Any unauthorized alteration, forgery or falsification of the content or appearance of this document is unlawful and offenders may be prosecuted to the fullest extent of the law. Unless otherwise stated the results shown in this test report refer only to the sample(s) tested and such sample(s) are retained for 30 days only.

Attention: To check the authenticity of testing /inspection report & certificate, please contact us at telephone: (86-755) 8307 1443, or email: CN.Doccheck@sgs.com  
 No.1 Workshop, M-10, Middle Section, Science & Technology Park, Nanshan District, Shenzhen, Guangdong, China 518057 t (86-755) 26012053 f (86-755) 26710594 www.sgs.com.cn  
 中国·广东·深圳市南山区科技园中区M-10栋1号厂房 邮编: 518057 t (86-755) 26012053 f (86-755) 26710594 sgs.china@sgs.com

Test Mode: 00; Polarity: Horizontal; Modulation:802.11ax(Full RU0); Bandwidth:40MHz; Channel:High



Site : chamber  
 Condition: 3m VERTICAL  
 Job No : 01713AT/01714AT  
 Mode : 2452 Band edge  
 Note : 2.4G WIFI 11AX40

		Cable	Ant	Preamp	Read	Limit	Over		
	Freq	Loss	Factor	Factor	Level	Line	Limit	Remark	
	MHz	dB	dB/m	dB	dBuV	dBuV/m	dBuV/m	dB	
1 q	2452.00	4.31	29.11	35.62	102.79	100.59	54.00	46.59	Average
2	2483.50	4.34	29.30	35.61	52.93	50.96	54.00	-3.04	Average
3	2484.15	4.34	29.31	35.61	52.94	50.98	54.00	-3.02	Average



Unless otherwise agreed in writing, this document is issued by the Company subject to its General Conditions of Service printed overleaf, available on request or accessible at <https://www.sgs.com/en/Terms-and-Conditions>. Attention is drawn to the limitation of liability, indemnification and jurisdiction issues defined therein. Any holder of this document is advised that information contained hereon reflects the Company's findings at the time of its intervention only and within the limits of Client's instructions, if any. The Company's sole responsibility is to its Client and this document does not exonerate parties to a transaction from exercising all their rights and obligations under the transaction documents. This document cannot be reproduced except in full, without prior written approval of the Company. Any unauthorized alteration, forgery or falsification of the content or appearance of this document is unlawful and offenders may be prosecuted to the fullest extent of the law. Unless otherwise stated the results shown in this test report refer only to the sample(s) tested and such sample(s) are retained for 30 days only.

Attention: To check the authenticity of testing /inspection report & certificate, please contact us at telephone: (86-755) 8307 1443, or email: CN.Doccheck@sgs.com  
 No.1 Workshop, M-10, Middle Section, Science & Technology Park, Nanshan District, Shenzhen, Guangdong, China 518057 t (86-755) 26012053 f (86-755) 26710594 www.sgs.com.cn  
 中国·广东·深圳市南山区科技园中区M-10栋1号厂房 邮编: 518057 t (86-755) 26012053 f (86-755) 26710594 sgs.china@sgs.com

**7.8 Radiated Spurious Emissions Below 1GHz**

Test Requirement 47 CFR Part 15, Subpart C 15.205 & 15.209

Test Method: ANSI C63.10 (2013) Section 6.4,6.5

Measurement Distance: 3m

Limit:

Frequency(MHz)	Field strength(microvolts/meter)	Measurement distance(meters)
0.009-0.490	2400/F(kHz)	300
0.490-1.705	24000/F(kHz)	30
1.705-30.0	30	30
30-88	100	3
88-216	150	3
216-960	200	3
960-1000	500	3

**7.8.1 E.U.T. Operation**

Operating Environment:

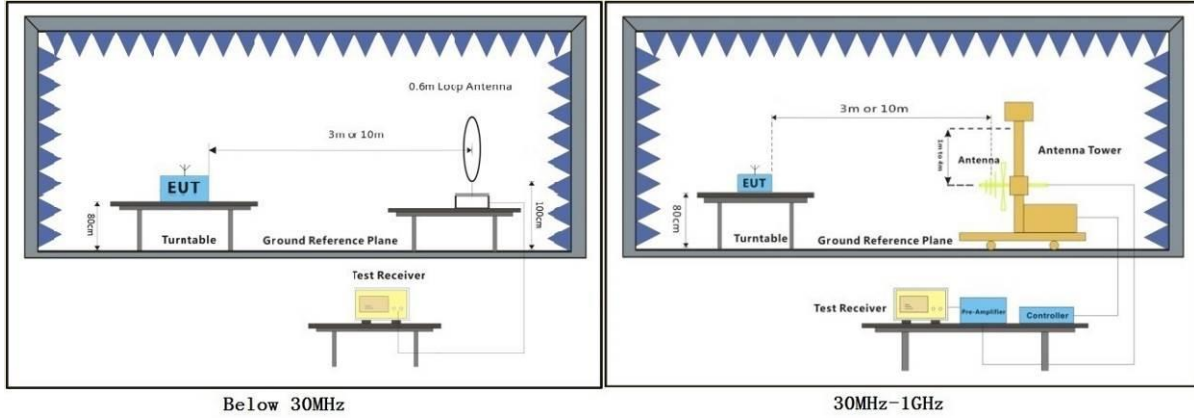
Temperature: 22.1 °C Humidity: 41.2 % RH Atmospheric Pressure: 1005 mbar

**7.8.2 Test Mode Description**

Pre-scan / Final test	Mode Code	Description
Final test	00	TX mode_Keep the EUT in continuously transmitting mode with all modulation types. All data rates for each modulation type have been tested and found the data rate @ 1Mbps is the worst case of IEEE 802.11b; data rate @ 6Mbps is the worst case of IEEE 802.11g; data rate @ 6.5Mbps is the worst case of IEEE 802.11n(HT20); data rate @ 13.5Mbps is the worst case of IEEE 802.11n(HT40);; data rate @ MCS0 is the worst case of IEEE 802.11ac/ax 20/40. final test modes are considering the modulation and worse data rates. Only the data of worst case is recorded in the report.



### 7.8.3 Test Setup Diagram





### 7.8.4 Measurement Procedure and Data

- a. For below 1GHz, the EUT was placed on the top of a rotating table 0.8 meters above the ground at a 3 or 10 meter semi-anechoic chamber. The table was rotated 360 degrees to determine the position of the highest radiation.
- b. The EUT was set 3 or 10 meters away from the interference-receiving antenna, which was mounted on the top of a variable-height antenna tower.
- c. The antenna height is varied from one meter to four meters above the ground to determine the maximum value of the field strength. Both horizontal and vertical polarizations of the antenna are set to make the measurement.
- d. For each suspected emission, the EUT was arranged to its worst case and then the antenna was tuned to heights from 1 meter to 4 meters (for the test frequency of below 30MHz, the antenna was tuned to heights 1 meter) and the rotatable table was turned from 0 degrees to 360 degrees to find the maximum reading.
- e. The test-receiver system was set to Peak Detect Function and Specified Bandwidth with Maximum Hold Mode.
- f. If the emission level of the EUT in peak mode was 10dB lower than the limit specified, then testing could be stopped and the peak values of the EUT would be reported. Otherwise the emissions that did not have 10dB margin would be re-tested one by one using quasi-peak method as specified and then reported in a data sheet.
- g. Test the EUT in the lowest channel, the middle channel, the Highest channel.
- h. The radiation measurements are performed in X, Y, Z axis positioning for Transmitting mode, and found the X axis positioning which it is the worst case.
- i. Repeat above procedures until all frequencies measured was complete.

Remark:

1) Through pre-scan found the worst case is the lowest channel. Only the worst case is recorded in the report.

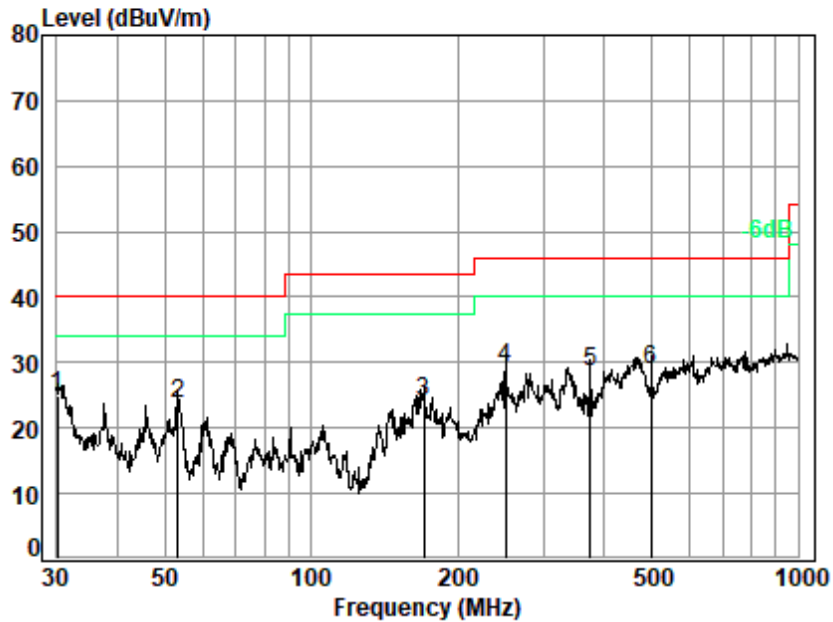
2) The field strength is calculated by adding the Antenna Factor, Cable Factor & Preamplifier. The basic equation with a sample calculation is as follows:

Final Test Level = Receiver Reading + Antenna Factor + Cable Factor - Preamplifier Factor

3) Scan from 9kHz to 1 GHz, the disturbance below 30MHz was very low. The points marked on above plots are the highest emissions could be found when testing, so only above points had been displayed. The amplitude of spurious emissions from the radiator which are attenuated more than 20dB below the limit need not be reported.



Test Mode: 00; Polarity: Horizontal; Modulation:802.11b; Bandwidth:20MHz; Channel:Low

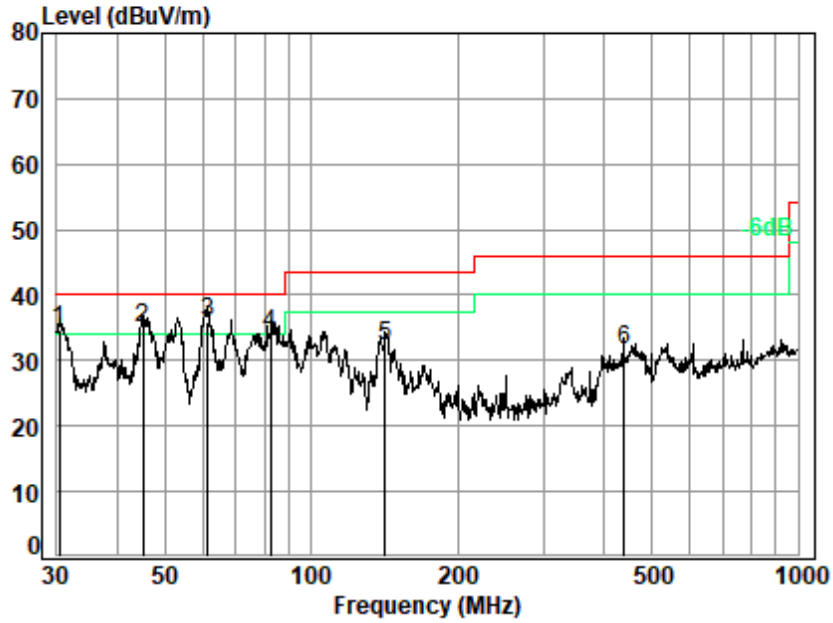


Site : chamber  
 Condition: 3m HORIZONTAL  
 Job No. : 01713AT  
 Test Mode: 00

	Ant	Cable	Preamp	Read	Limit	Over			
	Freq	Factor	Loss	Factor	Level	Level	Line	Limit	Remark
	MHz	dB/m	dB	dB	dBuV	dBuV/m	dBuV/m	dB	
1 q	30.11	21.40	0.63	27.23	30.12	24.92	40.00	-15.08	QP
2	53.32	12.10	0.81	27.16	37.84	23.59	40.00	-16.41	QP
3	170.19	14.14	1.53	26.72	35.08	24.03	43.50	-19.47	QP
4	250.30	17.86	1.91	26.40	35.94	29.31	46.00	-16.69	QP
5	374.62	21.37	2.39	26.42	31.13	28.47	46.00	-17.53	QP
6	499.42	23.08	2.81	26.80	29.87	28.96	46.00	-17.04	QP



Test Mode: 00; Polarity: Vertical; Modulation:802.11b; Bandwidth:20MHz; Channel:Low



Site : chamber  
 Condition: 3m VERTICAL  
 Job No. : 01713AT  
 Test Mode: 00

	Ant Freq	Cable Factor	Preamp Loss	Read Level	Limit Level	Over Line	Remark
	MHz	dB/m	dB	dBuV	dBuV/m	dBuV/m	dB
1	30.32	21.27	0.63	27.23	39.93	40.00	-5.40 QP
2	45.22	13.55	0.73	27.18	47.80	40.00	-5.10 QP
3 q	61.35	11.06	0.86	27.13	51.08	40.00	-4.13 QP
4	82.65	10.99	1.03	27.06	49.13	40.00	-5.91 QP
5	141.83	12.02	1.37	26.83	45.74	43.50	-11.20 QP
6	438.66	21.26	2.61	26.62	34.32	46.00	-14.43 QP



Unless otherwise agreed in writing, this document is issued by the Company subject to its General Conditions of Service printed overleaf, available on request or accessible at <https://www.sgs.com/en/Terms-and-Conditions>. Attention is drawn to the limitation of liability, indemnification and jurisdiction issues defined therein. Any holder of this document is advised that information contained hereon reflects the Company's findings at the time of its intervention only and within the limits of Client's instructions, if any. The Company's sole responsibility is to its Client and this document does not exonerate parties to a transaction from exercising all their rights and obligations under the transaction documents. This document cannot be reproduced except in full, without prior written approval of the Company. Any unauthorized alteration, forgery or falsification of the content or appearance of this document is unlawful and offenders may be prosecuted to the fullest extent of the law. Unless otherwise stated the results shown in this test report refer only to the sample(s) tested and such sample(s) are retained for 30 days only.

Attention: To check the authenticity of testing /inspection report & certificate, please contact us at telephone: (86-755) 8307 1443, or email: CN.Doccheck@sgs.com

**7.9 Radiated Spurious Emissions Above 1GHz**

Test Requirement 47 CFR Part 15, Subpart C 15.205 & 15.209

Test Method: ANSI C63.10 (2013) Section 6.6

Measurement Distance: 3m

Limit:

Frequency(MHz)	Field strength(microvolts/meter)	Measurement distance(meters)
Above 1000	500	3

**7.9.1 E.U.T. Operation**

Operating Environment:

Temperature: 22.4 °C

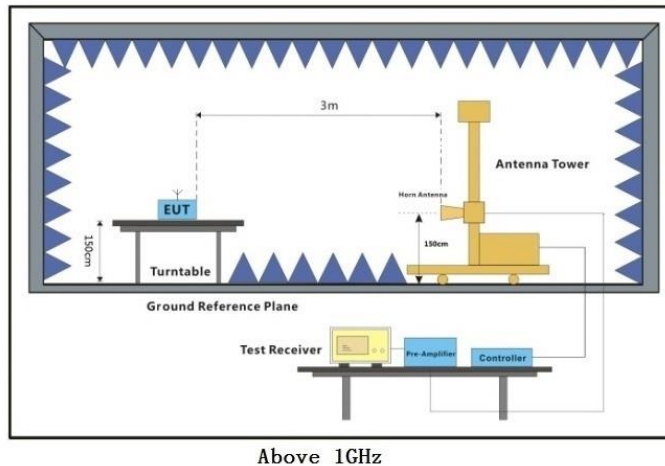
Humidity: 59.1 % RH

Atmospheric Pressure: 1005 mbar

**7.9.2 Test Mode Description**

Pre-scan / Final test	Mode Code	Description
Final test	00	TX mode_Keep the EUT in continuously transmitting mode with all modulation types. All data rates for each modulation type have been tested and found the data rate @ 1Mbps is the worst case of IEEE 802.11b; data rate @ 6Mbps is the worst case of IEEE 802.11g; data rate @ 6.5Mbps is the worst case of IEEE 802.11n(HT20); data rate @ 13.5Mbps is the worst case of IEEE 802.11n(HT40);; data rate @ MCS0 is the worst case of IEEE 802.11ac/ax 20/40. final test modes are considering the modulation and worse data rates. Only the data of worst case is recorded in the report.

**7.9.3 Test Setup Diagram**



Unless otherwise agreed in writing, this document is issued by the Company subject to its General Conditions of Service printed overleaf, available on request or accessible at <https://www.sgs.com/en/Terms-and-Conditions>. Attention is drawn to the limitation of liability, indemnification and jurisdiction issues defined therein. Any holder of this document is advised that information contained hereon reflects the Company's findings at the time of its intervention only and within the limits of Client's instructions, if any. The Company's sole responsibility is to its Client and this document does not exonerate parties to a transaction from exercising all their rights and obligations under the transaction documents. This document cannot be reproduced except in full, without prior written approval of the Company. Any unauthorized alteration, forgery or falsification of the content or appearance of this document is unlawful and offenders may be prosecuted to the fullest extent of the law. Unless otherwise stated the results shown in this test report refer only to the sample(s) tested and such sample(s) are retained for 30 days only.



**7.9.4 Measurement Procedure and Data**

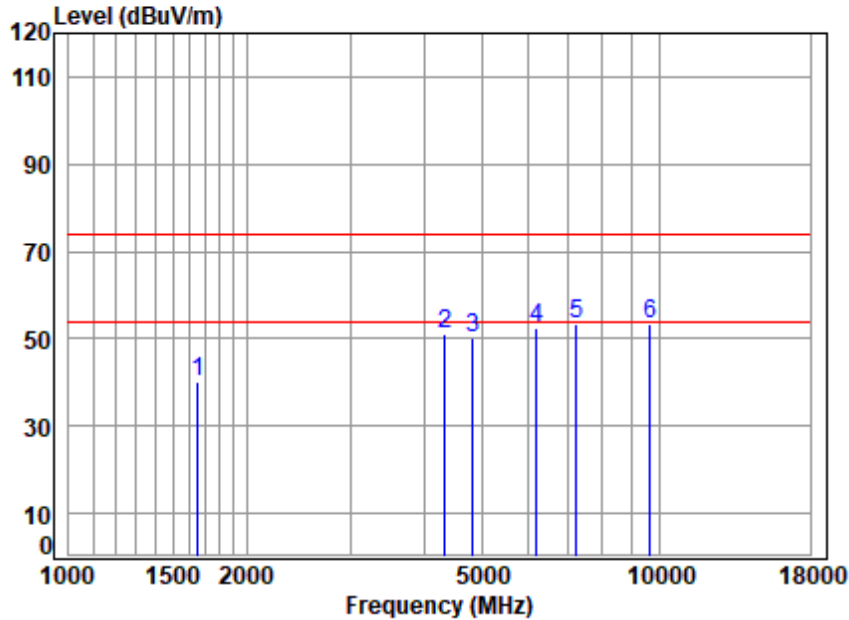
- a. For above 1GHz, the EUT was placed on the top of a rotating table 1.5 meters above the ground at a 3 meter fully-anechoic chamber. The table was rotated 360 degrees to determine the position of the highest radiation.
- b. The EUT was set 3 meters away from the interference-receiving antenna, which was mounted on the top of a variable-height antenna tower.
- c. The antenna height is varied from one meter to four meters above the ground to determine the maximum value of the field strength. Both horizontal and vertical polarizations of the antenna are set to make the measurement.
- d. For each suspected emission, the EUT was arranged to its worst case and then the antenna was tuned to heights from 1 meter to 4 meters (for the test frequency of below 30MHz, the antenna was tuned to heights 1 meter) and the rotatable table was turned from 0 degrees to 360 degrees to find the maximum reading.
- e. The test-receiver system was set to Peak Detect Function and Specified Bandwidth with Maximum Hold Mode.
- f. If the emission level of the EUT in peak mode was 10dB lower than the limit specified, then testing could be stopped and the peak values of the EUT would be reported. Otherwise the emissions that did not have 10dB margin would be re-tested one by one using peak or average method as specified and then reported in a data sheet.
- g. Test the EUT in the lowest channel, the middle channel, the Highest channel.
- h. The radiation measurements are performed in X, Y, Z axis positioning for Transmitting mode, and found the X axis positioning which it is the worst case.
- i. Repeat above procedures until all frequencies measured was complete.

Remark:

- 1. Level= Read Level+ Cable Loss+ Antenna Factor- Preamp Factor
- 2. Scan from 1GHz to 25GHz, the disturbance above 18GHz was very low. The points marked on above plots are the highest emissions could be found when testing, so only above points had been displayed. The amplitude of spurious emissions from the radiator which are attenuated more than 20dB below the limit need not be reported.
- 3. As shown in this section, for frequencies above 1GHz, the field strength limits are based on average limits. However, the peak field strength of any emission shall not exceed the maximum permitted average limits specified above by more than 20 dB under any condition of modulation. For the emissions whose peak level is lower than the average limit, only the peak measurement is shown in the report.
- 4. For devices with multiple operating modes, measurements on the middle channel is used to determine the worst-case mode(s). Only the worst case mode with the highest output power and the mode with the highest output power spectral density for each modulation family (e.g., OFDM and direct sequence spread spectrum) is recorded in the test report.



Test Mode: 00; Polarity: Horizontal; Modulation:802.11b; Bandwidth:20MHz; Channel:Low

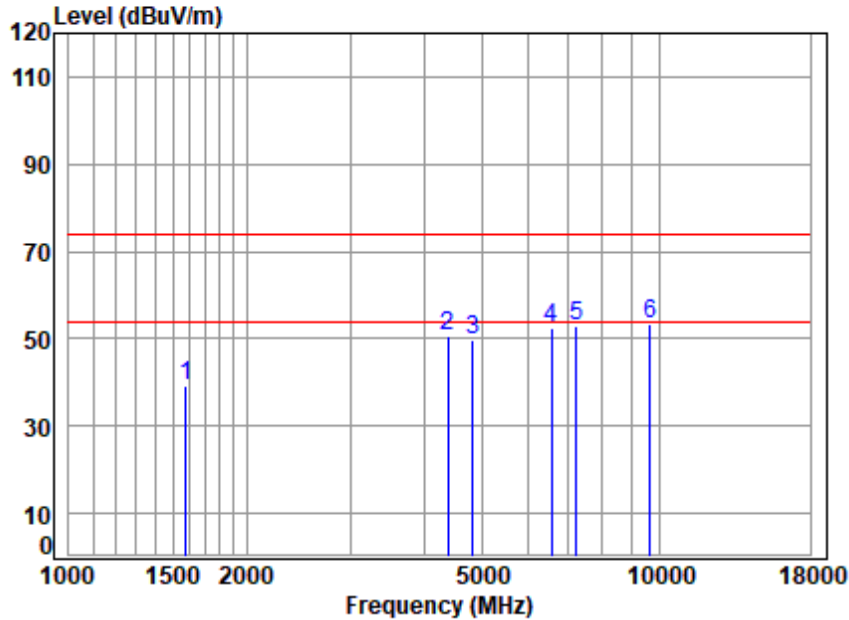


Site : chamber  
 Condition: 3m HORIZONTAL  
 Job No : 01713AT/01714AT  
 Mode : 2412 TX RSE  
 : 24G WIFI 11B

	Freq	Cable Loss	Ant Factor	Preamp Factor	Read Level	Level	Limit Line	Over Limit	Remark
	MHz	dB	dB/m	dB	dBuV	dBuV/m	dBuV/m	dB	
1	1653.55	3.43	26.71	36.51	46.68	40.31	74.00	-33.69	peak
2	4329.35	6.61	33.60	34.56	45.45	51.10	74.00	-22.90	peak
3	4824.00	7.06	33.90	34.88	43.95	50.03	74.00	-23.97	peak
4	6195.51	8.19	35.20	35.22	44.52	52.69	74.00	-21.31	peak
5 q	7236.00	8.54	35.80	35.95	45.03	53.42	74.00	-20.58	peak
6	9648.00	10.41	37.10	35.55	41.40	53.36	74.00	-20.64	peak



Test Mode: 00; Polarity: Vertical; Modulation:802.11b; Bandwidth:20MHz; Channel:Low

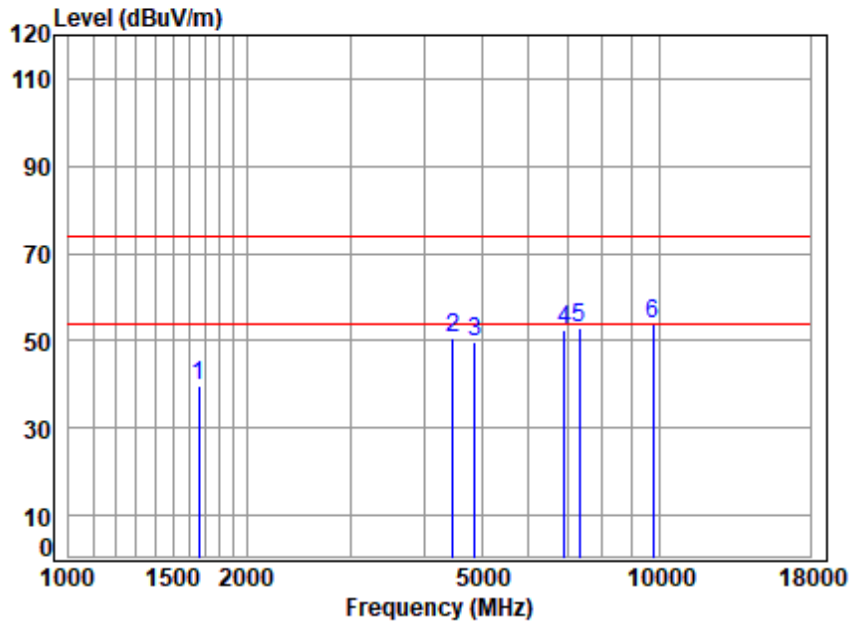


Site : chamber  
 Condition: 3m VERTICAL  
 Job No : 01713AT/01714AT  
 Mode : 2412 TX RSE  
 : 24G WIFI 11B

	Cable	Ant	Preamp	Read	Limit	Over		
Freq	Loss	Factor	Factor	Level	Level	Line	Limit	Remark
MHz	dB	dB/m	dB	dBuV	dBuV/m	dBuV/m	dB	
1	3.34	26.25	36.68	46.25	39.16	74.00	-34.84	peak
2	6.67	33.52	34.60	45.00	50.59	74.00	-23.41	peak
3	7.06	33.90	34.88	43.79	49.87	74.00	-24.13	peak
4	8.25	35.60	35.55	44.05	52.35	74.00	-21.65	peak
5	8.54	35.80	35.95	44.47	52.86	74.00	-21.14	peak
6 q	10.41	37.10	35.55	41.34	53.30	74.00	-20.70	peak



Test Mode: 00; Polarity: Horizontal; Modulation:802.11b; Bandwidth:20MHz; Channel:middle



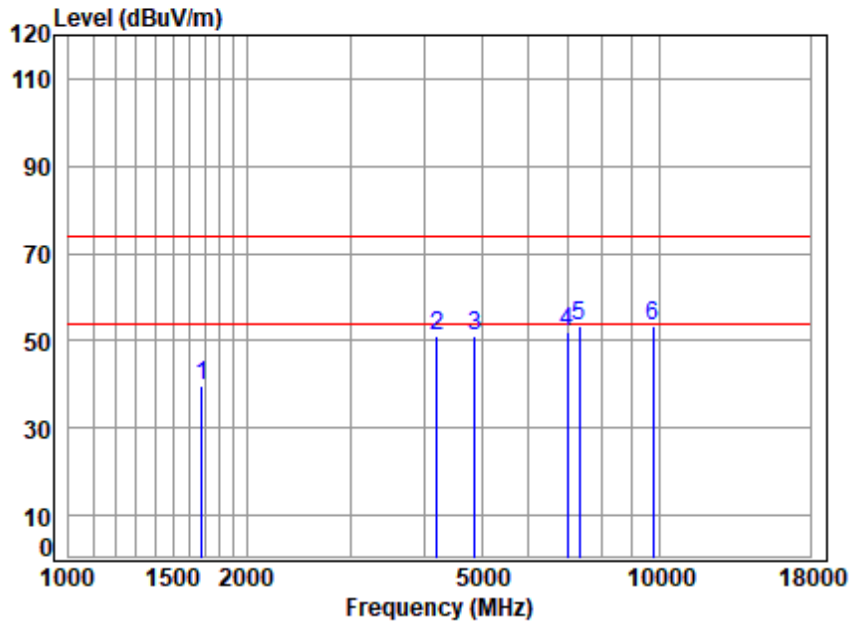
Site : chamber  
 Condition: 3m HORIZONTAL  
 Job No : 01713AT/01714AT  
 Mode : 2437 TX RSE  
 : 24G WIFI 11B

	Cable	Ant	Preamp	Read	Limit	Over		
Freq	Loss	Factor	Factor	Level	Level	Line	Limit	Remark
MHz	dB	dB/m	dB	dBuV	dBuV/m	dBuV/m	dB	
1	3.44	26.72	36.50	45.91	39.57	74.00	-34.43	peak
2	6.74	33.50	34.65	45.20	50.79	74.00	-23.21	peak
3	7.10	34.05	34.91	43.52	49.76	74.00	-24.24	peak
4	8.30	35.60	35.82	44.45	52.53	74.00	-21.47	peak
5	8.61	35.90	35.97	44.53	53.07	74.00	-20.93	peak
6 q	10.45	37.20	35.56	41.72	53.81	74.00	-20.19	peak





Test Mode: 00; Polarity: Vertical; Modulation:802.11b; Bandwidth:20MHz; Channel:middle

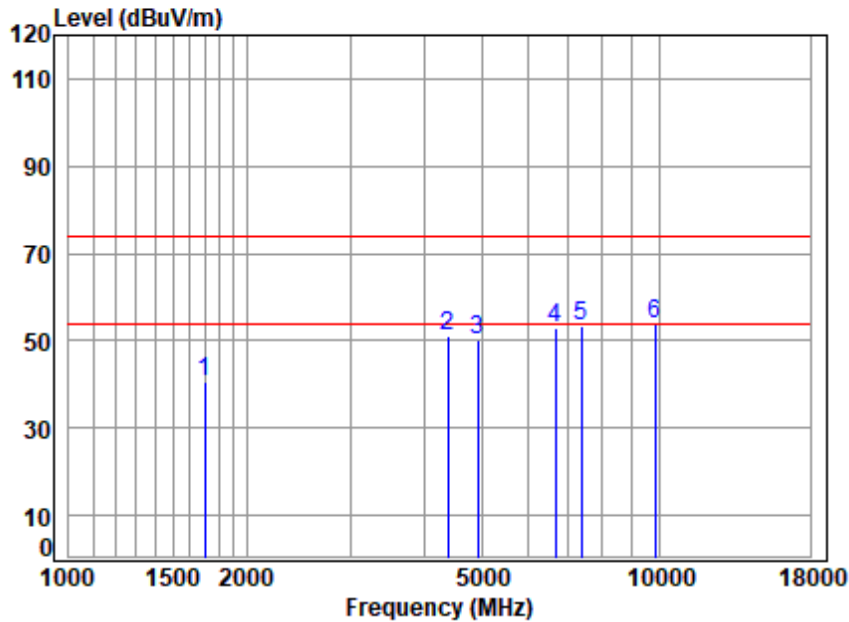


Site : chamber  
 Condition: 3m VERTICAL  
 Job No : 01713AT/01714AT  
 Mode : 2437 TX RSE  
 : 24G WIFI 11B

	Freq	Cable Loss	Ant Factor	Preamp Factor	Read Level	Level	Limit Line	Over Limit	Remark
	MHz	dB	dB/m	dB	dBuV	dBuV/m	dBuV/m	dB	
1	1682.48	3.47	26.77	36.44	45.74	39.54	74.00	-34.46	peak
2	4206.01	6.49	33.42	34.48	45.63	51.06	74.00	-22.94	peak
3	4874.00	7.10	34.05	34.91	44.99	51.23	74.00	-22.77	peak
4	6995.17	8.32	35.79	35.91	43.92	52.12	74.00	-21.88	peak
5 q	7311.00	8.61	35.90	35.97	45.00	53.54	74.00	-20.46	peak
6	9748.00	10.45	37.20	35.56	41.43	53.52	74.00	-20.48	peak



Test Mode: 00; Polarity: Horizontal; Modulation:802.11b; Bandwidth:20MHz; Channel:High

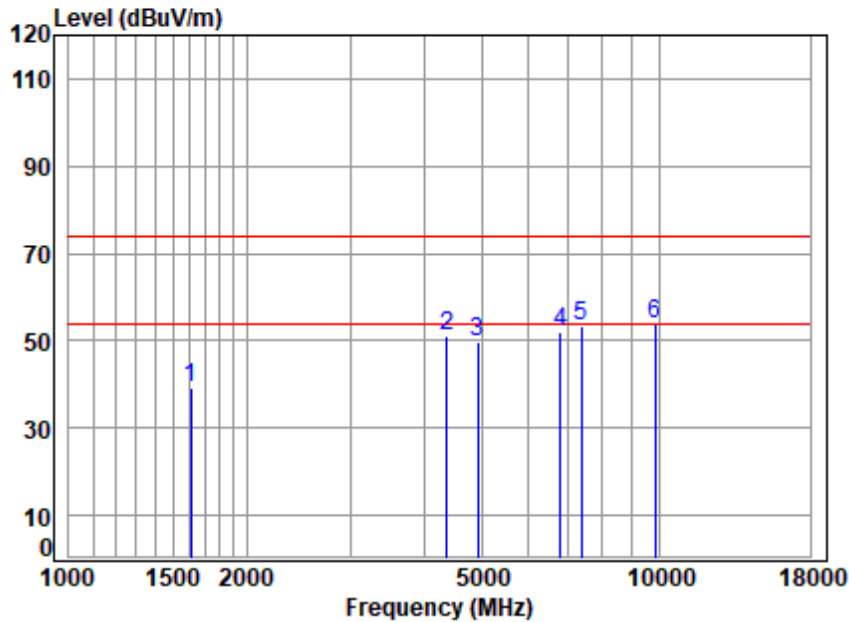


Site : chamber  
 Condition: 3m HORIZONTAL  
 Job No : 01713AT/01714AT  
 Mode : 2462 TX RSE  
 : 24G WIFI 11B

	Cable	Ant	Preamp	Read	Limit	Over		
Freq	Loss	Factor	Factor	Level	Level	Line	Limit	Remark
MHz	dB	dB/m	dB	dBuV	dBuV/m	dBuV/m	dB	
1	1702.04	3.49	26.80	36.40	46.65	40.54	74.00	-33.46 peak
2	4392.38	6.67	33.52	34.60	45.68	51.27	74.00	-22.73 peak
3	4924.00	7.15	34.15	34.94	43.82	50.18	74.00	-23.82 peak
4	6659.76	8.27	35.60	35.63	44.89	53.13	74.00	-20.87 peak
5	7386.00	8.68	35.90	35.98	44.79	53.39	74.00	-20.61 peak
6 q	9848.00	10.49	37.30	35.57	41.48	53.70	74.00	-20.30 peak



Test Mode: 00; Polarity: Vertical; Modulation:802.11b; Bandwidth:20MHz; Channel:High

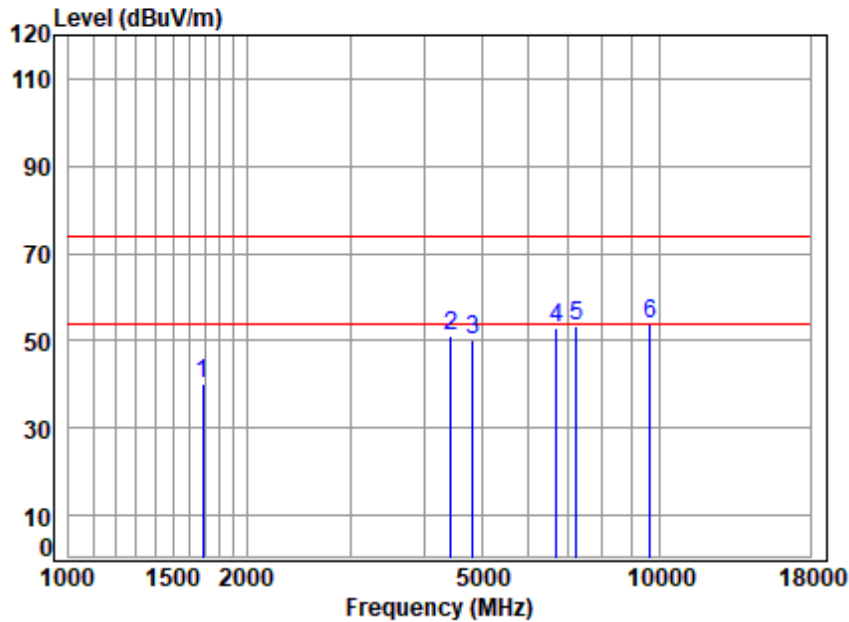


Site : chamber  
 Condition: 3m VERTICAL  
 Job No : 01713AT/01714AT  
 Mode : 2462 TX RSE  
 : 24G WIFI 11B

	Freq	Cable Loss	Ant Factor	Preamp Factor	Read Level	Level	Limit Line	Over Limit	Remark
	MHz	dB	dB/m	dB	dBuV	dBuV/m	dBuV/m	dB	
1	1611.09	3.38	26.54	36.60	46.10	39.42	74.00	-34.58	peak
2	4367.06	6.65	33.57	34.59	45.31	50.94	74.00	-23.06	peak
3	4924.00	7.15	34.15	34.94	43.57	49.93	74.00	-24.07	peak
4	6795.88	8.29	35.50	35.74	43.98	52.03	74.00	-21.97	peak
5	7386.00	8.68	35.90	35.98	44.70	53.30	74.00	-20.70	peak
6 q	9848.00	10.49	37.30	35.57	41.57	53.79	74.00	-20.21	peak



Test Mode: 00; Polarity: Horizontal; Modulation:802.11n; Bandwidth:20MHz; Channel:Low



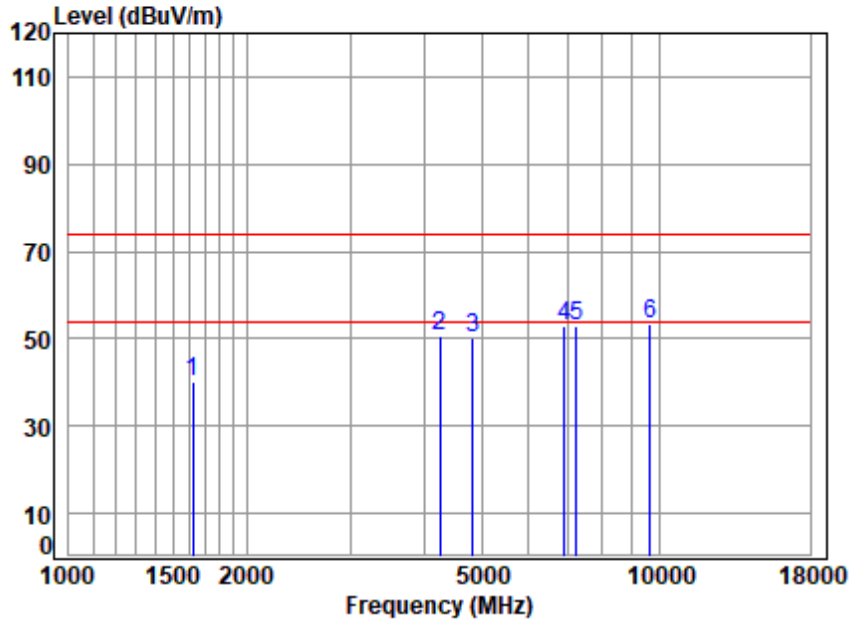
Site : chamber  
 Condition: 3m HORIZONTAL  
 Job No : 01713AT/01714AT  
 Mode : 2412 TX RSE  
 : 2.4G WIFI 11N20

	Freq	Cable Loss	Ant Factor	Preamp Factor	Read Level	Level	Limit Line	Over Limit	Remark
	MHz	dB	dB/m	dB	dBuV	dBuV/m	dBuV/m	dB	
1	1687.35	3.47	26.77	36.43	46.35	40.16	74.00	-33.84	peak
2	4430.63	6.71	33.50	34.63	45.70	51.28	74.00	-22.72	peak
3	4824.00	7.06	33.90	34.88	43.99	50.07	74.00	-23.93	peak
4	6698.37	8.27	35.60	35.66	44.74	52.95	74.00	-21.05	peak
5	7236.00	8.54	35.80	35.95	44.99	53.38	74.00	-20.62	peak
6 q	9648.00	10.41	37.10	35.55	42.00	53.96	74.00	-20.04	peak





Test Mode: 00; Polarity: Vertical; Modulation:802.11n; Bandwidth:20MHz; Channel:Low

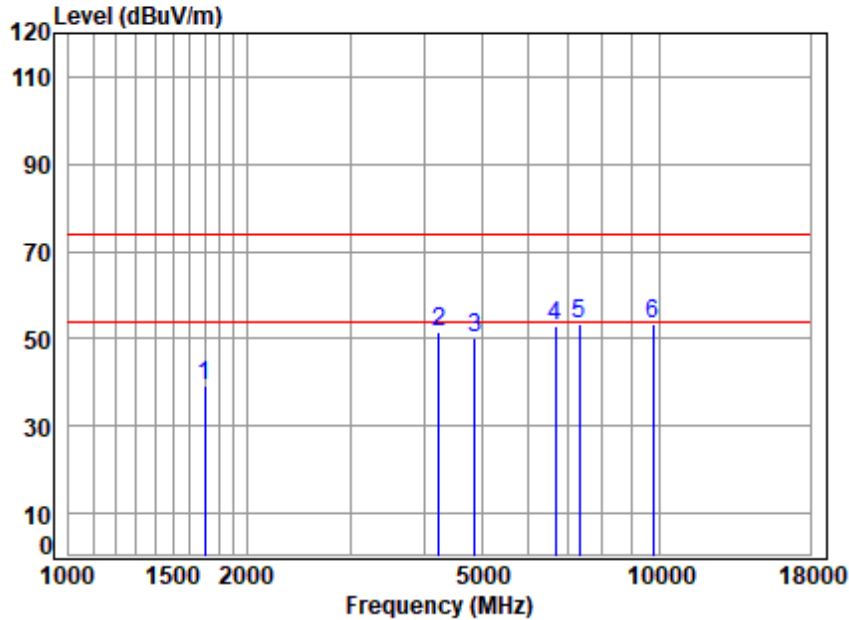


Site : chamber  
 Condition: 3m VERTICAL  
 Job No : 01713AT/01714AT  
 Mode : 2412 TX RSE  
 : 2.4G WIFI 11N20

	Cable	Ant	Preamp	Read	Limit	Over		
Freq	Loss	Factor	Factor	Level	Level	Line	Limit	Remark
MHz	dB	dB/m	dB	dBuV	dBuV/m	dBuV/m	dB	
1	3.40	26.60	36.57	46.70	40.13	74.00	-33.87	peak
2	6.54	33.60	34.51	44.96	50.59	74.00	-23.41	peak
3	7.06	33.90	34.88	43.95	50.03	74.00	-23.97	peak
4	8.31	35.63	35.84	44.88	52.98	74.00	-21.02	peak
5	8.54	35.80	35.95	44.38	52.77	74.00	-21.23	peak
6 q	10.41	37.10	35.55	41.22	53.18	74.00	-20.82	peak



Test Mode: 00; Polarity: Horizontal; Modulation:802.11n; Bandwidth:20MHz; Channel:middle



Site : chamber  
 Condition: 3m HORIZONTAL  
 Job No : 01713AT/01714AT  
 Mode : 2437 TX RSE  
 : 2.4G WIFI 11N20

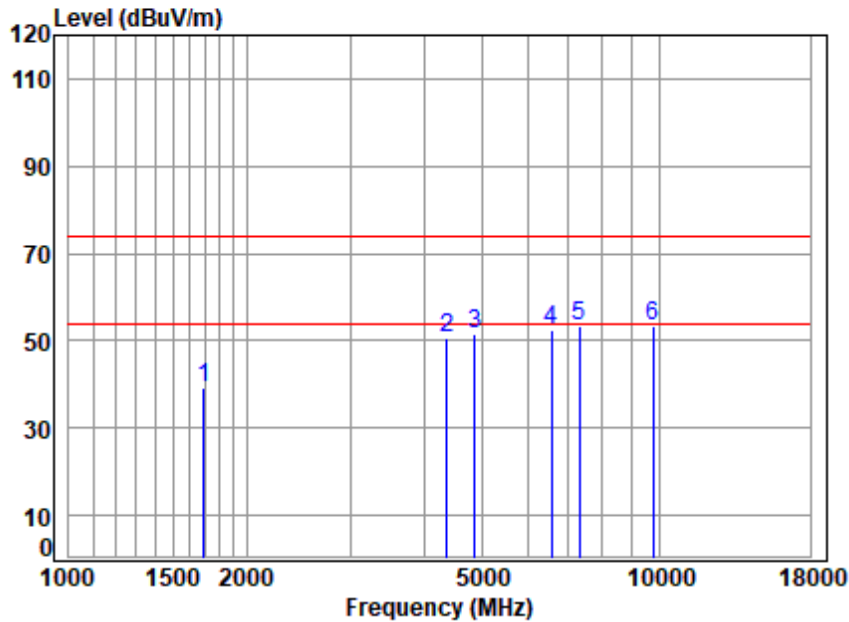
	Freq	Cable Loss	Ant Factor	Preamp Factor	Read Level	Level	Limit Line	Over Limit	Remark
	MHz	dB	dB/m	dB	dBuV	dBuV/m	dBuV/m	dB	
1	1697.13	3.49	26.79	36.41	45.58	39.45	74.00	-34.55	peak
2	4230.40	6.51	33.52	34.49	46.00	51.54	74.00	-22.46	peak
3	4874.00	7.10	34.05	34.91	44.16	50.40	74.00	-23.60	peak
4	6679.04	8.27	35.60	35.65	44.80	53.02	74.00	-20.98	peak
5 q	7311.00	8.61	35.90	35.97	44.96	53.50	74.00	-20.50	peak
6	9748.00	10.45	37.20	35.56	41.28	53.37	74.00	-20.63	peak



Unless otherwise agreed in writing, this document is issued by the Company subject to its General Conditions of Service printed overleaf, available on request or accessible at <https://www.sgs.com/en/Terms-and-Conditions>. Attention is drawn to the limitation of liability, indemnification and jurisdiction issues defined therein. Any holder of this document is advised that information contained hereon reflects the Company's findings at the time of its intervention only and within the limits of Client's instructions, if any. The Company's sole responsibility is to its Client and this document does not exonerate parties to a transaction from exercising all their rights and obligations under the transaction documents. This document cannot be reproduced except in full, without prior written approval of the Company. Any unauthorized alteration, forgery or falsification of the content or appearance of this document is unlawful and offenders may be prosecuted to the fullest extent of the law. Unless otherwise stated the results shown in this test report refer only to the sample(s) tested and such sample(s) are retained for 30 days only.

Attention: To check the authenticity of testing /inspection report & certificate, please contact us at telephone: (86-755) 8307 1443, or email: CN.Doccheck@sgs.com  
 No.1 Workshop, M-10, Middle Section, Science & Technology Park, Nanshan District, Shenzhen, Guangdong, China 518057 t (86-755) 26012053 f (86-755) 26710594 www.sgsgroup.com.cn  
 中国·广东·深圳市南山区科技园中区M-10栋1号厂房 邮编: 518057 t (86-755) 26012053 f (86-755) 26710594 sgs.china@sgs.com

Test Mode: 00; Polarity: Vertical; Modulation:802.11n; Bandwidth:20MHz; Channel:middle

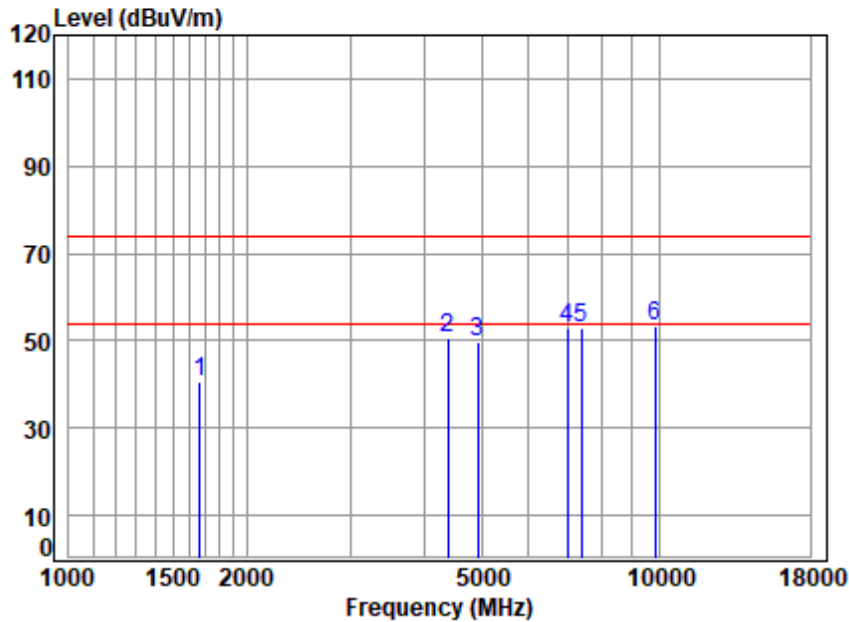


Site : chamber  
 Condition: 3m VERTICAL  
 Job No : 01713AT/01714AT  
 Mode : 2437 TX RSE  
 : 2.4G WIFI 11N20

	Freq	Cable Loss	Ant Factor	Preamp Factor	Read Level	Level	Limit Line	Over Limit	Remark
	MHz	dB	dB/m	dB	dBuV	dBuV/m	dBuV/m	dB	
1	1692.23	3.48	26.78	36.42	45.55	39.39	74.00	-34.61	peak
2	4367.06	6.65	33.57	34.59	45.20	50.83	74.00	-23.17	peak
3	4874.00	7.10	34.05	34.91	45.17	51.41	74.00	-22.59	peak
4	6564.21	8.25	35.60	35.55	44.33	52.63	74.00	-21.37	peak
5	7311.00	8.61	35.90	35.97	44.69	53.23	74.00	-20.77	peak
6 q	9748.00	10.45	37.20	35.56	41.32	53.41	74.00	-20.59	peak



Test Mode: 00; Polarity: Horizontal; Modulation:802.11n; Bandwidth:20MHz; Channel:High



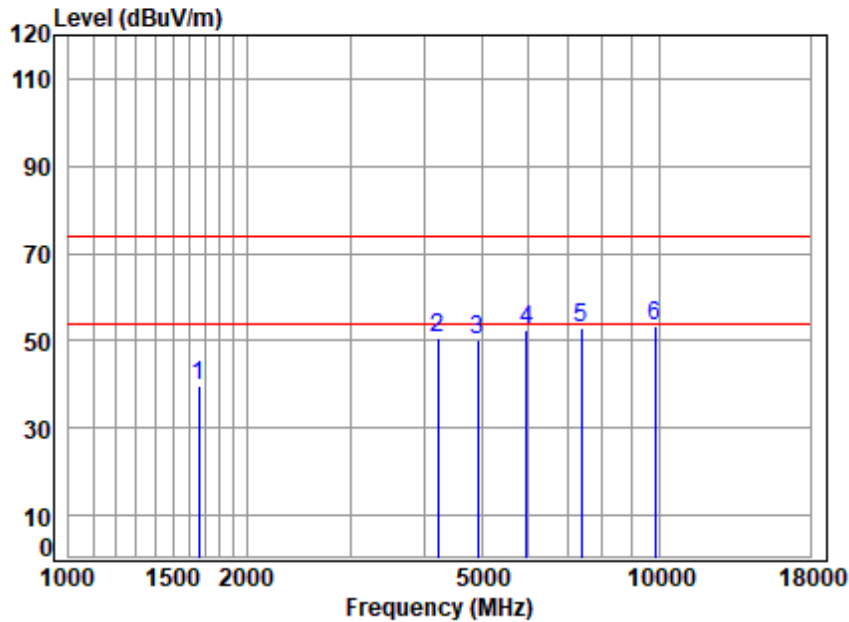
Site : chamber  
 Condition: 3m HORIZONTAL  
 Job No : 01713AT/01714AT  
 Mode : 2462 TX RSE  
 : 2.4G WIFI 11N20

	Freq	Cable Loss	Ant Factor	Preamp Factor	Read Level	Level	Limit Line	Over Limit	Remark
	MHz	dB	dB/m	dB	dBuV	dBuV/m	dBuV/m	dB	
1	1667.95	3.45	26.74	36.47	46.90	40.62	74.00	-33.38	peak
2	4379.70	6.66	33.54	34.59	44.82	50.43	74.00	-23.57	peak
3	4924.00	7.15	34.15	34.94	43.25	49.61	74.00	-24.39	peak
4	6995.17	8.32	35.79	35.91	44.76	52.96	74.00	-21.04	peak
5	7386.00	8.68	35.90	35.98	44.25	52.85	74.00	-21.15	peak
6 q	9848.00	10.49	37.30	35.57	40.95	53.17	74.00	-20.83	peak





Test Mode: 00; Polarity: Vertical; Modulation:802.11n; Bandwidth:20MHz; Channel:High



Site : chamber  
 Condition: 3m VERTICAL  
 Job No : 01713AT/01714AT  
 Mode : 2462 TX RSE  
 : 2.4G WIFI 11N20

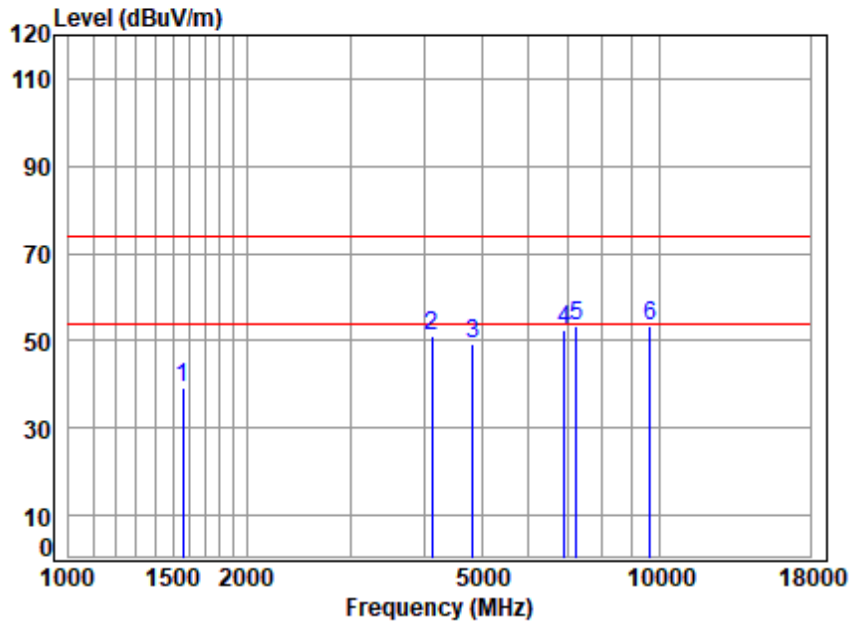
	Cable	Ant	Preamp	Read	Limit	Over		
Freq	Loss	Factor	Factor	Level	Level	Line	Limit	Remark
MHz	dB	dB/m	dB	dBuV	dBuV/m	dBuV/m	dB	
1	1663.14	3.45	26.73	36.48	45.82	39.52	74.00	-34.48 peak
2	4218.19	6.50	33.47	34.48	45.27	50.76	74.00	-23.24 peak
3	4924.00	7.15	34.15	34.94	43.87	50.23	74.00	-23.77 peak
4	5949.81	8.12	34.90	35.04	44.30	52.28	74.00	-21.72 peak
5	7386.00	8.68	35.90	35.98	44.23	52.83	74.00	-21.17 peak
6 q	9848.00	10.49	37.30	35.57	41.29	53.51	74.00	-20.49 peak



Unless otherwise agreed in writing, this document is issued by the Company subject to its General Conditions of Service printed overleaf, available on request or accessible at <https://www.sgs.com/en/Terms-and-Conditions>. Attention is drawn to the limitation of liability, indemnification and jurisdiction issues defined therein. Any holder of this document is advised that information contained hereon reflects the Company's findings at the time of its intervention only and within the limits of Client's instructions, if any. The Company's sole responsibility is to its Client and this document does not exonerate parties to a transaction from exercising all their rights and obligations under the transaction documents. This document cannot be reproduced except in full, without prior written approval of the Company. Any unauthorized alteration, forgery or falsification of the content or appearance of this document is unlawful and offenders may be prosecuted to the fullest extent of the law. Unless otherwise stated the results shown in this test report refer only to the sample(s) tested and such sample(s) are retained for 30 days only.

Attention: To check the authenticity of testing /inspection report & certificate, please contact us at telephone: (86-755) 8307 1443, or email: CN.Doccheck@sgs.com  
 No.1 Workshop, M-10, Middle Section, Science & Technology Park, Nanshan District, Shenzhen, Guangdong, China 518057 t (86-755) 26012053 f (86-755) 26710594 www.sgs.com.cn  
 中国·广东·深圳市南山区科技园中区M-10栋1号厂房 邮编: 518057 t (86-755) 26012053 f (86-755) 26710594 sgs.china@sgs.com

Test Mode: 00; Polarity: Horizontal; Modulation:802.11ax(Full RU0); Bandwidth:20MHz; Channel:Low



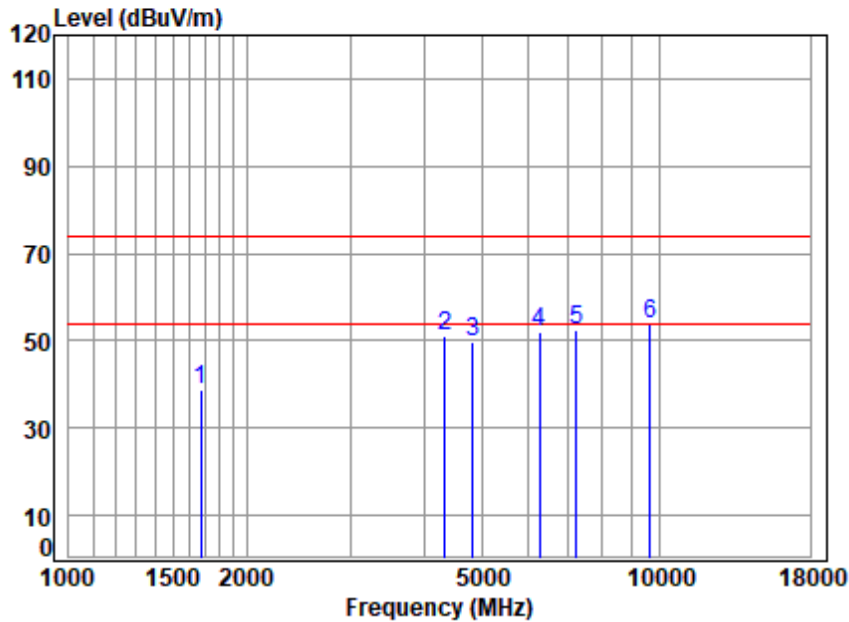
Site : chamber  
 Condition: 3m HORIZONTAL  
 Job No : 01713AT/01714AT  
 Mode : 2412 TX RSE  
 : 2.4G WIFI 11AX20

	Freq	Cable Loss	Ant Factor	Preamp Factor	Read Level	Level	Limit Line	Over Limit	Remark
	MHz	dB	dB/m	dB	dBuV	dBuV/m	dBuV/m	dB	
1	1560.67	3.32	26.03	36.72	46.78	39.41	74.00	-34.59	peak
2	4121.77	6.40	33.04	34.42	45.96	50.98	74.00	-23.02	peak
3	4824.00	7.06	33.90	34.88	43.22	49.30	74.00	-24.70	peak
4	6894.81	8.30	35.60	35.82	44.55	52.63	74.00	-21.37	peak
5	7236.00	8.54	35.80	35.95	44.94	53.33	74.00	-20.67	peak
6 q	9648.00	10.41	37.10	35.55	41.54	53.50	74.00	-20.50	peak



Unless otherwise agreed in writing, this document is issued by the Company subject to its General Conditions of Service printed overleaf, available on request or accessible at <https://www.sgs.com/en/Terms-and-Conditions>. Attention is drawn to the limitation of liability, indemnification and jurisdiction issues defined therein. Any holder of this document is advised that information contained hereon reflects the Company's findings at the time of its intervention only and within the limits of Client's instructions, if any. The Company's sole responsibility is to its Client and this document does not exonerate parties to a transaction from exercising all their rights and obligations under the transaction documents. This document cannot be reproduced except in full, without prior written approval of the Company. Any unauthorized alteration, forgery or falsification of the content or appearance of this document is unlawful and offenders may be prosecuted to the fullest extent of the law. Unless otherwise stated the results shown in this test report refer only to the sample(s) tested and such sample(s) are retained for 30 days only.

Test Mode: 00; Polarity: Vertical; Modulation:802.11ax(Full RU0); Bandwidth:20MHz; Channel:Low

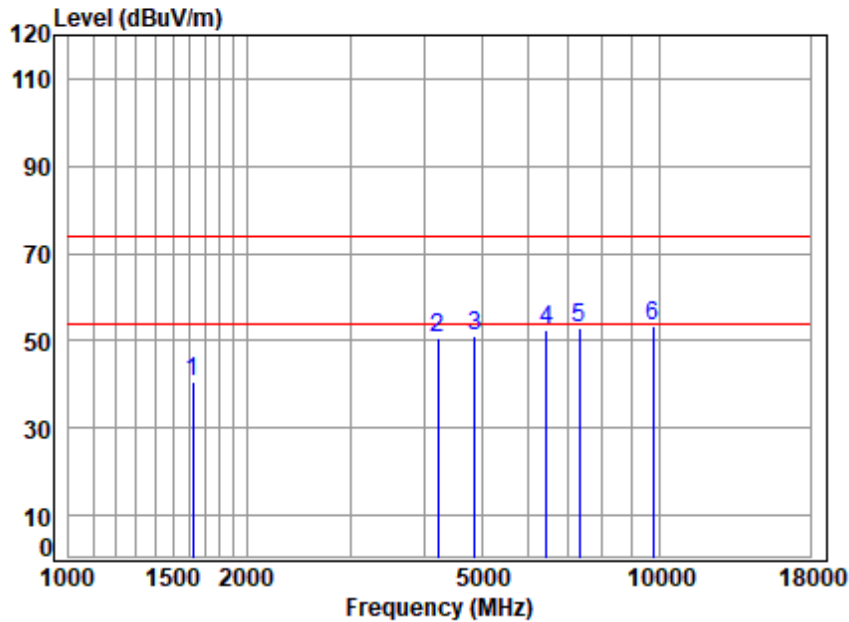


Site : chamber  
 Condition: 3m VERTICAL  
 Job No : 01713AT/01714AT  
 Mode : 2412 TX RSE  
 : 2.4G WIFI 11AX20

	Cable	Ant	Preamp	Read	Limit	Over		
Freq	Loss	Factor	Factor	Level	Line	Limit	Remark	
MHz	dB	dB/m	dB	dBuV	dBuV/m	dBuV/m	dB	
1	3.46	26.75	36.46	45.26	39.01	74.00	-34.99	peak
2	6.61	33.60	34.56	45.23	50.88	74.00	-23.12	peak
3	7.06	33.90	34.88	43.68	49.76	74.00	-24.24	peak
4	8.21	35.20	35.29	43.91	52.03	74.00	-21.97	peak
5	8.54	35.80	35.95	44.26	52.65	74.00	-21.35	peak
6 q	10.41	37.10	35.55	41.92	53.88	74.00	-20.12	peak



Test Mode: 00; Polarity: Horizontal; Modulation:802.11ax(Full RU0); Bandwidth:20MHz; Channel:middle



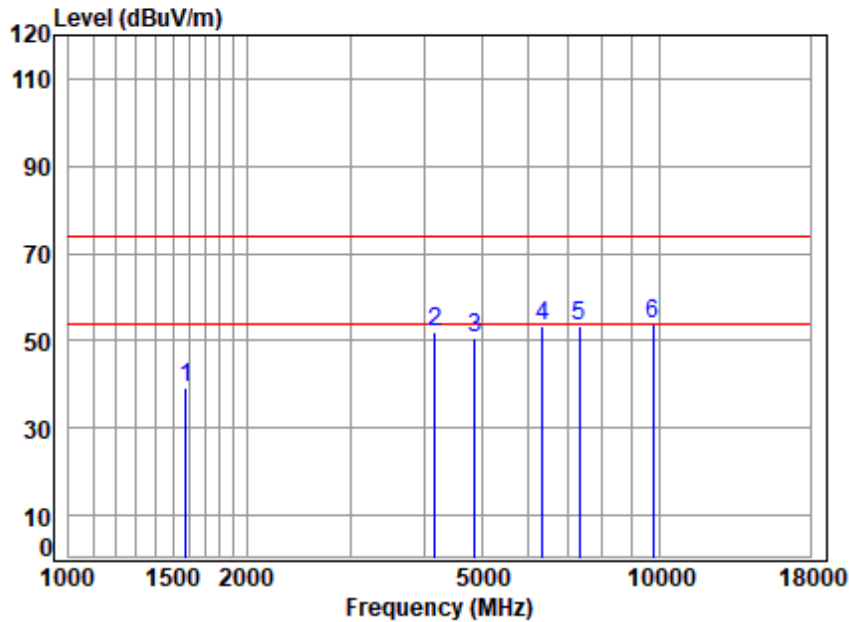
Site : chamber  
 Condition: 3m HORIZONTAL  
 Job No : 01713AT/01714AT  
 Mode : 2437 TX RSE  
 : 2.4G WIFI 11AX20

	Freq	Cable Loss	Ant Factor	Preamp Factor	Read Level	Level	Limit Line	Over Limit	Remark
	MHz	dB	dB/m	dB	dBuV	dBuV/m	dBuV/m	dB	
1	1620.43	3.39	26.58	36.58	47.24	40.63	74.00	-33.37	peak
2	4218.19	6.50	33.47	34.48	44.99	50.48	74.00	-23.52	peak
3	4874.00	7.10	34.05	34.91	44.73	50.97	74.00	-23.03	peak
4	6432.73	8.23	35.37	35.43	44.44	52.61	74.00	-21.39	peak
5	7311.00	8.61	35.90	35.97	44.45	52.99	74.00	-21.01	peak
6 q	9748.00	10.45	37.20	35.56	41.13	53.22	74.00	-20.78	peak





Test Mode: 00; Polarity: Vertical; Modulation:802.11ax(Full RU0); Bandwidth:20MHz; Channel:middle



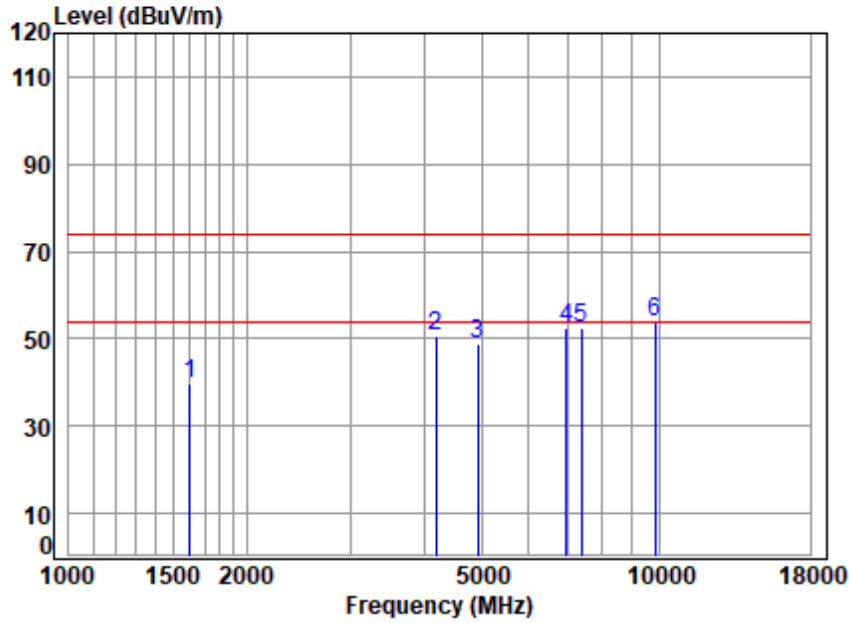
Site : chamber  
 Condition: 3m VERTICAL  
 Job No : 01713AT/01714AT  
 Mode : 2437 TX RSE  
 : 2.4G WIFI 11AX20

	Cable	Ant	Preamp	Read	Limit	Over		
Freq	Loss	Factor	Factor	Level	Level	Line	Limit	Remark
MHz	dB	dB/m	dB	dBuV	dBuV/m	dBuV/m	dB	
1	1578.82	3.34	26.25	36.68	46.24	39.15	74.00	-34.85 peak
2	4169.70	6.45	33.22	34.45	46.60	51.82	74.00	-22.18 peak
3	4874.00	7.10	34.05	34.91	44.25	50.49	74.00	-23.51 peak
4	6340.44	8.22	35.20	35.35	45.18	53.25	74.00	-20.75 peak
5	7311.00	8.61	35.90	35.97	44.95	53.49	74.00	-20.51 peak
6 q	9748.00	10.45	37.20	35.56	41.83	53.92	74.00	-20.08 peak



Unless otherwise agreed in writing, this document is issued by the Company subject to its General Conditions of Service printed overleaf, available on request or accessible at <https://www.sgs.com/en/Terms-and-Conditions>. Attention is drawn to the limitation of liability, indemnification and jurisdiction issues defined therein. Any holder of this document is advised that information contained hereon reflects the Company's findings at the time of its intervention only and within the limits of Client's instructions, if any. The Company's sole responsibility is to its Client and this document does not exonerate parties to a transaction from exercising all their rights and obligations under the transaction documents. This document cannot be reproduced except in full, without prior written approval of the Company. Any unauthorized alteration, forgery or falsification of the content or appearance of this document is unlawful and offenders may be prosecuted to the fullest extent of the law. Unless otherwise stated the results shown in this test report refer only to the sample(s) tested and such sample(s) are retained for 30 days only.

Test Mode: 00; Polarity: Horizontal; Modulation:802.11ax(Full RU0); Bandwidth:20MHz; Channel:High

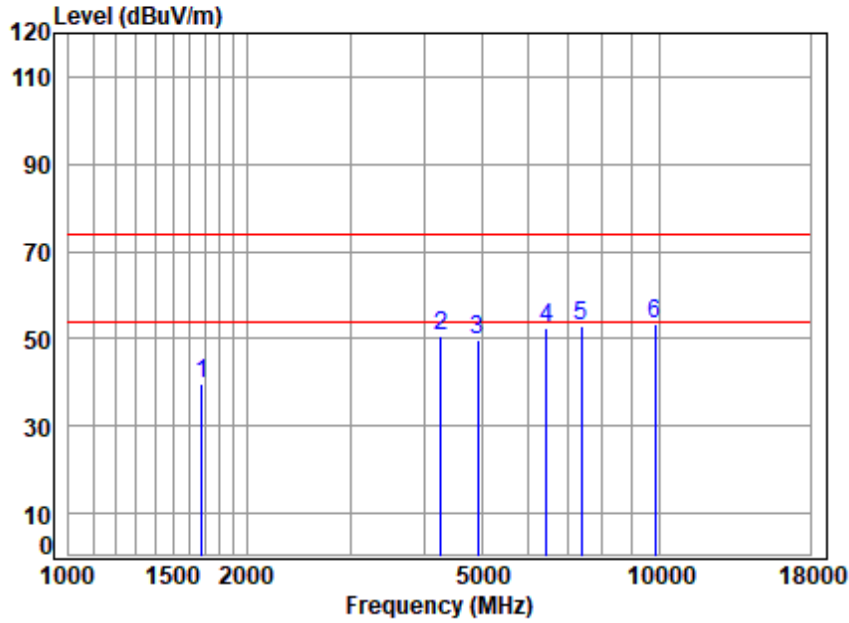


Site : chamber  
 Condition: 3m HORIZONTAL  
 Job No : 01713AT/01714AT  
 Mode : 2462 TX RSE  
 : 2.4G WIFI 11AX20

	Cable	Ant	Preamp	Read	Limit	Over		
Freq	Loss	Factor	Factor	Level	Level	Line	Limit	Remark
MHz	dB	dB/m	dB	dBuV	dBuV/m	dBuV/m	dB	
1	3.38	26.53	36.62	46.37	39.66	74.00	-34.34	peak
2	6.47	33.29	34.46	45.28	50.58	74.00	-23.42	peak
3	7.15	34.15	34.94	42.45	48.81	74.00	-25.19	peak
4	8.31	35.71	35.87	44.16	52.31	74.00	-21.69	peak
5	8.68	35.90	35.98	43.92	52.52	74.00	-21.48	peak
6 q	10.49	37.30	35.57	41.64	53.86	74.00	-20.14	peak



Test Mode: 00; Polarity: Vertical; Modulation:802.11ax(Full RU0); Bandwidth:20MHz; Channel:High



Site : chamber  
 Condition: 3m VERTICAL  
 Job No : 01713AT/01714AT  
 Mode : 2462 TX RSE  
 : 2.4G WIFI 11AX20

	Cable	Ant	Preamp	Read	Limit	Over		
Freq	Loss	Factor	Factor	Level	Line	Limit	Remark	
MHz	dB	dB/m	dB	dBuV	dBuV/m	dBuV/m	dB	
1	1682.48	3.47	26.77	36.44	45.79	39.59	74.00	-34.41 peak
2	4267.24	6.55	33.60	34.52	44.80	50.43	74.00	-23.57 peak
3	4924.00	7.15	34.15	34.94	43.59	49.95	74.00	-24.05 peak
4	6432.73	8.23	35.37	35.43	44.32	52.49	74.00	-21.51 peak
5	7386.00	8.68	35.90	35.98	44.29	52.89	74.00	-21.11 peak
6 q	9848.00	10.49	37.30	35.57	41.00	53.22	74.00	-20.78 peak



Unless otherwise agreed in writing, this document is issued by the Company subject to its General Conditions of Service printed overleaf, available on request or accessible at <https://www.sgs.com/en/Terms-and-Conditions>. Attention is drawn to the limitation of liability, indemnification and jurisdiction issues defined therein. Any holder of this document is advised that information contained hereon reflects the Company's findings at the time of its intervention only and within the limits of Client's instructions, if any. The Company's sole responsibility is to its Client and this document does not exonerate parties to a transaction from exercising all their rights and obligations under the transaction documents. This document cannot be reproduced except in full, without prior written approval of the Company. Any unauthorized alteration, forgery or falsification of the content or appearance of this document is unlawful and offenders may be prosecuted to the fullest extent of the law. Unless otherwise stated the results shown in this test report refer only to the sample(s) tested and such sample(s) are retained for 30 days only.

## 8 Test Setup Photo

Refer to Appendix - Test Setup Photo for SZCR2305001713AT

## 9 EUT Constructional Details (EUT Photos)

Refer to External and Internal Photos for SZCR2305001713AT





## 10 Appendix

### 1. Duty Cycle

#### 1.1 Ant1

##### 1.1.1 Test Result

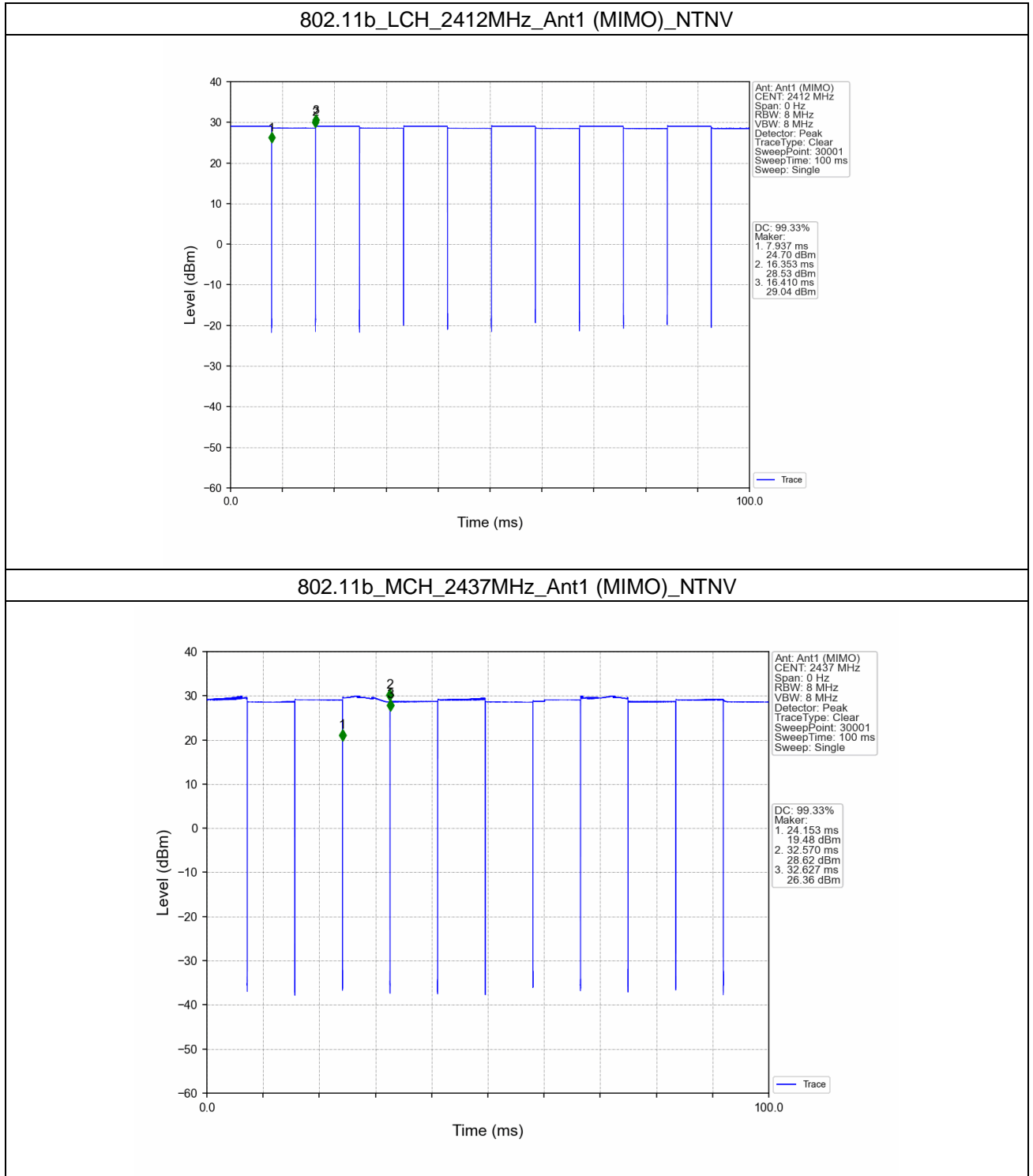
Ant1									
Mode	TX Type	Frequency (MHz)	RU	RU Pos	T_on (ms)	Period (ms)	Duty Cycle (%)	Duty Cycle Correction Factor (dB)	Max. DC Variation (%)
802.11b	MIMO	2412	/	/	8.416	8.473	99.33	0.03	0.04
		2437	/	/	8.417	8.474	99.33	0.03	0.04
		2462	/	/	8.413	8.470	99.33	0.03	0.00
802.11g	MIMO	2412	/	/	1.396	1.453	96.08	0.17	0.07
		2437	/	/	1.396	1.453	96.08	0.17	0.03
		2462	/	/	1.396	1.453	96.08	0.17	0.03
802.11n (HT20)	MIMO	2412	/	/	1.308	1.365	95.82	0.19	0.00
		2437	/	/	1.308	1.365	95.82	0.19	0.03
		2462	/	/	1.308	1.365	95.82	0.19	0.03
802.11n (HT40)	MIMO	2422	/	/	0.648	0.705	91.91	0.37	0.00
		2437	/	/	0.648	0.705	91.91	0.37	0.04
		2452	/	/	0.648	0.705	91.91	0.37	0.07
802.11ax (HEW20)	MIMO	2412	RU242	Left	0.561	0.618	90.78	0.42	0.03
		2437	RU242	Left	0.561	0.618	90.78	0.42	0.03
		2462	RU242	Left	0.561	0.618	90.78	0.42	0.03
802.11ax (HEW40)	MIMO	2422	RU484	Left	100.000	100.000	100.00	0.00	0.00
		2437	RU484	Left	0.320	0.377	84.88	0.71	0.10
		2452	RU484	Left	0.321	0.377	85.15	0.70	0.07
802.11ac (VHT20)	MIMO	2412	/	/	0.684	0.741	92.31	0.35	0.03
		2437	/	/	0.684	0.741	92.31	0.35	0.03
		2462	/	/	0.686	0.741	92.58	0.33	0.03
802.11ac (VHT40)	MIMO	2422	/	/	0.352	0.409	86.06	0.65	0.06
		2437	/	/	0.353	0.409	86.31	0.64	0.07
		2452	/	/	0.353	0.409	86.31	0.64	0.04

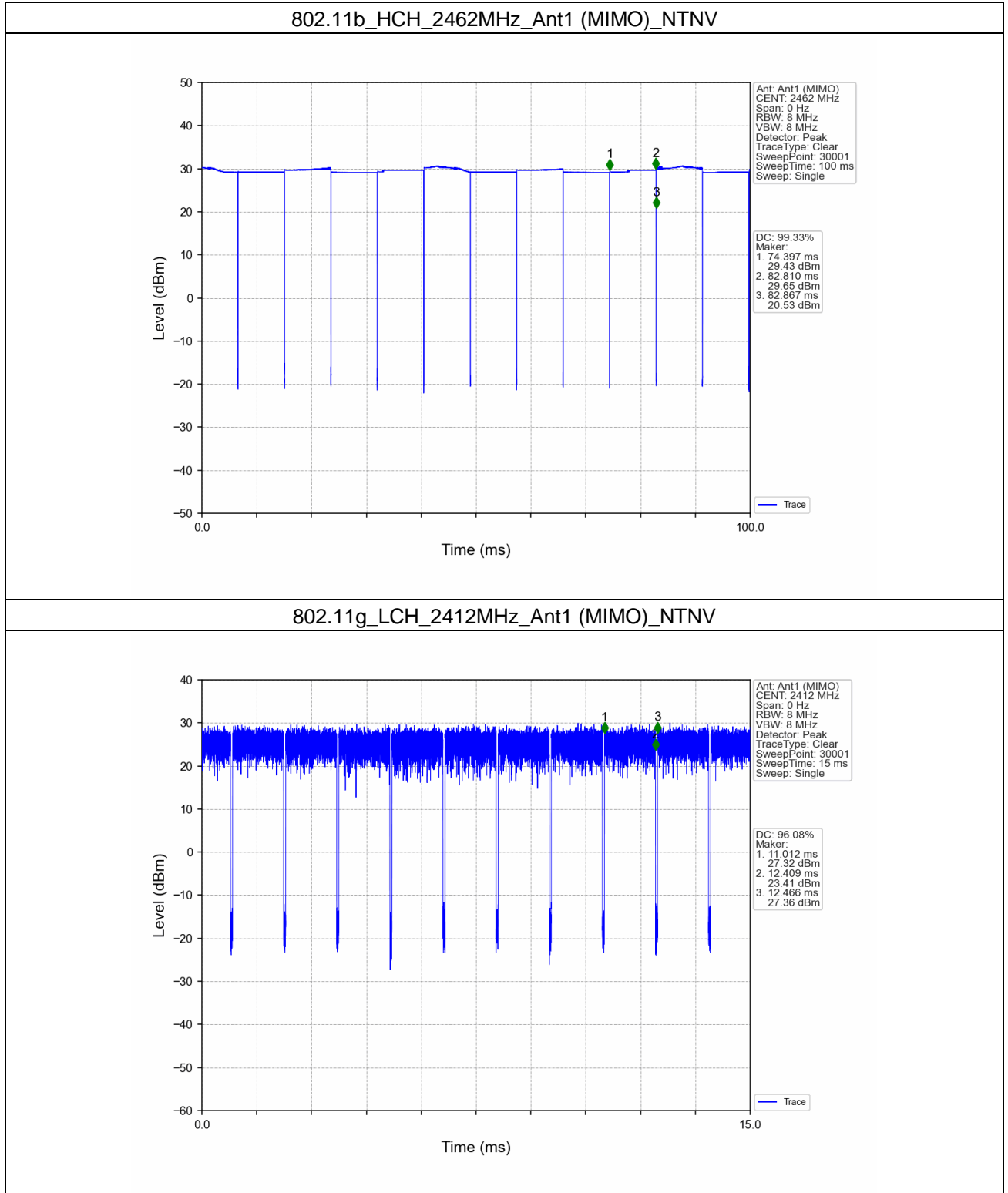


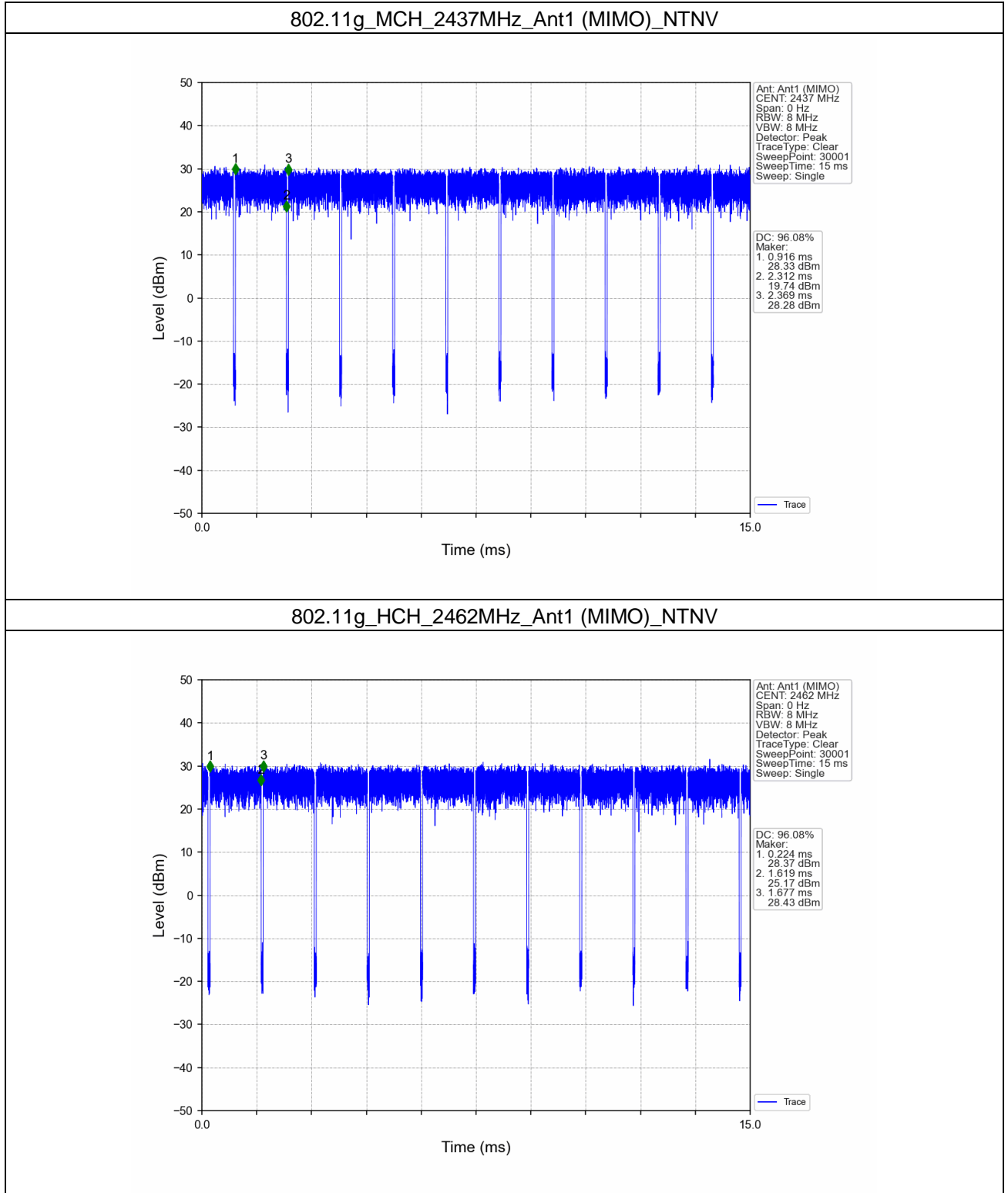
Unless otherwise agreed in writing, this document is issued by the Company subject to its General Conditions of Service printed overleaf, available on request or accessible at <https://www.sgs.com/en/Terms-and-Conditions>. Attention is drawn to the limitation of liability, indemnification and jurisdiction issues defined therein. Any holder of this document is advised that information contained hereon reflects the Company's findings at the time of its intervention only and within the limits of Client's instructions, if any. The Company's sole responsibility is to its Client and this document does not exonerate parties to a transaction from exercising all their rights and obligations under the transaction documents. This document cannot be reproduced except in full, without prior written approval of the Company. Any unauthorized alteration, forgery or falsification of the content or appearance of this document is unlawful and offenders may be prosecuted to the fullest extent of the law. Unless otherwise stated the results shown in this test report refer only to the sample(s) tested and such sample(s) are retained for 30 days only.

Attention: To check the authenticity of testing /inspection report & certificate, please contact us at telephone: (86-755) 8307 1443, or email: CN.Doccheck@sgs.com

### 1.1.2 Test Graph



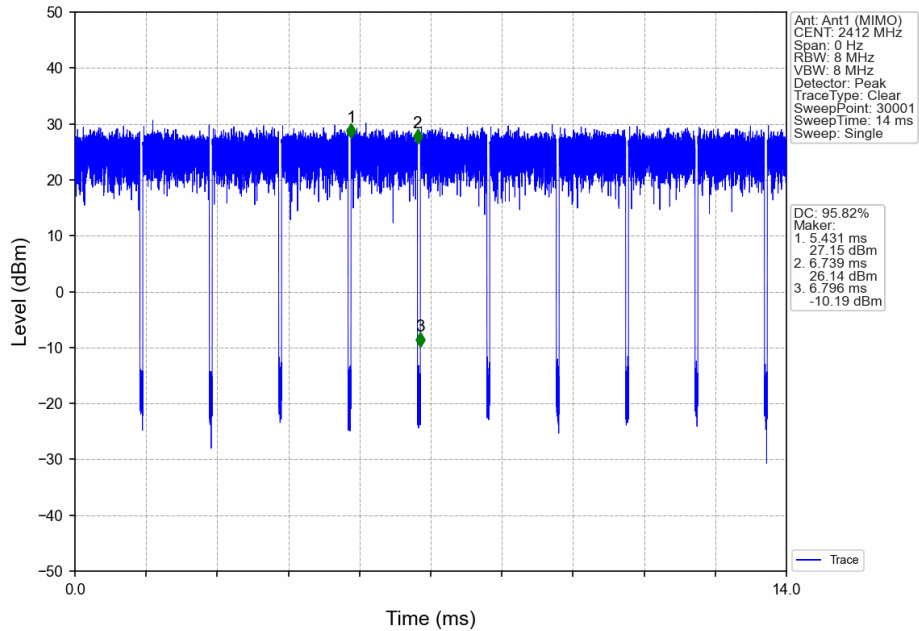




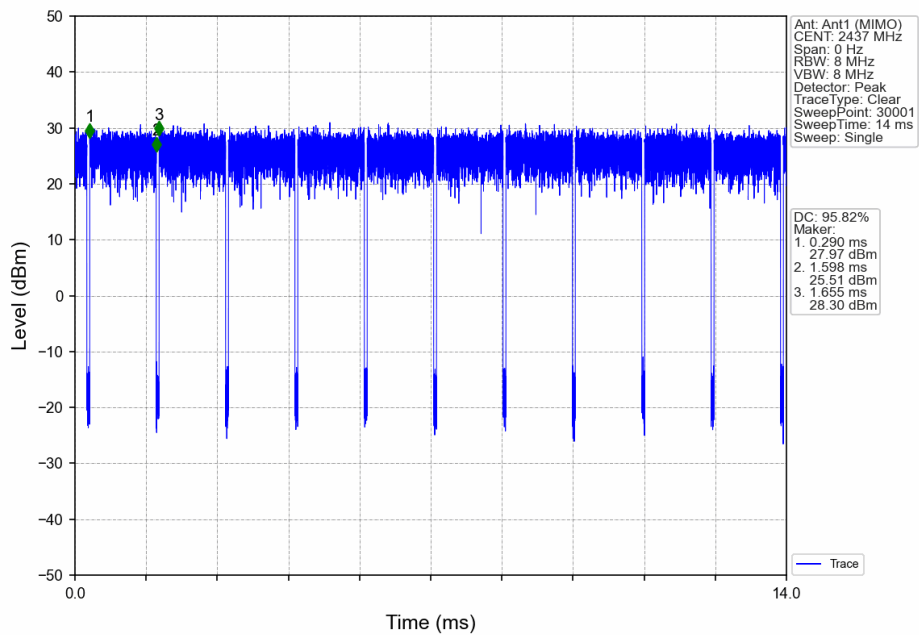
Unless otherwise agreed in writing, this document is issued by the Company subject to its General Conditions of Service printed overleaf, available on request or accessible at <https://www.sgs.com/en/Terms-and-Conditions>. Attention is drawn to the limitation of liability, indemnification and jurisdiction issues defined therein. Any holder of this document is advised that information contained hereon reflects the Company's findings at the time of its intervention only and within the limits of Client's instructions, if any. The Company's sole responsibility is to its Client and this document does not exonerate parties to a transaction from exercising all their rights and obligations under the transaction documents. This document cannot be reproduced except in full, without prior written approval of the Company. Any unauthorized alteration, forgery or falsification of the content or appearance of this document is unlawful and offenders may be prosecuted to the fullest extent of the law. Unless otherwise stated the results shown in this test report refer only to the sample(s) tested and such sample(s) are retained for 30 days only.



### 802.11n(HT20)\_LCH\_2412MHz\_Ant1 (MIMO)\_NTNV



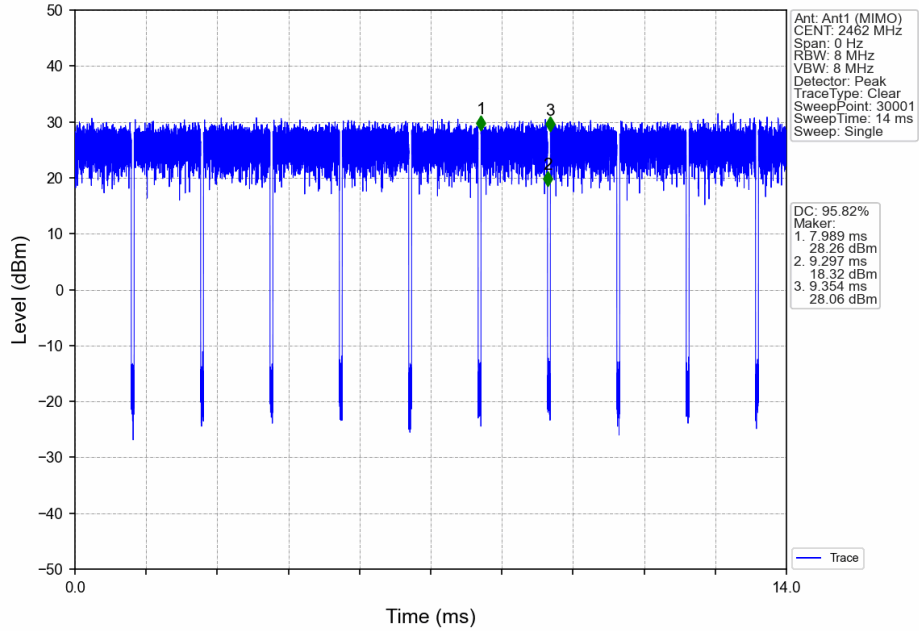
### 802.11n(HT20)\_MCH\_2437MHz\_Ant1 (MIMO)\_NTNV



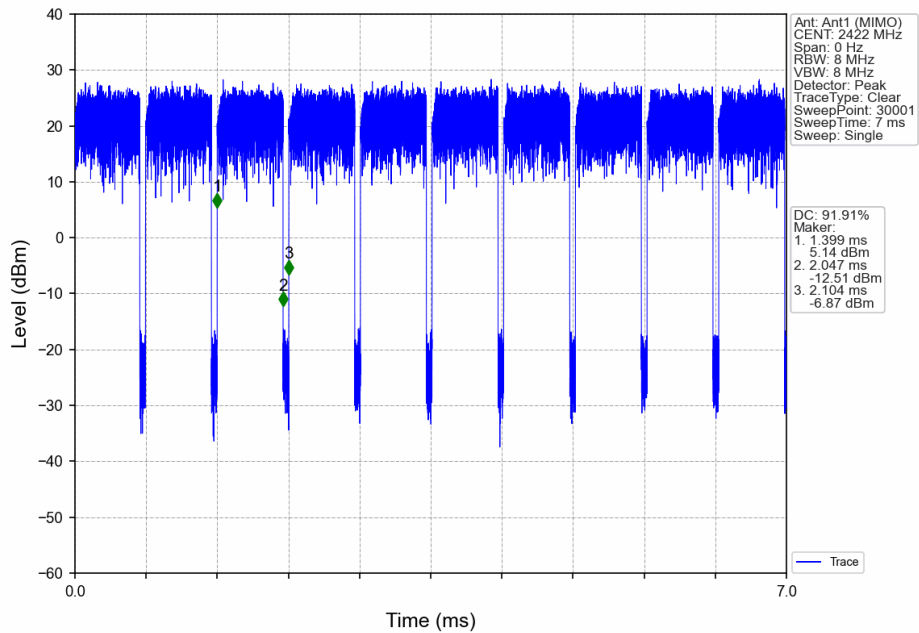
Unless otherwise agreed in writing, this document is issued by the Company subject to its General Conditions of Service printed overleaf, available on request or accessible at <https://www.sgs.com/en/Terms-and-Conditions>. Attention is drawn to the limitation of liability, indemnification and jurisdiction issues defined therein. Any holder of this document is advised that information contained hereon reflects the Company's findings at the time of its intervention only and within the limits of Client's instructions, if any. The Company's sole responsibility is to its Client and this document does not exonerate parties to a transaction from exercising all their rights and obligations under the transaction documents. This document cannot be reproduced except in full, without prior written approval of the Company. Any unauthorized alteration, forgery or falsification of the content or appearance of this document is unlawful and offenders may be prosecuted to the fullest extent of the law. Unless otherwise stated the results shown in this test report refer only to the sample(s) tested and such sample(s) are retained for 30 days only.

Attention: To check the authenticity of testing /inspection report & certificate, please contact us at telephone: (86-755) 8307 1443, or email: CN.Doccheck@sgs.com

### 802.11n(HT20)\_HCH\_2462MHz\_Ant1 (MIMO)\_NTNV

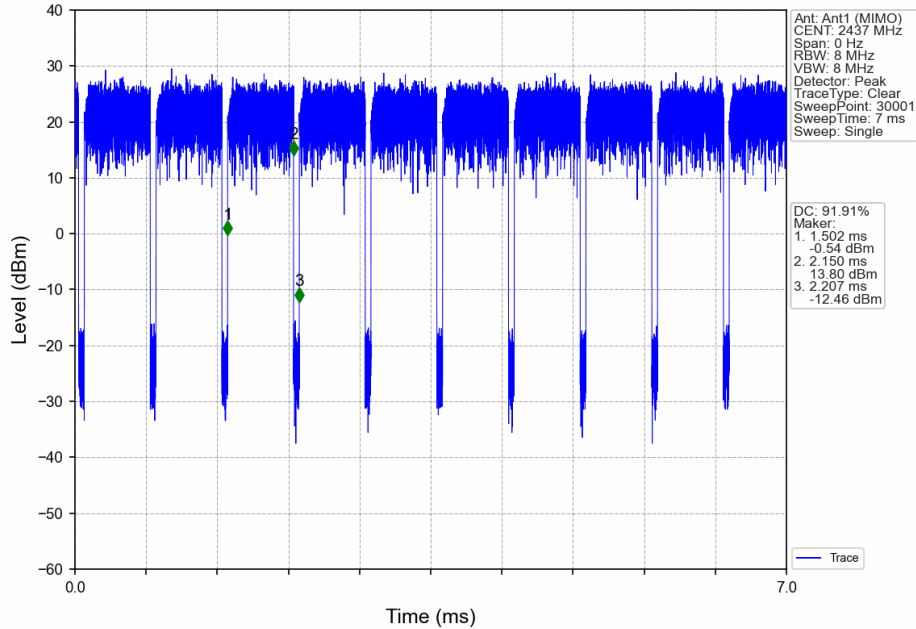


### 802.11n(HT40)\_LCH\_2422MHz\_Ant1 (MIMO)\_NTNV

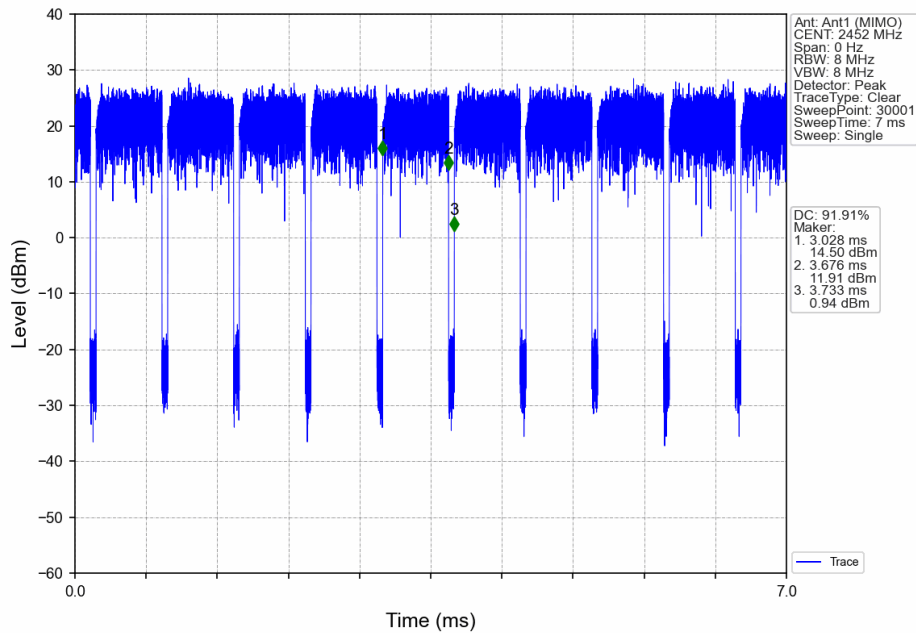


Unless otherwise agreed in writing, this document is issued by the Company subject to its General Conditions of Service printed overleaf, available on request or accessible at <https://www.sgs.com/en/Terms-and-Conditions>. Attention is drawn to the limitation of liability, indemnification and jurisdiction issues defined therein. Any holder of this document is advised that information contained hereon reflects the Company's findings at the time of its intervention only and within the limits of Client's instructions, if any. The Company's sole responsibility is to its Client and this document does not exonerate parties to a transaction from exercising all their rights and obligations under the transaction documents. This document cannot be reproduced except in full, without prior written approval of the Company. Any unauthorized alteration, forgery or falsification of the content or appearance of this document is unlawful and offenders may be prosecuted to the fullest extent of the law. Unless otherwise stated the results shown in this test report refer only to the sample(s) tested and such sample(s) are retained for 30 days only.

802.11n(HT40)\_MCH\_2437MHz\_Ant1 (MIMO)\_NTNV

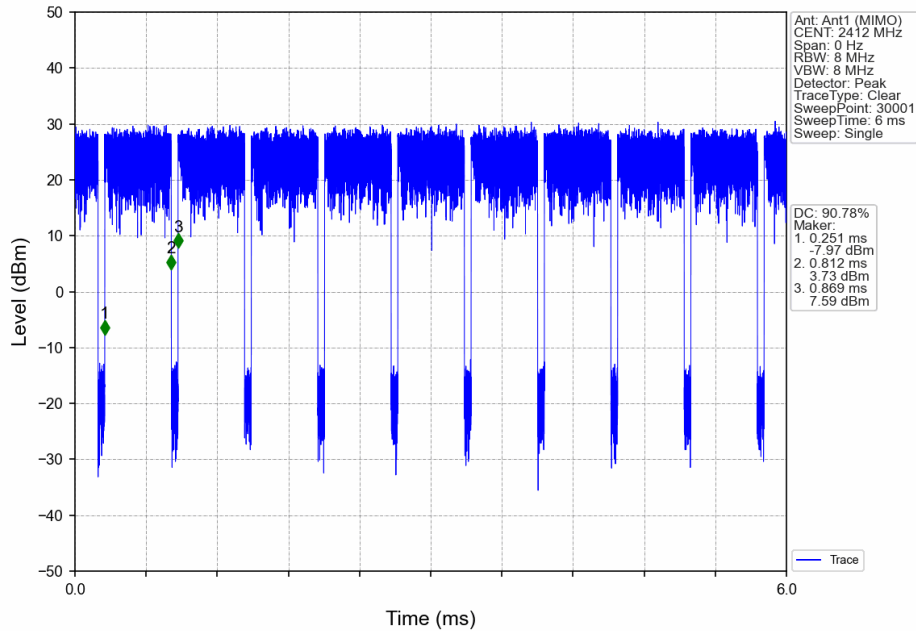


802.11n(HT40)\_HCH\_2452MHz\_Ant1 (MIMO)\_NTNV

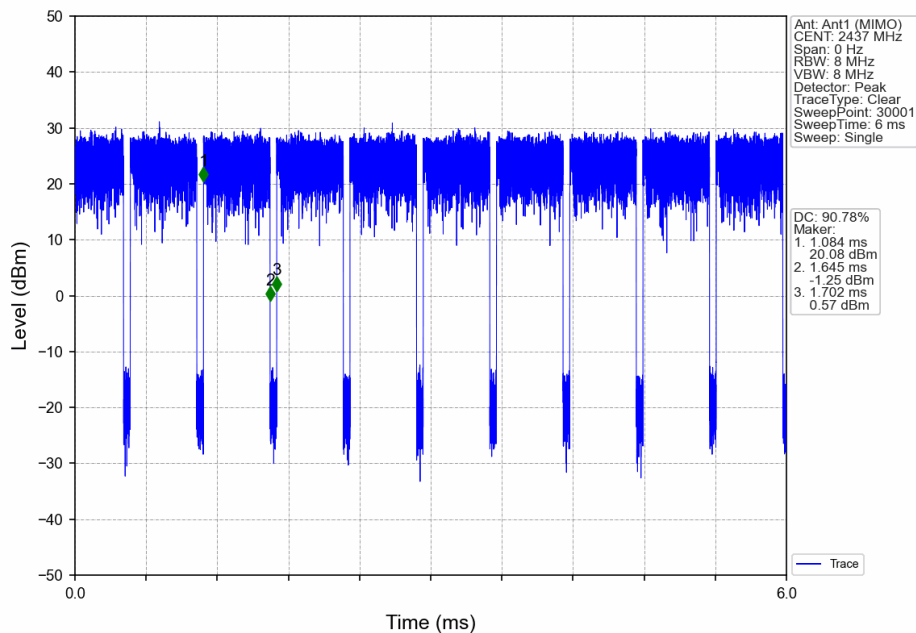


Unless otherwise agreed in writing, this document is issued by the Company subject to its General Conditions of Service printed overleaf, available on request or accessible at <https://www.sgs.com/en/Terms-and-Conditions>. Attention is drawn to the limitation of liability, indemnification and jurisdiction issues defined therein. Any holder of this document is advised that information contained hereon reflects the Company's findings at the time of its intervention only and within the limits of Client's instructions, if any. The Company's sole responsibility is to its Client and this document does not exonerate parties to a transaction from exercising all their rights and obligations under the transaction documents. This document cannot be reproduced except in full, without prior written approval of the Company. Any unauthorized alteration, forgery or falsification of the content or appearance of this document is unlawful and offenders may be prosecuted to the fullest extent of the law. Unless otherwise stated the results shown in this test report refer only to the sample(s) tested and such sample(s) are retained for 30 days only.

802.11ax(HEW20)\_LCH\_2412MHz\_RU242\_Left\_Ant1 (MIMO)\_NTNV



802.11ax(HEW20)\_MCH\_2437MHz\_RU242\_Left\_Ant1 (MIMO)\_NTNV

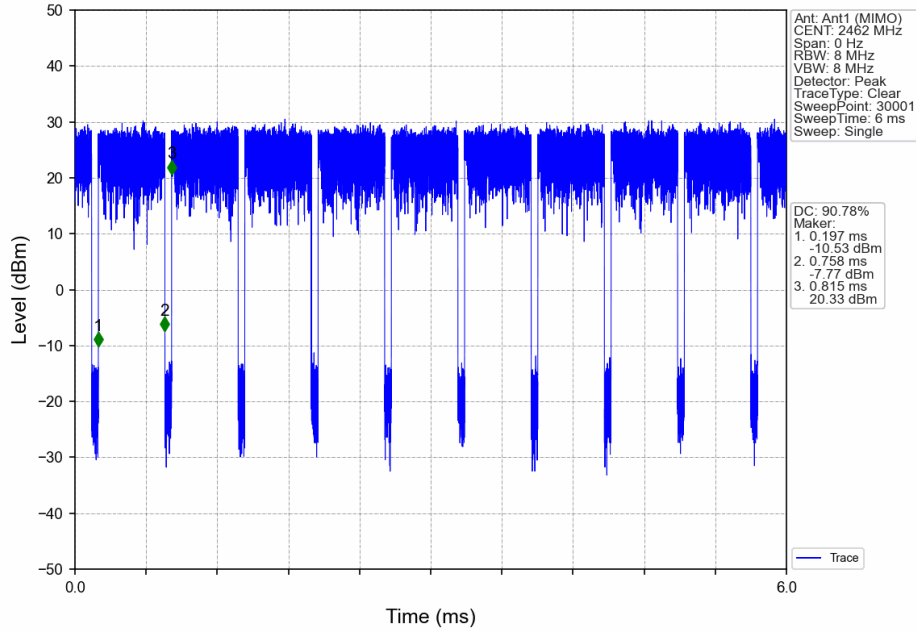


Unless otherwise agreed in writing, this document is issued by the Company subject to its General Conditions of Service printed overleaf, available on request or accessible at <https://www.sgs.com/en/Terms-and-Conditions>. Attention is drawn to the limitation of liability, indemnification and jurisdiction issues defined therein. Any holder of this document is advised that information contained hereon reflects the Company's findings at the time of its intervention only and within the limits of Client's instructions, if any. The Company's sole responsibility is to its Client and this document does not exonerate parties to a transaction from exercising all their rights and obligations under the transaction documents. This document cannot be reproduced except in full, without prior written approval of the Company. Any unauthorized alteration, forgery or falsification of the content or appearance of this document is unlawful and offenders may be prosecuted to the fullest extent of the law. Unless otherwise stated the results shown in this test report refer only to the sample(s) tested and such sample(s) are retained for 30 days only.

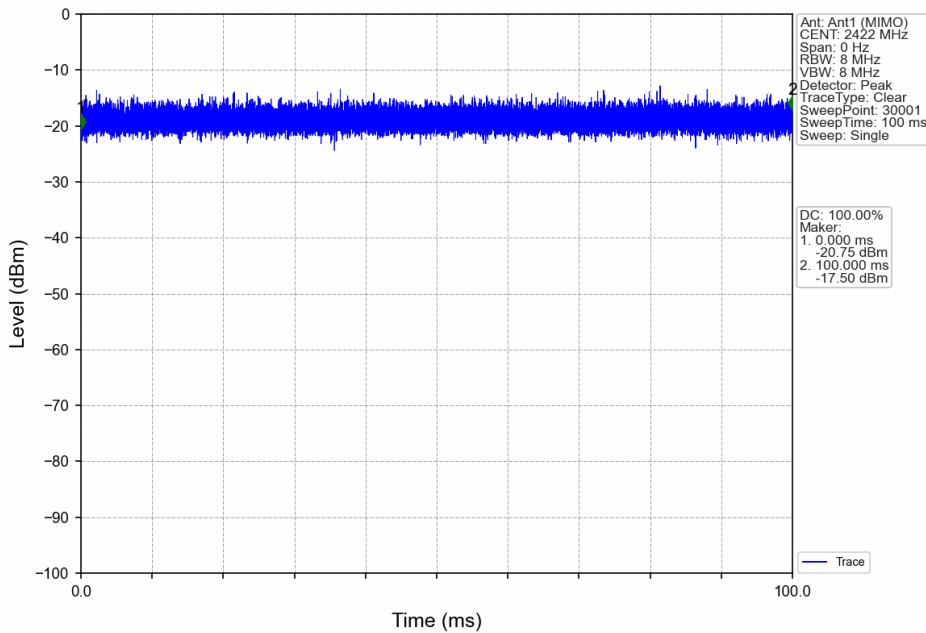
Attention: To check the authenticity of testing /inspection report & certificate, please contact us at telephone: (86-755) 8307 1443, or email: CN.Doccheck@sgs.com



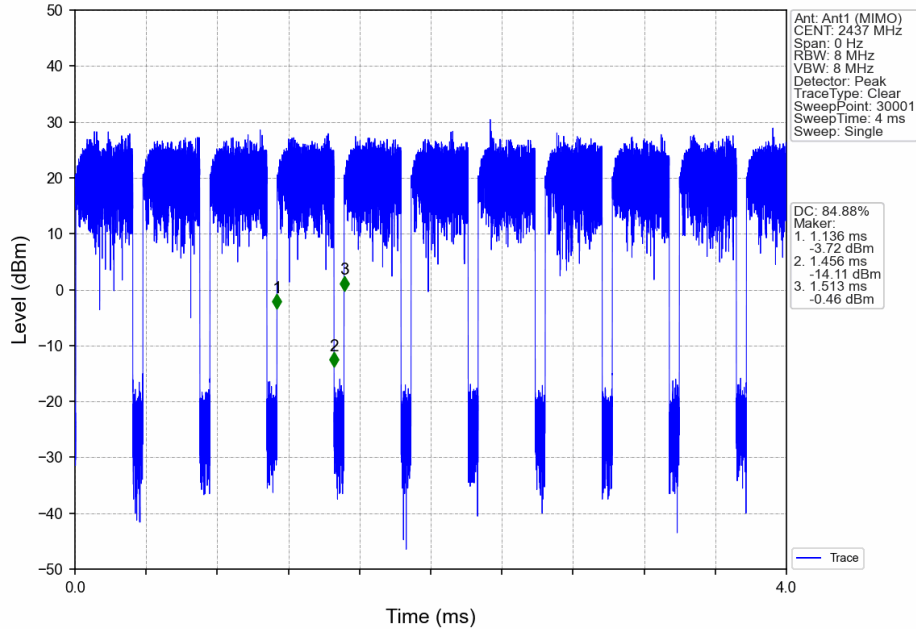
### 802.11ax(HEW20)\_HCH\_2462MHz\_RU242\_Left\_Ant1 (MIMO)\_NTNV



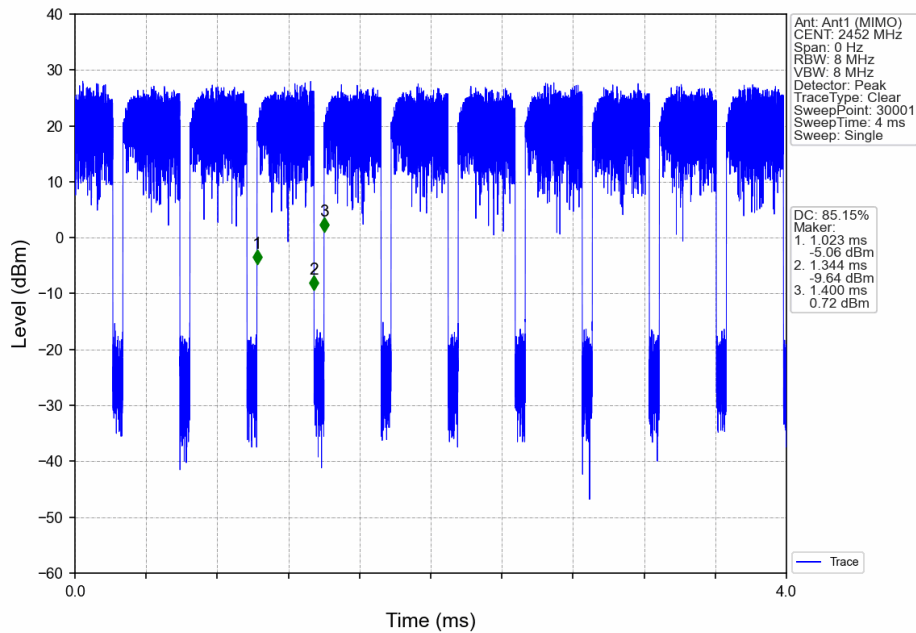
### 802.11ax(HEW40)\_LCH\_2422MHz\_RU484\_Left\_Ant1 (MIMO)\_NTNV



### 802.11ax(HEW40)\_MCH\_2437MHz\_RU484\_Left\_Ant1 (MIMO)\_NTNV



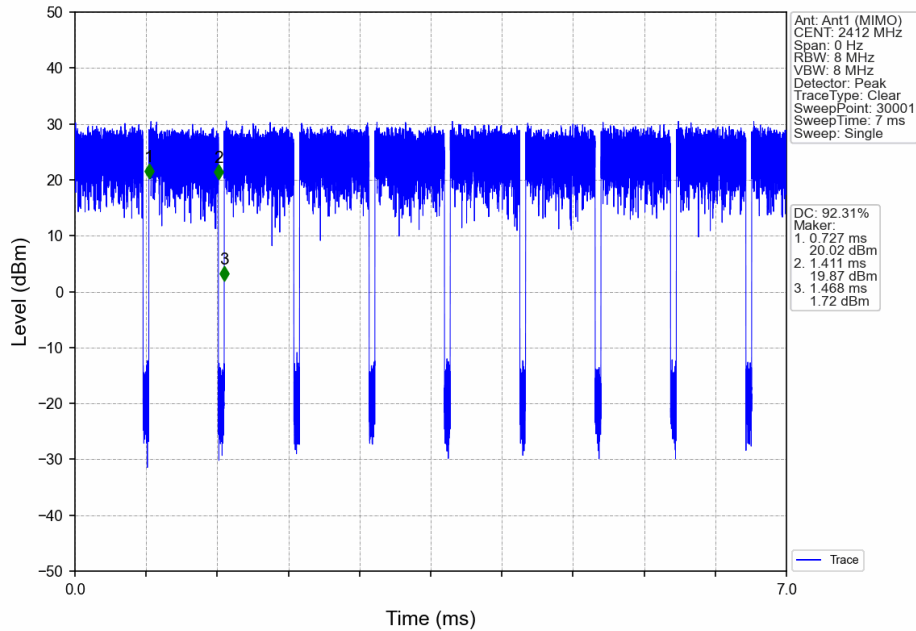
### 802.11ax(HEW40)\_HCH\_2452MHz\_RU484\_Left\_Ant1 (MIMO)\_NTNV



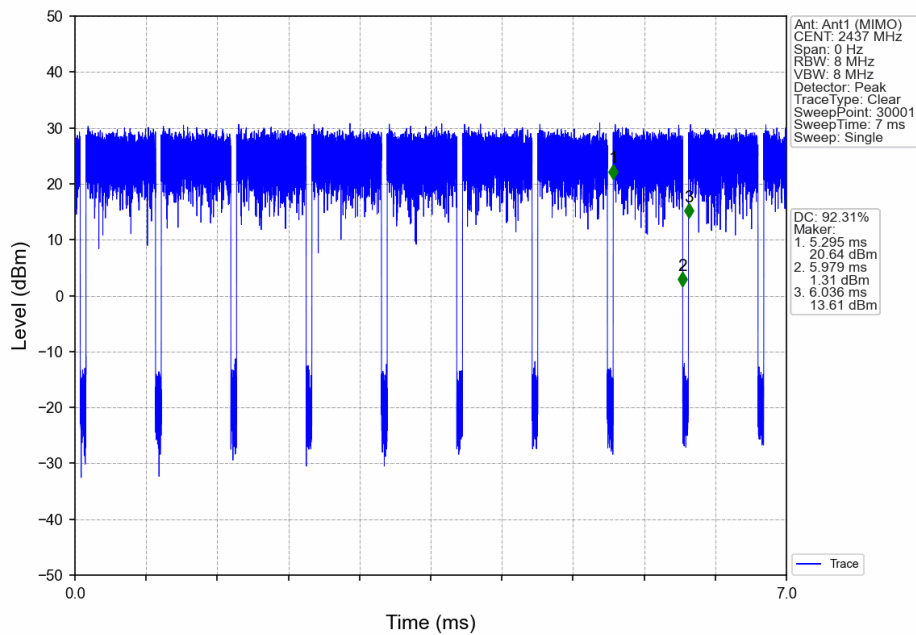
Unless otherwise agreed in writing, this document is issued by the Company subject to its General Conditions of Service printed overleaf, available on request or accessible at <https://www.sgs.com/en/Terms-and-Conditions>. Attention is drawn to the limitation of liability, indemnification and jurisdiction issues defined therein. Any holder of this document is advised that information contained hereon reflects the Company's findings at the time of its intervention only and within the limits of Client's instructions, if any. The Company's sole responsibility is to its Client and this document does not exonerate parties to a transaction from exercising all their rights and obligations under the transaction documents. This document cannot be reproduced except in full, without prior written approval of the Company. Any unauthorized alteration, forgery or falsification of the content or appearance of this document is unlawful and offenders may be prosecuted to the fullest extent of the law. Unless otherwise stated the results shown in this test report refer only to the sample(s) tested and such sample(s) are retained for 30 days only.

Attention: To check the authenticity of testing /inspection report & certificate, please contact us at telephone: (86-755) 8307 1443, or email: CN.Doccheck@sgs.com

### 802.11ac(VHT20)\_LCH\_2412MHz\_Ant1 (MIMO)\_NTNV



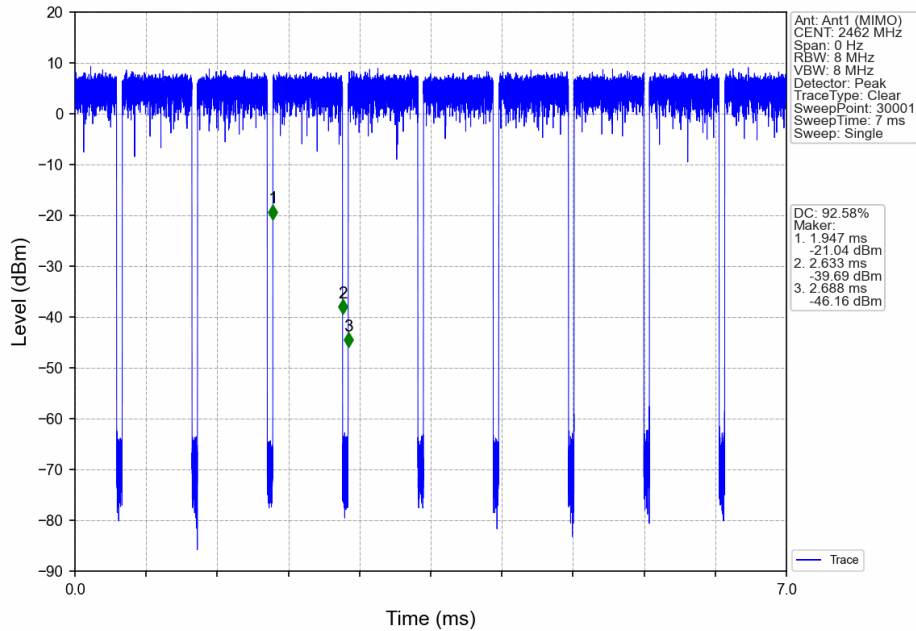
### 802.11ac(VHT20)\_MCH\_2437MHz\_Ant1 (MIMO)\_NTNV



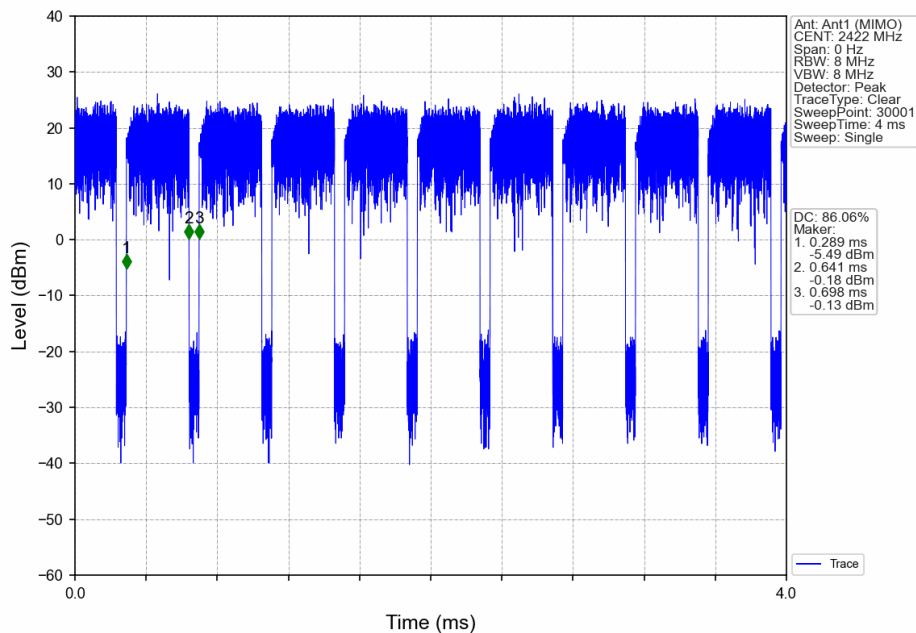
Unless otherwise agreed in writing, this document is issued by the Company subject to its General Conditions of Service printed overleaf, available on request or accessible at <https://www.sgs.com/en/Terms-and-Conditions>. Attention is drawn to the limitation of liability, indemnification and jurisdiction issues defined therein. Any holder of this document is advised that information contained hereon reflects the Company's findings at the time of its intervention only and within the limits of Client's instructions, if any. The Company's sole responsibility is to its Client and this document does not exonerate parties to a transaction from exercising all their rights and obligations under the transaction documents. This document cannot be reproduced except in full, without prior written approval of the Company. Any unauthorized alteration, forgery or falsification of the content or appearance of this document is unlawful and offenders may be prosecuted to the fullest extent of the law. Unless otherwise stated the results shown in this test report refer only to the sample(s) tested and such sample(s) are retained for 30 days only.

Attention: To check the authenticity of testing /inspection report & certificate, please contact us at telephone: (86-755) 8307 1443, or email: CN.Doccheck@sgs.com

### 802.11ac(VHT20)\_HCH\_2462MHz\_Ant1 (MIMO)\_NTNV



### 802.11ac(VHT40)\_LCH\_2422MHz\_Ant1 (MIMO)\_NTNV

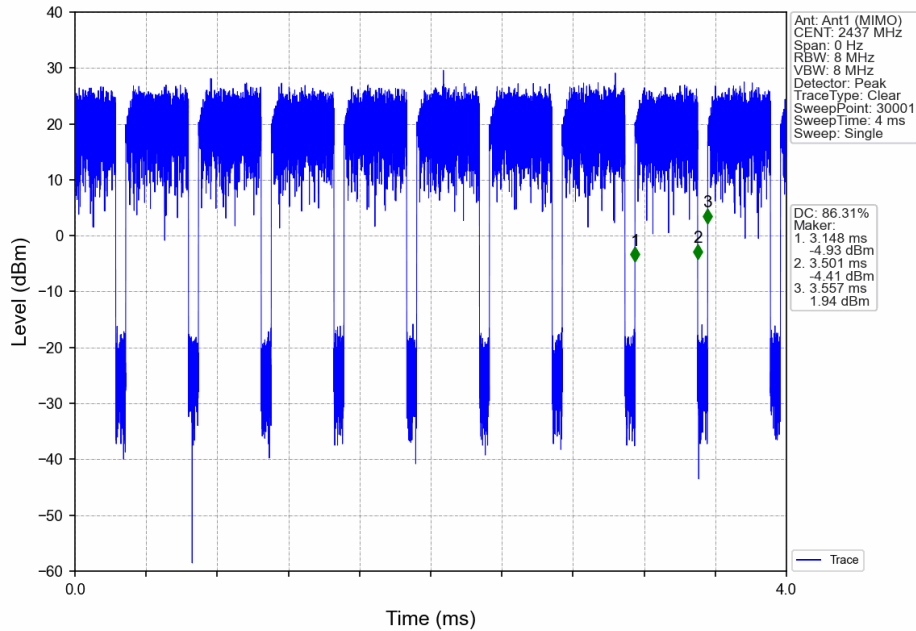


Unless otherwise agreed in writing, this document is issued by the Company subject to its General Conditions of Service printed overleaf, available on request or accessible at <https://www.sgs.com/en/Terms-and-Conditions>. Attention is drawn to the limitation of liability, indemnification and jurisdiction issues defined therein. Any holder of this document is advised that information contained hereon reflects the Company's findings at the time of its intervention only and within the limits of Client's instructions, if any. The Company's sole responsibility is to its Client and this document does not exonerate parties to a transaction from exercising all their rights and obligations under the transaction documents. This document cannot be reproduced except in full, without prior written approval of the Company. Any unauthorized alteration, forgery or falsification of the content or appearance of this document is unlawful and offenders may be prosecuted to the fullest extent of the law. Unless otherwise stated the results shown in this test report refer only to the sample(s) tested and such sample(s) are retained for 30 days only.

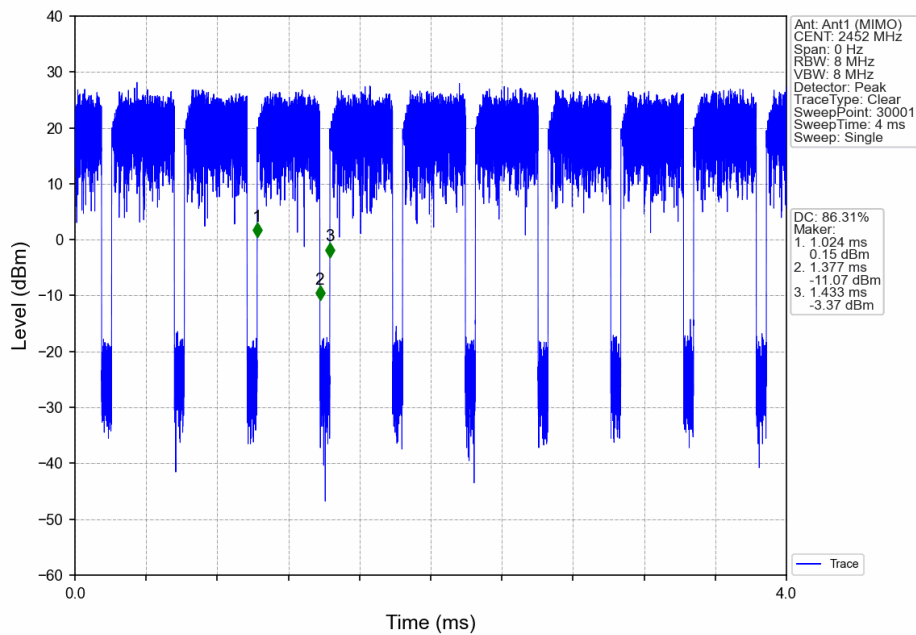
Attention: To check the authenticity of testing /inspection report & certificate, please contact us at telephone: (86-755) 8307 1443, or email: CN.Doccheck@sgs.com



### 802.11ac(VHT40)\_MCH\_2437MHz\_Ant1 (MIMO)\_NTNV



### 802.11ac(VHT40)\_HCH\_2452MHz\_Ant1 (MIMO)\_NTNV



Unless otherwise agreed in writing, this document is issued by the Company subject to its General Conditions of Service printed overleaf, available on request or accessible at <https://www.sgs.com/en/Terms-and-Conditions>. Attention is drawn to the limitation of liability, indemnification and jurisdiction issues defined therein. Any holder of this document is advised that information contained hereon reflects the Company's findings at the time of its intervention only and within the limits of Client's instructions, if any. The Company's sole responsibility is to its Client and this document does not exonerate parties to a transaction from exercising all their rights and obligations under the transaction documents. This document cannot be reproduced except in full, without prior written approval of the Company. Any unauthorized alteration, forgery or falsification of the content or appearance of this document is unlawful and offenders may be prosecuted to the fullest extent of the law. Unless otherwise stated the results shown in this test report refer only to the sample(s) tested and such sample(s) are retained for 30 days only.

## 2. Bandwidth

### 2.1 OBW

#### 2.1.1 Test Result

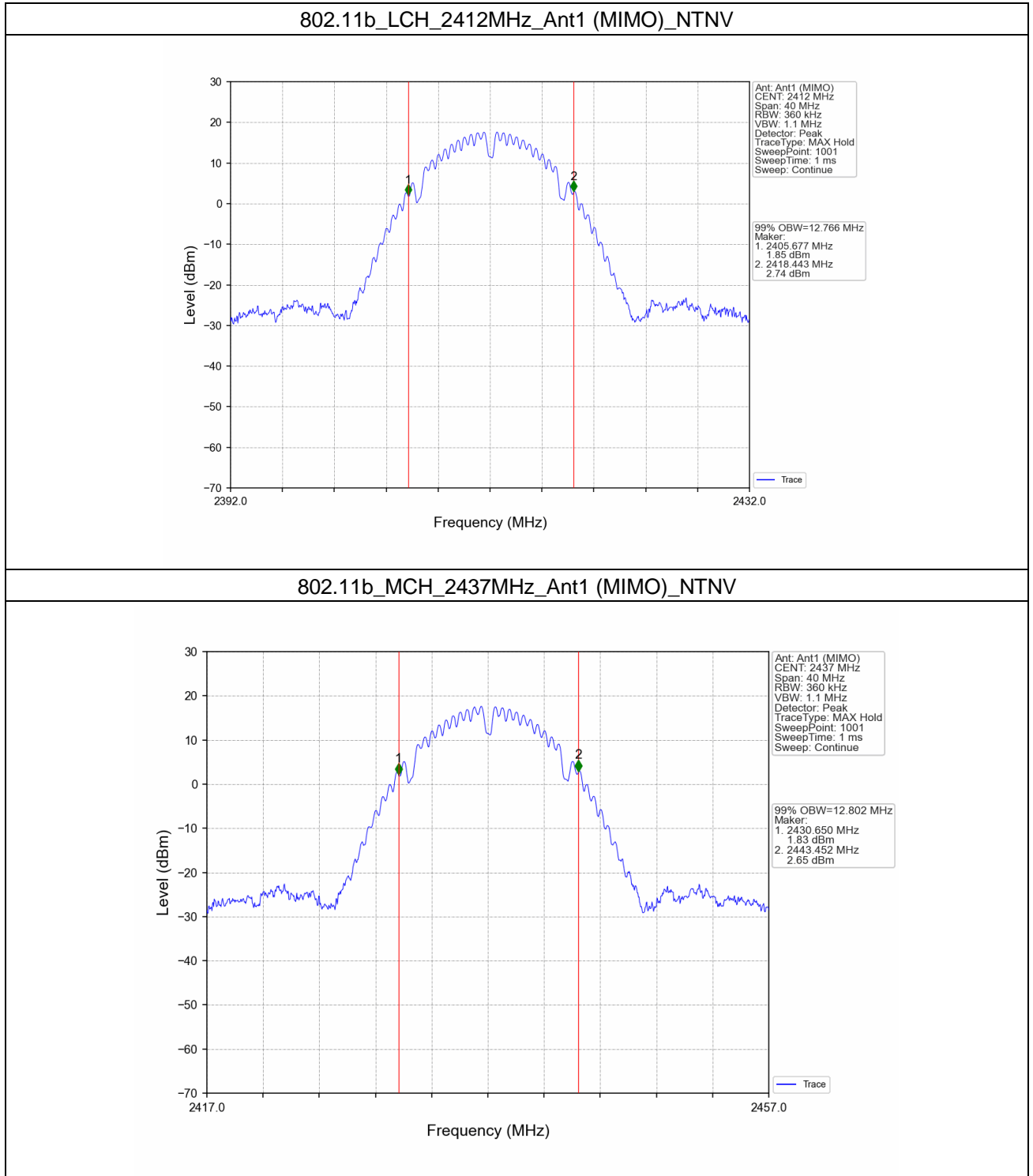
Mode	TX Type	Frequency (MHz)	RU	RU Pos	ANT	99% Occupied Bandwidth (MHz)	Verdict
						Result	
802.11b	MIMO	2412	/	/	1	12.766	Pass
		2437	/	/	1	12.802	Pass
		2462	/	/	1	13.089	Pass
802.11g	MIMO	2412	/	/	1	18.105	Pass
		2437	/	/	1	19.726	Pass
		2462	/	/	1	19.652	Pass
802.11n (HT20)	MIMO	2412	/	/	1	18.754	Pass
		2437	/	/	1	19.780	Pass
		2462	/	/	1	20.033	Pass
802.11n (HT40)	MIMO	2422	/	/	1	37.219	Pass
		2437	/	/	1	37.665	Pass
		2452	/	/	1	37.290	Pass
802.11ax (HEW20)	MIMO	2412	RU242	Left	1	19.141	Pass
		2437	RU242	Left	1	19.623	Pass
		2462	RU242	Left	1	19.668	Pass
802.11ax (HEW40)	MIMO	2422	RU484	Left	1	38.226	Pass
		2437	RU484	Left	1	38.407	Pass
		2452	RU484	Left	1	38.334	Pass
802.11ac (VHT20)	MIMO	2412	/	/	1	18.753	Pass
		2437	/	/	1	20.902	Pass
		2462	/	/	1	19.771	Pass
802.11ac (VHT40)	MIMO	2422	/	/	1	37.156	Pass
		2437	/	/	1	37.789	Pass
		2452	/	/	1	37.639	Pass



Unless otherwise agreed in writing, this document is issued by the Company subject to its General Conditions of Service printed overleaf, available on request or accessible at <https://www.sgs.com/en/Terms-and-Conditions>. Attention is drawn to the limitation of liability, indemnification and jurisdiction issues defined therein. Any holder of this document is advised that information contained hereon reflects the Company's findings at the time of its intervention only and within the limits of Client's instructions, if any. The Company's sole responsibility is to its Client and this document does not exonerate parties to a transaction from exercising all their rights and obligations under the transaction documents. This document cannot be reproduced except in full, without prior written approval of the Company. Any unauthorized alteration, forgery or falsification of the content or appearance of this document is unlawful and offenders may be prosecuted to the fullest extent of the law. Unless otherwise stated the results shown in this test report refer only to the sample(s) tested and such sample(s) are retained for 30 days only.

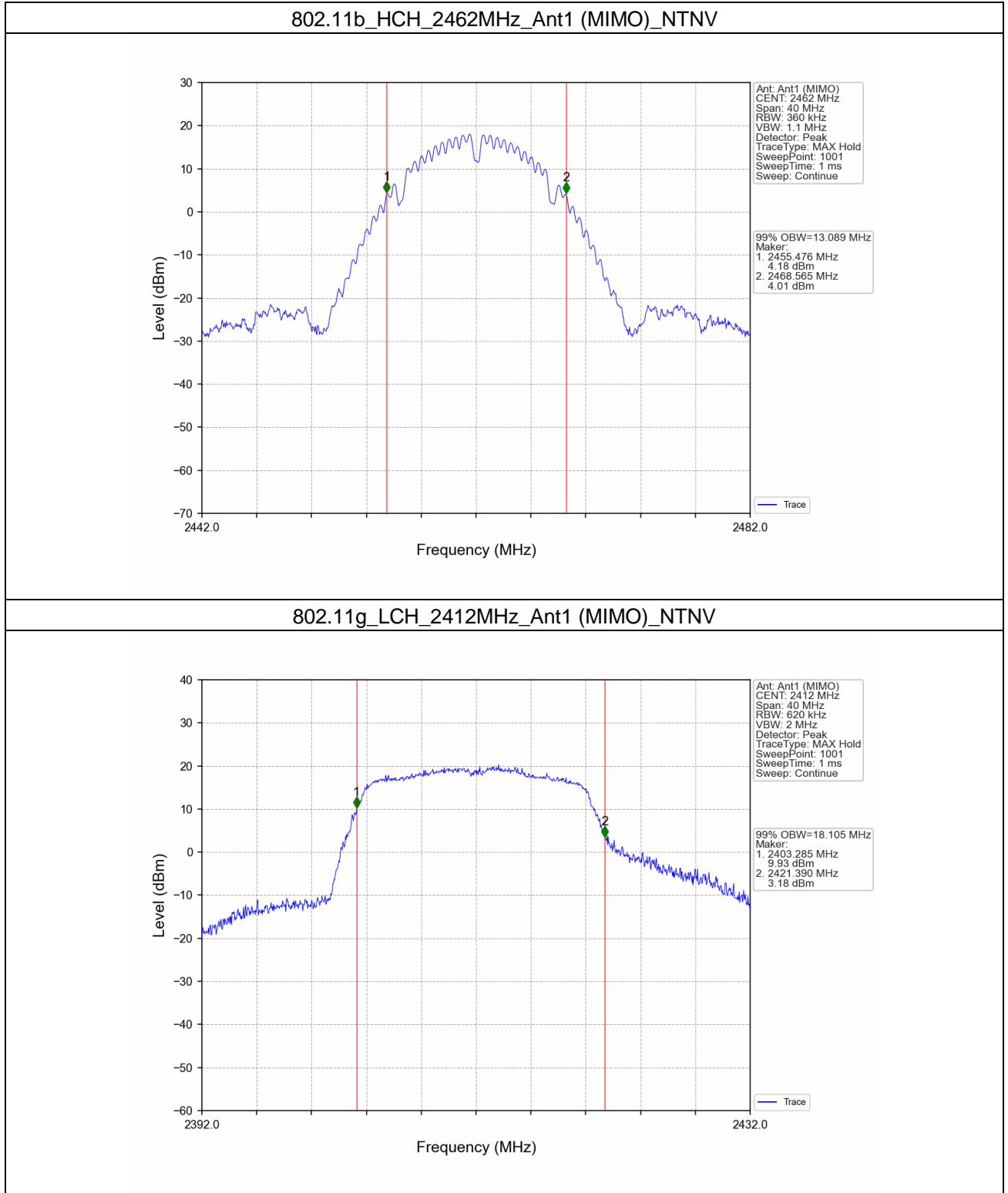
Attention: To check the authenticity of testing /inspection report & certificate, please contact us at telephone: (86-755) 8307 1443, or email: CN.Doccheck@sgs.com

### 2.1.2 Test Graph



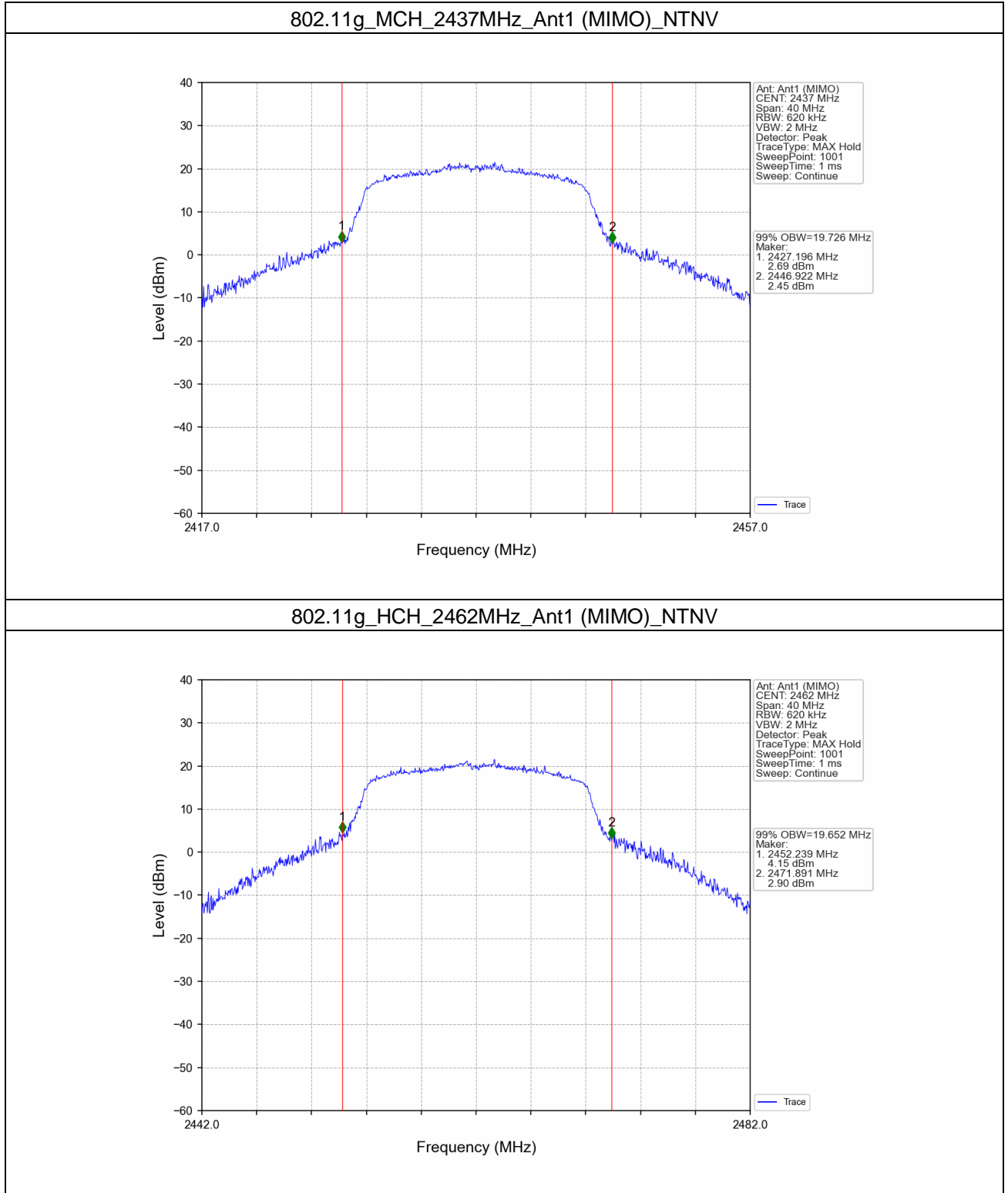
Unless otherwise agreed in writing, this document is issued by the Company subject to its General Conditions of Service printed overleaf, available on request or accessible at <https://www.sgs.com/en/Terms-and-Conditions>. Attention is drawn to the limitation of liability, indemnification and jurisdiction issues defined therein. Any holder of this document is advised that information contained hereon reflects the Company's findings at the time of its intervention only and within the limits of Client's instructions, if any. The Company's sole responsibility is to its Client and this document does not exonerate parties to a transaction from exercising all their rights and obligations under the transaction documents. This document cannot be reproduced except in full, without prior written approval of the Company. Any unauthorized alteration, forgery or falsification of the content or appearance of this document is unlawful and offenders may be prosecuted to the fullest extent of the law. Unless otherwise stated the results shown in this test report refer only to the sample(s) tested and such sample(s) are retained for 30 days only.

Attention: To check the authenticity of testing /inspection report & certificate, please contact us at telephone: (86-755) 8307 1443, or email: CN.Doccheck@sgs.com



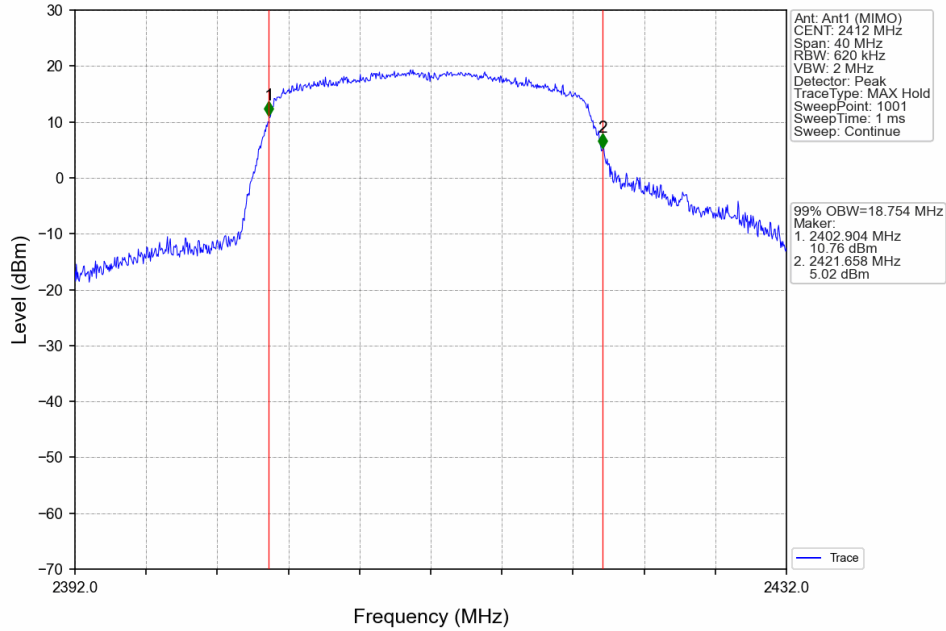
Unless otherwise agreed in writing, this document is issued by the Company subject to its General Conditions of Service printed overleaf, available on request or accessible at <https://www.sgs.com/en/Terms-and-Conditions>. Attention is drawn to the limitation of liability, indemnification and jurisdiction issues defined therein. Any holder of this document is advised that information contained hereon reflects the Company's findings at the time of its intervention only and within the limits of Client's instructions, if any. The Company's sole responsibility is to its Client and this document does not exonerate parties to a transaction from exercising all their rights and obligations under the transaction documents. This document cannot be reproduced except in full, without prior written approval of the Company. Any unauthorized alteration, forgery or falsification of the content or appearance of this document is unlawful and offenders may be prosecuted to the fullest extent of the law. Unless otherwise stated the results shown in this test report refer only to the sample(s) tested and such sample(s) are retained for 30 days only.



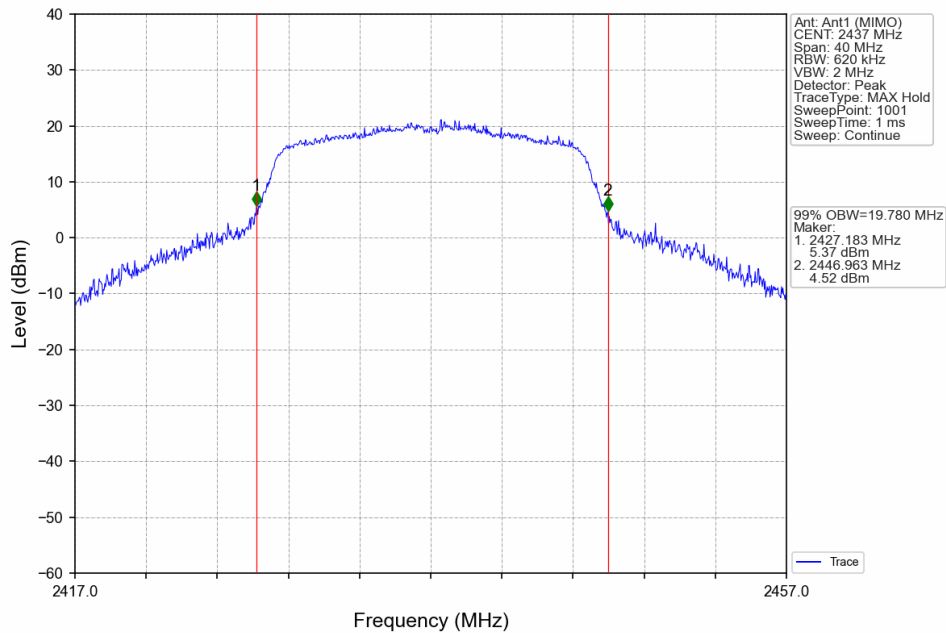


Unless otherwise agreed in writing, this document is issued by the Company subject to its General Conditions of Service printed overleaf, available on request or accessible at <https://www.sgs.com/en/Terms-and-Conditions>. Attention is drawn to the limitation of liability, indemnification and jurisdiction issues defined therein. Any holder of this document is advised that information contained hereon reflects the Company's findings at the time of its intervention only and within the limits of Client's instructions, if any. The Company's sole responsibility is to its Client and this document does not exonerate parties to a transaction from exercising all their rights and obligations under the transaction documents. This document cannot be reproduced except in full, without prior written approval of the Company. Any unauthorized alteration, forgery or falsification of the content or appearance of this document is unlawful and offenders may be prosecuted to the fullest extent of the law. Unless otherwise stated the results shown in this test report refer only to the sample(s) tested and such sample(s) are retained for 30 days only.

### 802.11n(HT20)\_LCH\_2412MHz\_Ant1 (MIMO)\_NTNV

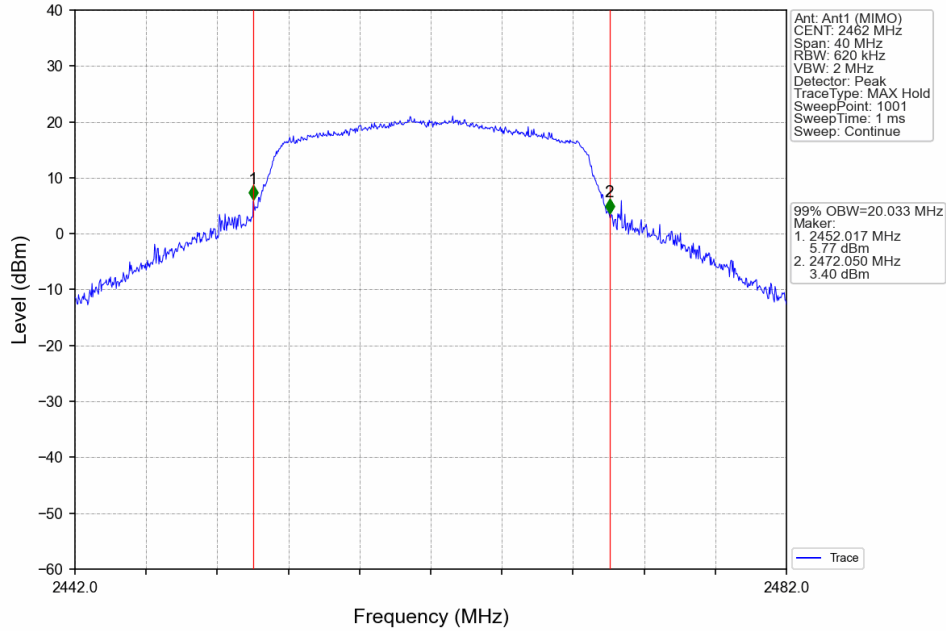


### 802.11n(HT20)\_MCH\_2437MHz\_Ant1 (MIMO)\_NTNV

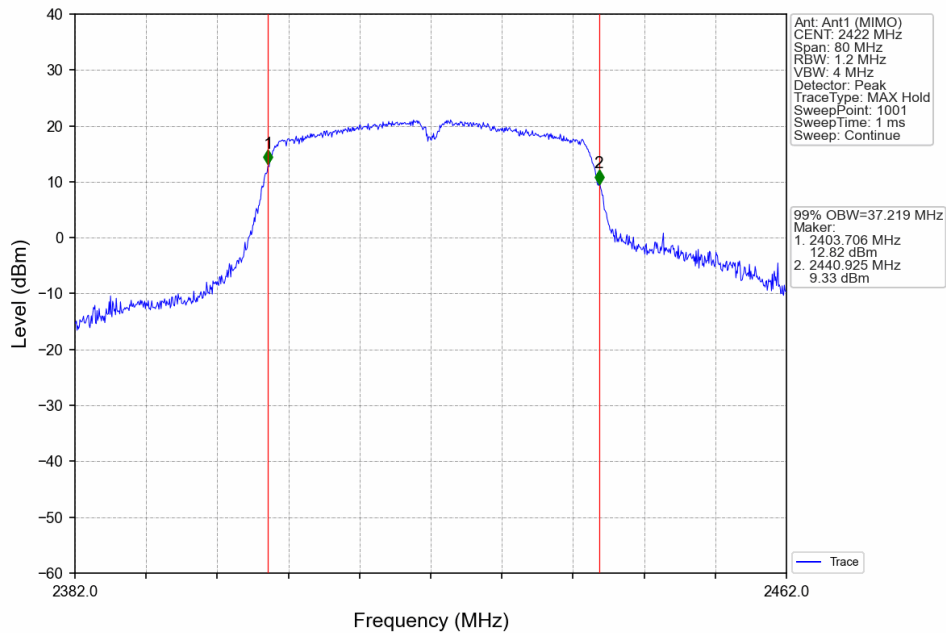


Unless otherwise agreed in writing, this document is issued by the Company subject to its General Conditions of Service printed overleaf, available on request or accessible at <https://www.sgs.com/en/Terms-and-Conditions>. Attention is drawn to the limitation of liability, indemnification and jurisdiction issues defined therein. Any holder of this document is advised that information contained hereon reflects the Company's findings at the time of its intervention only and within the limits of Client's instructions, if any. The Company's sole responsibility is to its Client and this document does not exonerate parties to a transaction from exercising all their rights and obligations under the transaction documents. This document cannot be reproduced except in full, without prior written approval of the Company. Any unauthorized alteration, forgery or falsification of the content or appearance of this document is unlawful and offenders may be prosecuted to the fullest extent of the law. Unless otherwise stated the results shown in this test report refer only to the sample(s) tested and such sample(s) are retained for 30 days only.

### 802.11n(HT20)\_HCH\_2462MHz\_Ant1 (MIMO)\_NTNV



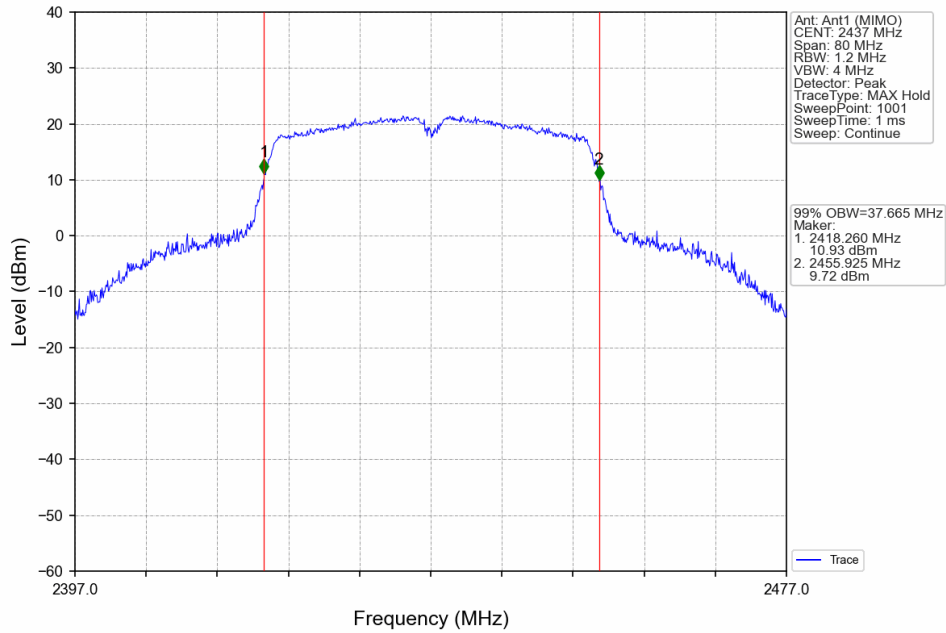
### 802.11n(HT40)\_LCH\_2422MHz\_Ant1 (MIMO)\_NTNV



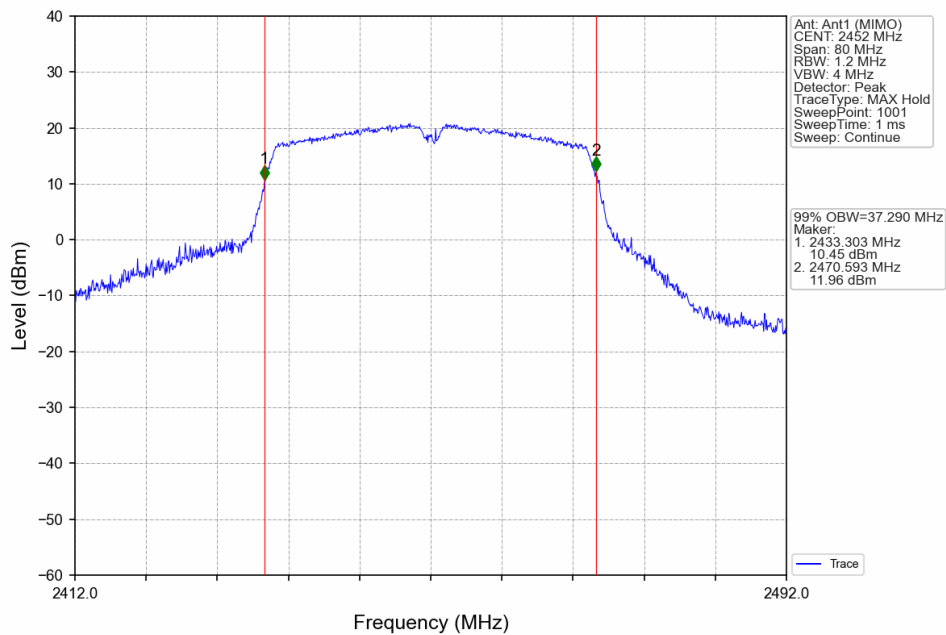
Unless otherwise agreed in writing, this document is issued by the Company subject to its General Conditions of Service printed overleaf, available on request or accessible at <https://www.sgs.com/en/Terms-and-Conditions>. Attention is drawn to the limitation of liability, indemnification and jurisdiction issues defined therein. Any holder of this document is advised that information contained hereon reflects the Company's findings at the time of its intervention only and within the limits of Client's instructions, if any. The Company's sole responsibility is to its Client and this document does not exonerate parties to a transaction from exercising all their rights and obligations under the transaction documents. This document cannot be reproduced except in full, without prior written approval of the Company. Any unauthorized alteration, forgery or falsification of the content or appearance of this document is unlawful and offenders may be prosecuted to the fullest extent of the law. Unless otherwise stated the results shown in this test report refer only to the sample(s) tested and such sample(s) are retained for 30 days only.

Attention: To check the authenticity of testing /inspection report & certificate, please contact us at telephone: (86-755) 8307 1443, or email: CN.Doccheck@sgs.com

### 802.11n(HT40)\_MCH\_2437MHz\_Ant1 (MIMO)\_NTNV



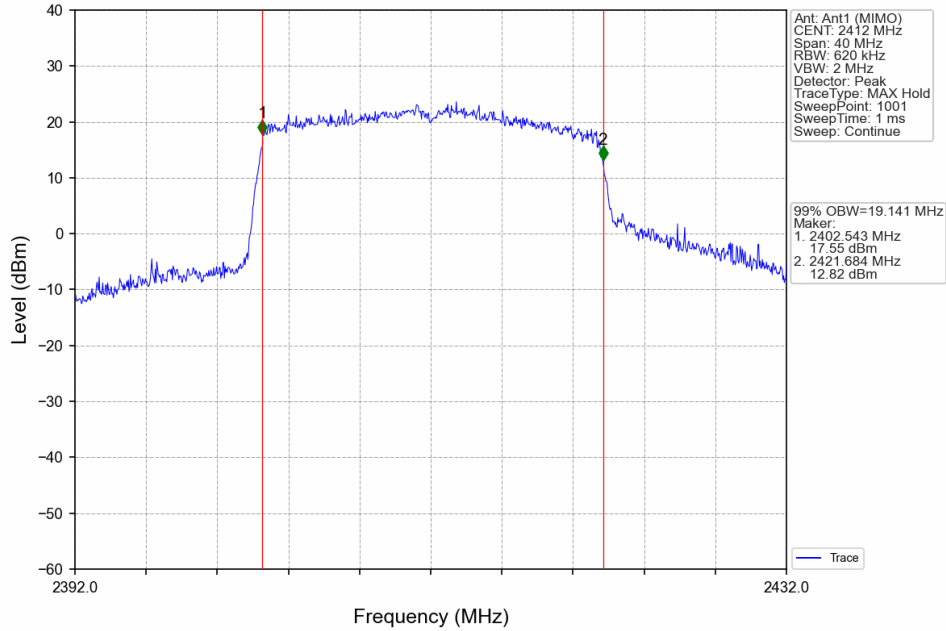
### 802.11n(HT40)\_HCH\_2452MHz\_Ant1 (MIMO)\_NTNV



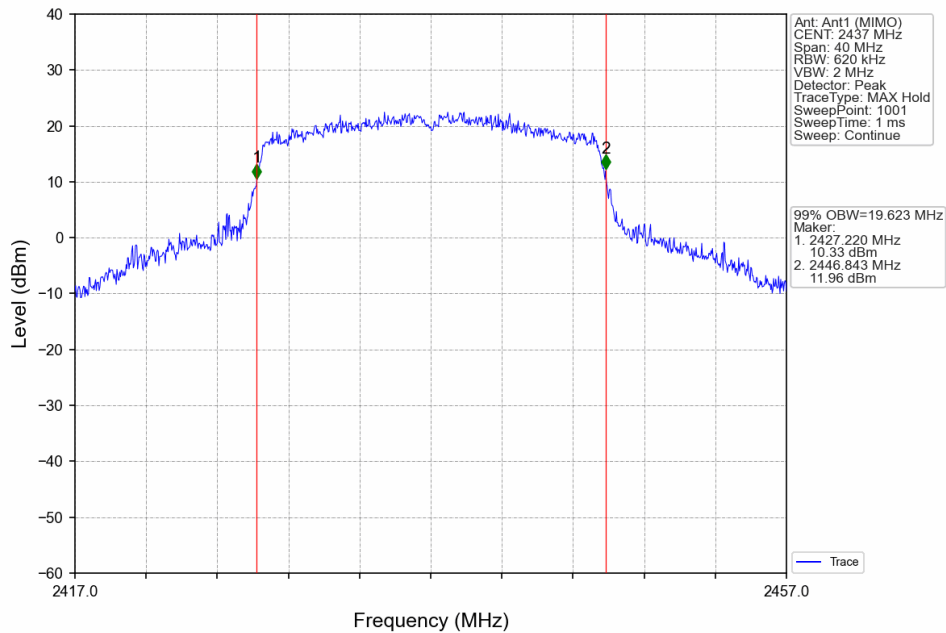
Unless otherwise agreed in writing, this document is issued by the Company subject to its General Conditions of Service printed overleaf, available on request or accessible at <https://www.sgs.com/en/Terms-and-Conditions>. Attention is drawn to the limitation of liability, indemnification and jurisdiction issues defined therein. Any holder of this document is advised that information contained hereon reflects the Company's findings at the time of its intervention only and within the limits of Client's instructions, if any. The Company's sole responsibility is to its Client and this document does not exonerate parties to a transaction from exercising all their rights and obligations under the transaction documents. This document cannot be reproduced except in full, without prior written approval of the Company. Any unauthorized alteration, forgery or falsification of the content or appearance of this document is unlawful and offenders may be prosecuted to the fullest extent of the law. Unless otherwise stated the results shown in this test report refer only to the sample(s) tested and such sample(s) are retained for 30 days only.



### 802.11ax(HEW20)\_LCH\_2412MHz\_RU242\_Left\_Ant1 (MIMO)\_NTNV



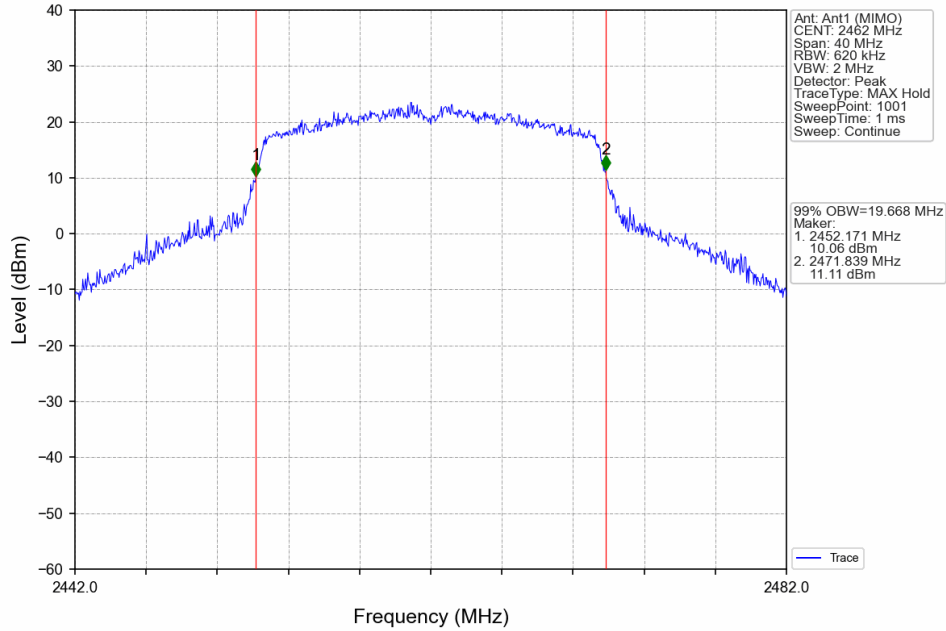
### 802.11ax(HEW20)\_MCH\_2437MHz\_RU242\_Left\_Ant1 (MIMO)\_NTNV



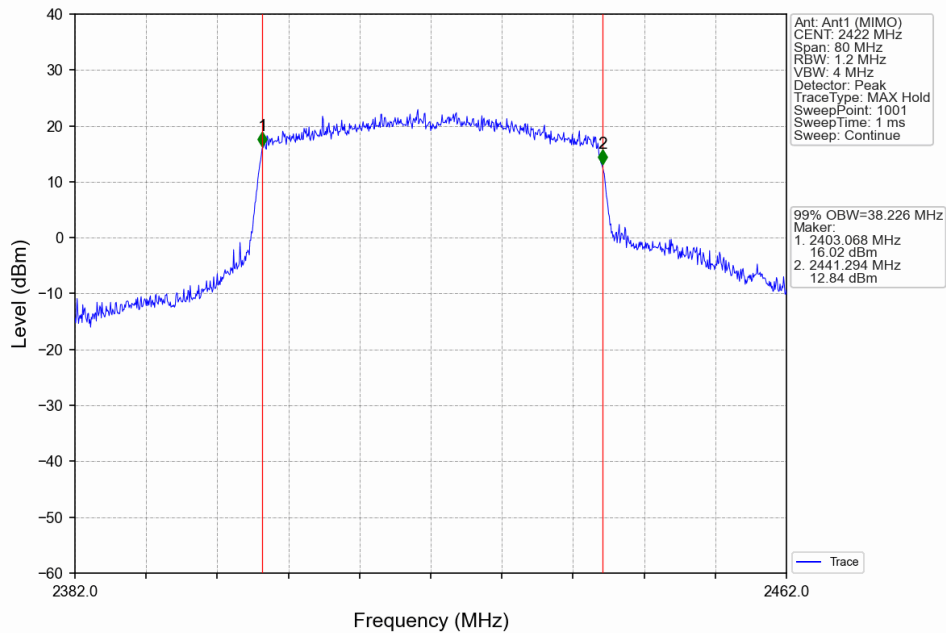
Unless otherwise agreed in writing, this document is issued by the Company subject to its General Conditions of Service printed overleaf, available on request or accessible at <https://www.sgs.com/en/Terms-and-Conditions>. Attention is drawn to the limitation of liability, indemnification and jurisdiction issues defined therein. Any holder of this document is advised that information contained hereon reflects the Company's findings at the time of its intervention only and within the limits of Client's instructions, if any. The Company's sole responsibility is to its Client and this document does not exonerate parties to a transaction from exercising all their rights and obligations under the transaction documents. This document cannot be reproduced except in full, without prior written approval of the Company. Any unauthorized alteration, forgery or falsification of the content or appearance of this document is unlawful and offenders may be prosecuted to the fullest extent of the law. Unless otherwise stated the results shown in this test report refer only to the sample(s) tested and such sample(s) are retained for 30 days only.

Attention: To check the authenticity of testing /inspection report & certificate, please contact us at telephone: (86-755) 8307 1443, or email: CN.Doccheck@sgs.com

### 802.11ax(HEW20)\_HCH\_2462MHz\_RU242\_Left\_Ant1 (MIMO)\_NTNV

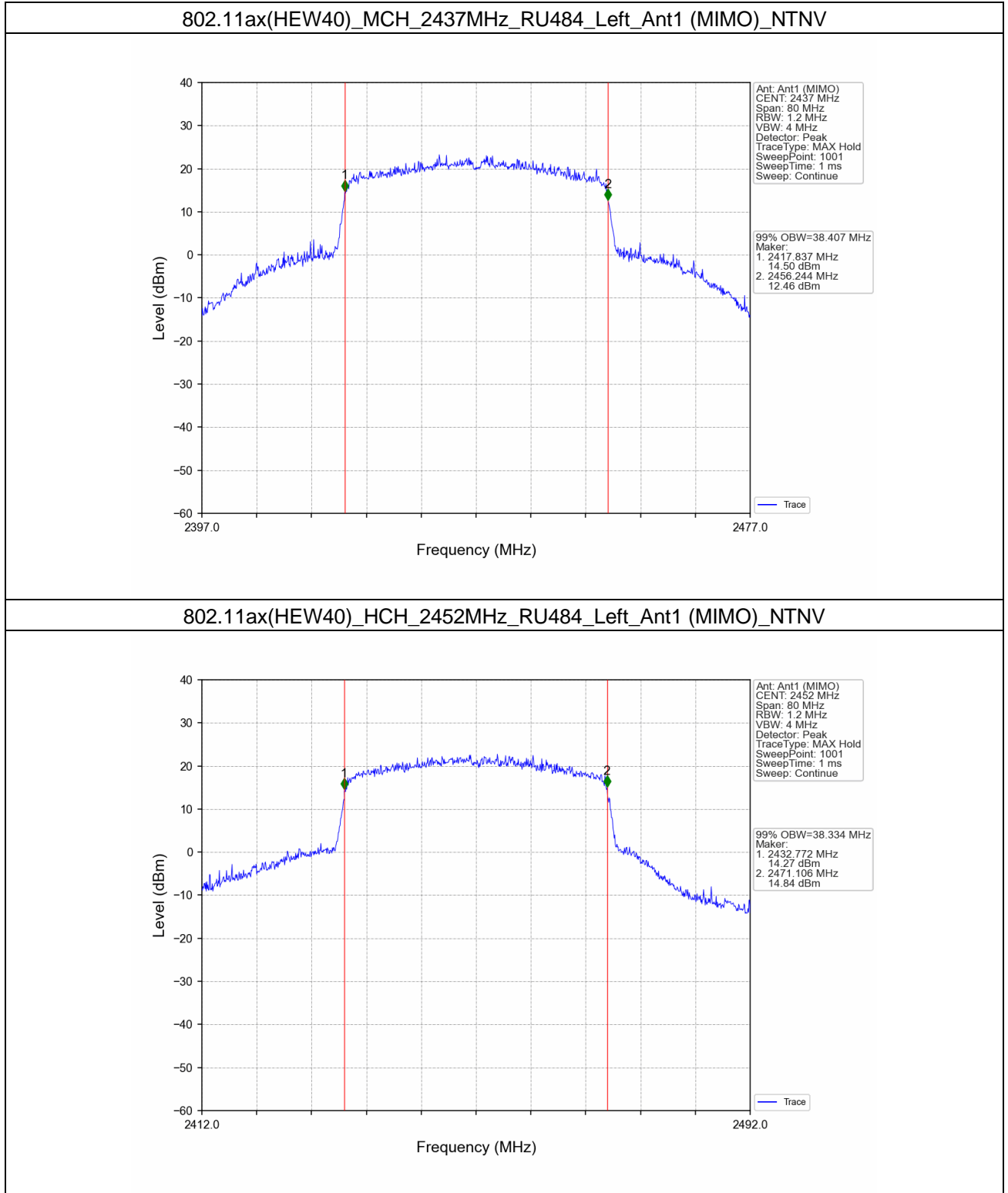


### 802.11ax(HEW40)\_LCH\_2422MHz\_RU484\_Left\_Ant1 (MIMO)\_NTNV



Unless otherwise agreed in writing, this document is issued by the Company subject to its General Conditions of Service printed overleaf, available on request or accessible at <https://www.sgs.com/en/Terms-and-Conditions>. Attention is drawn to the limitation of liability, indemnification and jurisdiction issues defined therein. Any holder of this document is advised that information contained hereon reflects the Company's findings at the time of its intervention only and within the limits of Client's instructions, if any. The Company's sole responsibility is to its Client and this document does not exonerate parties to a transaction from exercising all their rights and obligations under the transaction documents. This document cannot be reproduced except in full, without prior written approval of the Company. Any unauthorized alteration, forgery or falsification of the content or appearance of this document is unlawful and offenders may be prosecuted to the fullest extent of the law. Unless otherwise stated the results shown in this test report refer only to the sample(s) tested and such sample(s) are retained for 30 days only.

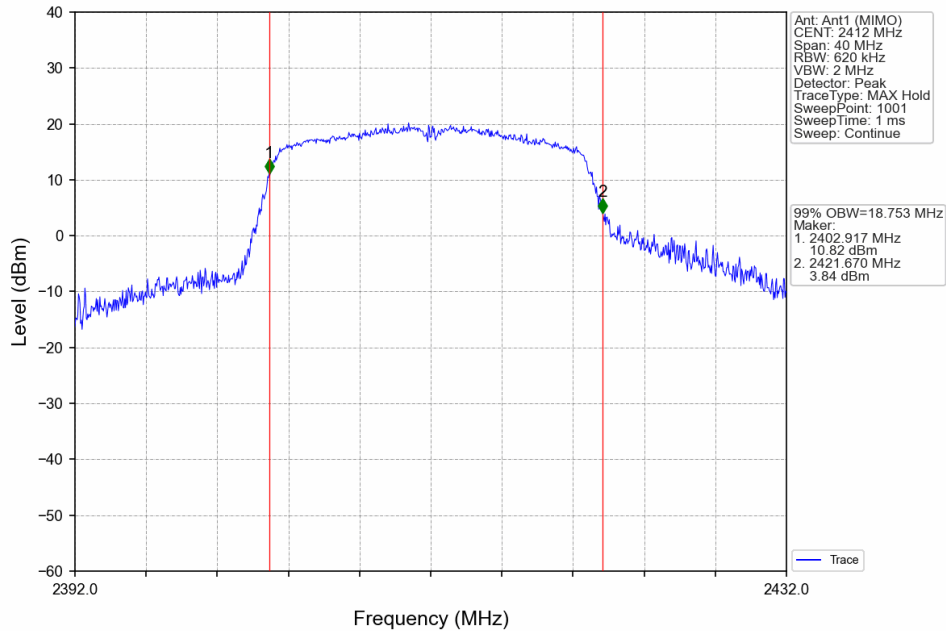
Attention: To check the authenticity of testing /inspection report & certificate, please contact us at telephone: (86-755) 8307 1443, or email: CN.Doccheck@sgs.com



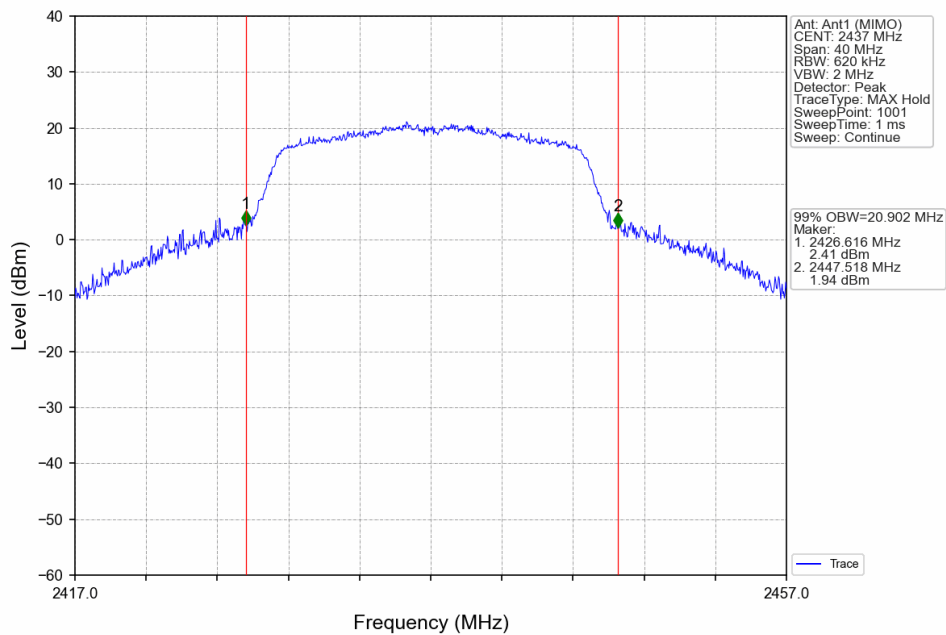
Unless otherwise agreed in writing, this document is issued by the Company subject to its General Conditions of Service printed overleaf, available on request or accessible at <https://www.sgs.com/en/Terms-and-Conditions>. Attention is drawn to the limitation of liability, indemnification and jurisdiction issues defined therein. Any holder of this document is advised that information contained hereon reflects the Company's findings at the time of its intervention only and within the limits of Client's instructions, if any. The Company's sole responsibility is to its Client and this document does not exonerate parties to a transaction from exercising all their rights and obligations under the transaction documents. This document cannot be reproduced except in full, without prior written approval of the Company. Any unauthorized alteration, forgery or falsification of the content or appearance of this document is unlawful and offenders may be prosecuted to the fullest extent of the law. Unless otherwise stated the results shown in this test report refer only to the sample(s) tested and such sample(s) are retained for 30 days only.

Attention: To check the authenticity of testing /inspection report & certificate, please contact us at telephone: (86-755) 8307 1443, or email: CN.Doccheck@sgs.com

### 802.11ac(VHT20)\_LCH\_2412MHz\_Ant1 (MIMO)\_NTNV



### 802.11ac(VHT20)\_MCH\_2437MHz\_Ant1 (MIMO)\_NTNV

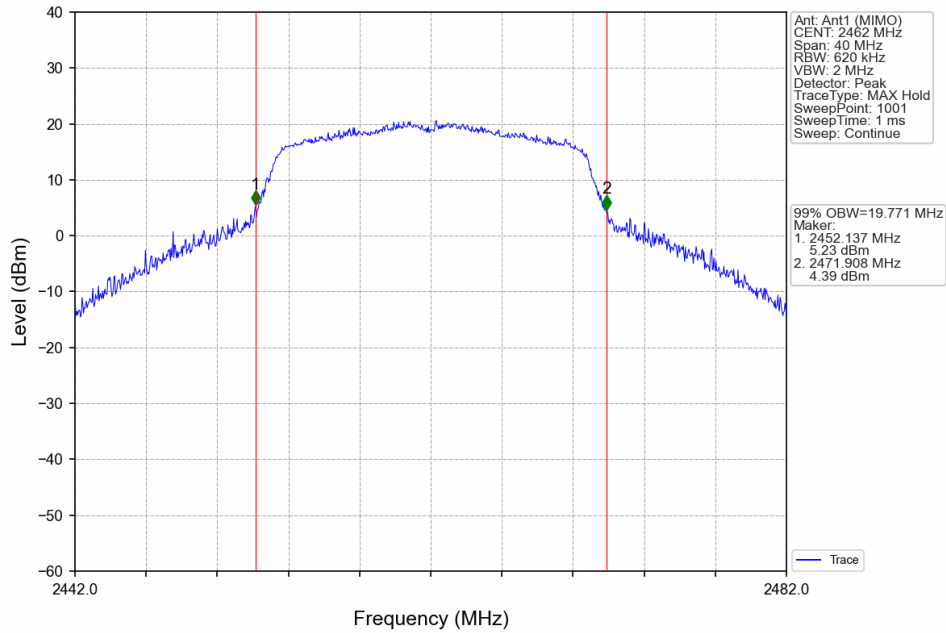


Unless otherwise agreed in writing, this document is issued by the Company subject to its General Conditions of Service printed overleaf, available on request or accessible at <https://www.sgs.com/en/Terms-and-Conditions>. Attention is drawn to the limitation of liability, indemnification and jurisdiction issues defined therein. Any holder of this document is advised that information contained hereon reflects the Company's findings at the time of its intervention only and within the limits of Client's instructions, if any. The Company's sole responsibility is to its Client and this document does not exonerate parties to a transaction from exercising all their rights and obligations under the transaction documents. This document cannot be reproduced except in full, without prior written approval of the Company. Any unauthorized alteration, forgery or falsification of the content or appearance of this document is unlawful and offenders may be prosecuted to the fullest extent of the law. Unless otherwise stated the results shown in this test report refer only to the sample(s) tested and such sample(s) are retained for 30 days only.

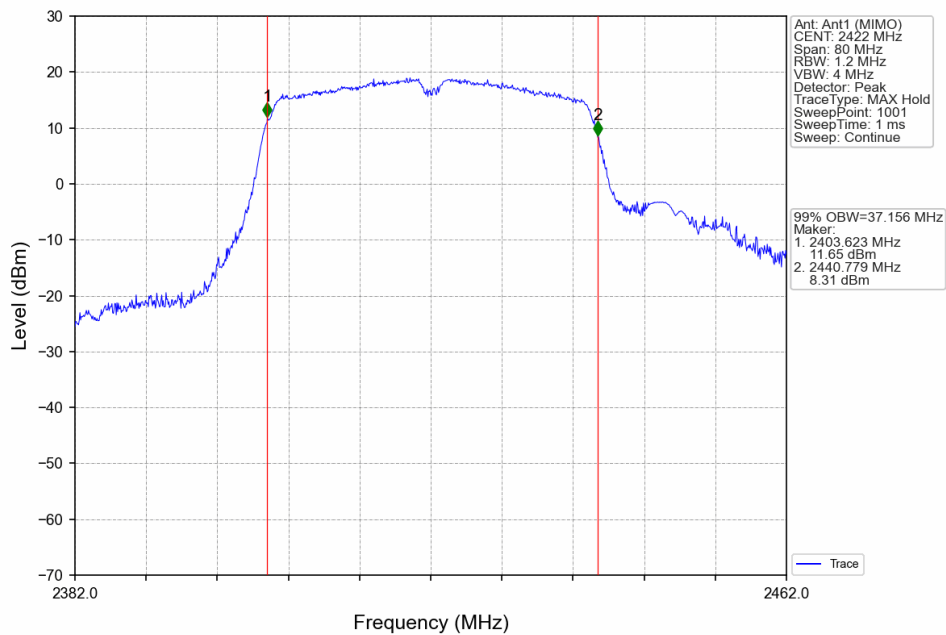
Attention: To check the authenticity of testing /inspection report & certificate, please contact us at telephone: (86-755) 8307 1443, or email: CN.Doccheck@sgs.com



### 802.11ac(VHT20)\_HCH\_2462MHz\_Ant1 (MIMO)\_NTNV



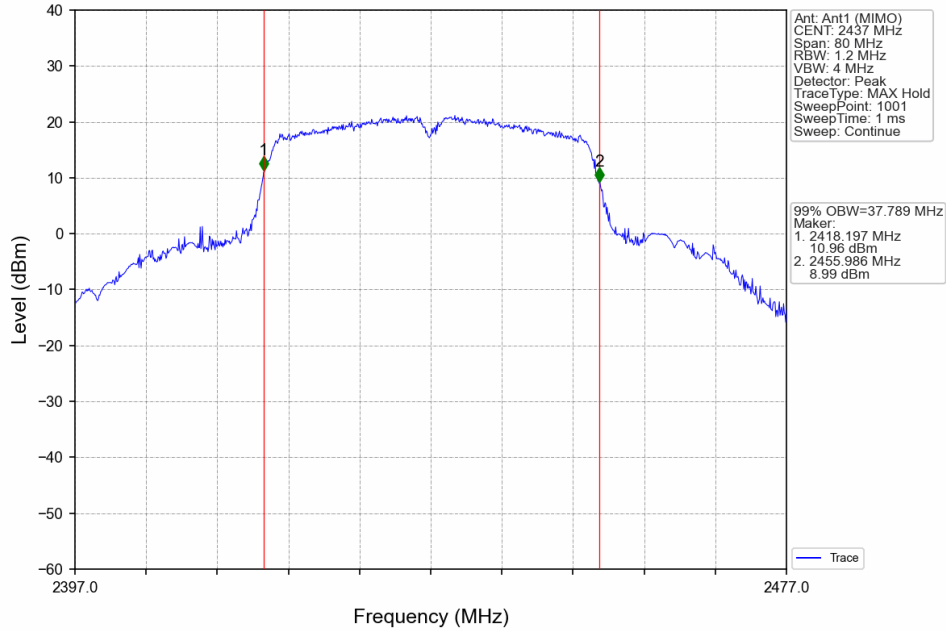
### 802.11ac(VHT40)\_LCH\_2422MHz\_Ant1 (MIMO)\_NTNV



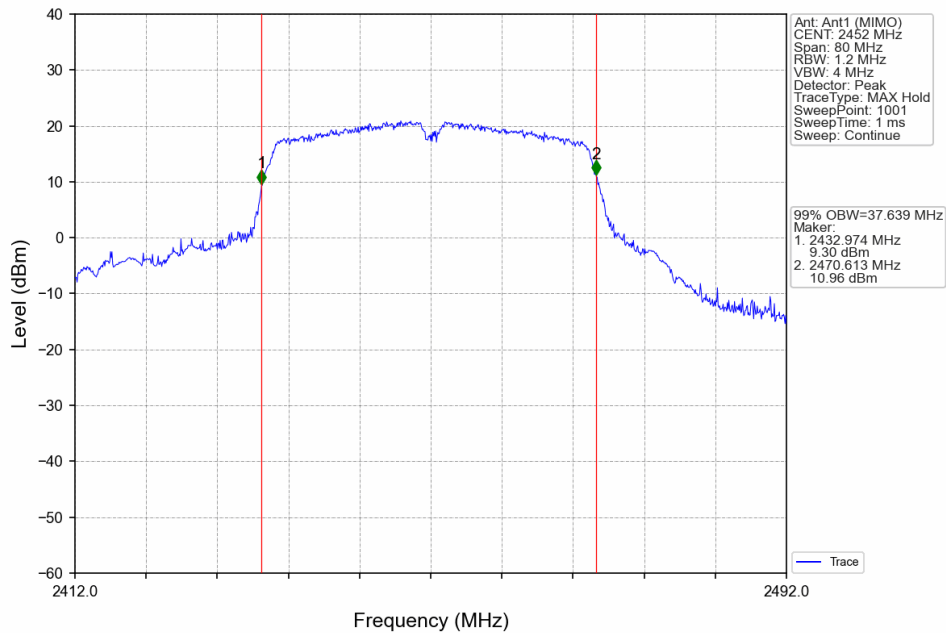
Unless otherwise agreed in writing, this document is issued by the Company subject to its General Conditions of Service printed overleaf, available on request or accessible at <https://www.sgs.com/en/Terms-and-Conditions>. Attention is drawn to the limitation of liability, indemnification and jurisdiction issues defined therein. Any holder of this document is advised that information contained hereon reflects the Company's findings at the time of its intervention only and within the limits of Client's instructions, if any. The Company's sole responsibility is to its Client and this document does not exonerate parties to a transaction from exercising all their rights and obligations under the transaction documents. This document cannot be reproduced except in full, without prior written approval of the Company. Any unauthorized alteration, forgery or falsification of the content or appearance of this document is unlawful and offenders may be prosecuted to the fullest extent of the law. Unless otherwise stated the results shown in this test report refer only to the sample(s) tested and such sample(s) are retained for 30 days only.

Attention: To check the authenticity of testing /inspection report & certificate, please contact us at telephone: (86-755) 8307 1443, or email: CN.Doccheck@sgs.com

### 802.11ac(VHT40)\_MCH\_2437MHz\_Ant1 (MIMO)\_NTNV



### 802.11ac(VHT40)\_HCH\_2452MHz\_Ant1 (MIMO)\_NTNV



Unless otherwise agreed in writing, this document is issued by the Company subject to its General Conditions of Service printed overleaf, available on request or accessible at <https://www.sgs.com/en/Terms-and-Conditions>. Attention is drawn to the limitation of liability, indemnification and jurisdiction issues defined therein. Any holder of this document is advised that information contained hereon reflects the Company's findings at the time of its intervention only and within the limits of Client's instructions, if any. The Company's sole responsibility is to its Client and this document does not exonerate parties to a transaction from exercising all their rights and obligations under the transaction documents. This document cannot be reproduced except in full, without prior written approval of the Company. Any unauthorized alteration, forgery or falsification of the content or appearance of this document is unlawful and offenders may be prosecuted to the fullest extent of the law. Unless otherwise stated the results shown in this test report refer only to the sample(s) tested and such sample(s) are retained for 30 days only.

2.2 6dB BW

2.2.1 Test Result

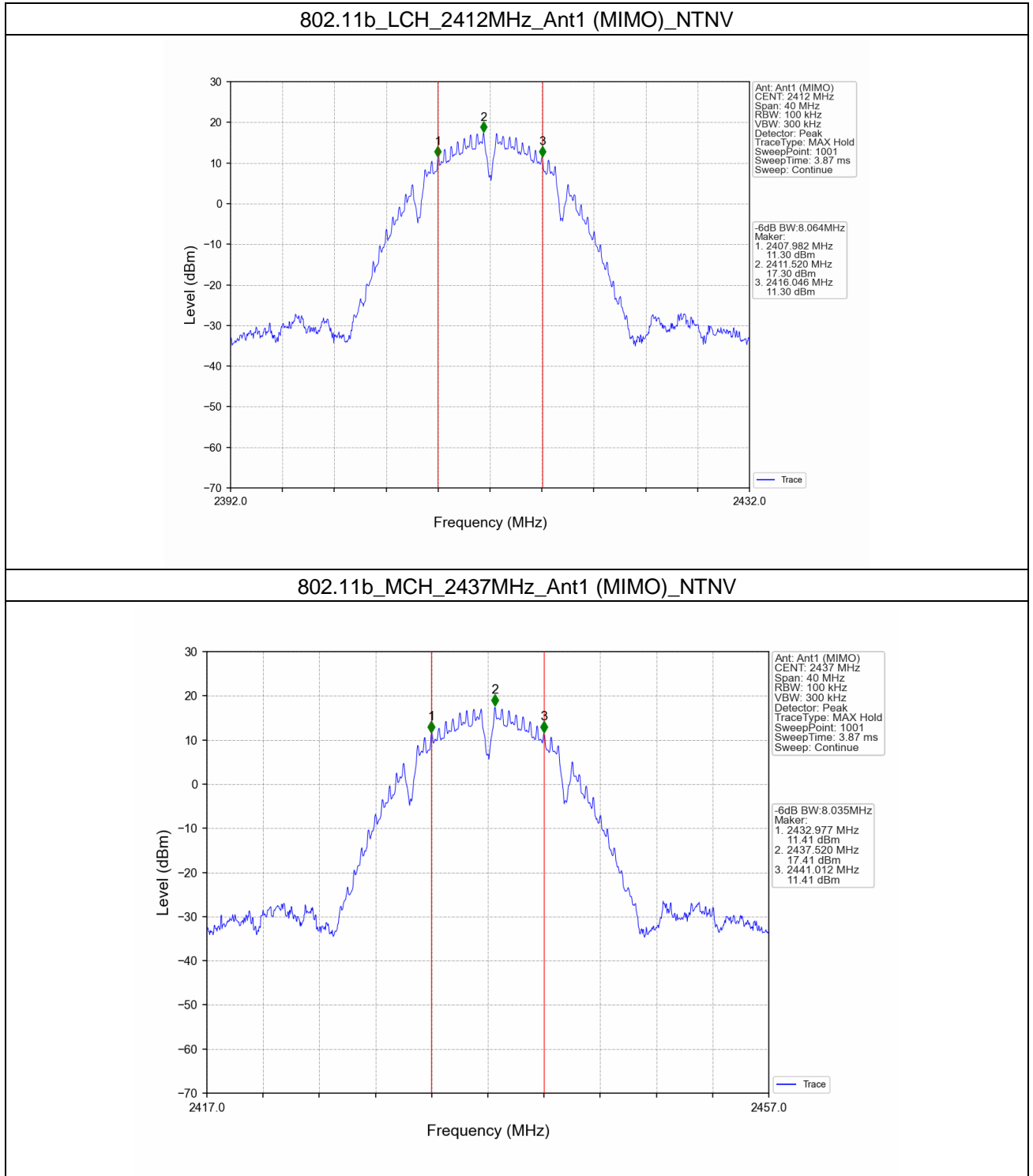
Mode	TX Type	Frequency (MHz)	RU	RU Pos	ANT	6dB Bandwidth (MHz)		Verdict
						Result	Limit	
802.11b	MIMO	2412	/	/	1	8.064	>=0.5	Pass
		2437	/	/	1	8.035	>=0.5	Pass
		2462	/	/	1	8.084	>=0.5	Pass
802.11g	MIMO	2412	/	/	1	15.153	>=0.5	Pass
		2437	/	/	1	15.138	>=0.5	Pass
		2462	/	/	1	15.142	>=0.5	Pass
802.11n (HT20)	MIMO	2412	/	/	1	15.166	>=0.5	Pass
		2437	/	/	1	15.133	>=0.5	Pass
		2462	/	/	1	15.162	>=0.5	Pass
802.11n (HT40)	MIMO	2422	/	/	1	35.147	>=0.5	Pass
		2437	/	/	1	35.131	>=0.5	Pass
		2452	/	/	1	35.128	>=0.5	Pass
802.11ax (HEW20)	MIMO	2412	RU242	Left	1	16.560	>=0.5	Pass
		2437	RU242	Left	1	15.164	>=0.5	Pass
		2462	RU242	Left	1	15.161	>=0.5	Pass
802.11ax (HEW40)	MIMO	2422	RU484	Left	1	36.603	>=0.5	Pass
		2437	RU484	Left	1	35.447	>=0.5	Pass
		2452	RU484	Left	1	35.138	>=0.5	Pass
802.11ac (VHT20)	MIMO	2412	/	/	1	15.161	>=0.5	Pass
		2437	/	/	1	15.161	>=0.5	Pass
		2462	/	/	1	15.129	>=0.5	Pass
802.11ac (VHT40)	MIMO	2422	/	/	1	35.155	>=0.5	Pass
		2437	/	/	1	35.122	>=0.5	Pass
		2452	/	/	1	35.128	>=0.5	Pass



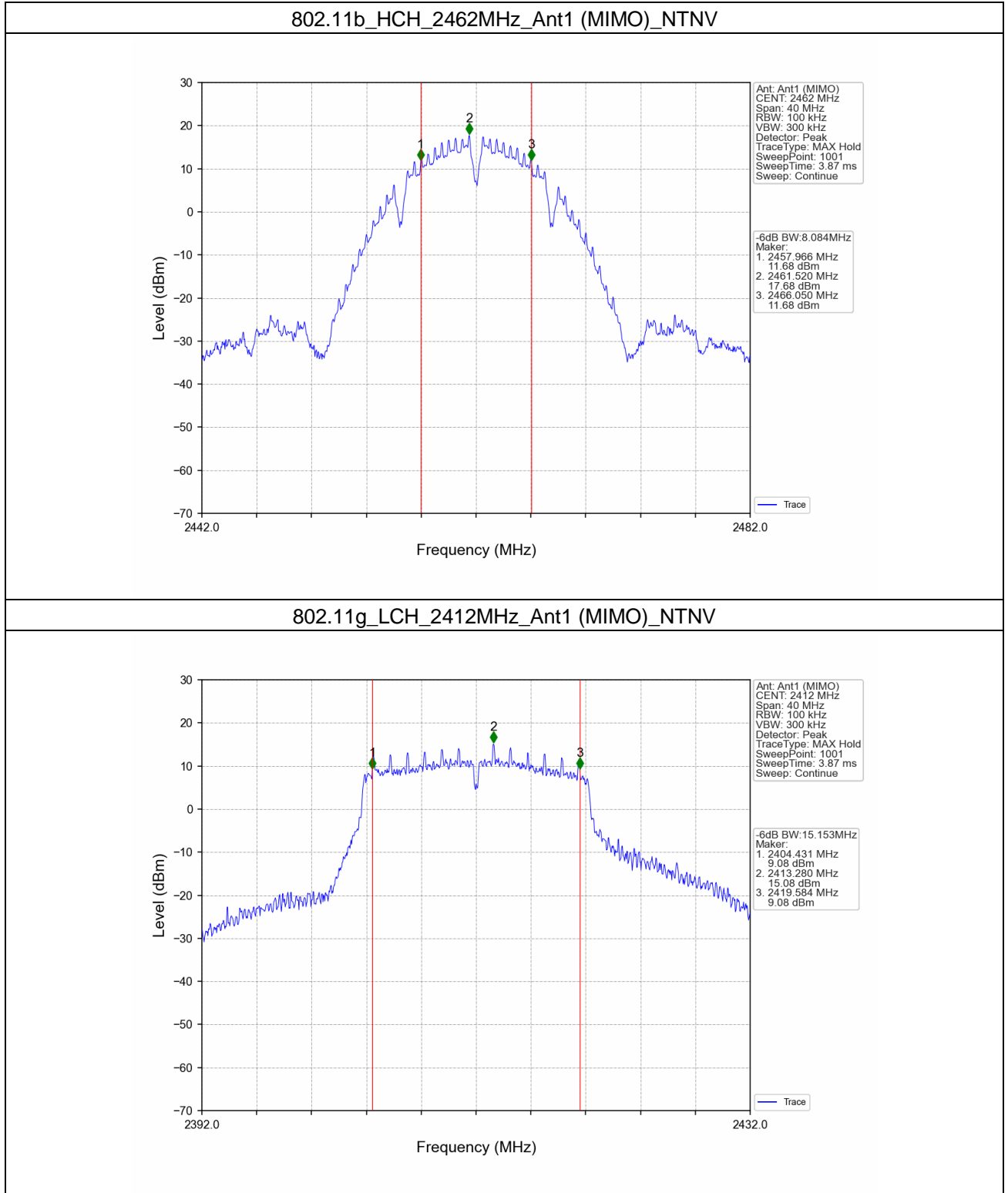
Unless otherwise agreed in writing, this document is issued by the Company subject to its General Conditions of Service printed overleaf, available on request or accessible at <https://www.sgs.com/en/Terms-and-Conditions>. Attention is drawn to the limitation of liability, indemnification and jurisdiction issues defined therein. Any holder of this document is advised that information contained hereon reflects the Company's findings at the time of its intervention only and within the limits of Client's instructions, if any. The Company's sole responsibility is to its Client and this document does not exonerate parties to a transaction from exercising all their rights and obligations under the transaction documents. This document cannot be reproduced except in full, without prior written approval of the Company. Any unauthorized alteration, forgery or falsification of the content or appearance of this document is unlawful and offenders may be prosecuted to the fullest extent of the law. Unless otherwise stated the results shown in this test report refer only to the sample(s) tested and such sample(s) are retained for 30 days only.

Attention: To check the authenticity of testing /inspection report & certificate, please contact us at telephone: (86-755) 8307 1443, or email: CN.Doccheck@sgs.com  
 No.1 Workshop, M-10, Middle Section, Science & Technology Park, Nanshan District, Shenzhen, Guangdong, China 518057 t (86-755) 26012053 f (86-755) 26710594 www.sgs.com.cn  
 中国·广东·深圳市南山区科技园中区M-10栋1号厂房 邮编: 518057 t (86-755) 26012053 f (86-755) 26710594 sgs.china@sgs.com

### 2.2.2 Test Graph

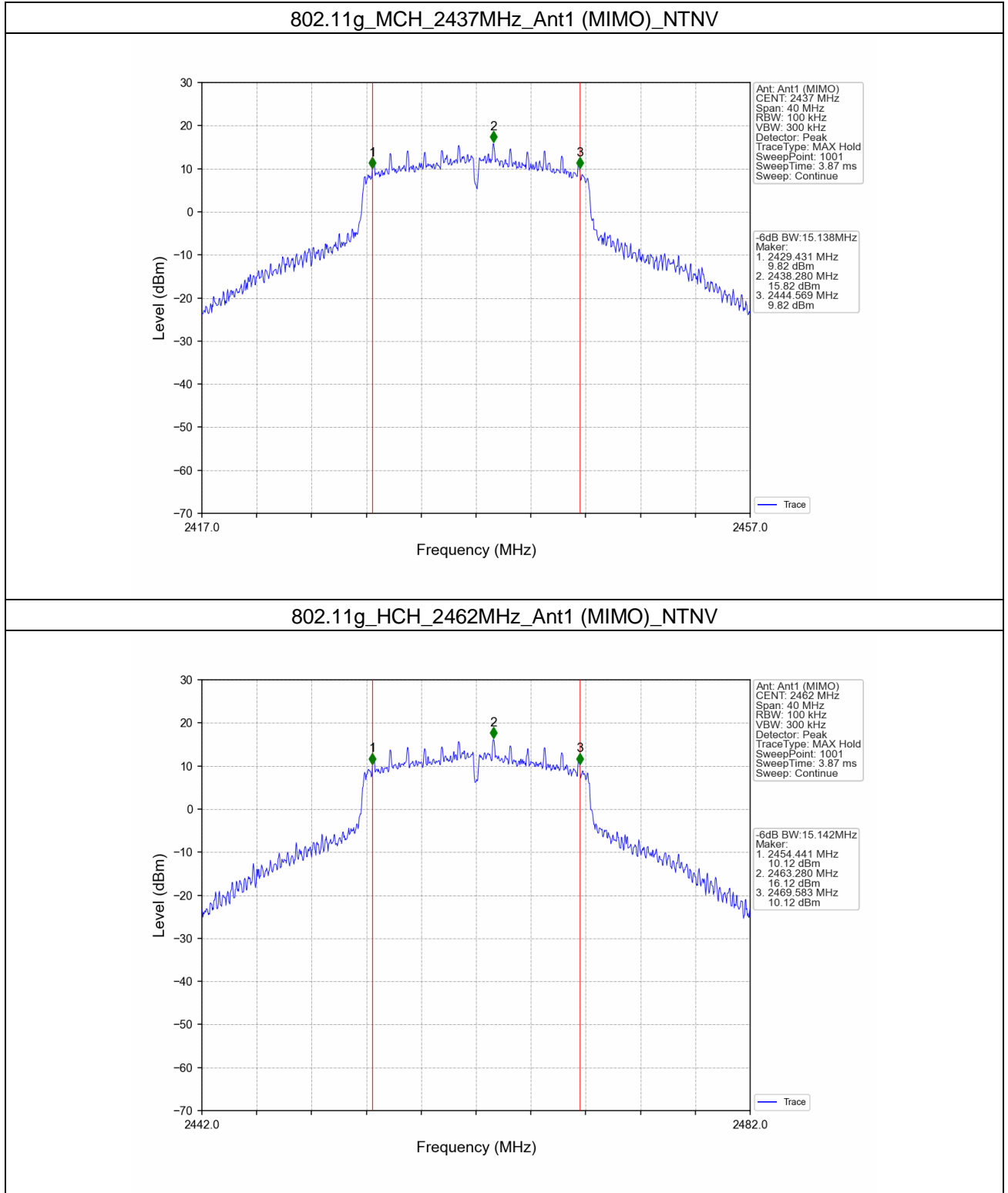






Unless otherwise agreed in writing, this document is issued by the Company subject to its General Conditions of Service printed overleaf, available on request or accessible at <https://www.sgs.com/en/Terms-and-Conditions>. Attention is drawn to the limitation of liability, indemnification and jurisdiction issues defined therein. Any holder of this document is advised that information contained hereon reflects the Company's findings at the time of its intervention only and within the limits of Client's instructions, if any. The Company's sole responsibility is to its Client and this document does not exonerate parties to a transaction from exercising all their rights and obligations under the transaction documents. This document cannot be reproduced except in full, without prior written approval of the Company. Any unauthorized alteration, forgery or falsification of the content or appearance of this document is unlawful and offenders may be prosecuted to the fullest extent of the law. Unless otherwise stated the results shown in this test report refer only to the sample(s) tested and such sample(s) are retained for 30 days only.

Attention: To check the authenticity of testing /inspection report & certificate, please contact us at telephone: (86-755) 8307 1443, or email: CN.Doccheck@sgs.com



Unless otherwise agreed in writing, this document is issued by the Company subject to its General Conditions of Service printed overleaf, available on request or accessible at <https://www.sgs.com/en/Terms-and-Conditions>. Attention is drawn to the limitation of liability, indemnification and jurisdiction issues defined therein. Any holder of this document is advised that information contained hereon reflects the Company's findings at the time of its intervention only and within the limits of Client's instructions, if any. The Company's sole responsibility is to its Client and this document does not exonerate parties to a transaction from exercising all their rights and obligations under the transaction documents. This document cannot be reproduced except in full, without prior written approval of the Company. Any unauthorized alteration, forgery or falsification of the content or appearance of this document is unlawful and offenders may be prosecuted to the fullest extent of the law. Unless otherwise stated the results shown in this test report refer only to the sample(s) tested and such sample(s) are retained for 30 days only.