

Plot 1#: GSM 850 Mid Head Left Cheek**DUT: Smart Phone; Type: X98pro; Serial: CR22090006-SA-S1**

Communication System: Generic GSM; Frequency: 836.6 MHz; Duty Cycle: 1:8

Medium parameters used: $f = 836.6$ MHz; $\sigma = 0.919$ S/m; $\epsilon_r = 41.523$; $\rho = 1000$ kg/m³

Phantom section: Left Section

DASY5 Configuration:

- Probe: EX3DV4 - SN7522; ConvF(9.24, 9.24, 9.24) @ 836.6 MHz; Calibrated: 2022/5/6
- Sensor-Surface: 1.4mm (Mechanical Surface Detection)
- Electronics: DAE4 Sn1325; Calibrated: 2022/8/29
- Phantom: SAM 1; Type: QD000P40CC; Serial: TP:1412
- Measurement SW: DASY52, Version 52.10 (2); SEMCAD X Version 14.6.12 (7470)

Area Scan (71x121x1): Interpolated grid: dx=1.500 mm, dy=1.500 mm

Maximum value of SAR (interpolated) = 0.271 W/kg


Zoom Scan (6x6x7)/Cube 0: Measurement grid: dx=8mm, dy=8mm, dz=5mm

Reference Value = 4.807 V/m; Power Drift = -0.05 dB

Peak SAR (extrapolated) = 0.320 W/kg

SAR(1 g) = 0.226 W/kg; SAR(10 g) = 0.169 W/kg

Maximum value of SAR (measured) = 0.284 W/kg



0 dB = 0.284 W/kg = -5.47 dBW/kg

Plot 2#: GSM 850 Mid Head Left Tilt**DUT: Smart Phone; Type: X98pro; Serial: CR22090006-SA-S1**

Communication System: Generic GSM; Frequency: 836.6 MHz; Duty Cycle: 1:8

Medium parameters used: $f = 836.6$ MHz; $\sigma = 0.919$ S/m; $\epsilon_r = 41.523$; $\rho = 1000$ kg/m³

Phantom section: Left Section

DASY5 Configuration:

- Probe: EX3DV4 - SN7522; ConvF(9.24, 9.24, 9.24) @ 836.6 MHz; Calibrated: 2022/5/6
- Sensor-Surface: 1.4mm (Mechanical Surface Detection)
- Electronics: DAE4 Sn1325; Calibrated: 2022/8/29
- Phantom: SAM 1; Type: QD000P40CC; Serial: TP:1412
- Measurement SW: DASY52, Version 52.10 (2); SEMCAD X Version 14.6.12 (7470)

Area Scan (71x121x1): Interpolated grid: dx=1.500 mm, dy=1.500 mm

Maximum value of SAR (interpolated) = 0.164 W/kg

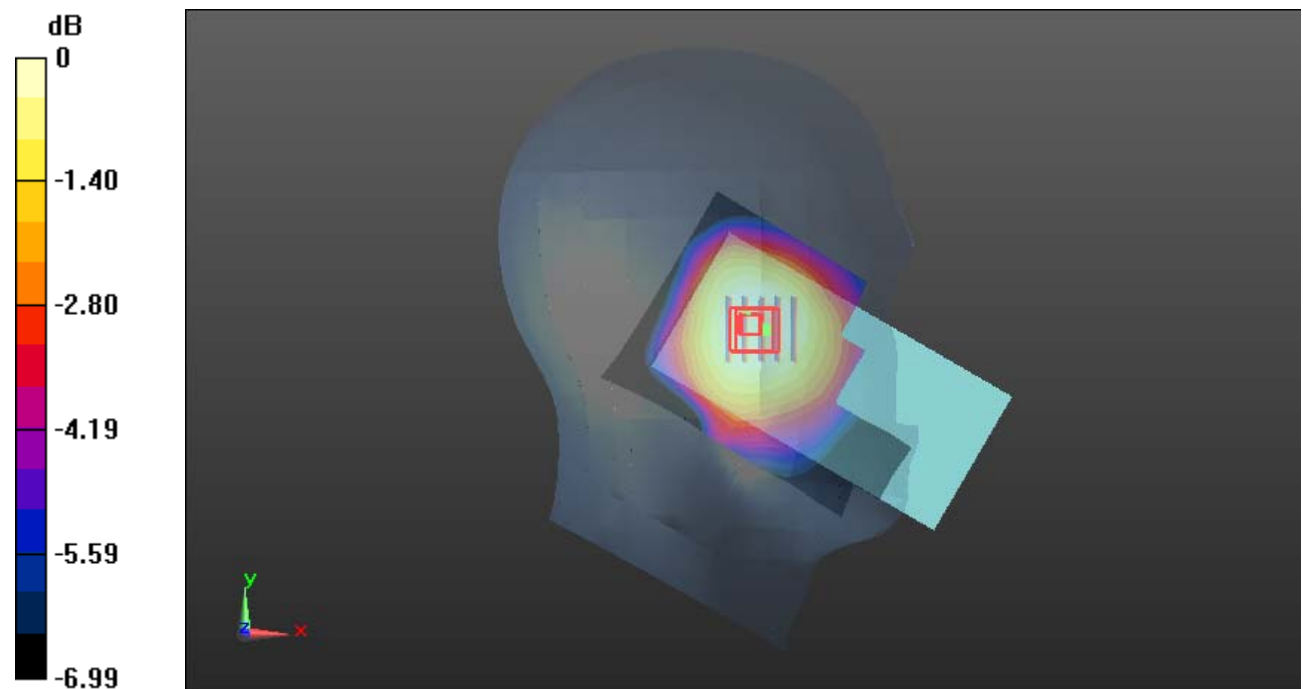
Zoom Scan (5x5x7)/Cube 0: Measurement grid: dx=8mm, dy=8mm, dz=5mm

Reference Value = 8.718 V/m; Power Drift = -0.14 dB

Peak SAR (extrapolated) = 0.171 W/kg

SAR(1 g) = 0.132 W/kg; SAR(10 g) = 0.103 W/kg

Maximum value of SAR (measured) = 0.156 W/kg



0 dB = 0.156 W/kg = -8.07 dBW/kg

Plot 3#:GSM 850 Mid Head Right Cheek**DUT: Smart Phone; Type: X98pro; Serial: CR22090006-SA-S1**

Communication System: Generic GSM; Frequency: 836.6 MHz;Duty Cycle: 1:8

Medium parameters used: $f = 836.6$ MHz; $\sigma = 0.919$ S/m; $\epsilon_r = 41.523$; $\rho = 1000$ kg/m³

Phantom section: Right Section

DASY5 Configuration:

- Probe: EX3DV4 - SN7522; ConvF(9.24, 9.24, 9.24) @ 836.6 MHz; Calibrated: 2022/5/6
- Sensor-Surface: 1.4mm (Mechanical Surface Detection)
- Electronics: DAE4 Sn1325; Calibrated: 2022/8/29
- Phantom: SAM 1; Type: QD000P40CC; Serial: TP:1412
- Measurement SW: DASY52, Version 52.10 (2); SEMCAD X Version 14.6.12 (7470)

Area Scan (71x121x1): Interpolated grid: dx=1.500 mm, dy=1.500 mm

Maximum value of SAR (interpolated) = 0.333 W/kg


Zoom Scan (5x5x7)/Cube 0: Measurement grid: dx=8mm, dy=8mm, dz=5mm

Reference Value = 5.738 V/m; Power Drift = 0.17 dB

Peak SAR (extrapolated) = 0.347 W/kg

SAR(1 g) = 0.254 W/kg; SAR(10 g) = 0.189 W/kg

Maximum value of SAR (measured) = 0.313 W/kg



0 dB = 0.313 W/kg = -5.04 dBW/kg

Plot 4#: GSM 850 Mid Head Right Tilt**DUT: Smart Phone; Type: X98pro; Serial: CR22090006-SA-S1**

Communication System: Generic GSM; Frequency: 836.6 MHz; Duty Cycle: 1:8

Medium parameters used: $f = 836.6$ MHz; $\sigma = 0.919$ S/m; $\epsilon_r = 41.523$; $\rho = 1000$ kg/m³

Phantom section: Right Section

DASY5 Configuration:

- Probe: EX3DV4 - SN7522; ConvF(9.24, 9.24, 9.24) @ 836.6 MHz; Calibrated: 2022/5/6
- Sensor-Surface: 1.4mm (Mechanical Surface Detection)
- Electronics: DAE4 Sn1325; Calibrated: 2022/8/29
- Phantom: SAM 1; Type: QD000P40CC; Serial: TP:1412
- Measurement SW: DASY52, Version 52.10 (2); SEMCAD X Version 14.6.12 (7470)

Area Scan (71x121x1): Interpolated grid: dx=1.500 mm, dy=1.500 mm

Maximum value of SAR (interpolated) = 0.166 W/kg


Zoom Scan (5x5x7)/Cube 0: Measurement grid: dx=8mm, dy=8mm, dz=5mm

Reference Value = 8.943 V/m; Power Drift = 0.12 dB

Peak SAR (extrapolated) = 0.179 W/kg

SAR(1 g) = 0.137 W/kg; SAR(10 g) = 0.105 W/kg

Maximum value of SAR (measured) = 0.164 W/kg



0 dB = 0.164 W/kg = -7.85 dBW/kg

Plot 5#: GSM 850 Mid Body Worn Front**DUT: Smart Phone; Type: X98pro; Serial: CR22090006-SA-S1**

Communication System: Generic GSM; Frequency: 836.6 MHz; Duty Cycle: 1:8

Medium parameters used: $f = 836.6$ MHz; $\sigma = 0.919$ S/m; $\epsilon_r = 41.523$; $\rho = 1000$ kg/m³

Phantom section: Flat Section

DASY5 Configuration:

- Probe: EX3DV4 - SN7522; ConvF(9.24, 9.24, 9.24) @ 836.6 MHz; Calibrated: 2022/5/6
- Sensor-Surface: 1.4mm (Mechanical Surface Detection)
- Electronics: DAE4 Sn1325; Calibrated: 2022/8/29
- Phantom: SAM 1; Type: QD000P40CC; Serial: TP:1412
- Measurement SW: DASY52, Version 52.10 (2); SEMCAD X Version 14.6.12 (7470)

Area Scan (71x131x1): Interpolated grid: dx=1.500 mm, dy=1.500 mm

Maximum value of SAR (interpolated) = 0.289 W/kg

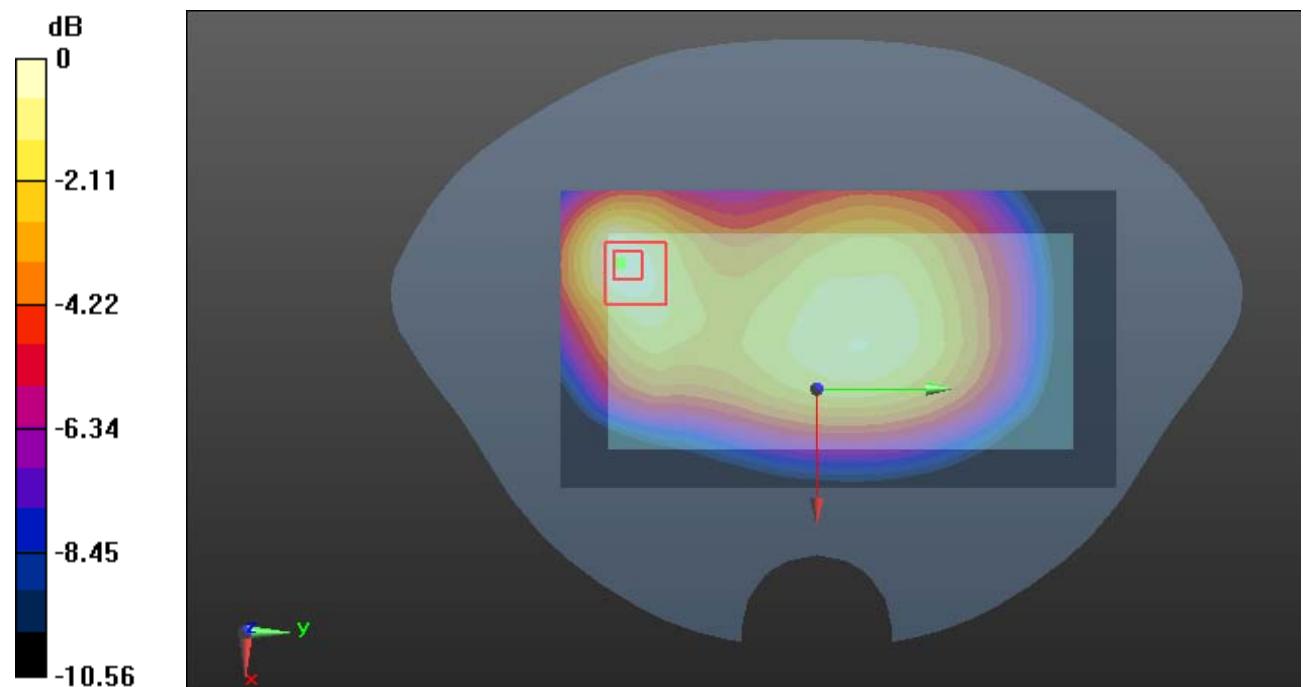
Zoom Scan (5x5x7)/Cube 0: Measurement grid: dx=8mm, dy=8mm, dz=5mm

Reference Value = 14.49 V/m; Power Drift = 0.03 dB

Peak SAR (extrapolated) = 0.352 W/kg

SAR(1 g) = 0.205 W/kg; SAR(10 g) = 0.129 W/kg

Maximum value of SAR (measured) = 0.296 W/kg



0 dB = 0.296 W/kg = -5.29 dBW/kg

Plot 6#: GSM 850 Mid Body Worn Back**DUT: Smart Phone; Type: X98pro; Serial: CR22090006-SA-S1**

Communication System: Generic GSM; Frequency: 836.6 MHz; Duty Cycle: 1:8

Medium parameters used: $f = 836.6$ MHz; $\sigma = 0.919$ S/m; $\epsilon_r = 41.523$; $\rho = 1000$ kg/m³

Phantom section: Flat Section

DASY5 Configuration:

- Probe: EX3DV4 - SN7522; ConvF(9.24, 9.24, 9.24) @ 836.6 MHz; Calibrated: 2022/5/6
- Sensor-Surface: 1.4mm (Mechanical Surface Detection)
- Electronics: DAE4 Sn1325; Calibrated: 2022/8/29
- Phantom: SAM 1; Type: QD000P40CC; Serial: TP:1412
- Measurement SW: DASY52, Version 52.10 (2); SEMCAD X Version 14.6.12 (7470)

Area Scan (71x131x1): Interpolated grid: dx=1.500 mm, dy=1.500 mm

Maximum value of SAR (interpolated) = 0.618 W/kg

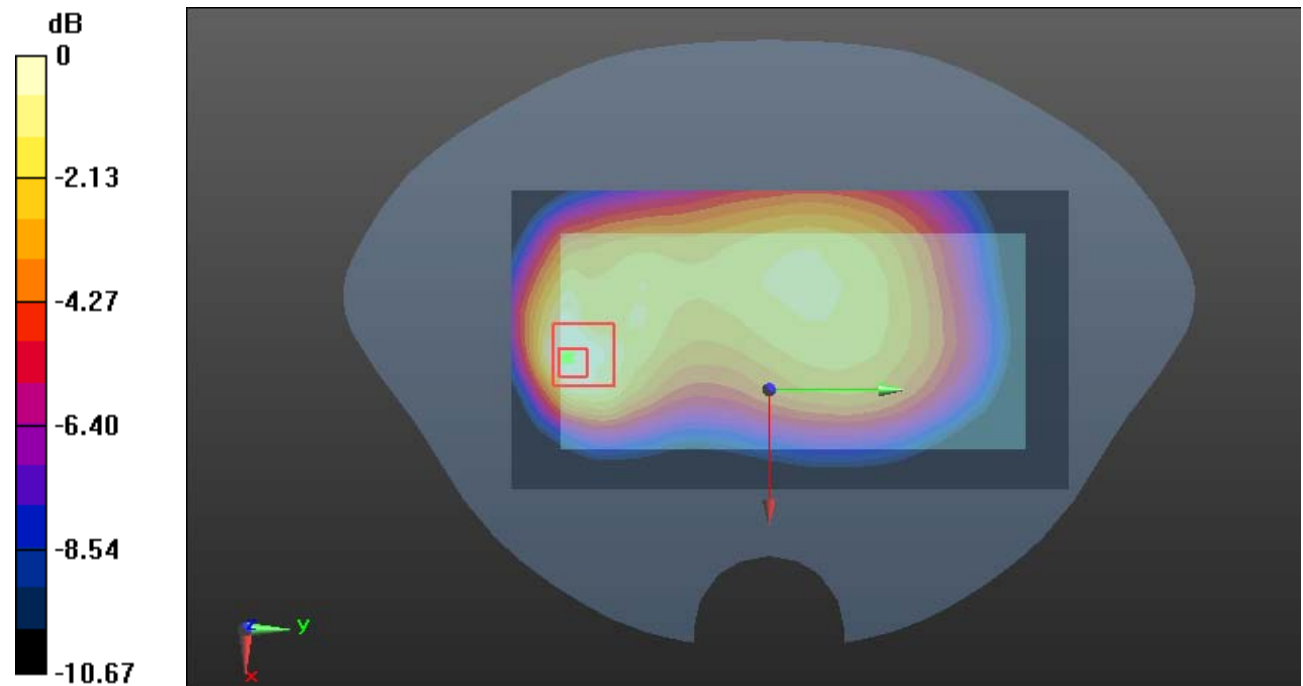
Zoom Scan (5x5x7)/Cube 0: Measurement grid: dx=8mm, dy=8mm, dz=5mm

Reference Value = 16.54 V/m; Power Drift = 0.05 dB

Peak SAR (extrapolated) = 0.624 W/kg

SAR(1 g) = 0.323 W/kg; SAR(10 g) = 0.188 W/kg

Maximum value of SAR (measured) = 0.501 W/kg



0 dB = 0.501 W/kg = -3.00 dBW/kg

Plot 7#: GSM 850 Mid Body Front**DUT: Smart Phone; Type: X98pro; Serial: CR22090006-SA-S1**

Communication System: Generic GPRS-4 slots; Frequency: 836.6 MHz; Duty Cycle: 1:2

Medium parameters used: $f = 836.6$ MHz; $\sigma = 0.919$ S/m; $\epsilon_r = 41.523$; $\rho = 1000$ kg/m³

Phantom section: Flat Section

DASY5 Configuration:

- Probe: EX3DV4 - SN7522; ConvF(9.24, 9.24, 9.24) @ 836.6 MHz; Calibrated: 2022/5/6
- Sensor-Surface: 1.4mm (Mechanical Surface Detection)
- Electronics: DAE4 Sn1325; Calibrated: 2022/8/29
- Phantom: SAM 1; Type: QD000P40CC; Serial: TP:1412
- Measurement SW: DASY52, Version 52.10 (2); SEMCAD X Version 14.6.12 (7470)

Area Scan (71x131x1): Interpolated grid: dx=1.500 mm, dy=1.500 mm

Maximum value of SAR (interpolated) = 0.320 W/kg

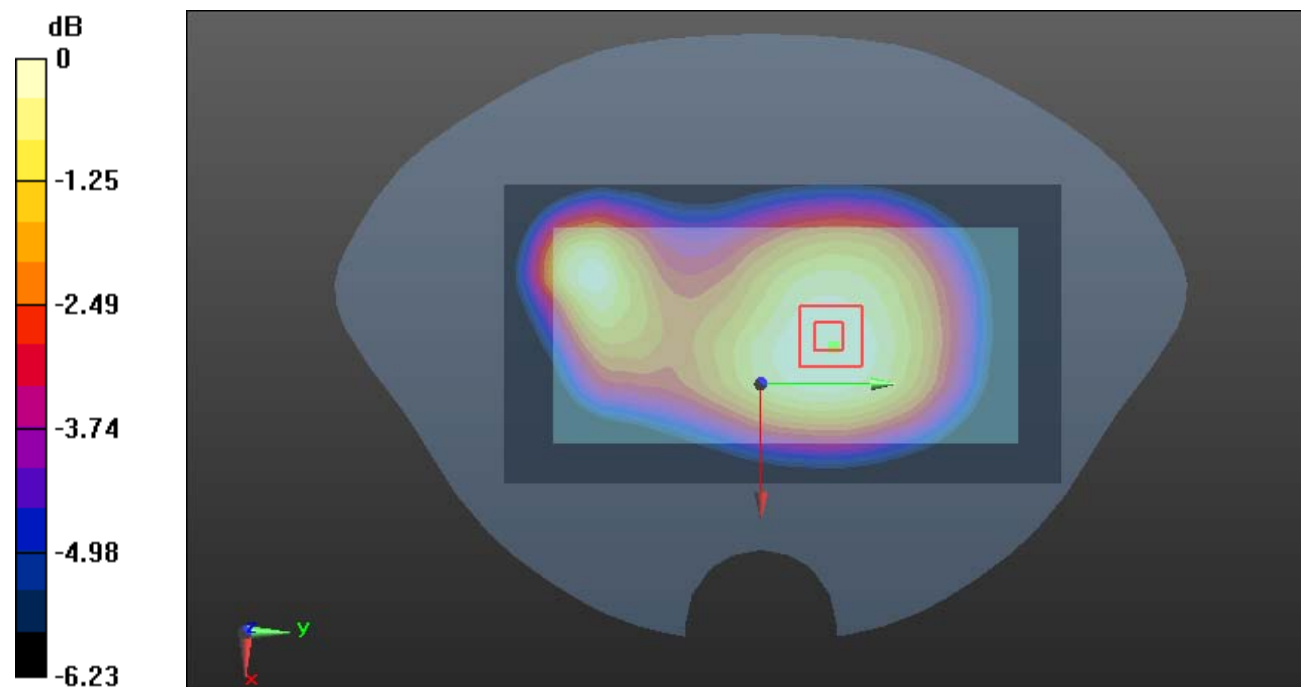
Zoom Scan (5x5x7)/Cube 0: Measurement grid: dx=8mm, dy=8mm, dz=5mm

Reference Value = 15.59 V/m; Power Drift = -0.08 dB

Peak SAR (extrapolated) = 0.352 W/kg

SAR(1 g) = 0.252 W/kg; SAR(10 g) = 0.186 W/kg

Maximum value of SAR (measured) = 0.316 W/kg



0 dB = 0.316 W/kg = -5.00 dBW/kg

Plot 8#: GSM 850 Mid Body Back**DUT: Smart Phone; Type: X98pro; Serial: CR22090006-SA-S1**

Communication System: Generic GPRS-4 slots; Frequency: 836.6 MHz; Duty Cycle: 1:2

Medium parameters used: $f = 836.6$ MHz; $\sigma = 0.919$ S/m; $\epsilon_r = 41.523$; $\rho = 1000$ kg/m³

Phantom section: Flat Section

DASY5 Configuration:

- Probe: EX3DV4 - SN7522; ConvF(9.24, 9.24, 9.24) @ 836.6 MHz; Calibrated: 2022/5/6
- Sensor-Surface: 1.4mm (Mechanical Surface Detection)
- Electronics: DAE4 Sn1325; Calibrated: 2022/8/29
- Phantom: SAM 1; Type: QD000P40CC; Serial: TP:1412
- Measurement SW: DASY52, Version 52.10 (2); SEMCAD X Version 14.6.12 (7470)

Area Scan (71x131x1): Interpolated grid: dx=1.500 mm, dy=1.500 mm

Maximum value of SAR (interpolated) = 0.558 W/kg

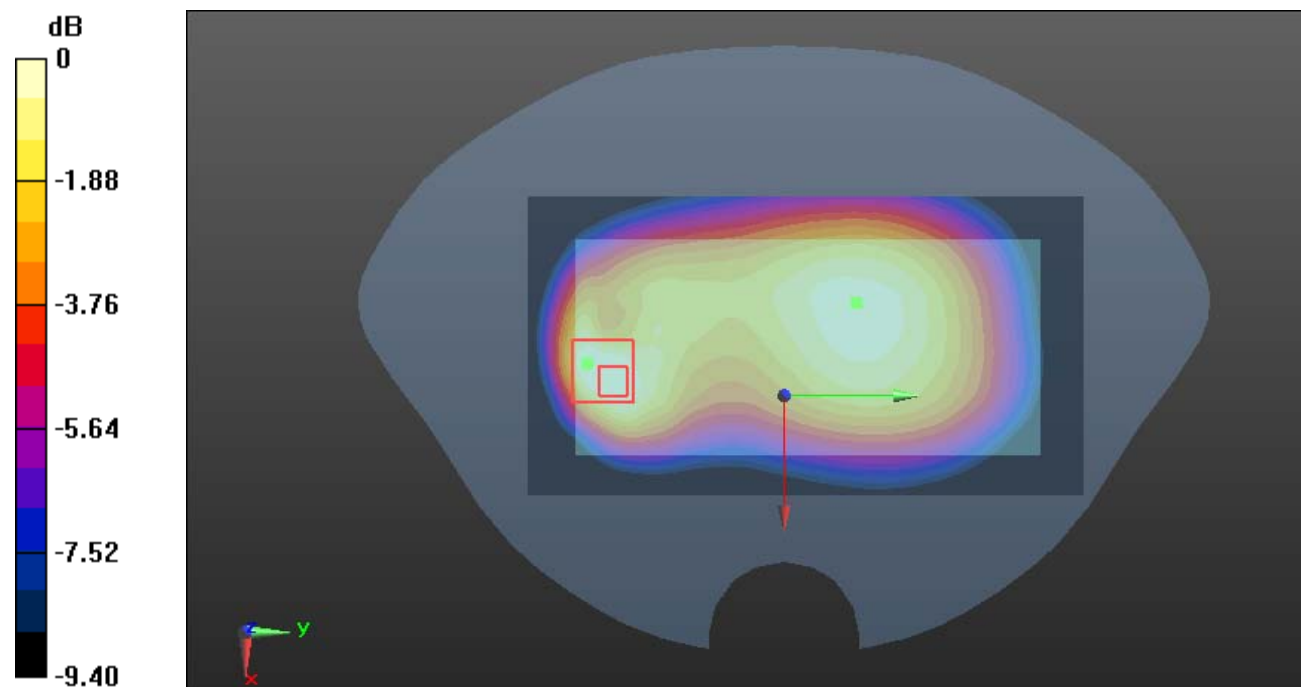
Zoom Scan (5x5x7)/Cube 0: Measurement grid: dx=8mm, dy=8mm, dz=5mm

Reference Value = 18.94 V/m; Power Drift = -0.04 dB

Peak SAR (extrapolated) = 0.694 W/kg

SAR(1 g) = 0.366 W/kg; SAR(10 g) = 0.206 W/kg

Maximum value of SAR (measured) = 0.553 W/kg



0 dB = 0.553 W/kg = -2.57 dBW/kg

Plot 9#: GSM 850 Mid Body Left**DUT: Smart Phone; Type: X98pro; Serial: CR22090006-SA-S1**

Communication System: Generic GPRS-4 slots; Frequency: 836.6 MHz; Duty Cycle: 1:2

Medium parameters used: $f = 836.6$ MHz; $\sigma = 0.919$ S/m; $\epsilon_r = 41.523$; $\rho = 1000$ kg/m³

Phantom section: Flat Section

DASY5 Configuration:

- Probe: EX3DV4 - SN7522; ConvF(9.24, 9.24, 9.24) @ 836.6 MHz; Calibrated: 2022/5/6
- Sensor-Surface: 1.4mm (Mechanical Surface Detection)
- Electronics: DAE4 Sn1325; Calibrated: 2022/8/29
- Phantom: SAM 1; Type: QD000P40CC; Serial: TP:1412
- Measurement SW: DASY52, Version 52.10 (2); SEMCAD X Version 14.6.12 (7470)

Area Scan (41x141x1): Interpolated grid: dx=1.500 mm, dy=1.500 mm

Maximum value of SAR (interpolated) = 0.289 W/kg

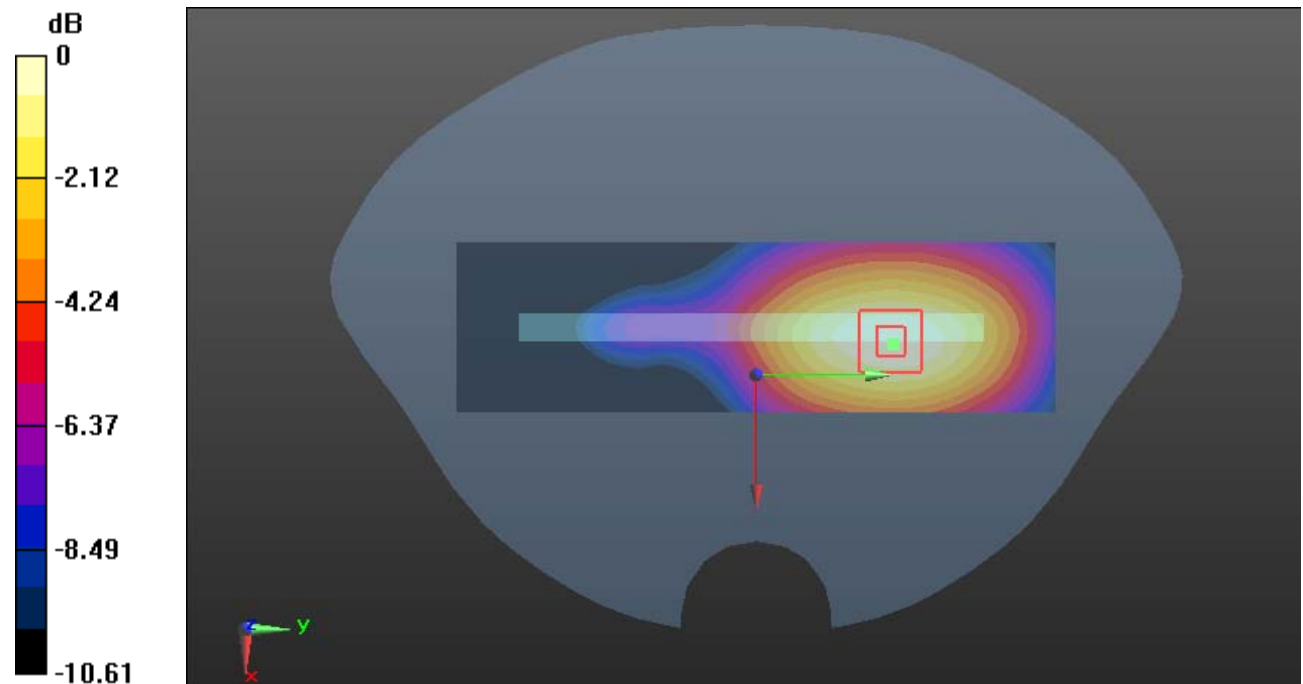
Zoom Scan (5x5x7)/Cube 0: Measurement grid: dx=8mm, dy=8mm, dz=5mm

Reference Value = 10.08 V/m; Power Drift = -0.19 dB

Peak SAR (extrapolated) = 0.340 W/kg

SAR(1 g) = 0.222 W/kg; SAR(10 g) = 0.149 W/kg

Maximum value of SAR (measured) = 0.297 W/kg



0 dB = 0.297 W/kg = -5.27 dBW/kg

Plot 10#: GSM 850 Mid Body Right**DUT: Smart Phone; Type: X98pro; Serial: CR22090006-SA-S1**

Communication System: Generic GPRS-4 slots; Frequency: 836.6 MHz; Duty Cycle: 1:2

Medium parameters used: $f = 836.6$ MHz; $\sigma = 0.919$ S/m; $\epsilon_r = 41.523$; $\rho = 1000$ kg/m³

Phantom section: Flat Section

DASY5 Configuration:

- Probe: EX3DV4 - SN7522; ConvF(9.24, 9.24, 9.24) @ 836.6 MHz; Calibrated: 2022/5/6
- Sensor-Surface: 1.4mm (Mechanical Surface Detection)
- Electronics: DAE4 Sn1325; Calibrated: 2022/8/29
- Phantom: SAM 1; Type: QD000P40CC; Serial: TP:1412
- Measurement SW: DASY52, Version 52.10 (2); SEMCAD X Version 14.6.12 (7470)

Area Scan (41x141x1): Interpolated grid: dx=1.500 mm, dy=1.500 mm

Maximum value of SAR (interpolated) = 0.339 W/kg

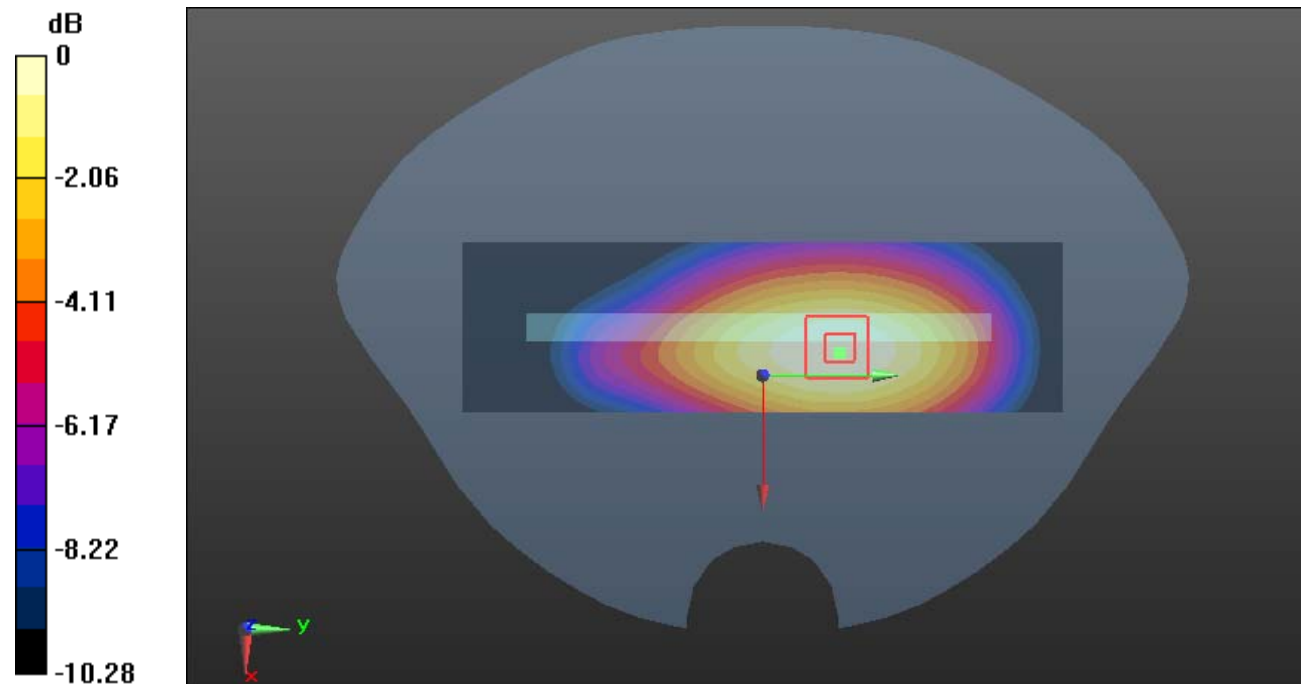
Zoom Scan (5x5x7)/Cube 0: Measurement grid: dx=8mm, dy=8mm, dz=5mm

Reference Value = 15.09 V/m; Power Drift = -0.17 dB

Peak SAR (extrapolated) = 0.385 W/kg

SAR(1 g) = 0.249 W/kg; SAR(10 g) = 0.169 W/kg

Maximum value of SAR (measured) = 0.332 W/kg



0 dB = 0.332 W/kg = -4.79 dBW/kg

Plot 11#:GSM 850 Mid Body Bottom**DUT: Smart Phone; Type: X98pro; Serial: CR22090006-SA-S1**

Communication System: Generic GPRS-4 slots; Frequency: 836.6 MHz;Duty Cycle: 1:2

Medium parameters used: $f = 836.6$ MHz; $\sigma = 0.919$ S/m; $\epsilon_r = 41.523$; $\rho = 1000$ kg/m³

Phantom section: Flat Section

DASY5 Configuration:

- Probe: EX3DV4 - SN7522; ConvF(9.24, 9.24, 9.24) @ 836.6 MHz; Calibrated: 2022/5/6
- Sensor-Surface: 1.4mm (Mechanical Surface Detection)
- Electronics: DAE4 Sn1325; Calibrated: 2022/8/29
- Phantom: SAM 1; Type: QD000P40CC; Serial: TP:1412
- Measurement SW: DASY52, Version 52.10 (2); SEMCAD X Version 14.6.12 (7470)

Area Scan (41x61x1): Interpolated grid: dx=1.500 mm, dy=1.500 mm

Maximum value of SAR (interpolated) = 0.110 W/kg

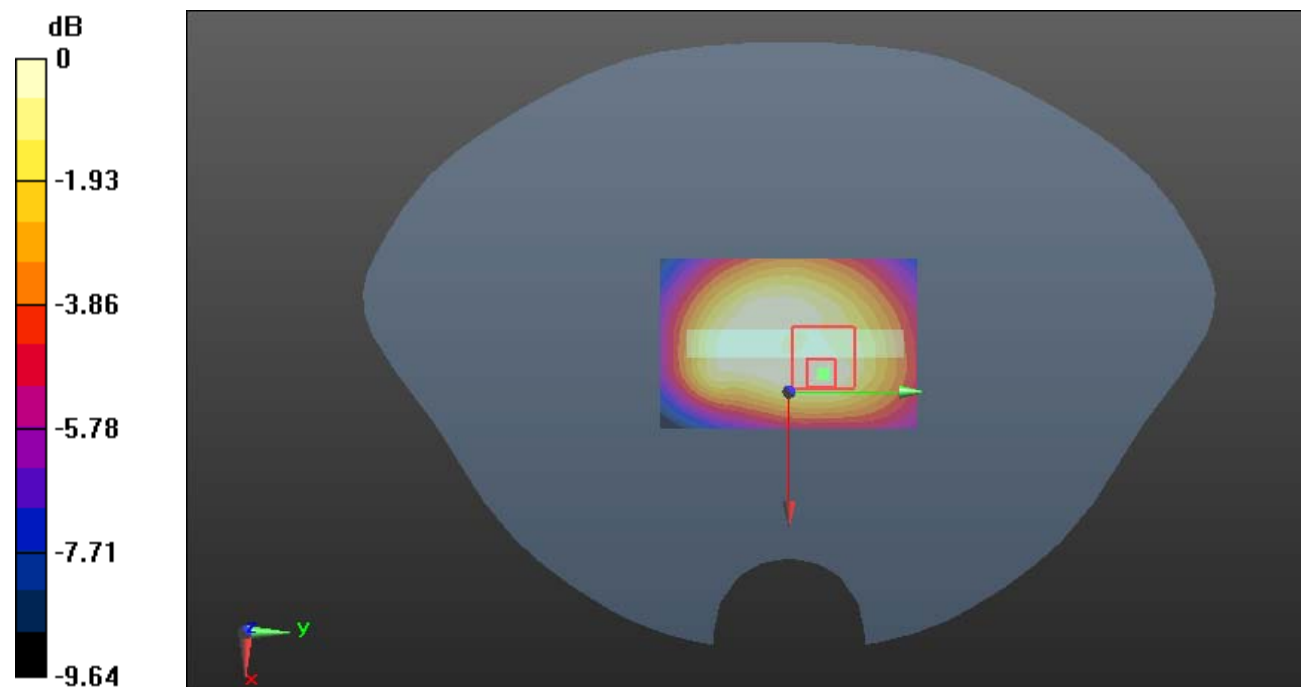
Zoom Scan (5x5x7)/Cube 0: Measurement grid: dx=8mm, dy=8mm, dz=5mm

Reference Value = 8.426 V/m; Power Drift = -0.10 dB

Peak SAR (extrapolated) = 0.136 W/kg

SAR(1 g) = 0.068 W/kg; SAR(10 g) = 0.043 W/kg

Maximum value of SAR (measured) = 0.106 W/kg



0 dB = 0.106 W/kg = -9.75 dBW/kg

Plot 12#: GSM 1900_Mid_Head Left Cheek**DUT: Smart Phone; Type: X98pro; Serial: CR22090006-SA-S1**

Communication System: Generic GSM; Frequency: 1880 MHz; Duty Cycle: 1:8

Medium parameters used: $f = 1880$ MHz; $\sigma = 1.378$ S/m; $\epsilon_r = 39.965$; $\rho = 1000$ kg/m³

Phantom section: Left Section

DASY5 Configuration:

- Probe: EX3DV4 - SN7522; ConvF(7.79, 7.79, 7.79) @ 1880 MHz; Calibrated: 2022/5/6
- Sensor-Surface: 1.4mm (Mechanical Surface Detection)
- Electronics: DAE4 Sn1325; Calibrated: 2022/8/29
- Phantom: SAM 1; Type: QD000P40CC; Serial: TP:1412
- Measurement SW: DASY52, Version 52.10 (2); SEMCAD X Version 14.6.12 (7470)

Area Scan (71x121x1): Interpolated grid: dx=1.500 mm, dy=1.500 mm

Maximum value of SAR (interpolated) = 0.160 W/kg

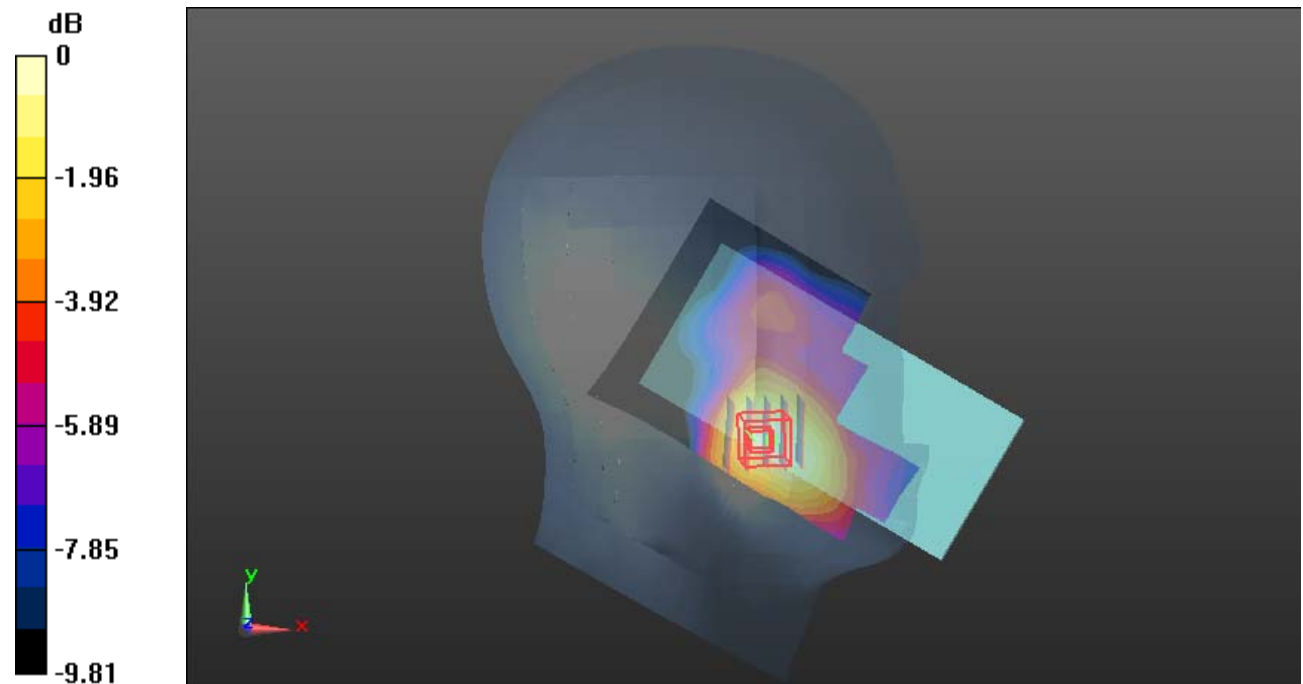
Zoom Scan (5x5x7)/Cube 0: Measurement grid: dx=8mm, dy=8mm, dz=5mm

Reference Value = 3.370 V/m; Power Drift = -0.01 dB

Peak SAR (extrapolated) = 0.190 W/kg

SAR(1 g) = 0.121 W/kg; SAR(10 g) = 0.079 W/kg

Maximum value of SAR (measured) = 0.168 W/kg



0 dB = 0.168 W/kg = -7.75 dBW/kg

Plot 13#: GSM 1900_Mid_Head Left Tilt**DUT: Smart Phone; Type: X98pro; Serial: CR22090006-SA-S1**

Communication System: Generic GSM; Frequency: 1880 MHz; Duty Cycle: 1:8

Medium parameters used: $f = 1880$ MHz; $\sigma = 1.378$ S/m; $\epsilon_r = 39.965$; $\rho = 1000$ kg/m³

Phantom section: Left Section

DASY5 Configuration:

- Probe: EX3DV4 - SN7522; ConvF(7.79, 7.79, 7.79) @ 1880 MHz; Calibrated: 2022/5/6
- Sensor-Surface: 1.4mm (Mechanical Surface Detection)
- Electronics: DAE4 Sn1325; Calibrated: 2022/8/29
- Phantom: SAM 1; Type: QD000P40CC; Serial: TP:1412
- Measurement SW: DASY52, Version 52.10 (2); SEMCAD X Version 14.6.12 (7470)

Area Scan (71x121x1): Interpolated grid: dx=1.500 mm, dy=1.500 mm

Maximum value of SAR (interpolated) = 0.0742 W/kg

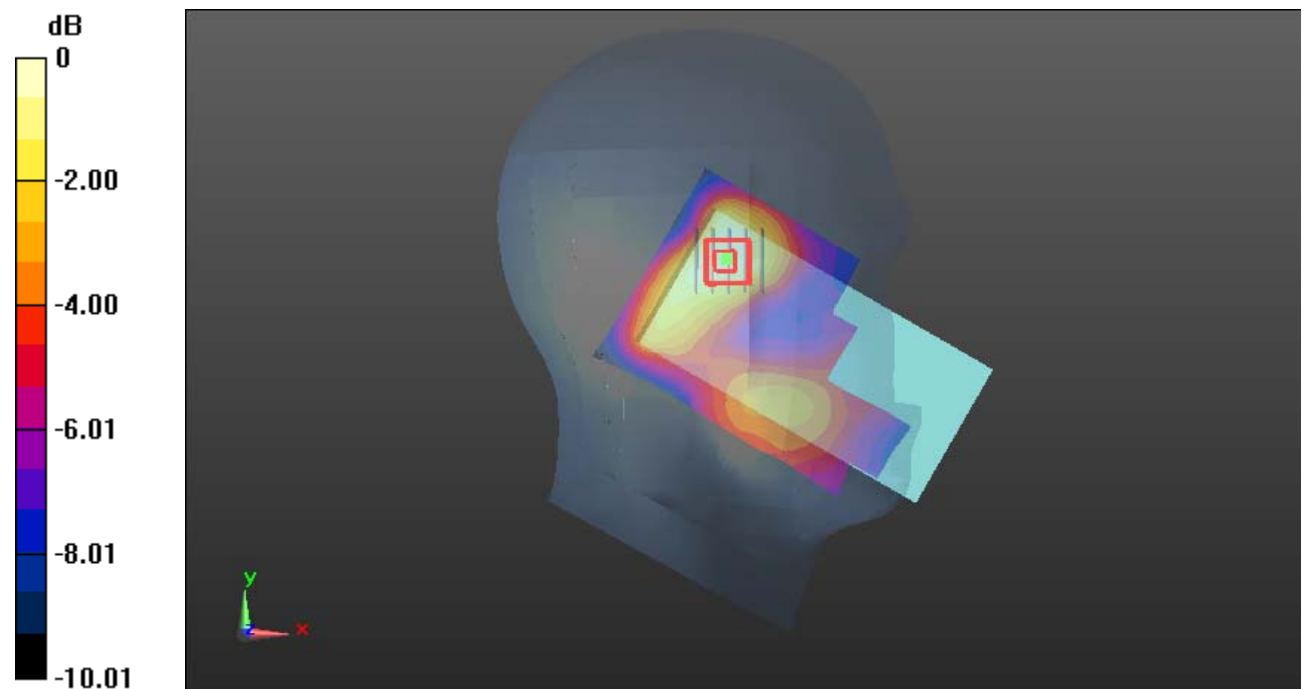
Zoom Scan (5x5x7)/Cube 0: Measurement grid: dx=8mm, dy=8mm, dz=5mm

Reference Value = 5.635 V/m; Power Drift = 0.09 dB

Peak SAR (extrapolated) = 0.0850 W/kg

SAR(1 g) = 0.056 W/kg; SAR(10 g) = 0.037 W/kg

Maximum value of SAR (measured) = 0.0752 W/kg



0 dB = 0.0752 W/kg = -11.24 dBW/kg

Plot 14#: GSM 1900 _Mid_ Head Right Check**DUT: Smart Phone; Type: X98pro; Serial: CR22090006-SA-S1**

Communication System: Generic GSM; Frequency: 1880 MHz; Duty Cycle: 1:8

Medium parameters used: $f = 1880$ MHz; $\sigma = 1.378$ S/m; $\epsilon_r = 39.965$; $\rho = 1000$ kg/m³

Phantom section: Right Section

DASY5 Configuration:

- Probe: EX3DV4 - SN7522; ConvF(7.79, 7.79, 7.79) @ 1880 MHz; Calibrated: 2022/5/6
- Sensor-Surface: 1.4mm (Mechanical Surface Detection)
- Electronics: DAE4 Sn1325; Calibrated: 2022/8/29
- Phantom: SAM 1; Type: QD000P40CC; Serial: TP:1412
- Measurement SW: DASY52, Version 52.10 (2); SEMCAD X Version 14.6.12 (7470)

Area Scan (71x121x1): Interpolated grid: dx=1.500 mm, dy=1.500 mm

Maximum value of SAR (interpolated) = 0.0946 W/kg


Zoom Scan (5x5x7)/Cube 0: Measurement grid: dx=8mm, dy=8mm, dz=5mm

Reference Value = 4.083 V/m; Power Drift = -0.20 dB

Peak SAR (extrapolated) = 0.108 W/kg

SAR(1 g) = 0.070 W/kg; SAR(10 g) = 0.045 W/kg

Maximum value of SAR (measured) = 0.0946 W/kg



0 dB = 0.0946 W/kg = -10.24 dBW/kg

Plot 15#: GSM 1900_Mid_Head Right Tilt**DUT: Smart Phone; Type: X98pro; Serial: CR22090006-SA-S1**

Communication System: Generic GSM; Frequency: 1880 MHz; Duty Cycle: 1:8

Medium parameters used: $f = 1880$ MHz; $\sigma = 1.378$ S/m; $\epsilon_r = 39.965$; $\rho = 1000$ kg/m³

Phantom section: Right Section

DASY5 Configuration:

- Probe: EX3DV4 - SN7522; ConvF(7.79, 7.79, 7.79) @ 1880 MHz; Calibrated: 2022/5/6
- Sensor-Surface: 1.4mm (Mechanical Surface Detection)
- Electronics: DAE4 Sn1325; Calibrated: 2022/8/29
- Phantom: SAM 1; Type: QD000P40CC; Serial: TP:1412
- Measurement SW: DASY52, Version 52.10 (2); SEMCAD X Version 14.6.12 (7470)

Area Scan (71x121x1): Interpolated grid: dx=1.500 mm, dy=1.500 mm

Maximum value of SAR (interpolated) = 0.0742 W/kg


Zoom Scan (5x5x7)/Cube 0: Measurement grid: dx=8mm, dy=8mm, dz=5mm

Reference Value = 5.560 V/m; Power Drift = 0.17 dB

Peak SAR (extrapolated) = 0.0930 W/kg

SAR(1 g) = 0.052 W/kg; SAR(10 g) = 0.031 W/kg

Maximum value of SAR (measured) = 0.0746 W/kg



0 dB = 0.0746 W/kg = -11.27 dBW/kg

Plot 16#: GSM 1900_Mid_Body Worn Front**DUT: Smart Phone; Type: X98pro; Serial: CR22090006-SA-S1**

Communication System: Generic GSM; Frequency: 1880 MHz; Duty Cycle: 1:8

Medium parameters used: $f = 1880$ MHz; $\sigma = 1.378$ S/m; $\epsilon_r = 39.965$; $\rho = 1000$ kg/m³

Phantom section: Flat Section

DASY5 Configuration:

- Probe: EX3DV4 - SN7522; ConvF(7.79, 7.79, 7.79) @ 1880 MHz; Calibrated: 2022/5/6
- Sensor-Surface: 1.4mm (Mechanical Surface Detection)
- Electronics: DAE4 Sn1325; Calibrated: 2022/8/29
- Phantom: SAM 1; Type: QD000P40CC; Serial: TP:1412
- Measurement SW: DASY52, Version 52.10 (2); SEMCAD X Version 14.6.12 (7470)

Area Scan (71x131x1): Interpolated grid: dx=1.500 mm, dy=1.500 mm

Maximum value of SAR (interpolated) = 0.341 W/kg

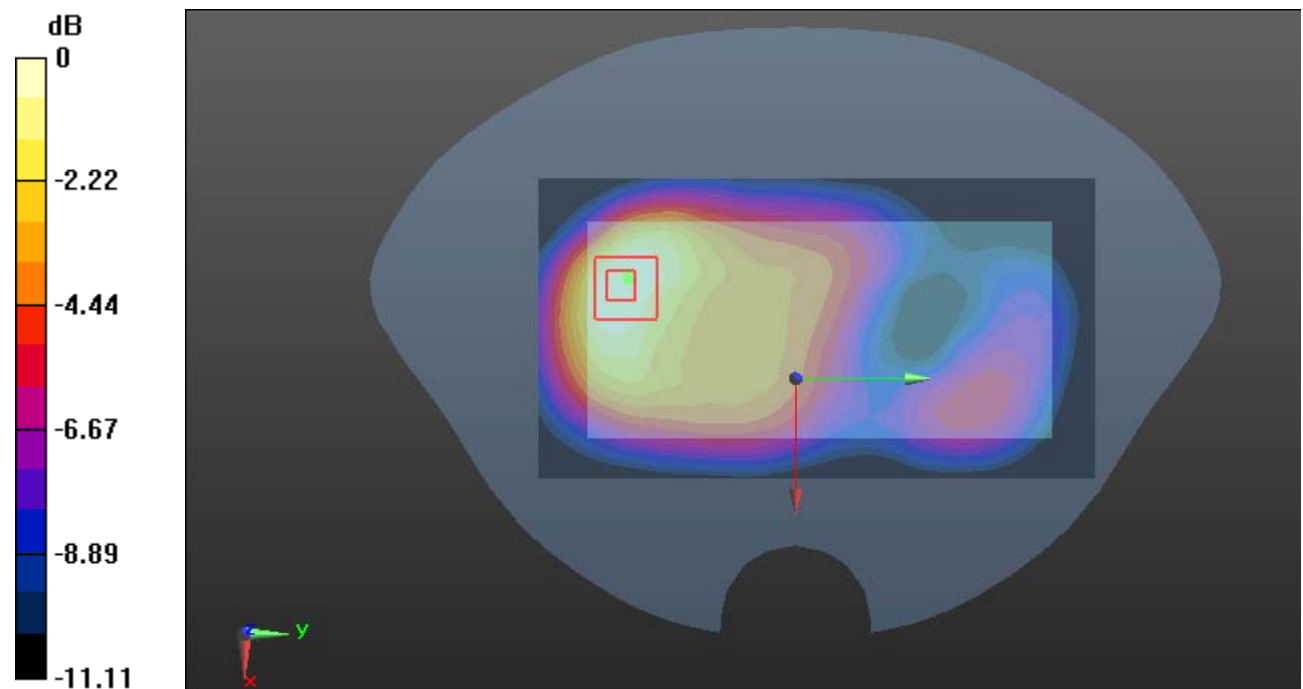
Zoom Scan (5x5x7)/Cube 0: Measurement grid: dx=8mm, dy=8mm, dz=5mm

Reference Value = 8.432 V/m; Power Drift = -0.12 dB

Peak SAR (extrapolated) = 0.366 W/kg

SAR(1 g) = 0.206 W/kg; SAR(10 g) = 0.121 W/kg

Maximum value of SAR (measured) = 0.302 W/kg



0 dB = 0.302 W/kg = -5.20 dBW/kg

Plot 17#: GSM 1900_Mid_Body Worn Back**DUT: Smart Phone; Type: X98pro; Serial: CR22090006-SA-S1**

Communication System: Generic GSM; Frequency: 1880 MHz; Duty Cycle: 1:8

Medium parameters used: $f = 1880$ MHz; $\sigma = 1.378$ S/m; $\epsilon_r = 39.965$; $\rho = 1000$ kg/m³

Phantom section: Flat Section

DASY5 Configuration:

- Probe: EX3DV4 - SN7522; ConvF(7.79, 7.79, 7.79) @ 1880 MHz; Calibrated: 2022/5/6
- Sensor-Surface: 1.4mm (Mechanical Surface Detection)
- Electronics: DAE4 Sn1325; Calibrated: 2022/8/29
- Phantom: SAM 1; Type: QD000P40CC; Serial: TP:1412
- Measurement SW: DASY52, Version 52.10 (2); SEMCAD X Version 14.6.12 (7470)

Area Scan (71x131x1): Interpolated grid: dx=1.500 mm, dy=1.500 mm

Maximum value of SAR (interpolated) = 0.531 W/kg

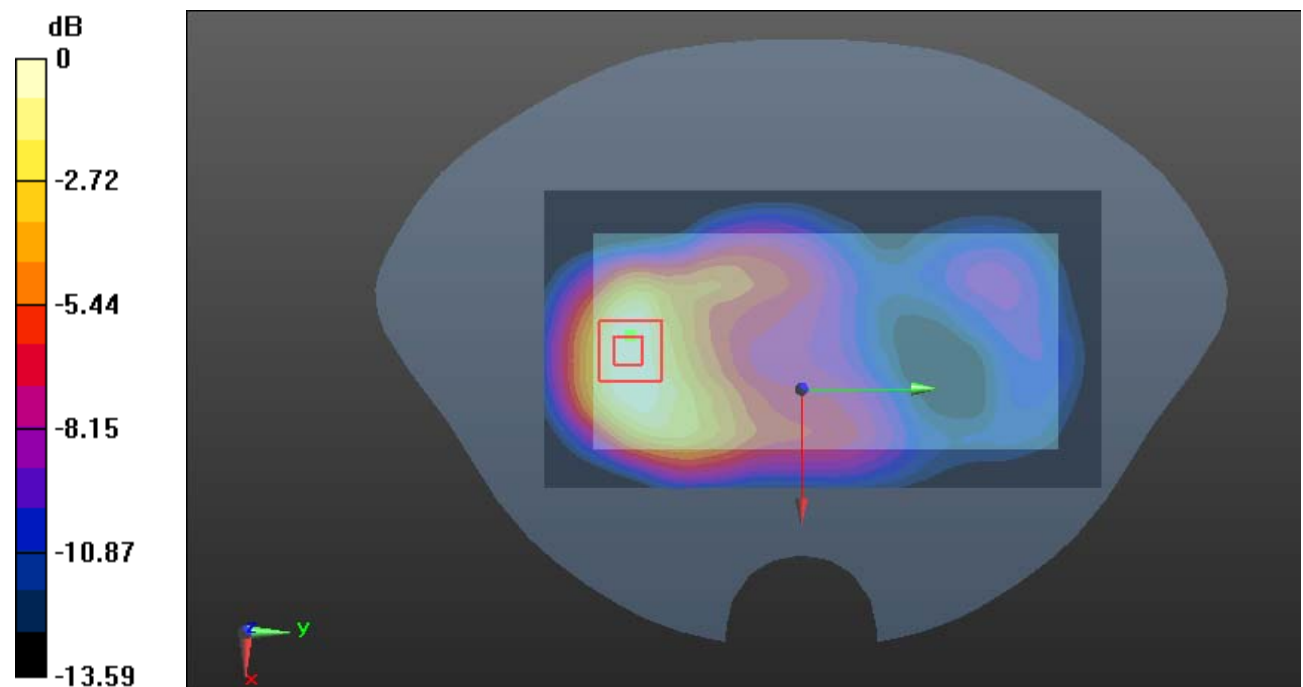
Zoom Scan (5x5x7)/Cube 0: Measurement grid: dx=8mm, dy=8mm, dz=5mm

Reference Value = 6.819 V/m; Power Drift = 0.13 dB

Peak SAR (extrapolated) = 0.611 W/kg

SAR(1 g) = 0.358 W/kg; SAR(10 g) = 0.208 W/kg

Maximum value of SAR (measured) = 0.513 W/kg



0 dB = 0.513 W/kg = -2.90 dBW/kg

Plot 18#: PCS 1900_Mid_Body Front**DUT: Smart Phone; Type: X98pro; Serial: CR22090006-SA-S1**

Communication System: Generic GPRS-4 slots; Frequency: 1880 MHz; Duty Cycle: 1:2

Medium parameters used: $f = 1880$ MHz; $\sigma = 1.378$ S/m; $\epsilon_r = 39.965$; $\rho = 1000$ kg/m³

Phantom section: Flat Section

DASY5 Configuration:

- Probe: EX3DV4 - SN7522; ConvF(7.79, 7.79, 7.79) @ 1880 MHz; Calibrated: 2022/5/6
- Sensor-Surface: 1.4mm (Mechanical Surface Detection)
- Electronics: DAE4 Sn1325; Calibrated: 2022/8/29
- Phantom: SAM 1; Type: QD000P40CC; Serial: TP:1412
- Measurement SW: DASY52, Version 52.10 (2); SEMCAD X Version 14.6.12 (7470)

Area Scan (71x131x1): Interpolated grid: dx=1.500 mm, dy=1.500 mm

Maximum value of SAR (interpolated) = 0.525 W/kg

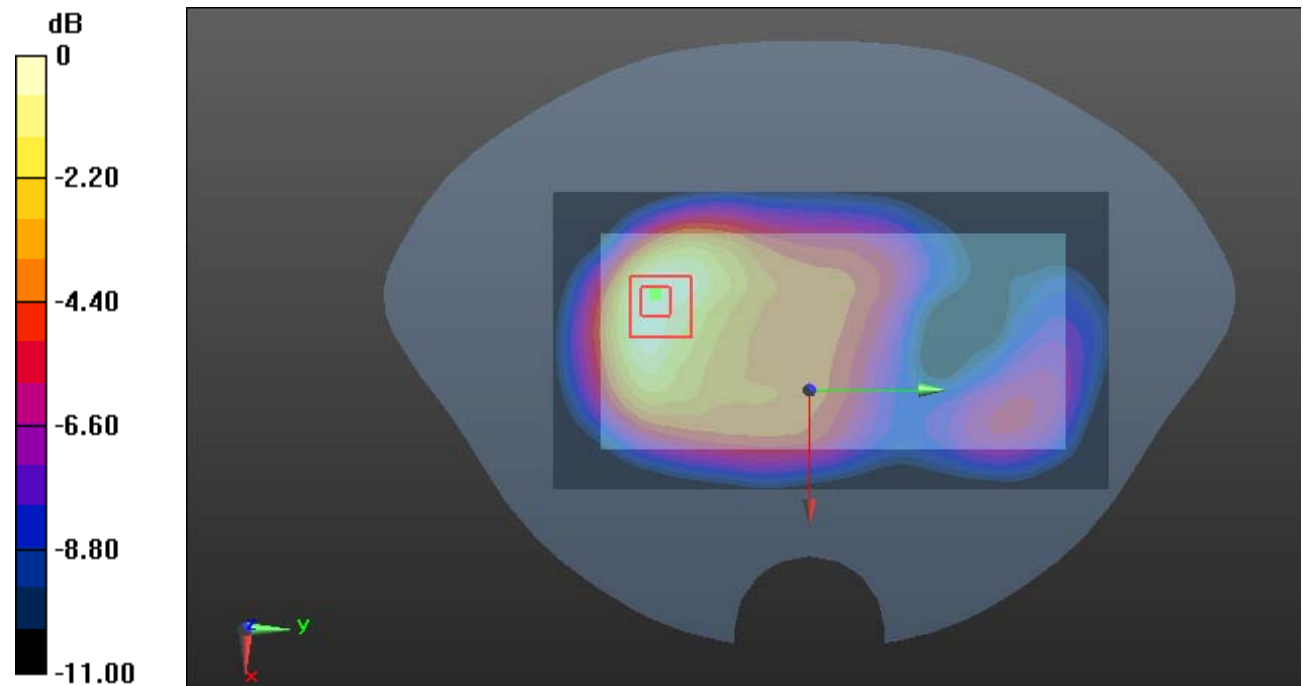
Zoom Scan (5x5x7)/Cube 0: Measurement grid: dx=8mm, dy=8mm, dz=5mm

Reference Value = 10.32 V/m; Power Drift = 0.13 dB

Peak SAR (extrapolated) = 0.580 W/kg

SAR(1 g) = 0.329 W/kg; SAR(10 g) = 0.194 W/kg

Maximum value of SAR (measured) = 0.484 W/kg



0 dB = 0.484 W/kg = -3.15 dBW/kg

Plot 19#: PCS 1900_Mid_Body Back**DUT: Smart Phone; Type: X98pro; Serial: CR22090006-SA-S1**

Communication System: Generic GPRS-4 slots; Frequency: 1880 MHz; Duty Cycle: 1:2

Medium parameters used: $f = 1880$ MHz; $\sigma = 1.378$ S/m; $\epsilon_r = 39.965$; $\rho = 1000$ kg/m³

Phantom section: Flat Section

DASY5 Configuration:

- Probe: EX3DV4 - SN7522; ConvF(7.79, 7.79, 7.79) @ 1880 MHz; Calibrated: 2022/5/6
- Sensor-Surface: 1.4mm (Mechanical Surface Detection)
- Electronics: DAE4 Sn1325; Calibrated: 2022/8/29
- Phantom: SAM 1; Type: QD000P40CC; Serial: TP:1412
- Measurement SW: DASY52, Version 52.10 (2); SEMCAD X Version 14.6.12 (7470)

Area Scan (71x131x1): Interpolated grid: dx=1.500 mm, dy=1.500 mm

Maximum value of SAR (interpolated) = 0.899 W/kg

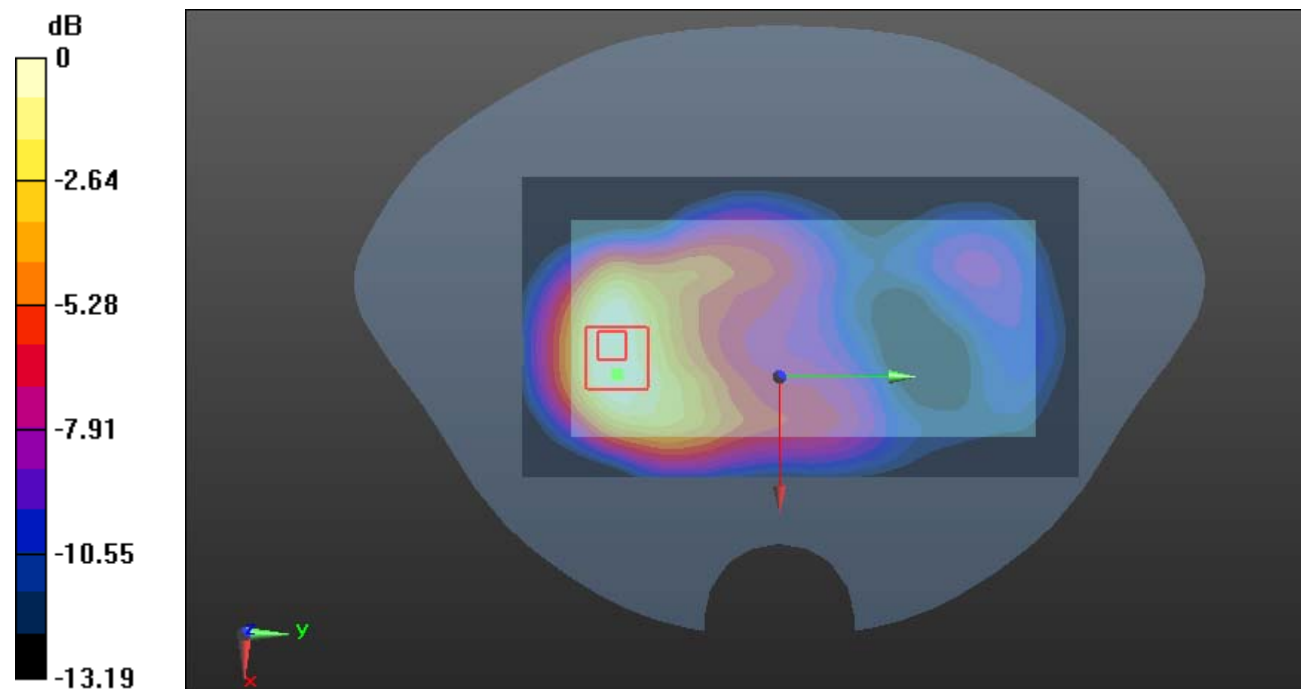
Zoom Scan (5x5x7)/Cube 0: Measurement grid: dx=8mm, dy=8mm, dz=5mm

Reference Value = 8.782 V/m; Power Drift = 0.06 dB

Peak SAR (extrapolated) = 0.970 W/kg

SAR(1 g) = 0.580 W/kg; SAR(10 g) = 0.335 W/kg

Maximum value of SAR (measured) = 0.821 W/kg



0 dB = 0.821 W/kg = -0.86 dBW/kg

Plot 20#: PCS 1900 _Mid_ Body Left**DUT: Smart Phone; Type: X98pro; Serial: CR22090006-SA-S1**

Communication System: Generic GPRS-4 slots; Frequency: 1880 MHz; Duty Cycle: 1:2

Medium parameters used: $f = 1880$ MHz; $\sigma = 1.378$ S/m; $\epsilon_r = 39.965$; $\rho = 1000$ kg/m³

Phantom section: Flat Section

DASY5 Configuration:

- Probe: EX3DV4 - SN7522; ConvF(7.79, 7.79, 7.79) @ 1880 MHz; Calibrated: 2022/5/6
- Sensor-Surface: 1.4mm (Mechanical Surface Detection)
- Electronics: DAE4 Sn1325; Calibrated: 2022/8/29
- Phantom: SAM 1; Type: QD000P40CC; Serial: TP:1412
- Measurement SW: DASY52, Version 52.10 (2); SEMCAD X Version 14.6.12 (7470)

Area Scan (41x141x1): Interpolated grid: dx=1.500 mm, dy=1.500 mm

Maximum value of SAR (interpolated) = 0.343 W/kg

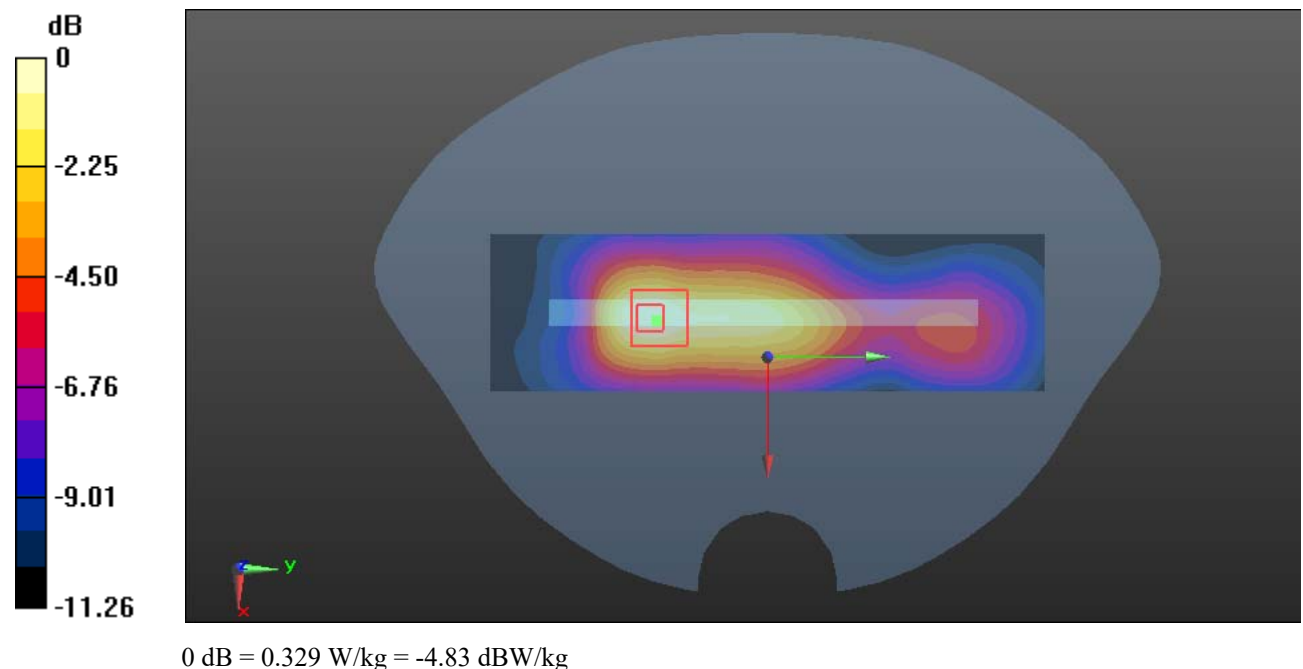
Zoom Scan (5x5x7)/Cube 0: Measurement grid: dx=8mm, dy=8mm, dz=5mm

Reference Value = 11.81 V/m; Power Drift = -0.15 dB

Peak SAR (extrapolated) = 0.401 W/kg

SAR(1 g) = 0.224 W/kg; SAR(10 g) = 0.127 W/kg

Maximum value of SAR (measured) = 0.329 W/kg



Plot 21#: PCS 1900 _Mid_ Body Right**DUT: Smart Phone; Type: X98pro; Serial: CR22090006-SA-S1**

Communication System: Generic GPRS-4 slots; Frequency: 1880 MHz; Duty Cycle: 1:2

Medium parameters used: $f = 1880$ MHz; $\sigma = 1.378$ S/m; $\epsilon_r = 39.965$; $\rho = 1000$ kg/m³

Phantom section: Flat Section

DASY5 Configuration:

- Probe: EX3DV4 - SN7522; ConvF(7.79, 7.79, 7.79) @ 1880 MHz; Calibrated: 2022/5/6
- Sensor-Surface: 1.4mm (Mechanical Surface Detection)
- Electronics: DAE4 Sn1325; Calibrated: 2022/8/29
- Phantom: SAM 1; Type: QD000P40CC; Serial: TP:1412
- Measurement SW: DASY52, Version 52.10 (2); SEMCAD X Version 14.6.12 (7470)

Area Scan (41x141x1): Interpolated grid: dx=1.500 mm, dy=1.500 mm

Maximum value of SAR (interpolated) = 0.109 W/kg

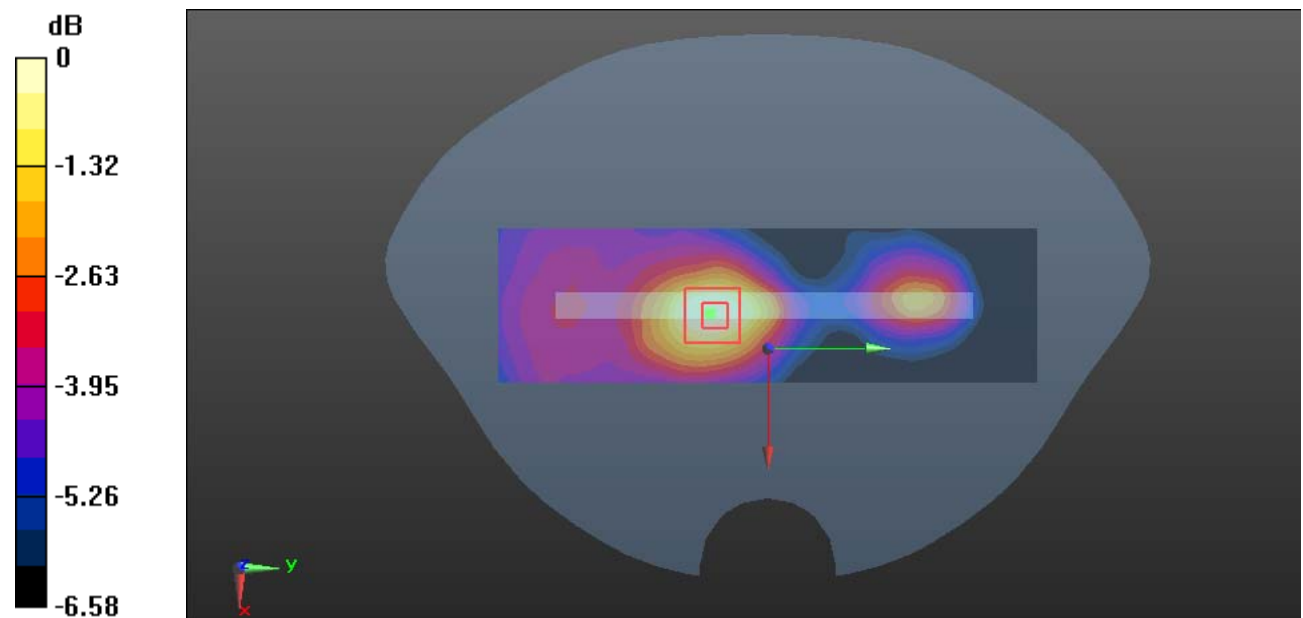
Zoom Scan (5x5x7)/Cube 0: Measurement grid: dx=8mm, dy=8mm, dz=5mm

Reference Value = 6.034 V/m; Power Drift = -0.16 dB

Peak SAR (extrapolated) = 0.121 W/kg

SAR(1 g) = 0.072 W/kg; SAR(10 g) = 0.044 W/kg

Maximum value of SAR (measured) = 0.103 W/kg



0 dB = 0.103 W/kg = -9.87 dBW/kg

Plot 22#: PCS 1900 Low Body Bottom**DUT: Smart Phone; Type: X98pro; Serial: CR22090006-SA-S1**

Communication System: Generic GPRS-4 slots; Frequency: 1880 MHz; Duty Cycle: 1:2

Medium parameters used: $f = 1850.2$ MHz; $\sigma = 1.362$ S/m; $\epsilon_r = 40.063$; $\rho = 1000$ kg/m³

Phantom section: Flat Section

DASY5 Configuration:

- Probe: EX3DV4 - SN7522; ConvF(7.79, 7.79, 7.79) @ 1850.2 MHz; Calibrated: 2022/5/6
- Sensor-Surface: 1.4mm (Mechanical Surface Detection)
- Electronics: DAE4 Sn1325; Calibrated: 2022/8/29
- Phantom: SAM 1; Type: QD000P40CC; Serial: TP:1412
- Measurement SW: DASY52, Version 52.10 (2); SEMCAD X Version 14.6.12 (7470)

Area Scan (41x101x1): Interpolated grid: dx=1.500 mm, dy=1.500 mm

Maximum value of SAR (interpolated) = 1.22 W/kg

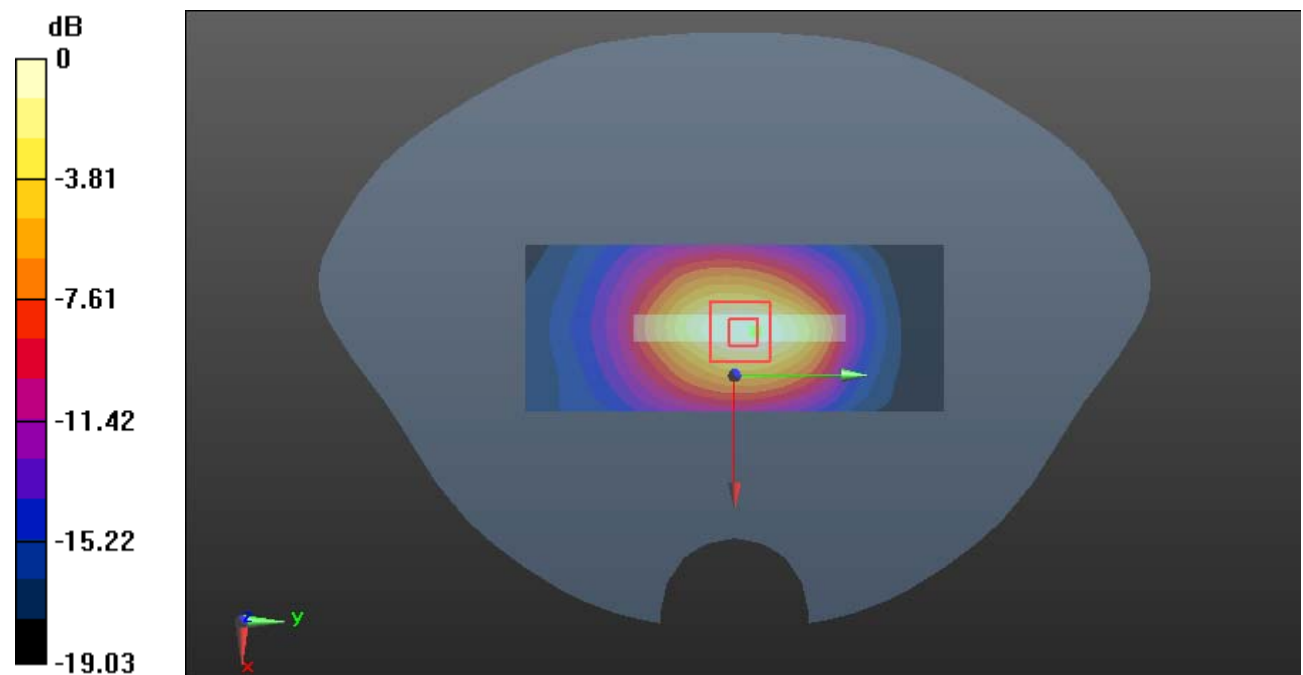
Zoom Scan (5x5x7)/Cube 0: Measurement grid: dx=8mm, dy=8mm, dz=5mm

Reference Value = 25.19 V/m; Power Drift = -0.16 dB

Peak SAR (extrapolated) = 1.43 W/kg

SAR(1 g) = 0.783 W/kg; SAR(10 g) = 0.420 W/kg

Maximum value of SAR (measured) = 1.18 W/kg



0 dB = 1.18 W/kg = 0.72 dBW/kg

Plot 23#: PCS 1900_Mid_Body Bottom**DUT: Smart Phone; Type: X98pro; Serial: CR22090006-SA-S1**

Communication System: Generic GPRS-4 slots; Frequency: 1880 MHz; Duty Cycle: 1:2

Medium parameters used: $f = 1880$ MHz; $\sigma = 1.378$ S/m; $\epsilon_r = 39.965$; $\rho = 1000$ kg/m³

Phantom section: Flat Section

DASY5 Configuration:

- Probe: EX3DV4 - SN7522; ConvF(7.79, 7.79, 7.79) @ 1880 MHz; Calibrated: 2022/5/6
- Sensor-Surface: 1.4mm (Mechanical Surface Detection)
- Electronics: DAE4 Sn1325; Calibrated: 2022/8/29
- Phantom: SAM 1; Type: QD000P40CC; Serial: TP:1412
- Measurement SW: DASY52, Version 52.10 (2); SEMCAD X Version 14.6.12 (7470)

Area Scan (41x101x1): Interpolated grid: dx=1.500 mm, dy=1.500 mm

Maximum value of SAR (interpolated) = 1.23 W/kg

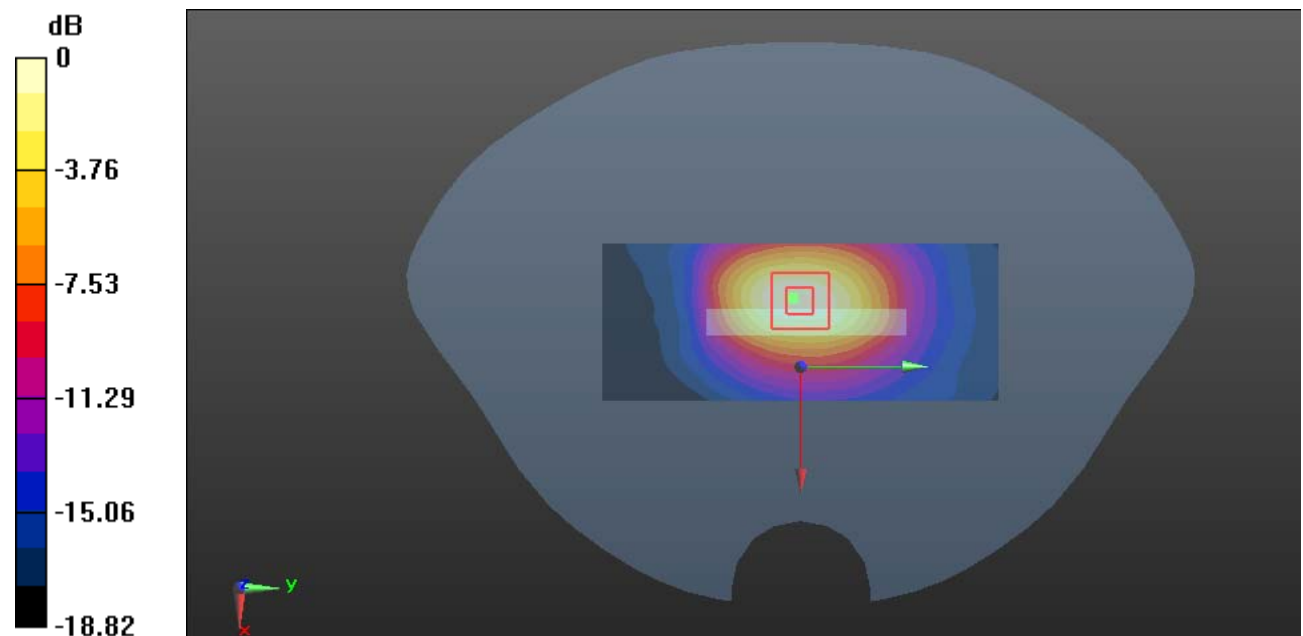
Zoom Scan (5x5x7)/Cube 0: Measurement grid: dx=8mm, dy=8mm, dz=5mm

Reference Value = 21.45 V/m; Power Drift = 0.13 dB

Peak SAR (extrapolated) = 1.42 W/kg

SAR(1 g) = 0.809 W/kg; SAR(10 g) = 0.441 W/kg

Maximum value of SAR (measured) = 1.20 W/kg



0 dB = 1.20 W/kg = 0.79 dBW/kg

Plot 24#: PCS 1900 High Body Bottom**DUT: Smart Phone; Type: X98pro; Serial: CR22090006-SA-S1**

Communication System: Generic GSM; Frequency: 1909.8 MHz; Duty Cycle: 1:8

Medium parameters used (interpolated): $f = 1909.8$ MHz; $\sigma = 1.408$ S/m; $\epsilon_r = 39.819$; $\rho = 1000$ kg/m³

Phantom section: Flat Section

DASY5 Configuration:

- Probe: EX3DV4 - SN7522; ConvF(7.79, 7.79, 7.79) @ 1909.8 MHz; Calibrated: 2022/5/6
- Sensor-Surface: 1.4mm (Mechanical Surface Detection)
- Electronics: DAE4 Sn1325; Calibrated: 2022/8/29
- Phantom: SAM 1; Type: QD000P40CC; Serial: TP:1412
- Measurement SW: DASY52, Version 52.10 (2); SEMCAD X Version 14.6.12 (7470)

Area Scan (41x101x1): Interpolated grid: dx=1.500 mm, dy=1.500 mm

Maximum value of SAR (interpolated) = 1.14 W/kg

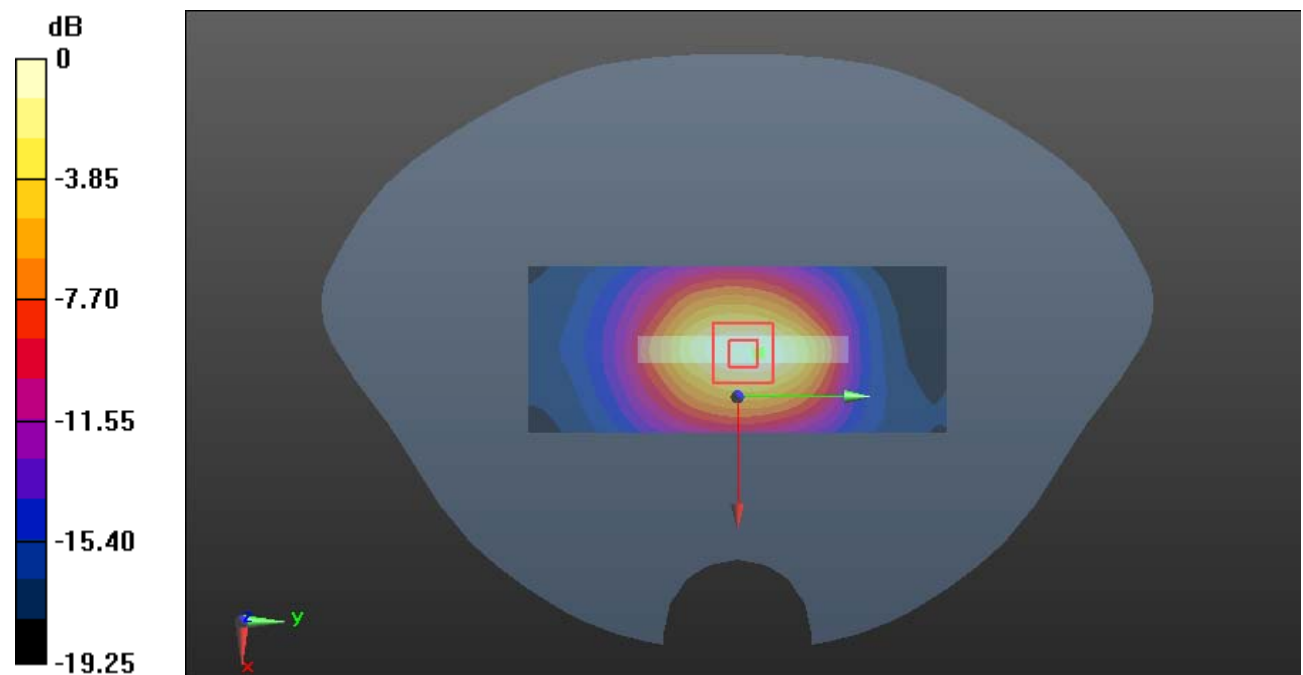
Zoom Scan (5x5x7)/Cube 0: Measurement grid: dx=8mm, dy=8mm, dz=5mm

Reference Value = 23.76 V/m; Power Drift = -0.01 dB

Peak SAR (extrapolated) = 1.37 W/kg

SAR(1 g) = 0.743 W/kg; SAR(10 g) = 0.398 W/kg

Maximum value of SAR (measured) = 1.13 W/kg



0 dB = 1.13 W/kg = 0.53 dBW/kg

Plot 25#: WCDMA Band 2 _Mid_ Head Left Cheek**DUT: Smart Phone; Type: X98pro; Serial: CR22090006-SA-S1**

Communication System: Generic WCDMA; Frequency: 1880 MHz; Duty Cycle: 1:1

Medium parameters used: $f = 1880$ MHz; $\sigma = 1.395$ S/m; $\epsilon_r = 39.946$; $\rho = 1000$ kg/m³

Phantom section: Left Section

DASY5 Configuration:

- Probe: EX3DV4 - SN7522; ConvF(7.79, 7.79, 7.79) @ 1880 MHz; Calibrated: 2022/5/6
- Sensor-Surface: 1.4mm (Mechanical Surface Detection)
- Electronics: DAE4 Sn1325; Calibrated: 2022/8/29
- Phantom: SAM 1; Type: QD000P40CC; Serial: TP:1412
- Measurement SW: DASY52, Version 52.10 (2); SEMCAD X Version 14.6.12 (7470)

Area Scan (71x121x1): Interpolated grid: dx=1.500 mm, dy=1.500 mm

Maximum value of SAR (interpolated) = 0.296 W/kg


Zoom Scan (5x5x7)/Cube 0: Measurement grid: dx=8mm, dy=8mm, dz=5mm

Reference Value = 5.214 V/m; Power Drift = -0.17 dB

Peak SAR (extrapolated) = 0.333 W/kg

SAR(1 g) = 0.205 W/kg; SAR(10 g) = 0.137 W/kg

Maximum value of SAR (measured) = 0.286 W/kg



0 dB = 0.286 W/kg = -5.44 dBW/kg

Plot 26#: WCDMA Band 2 _Mid_ Head Left Tilt**DUT: Smart Phone; Type: X98pro; Serial: CR22090006-SA-S1**

Communication System: Generic WCDMA; Frequency: 1880 MHz; Duty Cycle: 1:1

Medium parameters used: $f = 1880$ MHz; $\sigma = 1.395$ S/m; $\epsilon_r = 39.946$; $\rho = 1000$ kg/m³

Phantom section: Left Section

DASY5 Configuration:

- Probe: EX3DV4 - SN7522; ConvF(7.79, 7.79, 7.79) @ 1880 MHz; Calibrated: 2022/5/6
- Sensor-Surface: 1.4mm (Mechanical Surface Detection)
- Electronics: DAE4 Sn1325; Calibrated: 2022/8/29
- Phantom: SAM 1; Type: QD000P40CC; Serial: TP:1412
- Measurement SW: DASY52, Version 52.10 (2); SEMCAD X Version 14.6.12 (7470)

Area Scan (71x121x1): Interpolated grid: dx=1.500 mm, dy=1.500 mm

Maximum value of SAR (interpolated) = 0.134 W/kg


Zoom Scan (5x5x7)/Cube 0: Measurement grid: dx=8mm, dy=8mm, dz=5mm

Reference Value = 8.020 V/m; Power Drift = 0.07 dB

Peak SAR (extrapolated) = 0.139 W/kg

SAR(1 g) = 0.092 W/kg; SAR(10 g) = 0.060 W/kg

Maximum value of SAR (measured) = 0.121 W/kg



0 dB = 0.121 W/kg = -9.17 dBW/kg

Plot 27#: WCDMA Band 2 _Mid_ Head Right Cheek**DUT: Smart Phone; Type: X98pro; Serial: CR22090006-SA-S1**

Communication System: Generic WCDMA; Frequency: 1880 MHz; Duty Cycle: 1:1

Medium parameters used: $f = 1880$ MHz; $\sigma = 1.395$ S/m; $\epsilon_r = 39.946$; $\rho = 1000$ kg/m³

Phantom section: Right Section

DASY5 Configuration:

- Probe: EX3DV4 - SN7522; ConvF(7.79, 7.79, 7.79) @ 1880 MHz; Calibrated: 2022/5/6
- Sensor-Surface: 1.4mm (Mechanical Surface Detection)
- Electronics: DAE4 Sn1325; Calibrated: 2022/8/29
- Phantom: SAM 1; Type: QD000P40CC; Serial: TP:1412
- Measurement SW: DASY52, Version 52.10 (2); SEMCAD X Version 14.6.12 (7470)

Area Scan (71x121x1): Interpolated grid: dx=1.500 mm, dy=1.500 mm

Maximum value of SAR (interpolated) = 0.175 W/kg


Zoom Scan (5x5x7)/Cube 0: Measurement grid: dx=8mm, dy=8mm, dz=5mm

Reference Value = 5.170 V/m; Power Drift = 0.18 dB

Peak SAR (extrapolated) = 0.190 W/kg

SAR(1 g) = 0.120 W/kg; SAR(10 g) = 0.076 W/kg

Maximum value of SAR (measured) = 0.164 W/kg



0 dB = 0.164 W/kg = -7.85 dBW/kg

Plot 28#: WCDMA Band 2 _Mid_ Head Right Tilt**DUT: Smart Phone; Type: X98pro; Serial: CR22090006-SA-S1**

Communication System: Generic WCDMA; Frequency: 1880 MHz; Duty Cycle: 1:1

Medium parameters used: $f = 1880$ MHz; $\sigma = 1.395$ S/m; $\epsilon_r = 39.946$; $\rho = 1000$ kg/m³

Phantom section: Right Section

DASY5 Configuration:

- Probe: EX3DV4 - SN7522; ConvF(7.79, 7.79, 7.79) @ 1880 MHz; Calibrated: 2022/5/6
- Sensor-Surface: 1.4mm (Mechanical Surface Detection)
- Electronics: DAE4 Sn1325; Calibrated: 2022/8/29
- Phantom: SAM 1; Type: QD000P40CC; Serial: TP:1412
- Measurement SW: DASY52, Version 52.10 (2); SEMCAD X Version 14.6.12 (7470)

Area Scan (71x121x1): Interpolated grid: dx=1.500 mm, dy=1.500 mm

Maximum value of SAR (interpolated) = 0.122 W/kg


Zoom Scan (5x5x7)/Cube 0: Measurement grid: dx=8mm, dy=8mm, dz=5mm

Reference Value = 8.201 V/m; Power Drift = -0.12 dB

Peak SAR (extrapolated) = 0.146 W/kg

SAR(1 g) = 0.090 W/kg; SAR(10 g) = 0.056 W/kg

Maximum value of SAR (measured) = 0.125 W/kg



0 dB = 0.125 W/kg = -9.03 dBW/kg

Plot 29#: WCDMA Band 2 _Mid_ Body Front**DUT: Smart Phone; Type: X98pro; Serial: CR22090006-SA-S1**

Communication System: Generic WCDMA; Frequency: 1880 MHz; Duty Cycle: 1:1

Medium parameters used: $f = 1880$ MHz; $\sigma = 1.395$ S/m; $\epsilon_r = 39.946$; $\rho = 1000$ kg/m³

Phantom section: Flat Section

DASY5 Configuration:

- Probe: EX3DV4 - SN7522; ConvF(7.79, 7.79, 7.79) @ 1880 MHz; Calibrated: 2022/5/6
- Sensor-Surface: 1.4mm (Mechanical Surface Detection)
- Electronics: DAE4 Sn1325; Calibrated: 2022/8/29
- Phantom: SAM 1; Type: QD000P40CC; Serial: TP:1412
- Measurement SW: DASY52, Version 52.10 (2); SEMCAD X Version 14.6.12 (7470)

Area Scan (71x131x1): Interpolated grid: dx=1.500 mm, dy=1.500 mm

Maximum value of SAR (interpolated) = 0.624 W/kg

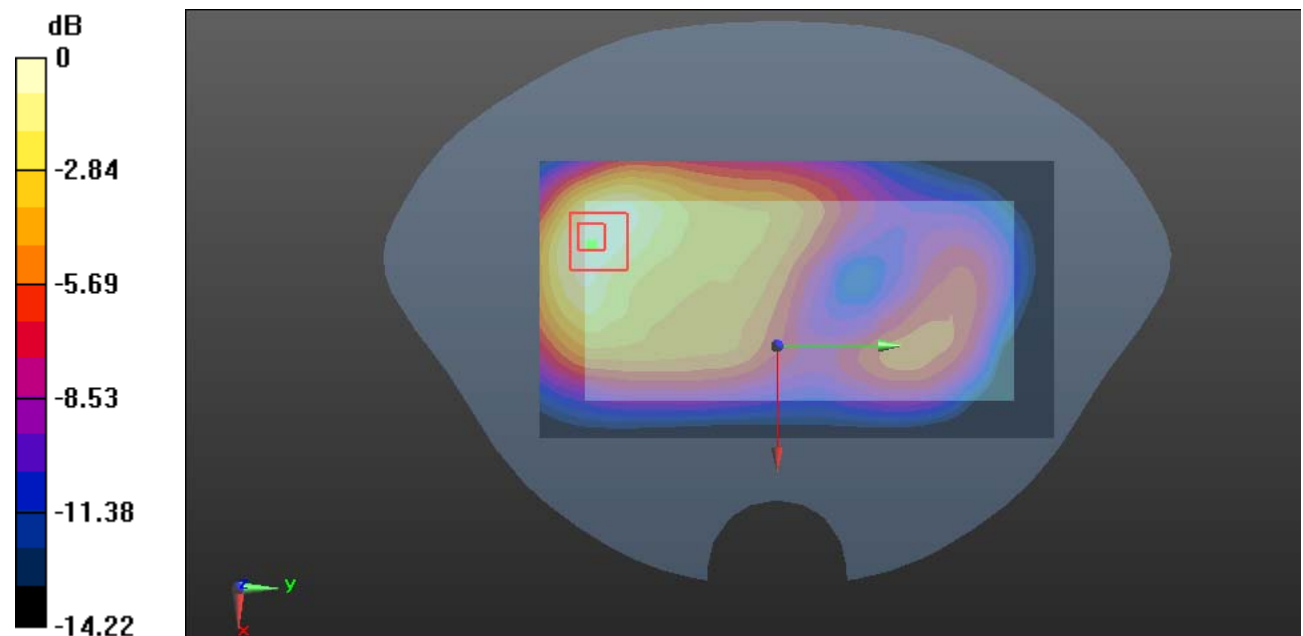
/Zoom Scan (5x5x7)/Cube 0: Measurement grid: dx=8mm, dy=8mm, dz=5mm

Reference Value = 9.786 V/m; Power Drift = -0.08 dB

Peak SAR (extrapolated) = 0.735 W/kg

SAR(1 g) = 0.414 W/kg; SAR(10 g) = 0.241 W/kg

Maximum value of SAR (measured) = 0.603 W/kg



0 dB = 0.603 W/kg = -2.20 dBW/kg

Plot 30#: WCDMA Band 2 _Mid_ Body Back**DUT: Smart Phone; Type: X98pro; Serial: CR22090006-SA-S1**

Communication System: Generic WCDMA; Frequency: 1880 MHz; Duty Cycle: 1:1

Medium parameters used: $f = 1880$ MHz; $\sigma = 1.395$ S/m; $\epsilon_r = 39.946$; $\rho = 1000$ kg/m³

Phantom section: Flat Section

DASY5 Configuration:

- Probe: EX3DV4 - SN7522; ConvF(7.79, 7.79, 7.79) @ 1880 MHz; Calibrated: 2022/5/6
- Sensor-Surface: 1.4mm (Mechanical Surface Detection)
- Electronics: DAE4 Sn1325; Calibrated: 2022/8/29
- Phantom: SAM 1; Type: QD000P40CC; Serial: TP:1412
- Measurement SW: DASY52, Version 52.10 (2); SEMCAD X Version 14.6.12 (7470)

Area Scan (71x131x1): Interpolated grid: dx=1.500 mm, dy=1.500 mm

Maximum value of SAR (interpolated) = 1.18 W/kg

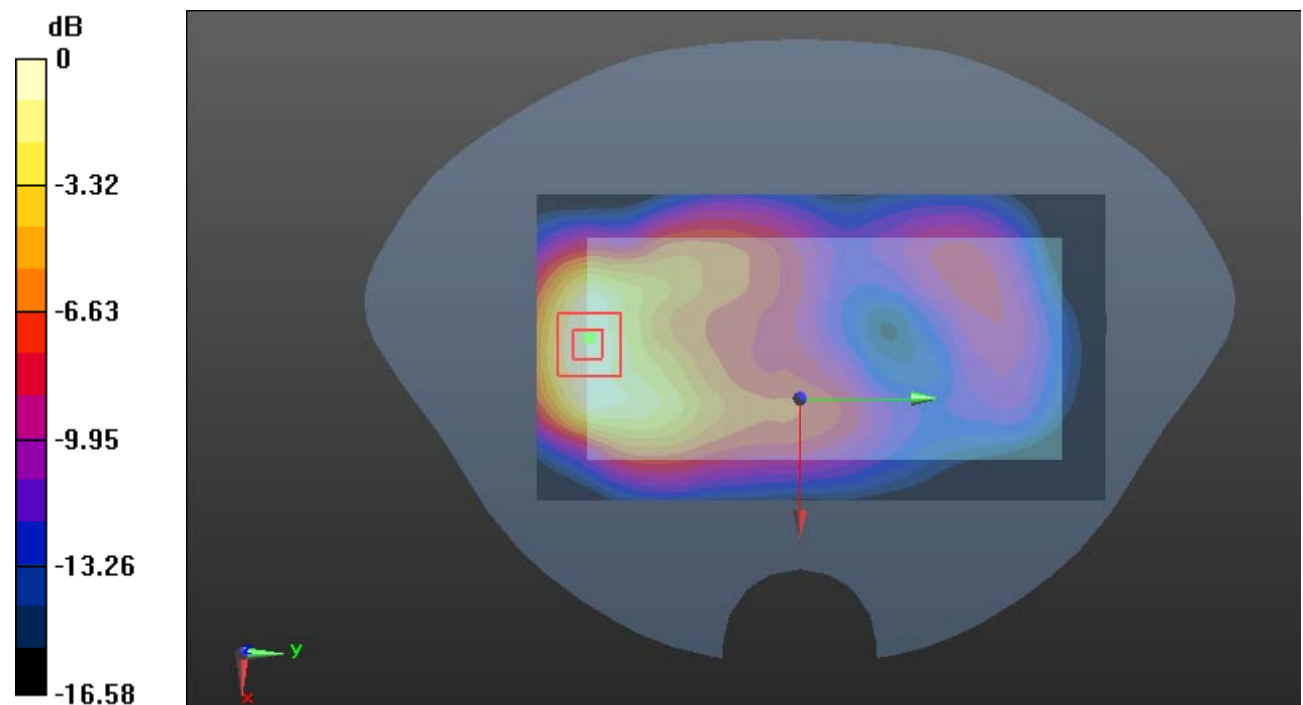
Zoom Scan (5x5x7)/Cube 0: Measurement grid: dx=8mm, dy=8mm, dz=5mm

Reference Value = 9.272 V/m; Power Drift = -0.15 dB

Peak SAR (extrapolated) = 1.29 W/kg

SAR(1 g) = 0.751 W/kg; SAR(10 g) = 0.433 W/kg

Maximum value of SAR (measured) = 1.10 W/kg



0 dB = 1.10 W/kg = 0.41 dBW/kg

Plot 31#: WCDMA Band 2 _Mid_ Body Left**DUT: Smart Phone; Type: X98pro; Serial: CR22090006-SA-S1**

Communication System: Generic WCDMA; Frequency: 1880 MHz; Duty Cycle: 1:1

Medium parameters used: $f = 1880$ MHz; $\sigma = 1.395$ S/m; $\epsilon_r = 39.946$; $\rho = 1000$ kg/m³

Phantom section: Flat Section

DASY5 Configuration:

- Probe: EX3DV4 - SN7522; ConvF(7.79, 7.79, 7.79) @ 1880 MHz; Calibrated: 2022/5/6
- Sensor-Surface: 1.4mm (Mechanical Surface Detection)
- Electronics: DAE4 Sn1325; Calibrated: 2022/8/29
- Phantom: SAM 1; Type: QD000P40CC; Serial: TP:1412
- Measurement SW: DASY52, Version 52.10 (2); SEMCAD X Version 14.6.12 (7470)

Area Scan (41x121x1): Interpolated grid: dx=1.500 mm, dy=1.500 mm

Maximum value of SAR (interpolated) = 0.427 W/kg

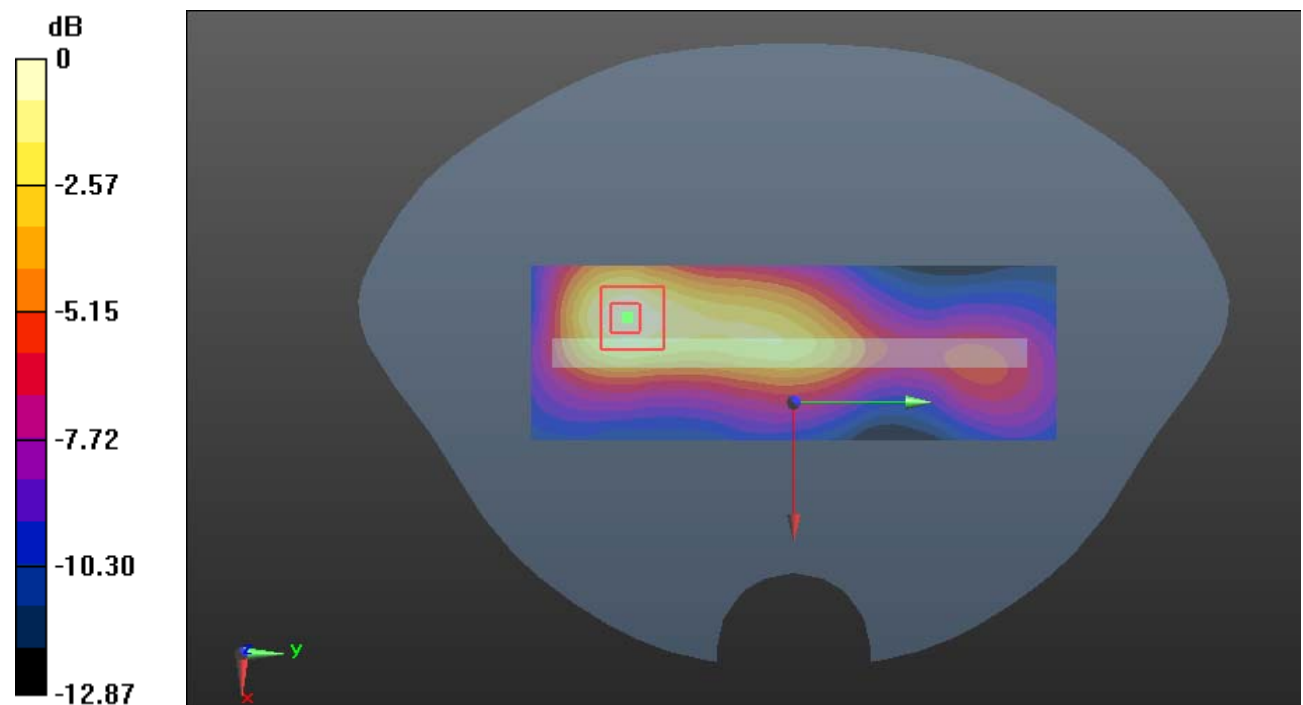
Zoom Scan (5x5x7)/Cube 0: Measurement grid: dx=8mm, dy=8mm, dz=5mm

Reference Value = 11.78 V/m; Power Drift = -0.20 dB

Peak SAR (extrapolated) = 0.496 W/kg

SAR(1 g) = 0.277 W/kg; SAR(10 g) = 0.155 W/kg

Maximum value of SAR (measured) = 0.416 W/kg



0 dB = 0.416 W/kg = -3.81 dBW/kg

Plot 32#: WCDMA Band 2 _Mid_ Body Right**DUT: Smart Phone; Type: X98pro; Serial: CR22090006-SA-S1**

Communication System: Generic WCDMA; Frequency: 1880 MHz; Duty Cycle: 1:1

Medium parameters used: $f = 1880$ MHz; $\sigma = 1.395$ S/m; $\epsilon_r = 39.946$; $\rho = 1000$ kg/m³

Phantom section: Flat Section

DASY5 Configuration:

- Probe: EX3DV4 - SN7522; ConvF(7.79, 7.79, 7.79) @ 1880 MHz; Calibrated: 2022/5/6
- Sensor-Surface: 1.4mm (Mechanical Surface Detection)
- Electronics: DAE4 Sn1325; Calibrated: 2022/8/29
- Phantom: SAM 1; Type: QD000P40CC; Serial: TP:1412
- Measurement SW: DASY52, Version 52.10 (2); SEMCAD X Version 14.6.12 (7470)

Area Scan (41x121x1): Interpolated grid: dx=1.500 mm, dy=1.500 mm

Maximum value of SAR (interpolated) = 0.122 W/kg

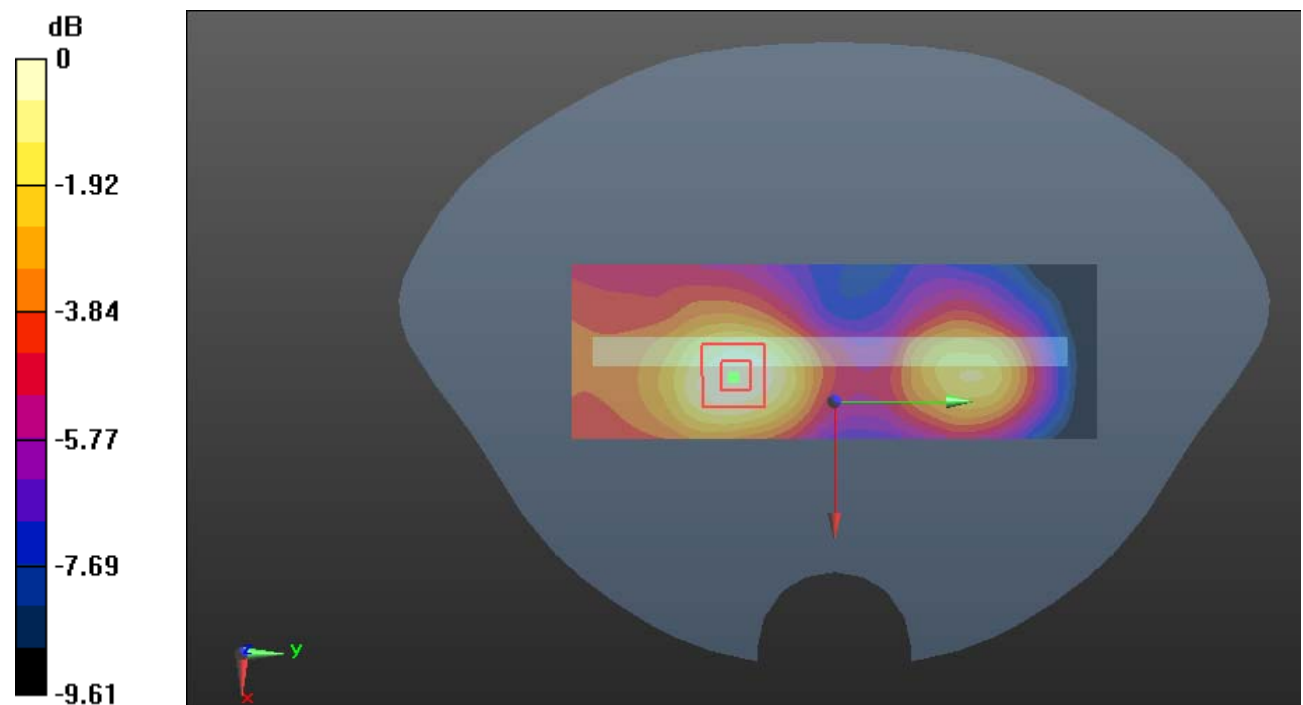
Zoom Scan (5x5x7)/Cube 0: Measurement grid: dx=8mm, dy=8mm, dz=5mm

Reference Value = 4.879 V/m; Power Drift = -0.13 dB

Peak SAR (extrapolated) = 0.138 W/kg

SAR(1 g) = 0.082 W/kg; SAR(10 g) = 0.049 W/kg

Maximum value of SAR (measured) = 0.117 W/kg



0 dB = 0.117 W/kg = -9.32 dBW/kg

Plot 33#: WCDMA Band 2 _Mid_ Body Bottom**DUT: Smart Phone; Type: X98pro; Serial: CR22090006-SA-S1**

Communication System: Generic WCDMA; Frequency: 1880 MHz; Duty Cycle: 1:1

Medium parameters used: $f = 1880$ MHz; $\sigma = 1.395$ S/m; $\epsilon_r = 39.946$; $\rho = 1000$ kg/m³

Phantom section: Flat Section

DASY5 Configuration:

- Probe: EX3DV4 - SN7522; ConvF(7.79, 7.79, 7.79) @ 1880 MHz; Calibrated: 2022/5/6
- Sensor-Surface: 1.4mm (Mechanical Surface Detection)
- Electronics: DAE4 Sn1325; Calibrated: 2022/8/29
- Phantom: SAM 1; Type: QD000P40CC; Serial: TP:1412
- Measurement SW: DASY52, Version 52.10 (2); SEMCAD X Version 14.6.12 (7470)

Area Scan (41x81x1): Interpolated grid: dx=1.500 mm, dy=1.500 mm

Maximum value of SAR (interpolated) = 0.965 W/kg

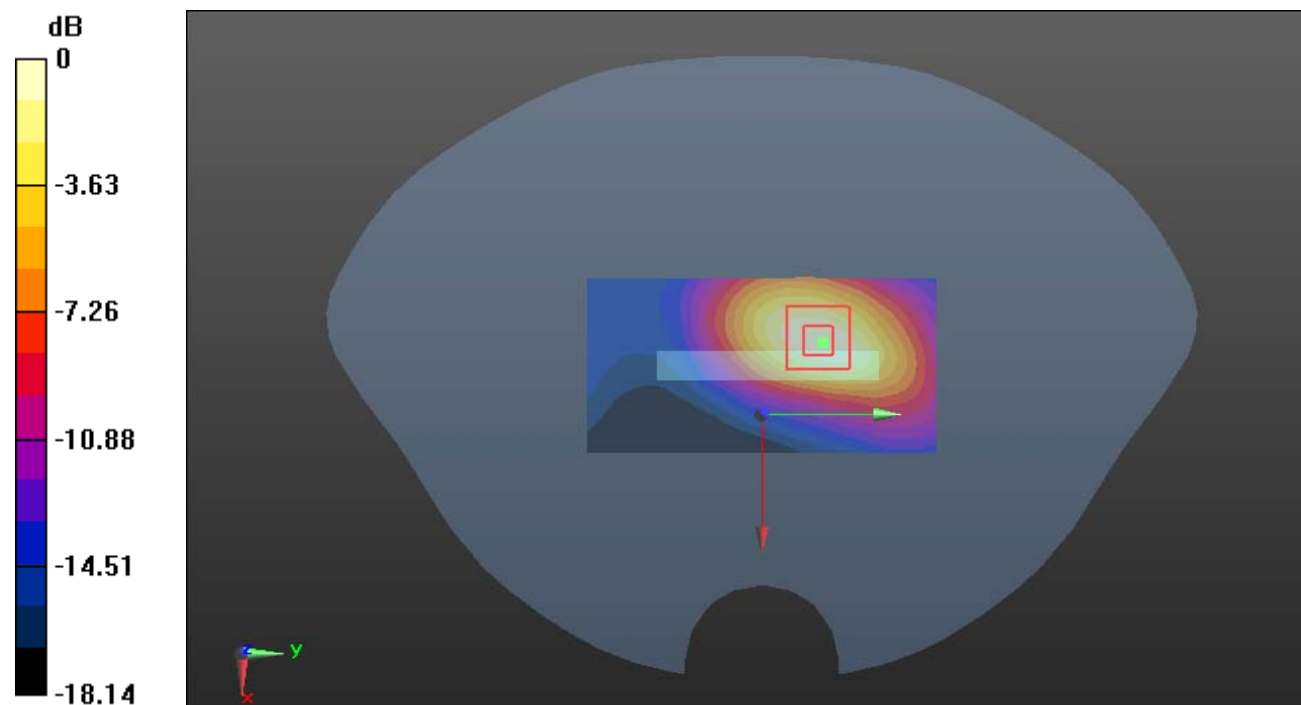
Zoom Scan (5x5x7)/Cube 0: Measurement grid: dx=8mm, dy=8mm, dz=5mm

Reference Value = 11.90 V/m; Power Drift = 0.12 dB

Peak SAR (extrapolated) = 1.13 W/kg

SAR(1 g) = 0.636 W/kg; SAR(10 g) = 0.342 W/kg

Maximum value of SAR (measured) = 0.946 W/kg



0 dB = 0.946 W/kg = -0.24 dBW/kg

Plot 34#: WCDMA Band 4 _Mid_Head Left Cheek**DUT: Smart Phone; Type: X98pro; Serial: CR22090006-SA-S1**

Communication System: Generic WCDMA; Frequency: 1732.6 MHz; Duty Cycle: 1:1

Medium parameters used (interpolated): $f = 1732.6$ MHz; $\sigma = 1.349$ S/m; $\epsilon_r = 40.209$; $\rho = 1000$ kg/m³

Phantom section: Left Section

DASY5 Configuration:

- Probe: EX3DV4 - SN7522; ConvF(8.1, 8.1, 8.1) @ 1732.6 MHz; Calibrated: 2022/5/6
- Sensor-Surface: 1.4mm (Mechanical Surface Detection)
- Electronics: DAE4 Sn1325; Calibrated: 2022/8/29
- Phantom: SAM 1; Type: QD000P40CC; Serial: TP:1412
- Measurement SW: DASY52, Version 52.10 (2); SEMCAD X Version 14.6.12 (7470)

Area Scan (61x111x1): Interpolated grid: dx=1.500 mm, dy=1.500 mm

Maximum value of SAR (interpolated) = 0.0415 W/kg


Zoom Scan (6x6x7)/Cube 0: Measurement grid: dx=8mm, dy=8mm, dz=5mm

Reference Value = 2.997 V/m; Power Drift = -0.16 dB

Peak SAR (extrapolated) = 0.0470 W/kg

SAR(1 g) = 0.034 W/kg; SAR(10 g) = 0.024 W/kg

Maximum value of SAR (measured) = 0.0419 W/kg



0 dB = 0.0419 W/kg = -13.78 dBW/kg

Plot 35#: WCDMA Band 4 _Mid_Head Left Tilt**DUT: Smart Phone; Type: X98pro; Serial: CR22090006-SA-S1**

Communication System: Generic WCDMA; Frequency: 1732.6 MHz; Duty Cycle: 1:1

Medium parameters used (interpolated): $f = 1732.6$ MHz; $\sigma = 1.349$ S/m; $\epsilon_r = 40.209$; $\rho = 1000$ kg/m³

Phantom section: Left Section

DASY5 Configuration:

- Probe: EX3DV4 - SN7522; ConvF(8.1, 8.1, 8.1) @ 1732.6 MHz; Calibrated: 2022/5/6
- Sensor-Surface: 1.4mm (Mechanical Surface Detection)
- Electronics: DAE4 Sn1325; Calibrated: 2022/8/29
- Phantom: SAM 1; Type: QD000P40CC; Serial: TP:1412
- Measurement SW: DASY52, Version 52.10 (2); SEMCAD X Version 14.6.12 (7470)

Area Scan (61x111x1): Interpolated grid: dx=1.500 mm, dy=1.500 mm

Maximum value of SAR (interpolated) = 0.0358 W/kg

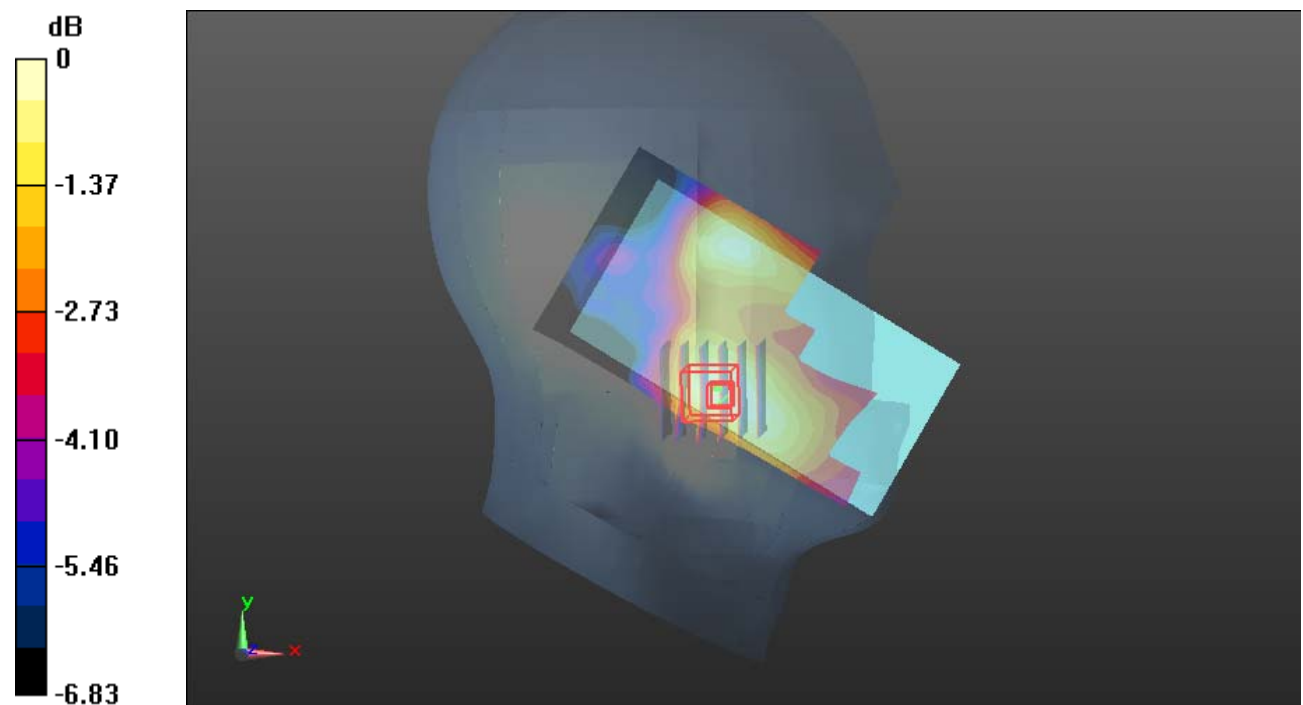
Zoom Scan (6x6x7)/Cube 0: Measurement grid: dx=8mm, dy=8mm, dz=5mm

Reference Value = 2.752 V/m; Power Drift = -0.19 dB

Peak SAR (extrapolated) = 0.0400 W/kg

SAR(1 g) = 0.026 W/kg; SAR(10 g) = 0.019 W/kg

Maximum value of SAR (measured) = 0.0352 W/kg



0 dB = 0.0352 W/kg = -14.53 dBW/kg

Plot 36#: WCDMA Band 4 _Mid_Head Right Cheek**DUT: Smart Phone; Type: X98pro; Serial: CR22090006-SA-S1**

Communication System: Generic WCDMA; Frequency: 1732.6 MHz; Duty Cycle: 1:1

Medium parameters used (interpolated): $f = 1732.6$ MHz; $\sigma = 1.349$ S/m; $\epsilon_r = 40.209$; $\rho = 1000$ kg/m³

Phantom section: Right Section

DASY5 Configuration:

- Probe: EX3DV4 - SN7522; ConvF(8.1, 8.1, 8.1) @ 1732.6 MHz; Calibrated: 2022/5/6
- Sensor-Surface: 1.4mm (Mechanical Surface Detection)
- Electronics: DAE4 Sn1325; Calibrated: 2022/8/29
- Phantom: SAM 1; Type: QD000P40CC; Serial: TP:1412
- Measurement SW: DASY52, Version 52.10 (2); SEMCAD X Version 14.6.12 (7470)

Area Scan (61x121x1): Interpolated grid: dx=1.500 mm, dy=1.500 mm

Maximum value of SAR (interpolated) = 0.0420 W/kg


Zoom Scan (5x5x7)/Cube 0: Measurement grid: dx=8mm, dy=8mm, dz=5mm

Reference Value = 2.962 V/m; Power Drift = 0.13 dB

Peak SAR (extrapolated) = 0.0450 W/kg

SAR(1 g) = 0.028 W/kg; SAR(10 g) = 0.020 W/kg

Maximum value of SAR (measured) = 0.0381 W/kg



0 dB = 0.0381 W/kg = -14.19 dBW/kg

Plot 37#: WCDMA Band 4_Mid_2 Head Right Tilt**DUT: Smart Phone; Type: X98pro; Serial: CR22090006-SA-S1**

Communication System: Generic WCDMA; Frequency: 1732.6 MHz; Duty Cycle: 1:1

Medium parameters used (interpolated): $f = 1732.6$ MHz; $\sigma = 1.349$ S/m; $\epsilon_r = 40.209$; $\rho = 1000$ kg/m³

Phantom section: Right Section

DASY5 Configuration:

- Probe: EX3DV4 - SN7522; ConvF(8.1, 8.1, 8.1) @ 1732.6 MHz; Calibrated: 2022/5/6
- Sensor-Surface: 1.4mm (Mechanical Surface Detection)
- Electronics: DAE4 Sn1325; Calibrated: 2022/8/29
- Phantom: SAM 1; Type: QD000P40CC; Serial: TP:1412
- Measurement SW: DASY52, Version 52.10 (2); SEMCAD X Version 14.6.12 (7470)

Area Scan (61x121x1): Interpolated grid: dx=1.500 mm, dy=1.500 mm

Maximum value of SAR (interpolated) = 0.0329 W/kg


Zoom Scan (5x5x7)/Cube 0: Measurement grid: dx=8mm, dy=8mm, dz=5mm

Reference Value = 4.181 V/m; Power Drift = 0.17 dB

Peak SAR (extrapolated) = 0.0350 W/kg

SAR(1 g) = 0.021 W/kg; SAR(10 g) = 0.014 W/kg

Maximum value of SAR (measured) = 0.0293 W/kg



0 dB = 0.0293 W/kg = -15.33 dBW/kg

Plot 38#: WCDMA Band 4 _Mid_Body Front**DUT: Smart Phone; Type: X98pro; Serial: CR22090006-SA-S1**

Communication System: Generic WCDMA; Frequency: 1732.6 MHz; Duty Cycle: 1:1

Medium parameters used (interpolated): $f = 1732.6$ MHz; $\sigma = 1.349$ S/m; $\epsilon_r = 40.209$; $\rho = 1000$ kg/m³

Phantom section: Flat Section

DASY5 Configuration:

- Probe: EX3DV4 - SN7522; ConvF(8.1, 8.1, 8.1) @ 1732.6 MHz; Calibrated: 2022/5/6
- Sensor-Surface: 1.4mm (Mechanical Surface Detection)
- Electronics: DAE4 Sn1325; Calibrated: 2022/8/29
- Phantom: SAM 1; Type: QD000P40CC; Serial: TP:1412
- Measurement SW: DASY52, Version 52.10 (2); SEMCAD X Version 14.6.12 (7470)

Area Scan (71x131x1): Interpolated grid: dx=1.500 mm, dy=1.500 mm

Maximum value of SAR (interpolated) = 0.334 W/kg

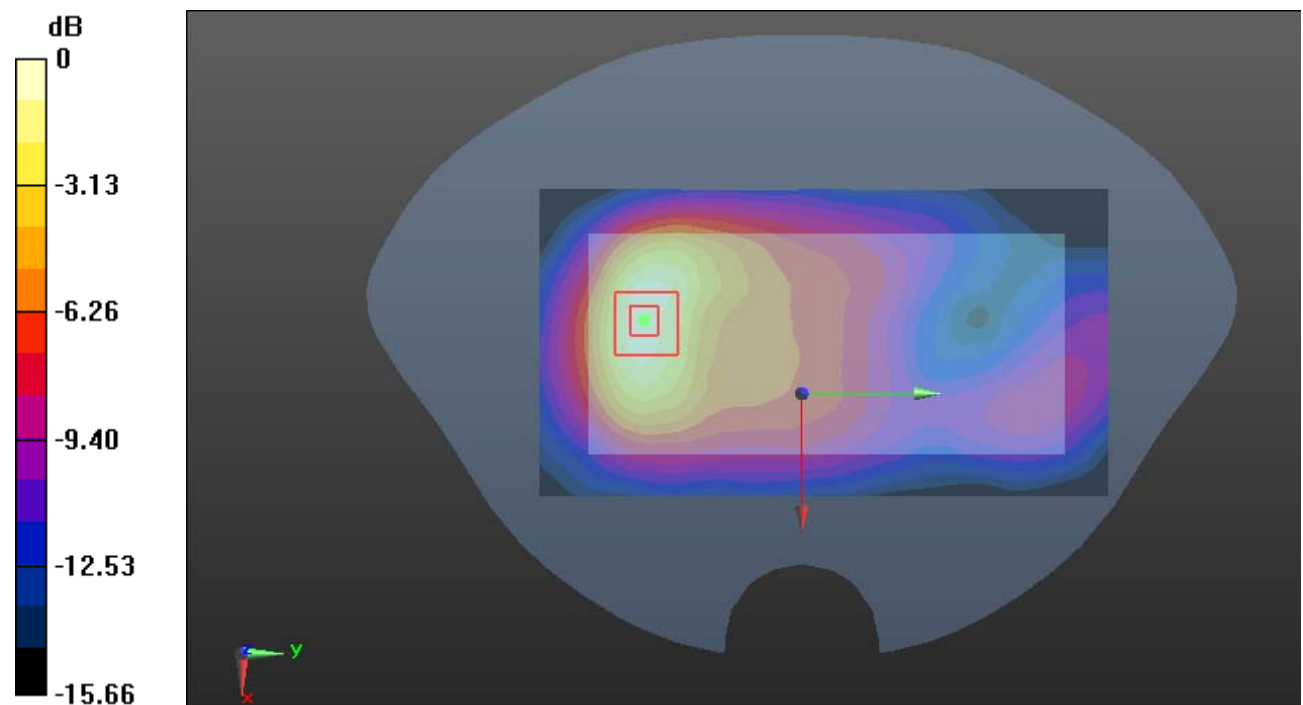
Zoom Scan (5x5x7)/Cube 0: Measurement grid: dx=8mm, dy=8mm, dz=5mm

Reference Value = 6.907 V/m; Power Drift = 0.12 dB

Peak SAR (extrapolated) = 0.417 W/kg

SAR(1 g) = 0.241 W/kg; SAR(10 g) = 0.139 W/kg

Maximum value of SAR (measured) = 0.356 W/kg



0 dB = 0.356 W/kg = -4.49 dBW/kg

Plot 39#: WCDMA Band 4_Mid_Body Back**DUT: Smart Phone; Type: X98pro; Serial: CR22090006-SA-S1**

Communication System: Generic WCDMA; Frequency: 1732.6 MHz; Duty Cycle: 1:1

Medium parameters used (interpolated): $f = 1732.6$ MHz; $\sigma = 1.349$ S/m; $\epsilon_r = 40.209$; $\rho = 1000$ kg/m³

Phantom section: Flat Section

DASY5 Configuration:

- Probe: EX3DV4 - SN7522; ConvF(8.1, 8.1, 8.1) @ 1732.6 MHz; Calibrated: 2022/5/6
- Sensor-Surface: 1.4mm (Mechanical Surface Detection)
- Electronics: DAE4 Sn1325; Calibrated: 2022/8/29
- Phantom: SAM 1; Type: QD000P40CC; Serial: TP:1412
- Measurement SW: DASY52, Version 52.10 (2); SEMCAD X Version 14.6.12 (7470)

Area Scan (71x131x1): Interpolated grid: dx=1.500 mm, dy=1.500 mm

Maximum value of SAR (interpolated) = 0.947 W/kg

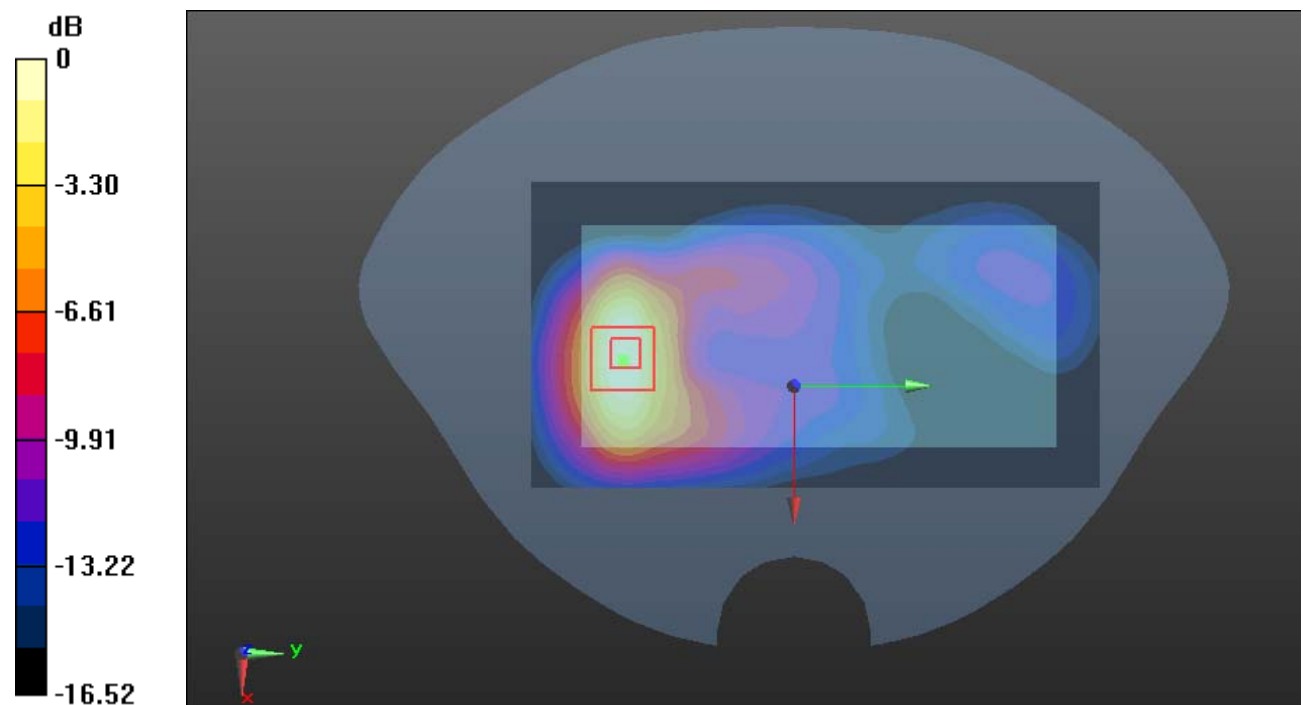
Zoom Scan (5x5x7)/Cube 0: Measurement grid: dx=8mm, dy=8mm, dz=5mm

Reference Value = 6.591 V/m; Power Drift = 0.05 dB

Peak SAR (extrapolated) = 1.14 W/kg

SAR(1 g) = 0.641 W/kg; SAR(10 g) = 0.349 W/kg

Maximum value of SAR (measured) = 0.946 W/kg



0 dB = 0.946 W/kg = -0.24 dBW/kg

Plot 40#: WCDMA Band 4 _Mid_Body Left**DUT: Smart Phone; Type: X98pro; Serial: CR22090006-SA-S1**

Communication System: Generic WCDMA; Frequency: 1732.6 MHz; Duty Cycle: 1:1

Medium parameters used (interpolated): $f = 1732.6$ MHz; $\sigma = 1.349$ S/m; $\epsilon_r = 40.209$; $\rho = 1000$ kg/m³

Phantom section: Flat Section

DASY5 Configuration:

- Probe: EX3DV4 - SN7522; ConvF(8.1, 8.1, 8.1) @ 1732.6 MHz; Calibrated: 2022/5/6
- Sensor-Surface: 1.4mm (Mechanical Surface Detection)
- Electronics: DAE4 Sn1325; Calibrated: 2022/8/29
- Phantom: SAM 1; Type: QD000P40CC; Serial: TP:1412
- Measurement SW: DASY52, Version 52.10 (2); SEMCAD X Version 14.6.12 (7470)

Area Scan (41x121x1): Interpolated grid: dx=1.500 mm, dy=1.500 mm

Maximum value of SAR (interpolated) = 0.0482 W/kg

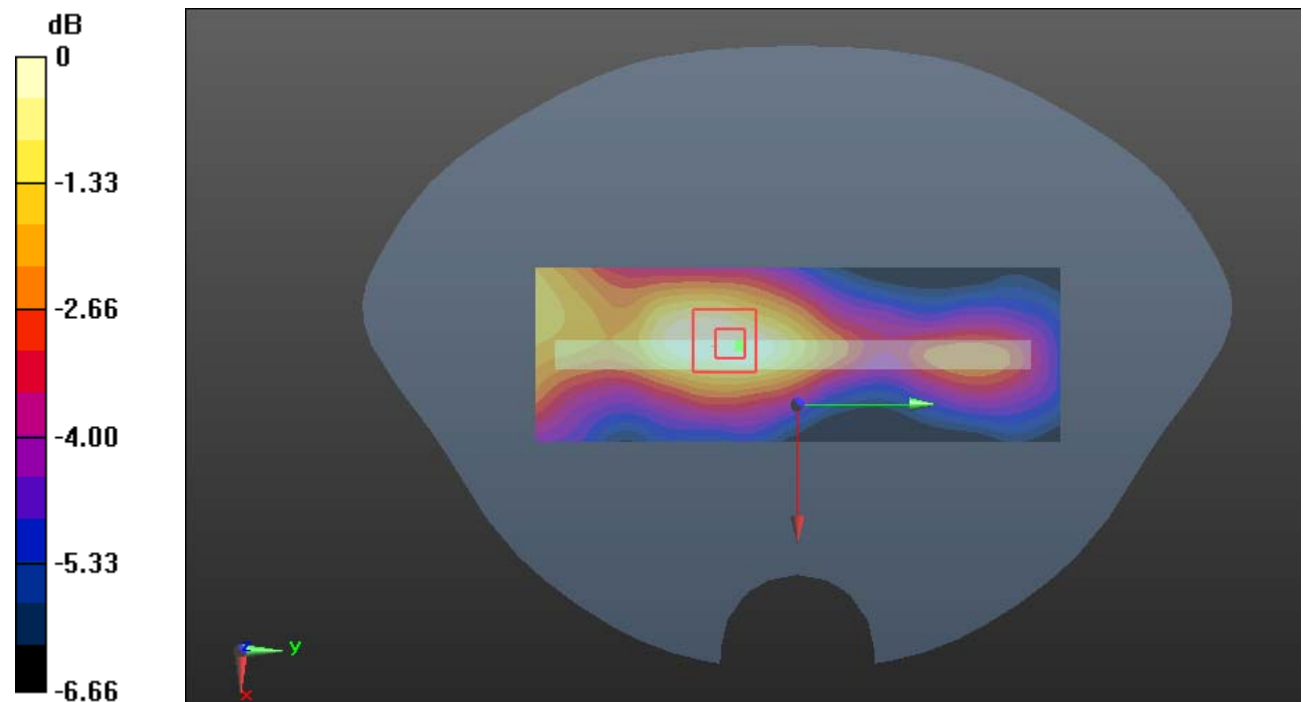
Zoom Scan (5x5x7)/Cube 0: Measurement grid: dx=8mm, dy=8mm, dz=5mm

Reference Value = 4.525 V/m; Power Drift = -0.11 dB

Peak SAR (extrapolated) = 0.0560 W/kg

SAR(1 g) = 0.034 W/kg; SAR(10 g) = 0.022 W/kg

Maximum value of SAR (measured) = 0.0473 W/kg



0 dB = 0.0473 W/kg = -13.25 dBW/kg

Plot 41#: WCDMA Band 4 _Mid_Body Right**DUT: Smart Phone; Type: X98pro; Serial: CR22090006-SA-S1**

Communication System: Generic WCDMA; Frequency: 1732.6 MHz; Duty Cycle: 1:1

Medium parameters used (interpolated): $f = 1732.6$ MHz; $\sigma = 1.349$ S/m; $\epsilon_r = 40.209$; $\rho = 1000$ kg/m³

Phantom section: Flat Section

DASY5 Configuration:

- Probe: EX3DV4 - SN7522; ConvF(8.1, 8.1, 8.1) @ 1732.6 MHz; Calibrated: 2022/5/6
- Sensor-Surface: 1.4mm (Mechanical Surface Detection)
- Electronics: DAE4 Sn1325; Calibrated: 2022/8/29
- Phantom: SAM 1; Type: QD000P40CC; Serial: TP:1412
- Measurement SW: DASY52, Version 52.10 (2); SEMCAD X Version 14.6.12 (7470)

Area Scan (41x121x1): Interpolated grid: dx=1.500 mm, dy=1.500 mm

Maximum value of SAR (interpolated) = 0.0374 W/kg

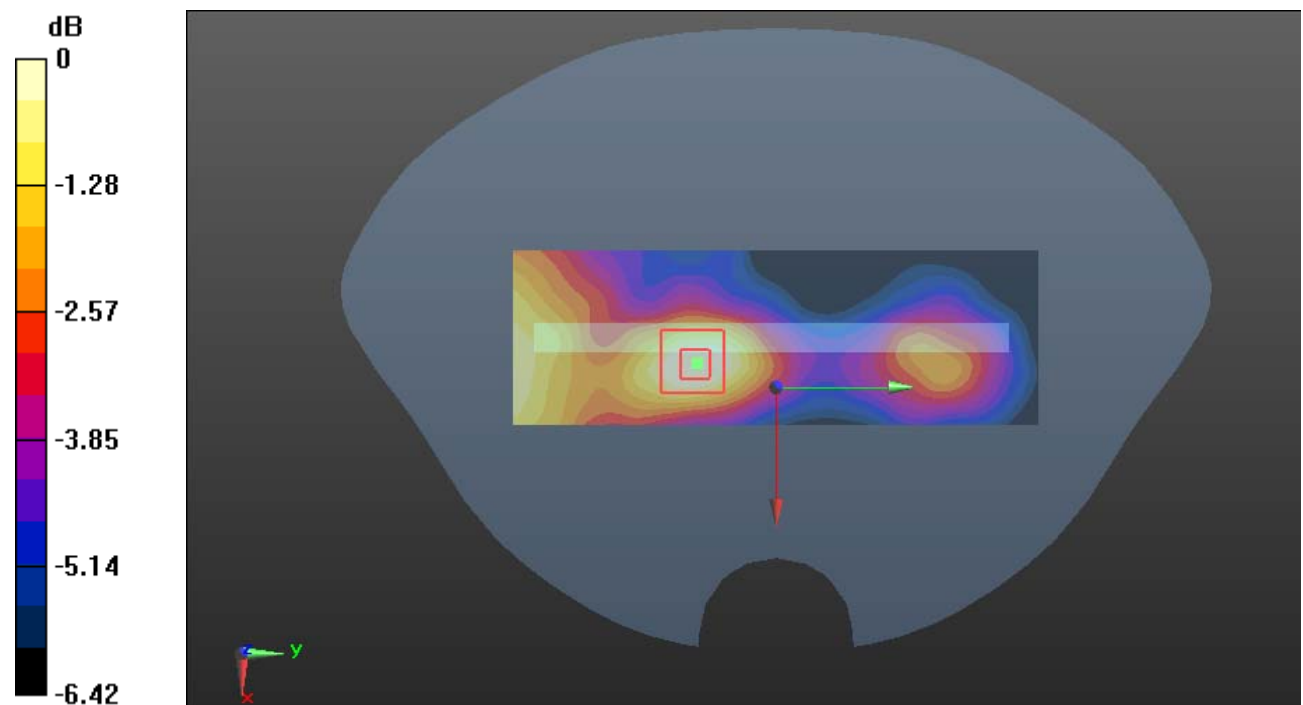
Zoom Scan (5x5x7)/Cube 0: Measurement grid: dx=8mm, dy=8mm, dz=5mm

Reference Value = 3.194 V/m; Power Drift = -0.20 dB

Peak SAR (extrapolated) = 0.0410 W/kg

SAR(1 g) = 0.024 W/kg; SAR(10 g) = 0.015 W/kg

Maximum value of SAR (measured) = 0.0344 W/kg



0 dB = 0.0344 W/kg = -14.63 dBW/kg

Plot 42#: WCDMA Band 4 Low Body Bottom**DUT: Smart Phone; Type: X98pro; Serial: CR22090006-SA-S1**

Communication System: Generic WCDMA; Frequency: 1712.4 MHz; Duty Cycle: 1:1

Medium parameters used: $f = 1712.4$ MHz; $\sigma = 1.333$ S/m; $\epsilon_r = 40.377$; $\rho = 1000$ kg/m³

Phantom section: Flat Section

DASY5 Configuration:

- Probe: EX3DV4 - SN7522; ConvF(8.1, 8.1, 8.1) @ 1712.4 MHz; Calibrated: 2022/5/6
- Sensor-Surface: 1.4mm (Mechanical Surface Detection)
- Electronics: DAE4 Sn1325; Calibrated: 2022/8/29
- Phantom: SAM 1; Type: QD000P40CC; Serial: TP:1412
- Measurement SW: DASY52, Version 52.10 (2); SEMCAD X Version 14.6.12 (7470)

Area Scan (41x81x1): Interpolated grid: dx=1.500 mm, dy=1.500 mm

Maximum value of SAR (interpolated) = 1.57 W/kg

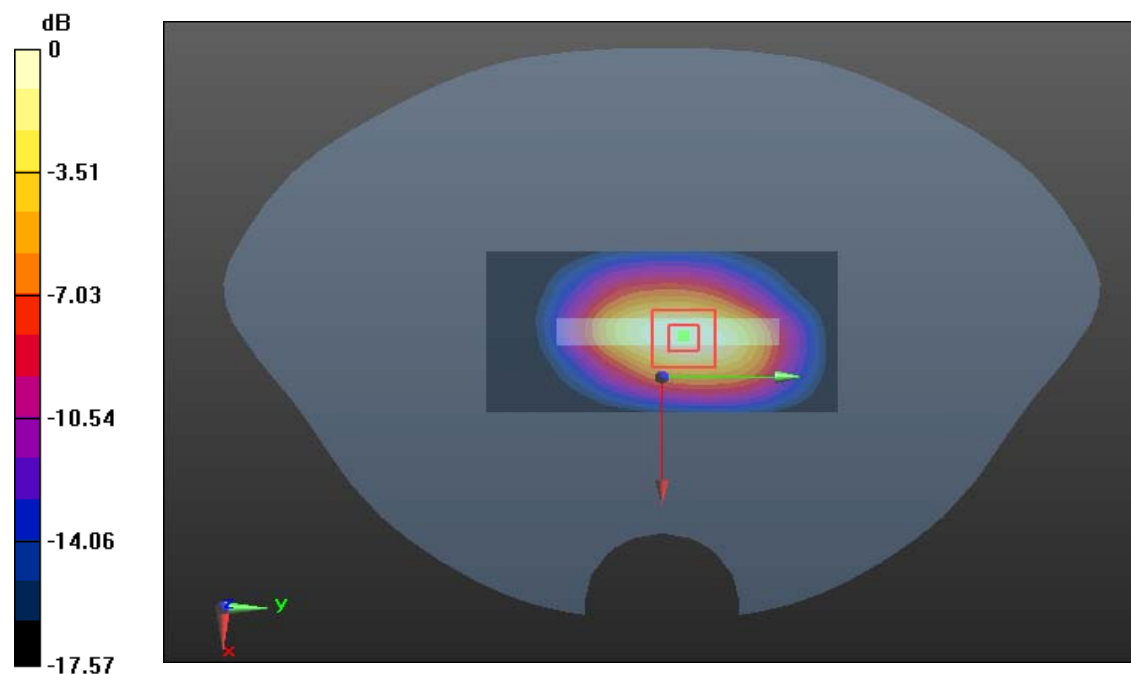
Zoom Scan (5x5x7)/Cube 0: Measurement grid: dx=8mm, dy=8mm, dz=5mm

Reference Value = 27.42 V/m; Power Drift = -0.10 dB

Peak SAR (extrapolated) = 1.77 W/kg

SAR(1 g) = 0.986 W/kg; SAR(10 g) = 0.525 W/kg

Maximum value of SAR (measured) = 1.47 W/kg



0 dB = 1.47 W/kg = 1.67 dBW/kg

Plot 43#: WCDMA Band 4 _Mid_Body Bottom**DUT: Smart Phone; Type: X98pro; Serial: CR22090006-SA-S1**

Communication System: Generic WCDMA; Frequency: 1732.6 MHz; Duty Cycle: 1:1

Medium parameters used (interpolated): $f = 1732.6$ MHz; $\sigma = 1.349$ S/m; $\epsilon_r = 40.209$; $\rho = 1000$ kg/m³

Phantom section: Flat Section

DASY5 Configuration:

- Probe: EX3DV4 - SN7522; ConvF(8.1, 8.1, 8.1) @ 1732.6 MHz; Calibrated: 2022/5/6
- Sensor-Surface: 1.4mm (Mechanical Surface Detection)
- Electronics: DAE4 Sn1325; Calibrated: 2022/8/29
- Phantom: SAM 1; Type: QD000P40CC; Serial: TP:1412
- Measurement SW: DASY52, Version 52.10 (2); SEMCAD X Version 14.6.12 (7470)

Area Scan (41x101x1): Interpolated grid: dx=1.500 mm, dy=1.500 mm

Maximum value of SAR (interpolated) = 1.51 W/kg

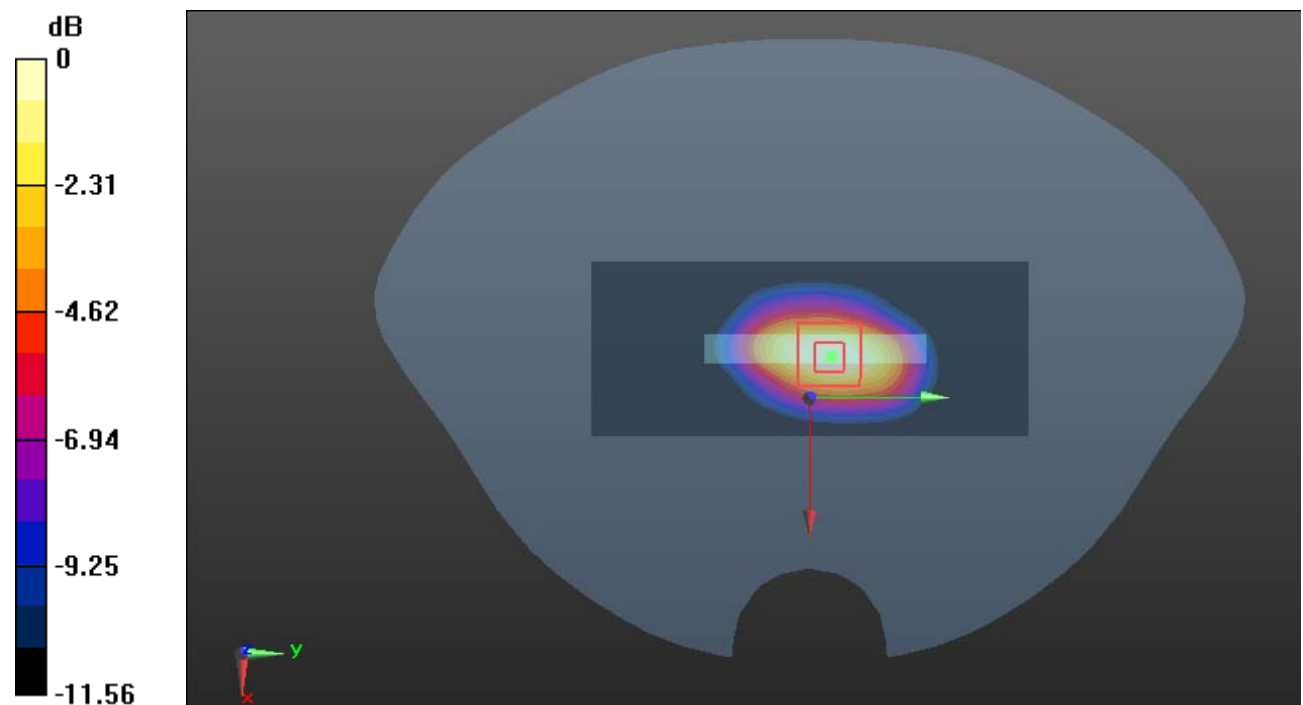
Zoom Scan (5x5x7)/Cube 0: Measurement grid: dx=8mm, dy=8mm, dz=5mm

Reference Value = 26.07 V/m; Power Drift = 0.12 dB

Peak SAR (extrapolated) = 1.75 W/kg

SAR(1 g) = 0.966 W/kg; SAR(10 g) = 0.514 W/kg

Maximum value of SAR (measured) = 1.47 W/kg



0 dB = 1.47 W/kg = 1.67 dBW/kg

Plot 44#: WCDMA Band 4 High Body Bottom**DUT: Smart Phone; Type: X98pro; Serial: CR22090006-SA-S1**

Communication System: ,Generic WCDMA; Frequency: 1752.6 MHz;Duty Cycle: 1:1

Medium parameters used: $f = 1752.6$ MHz; $\sigma = 1.372$ S/m; $\epsilon_r = 40.102$; $\rho = 1000$ kg/m³

Phantom section: Flat Section

DASY5 Configuration:

- Probe: EX3DV4 - SN7522; ConvF(8.1, 8.1, 8.1) @ 1752.6 MHz; Calibrated: 2022/5/6
- Sensor-Surface: 1.4mm (Mechanical Surface Detection)
- Electronics: DAE4 Sn1325; Calibrated: 2022/8/29
- Phantom: SAM 1; Type: QD000P40CC; Serial: TP:1412
- Measurement SW: DASY52, Version 52.10 (2); SEMCAD X Version 14.6.12 (7470)

Area Scan (41x81x1): Interpolated grid: dx=1.500 mm, dy=1.500 mm

Maximum value of SAR (interpolated) = 1.36 W/kg

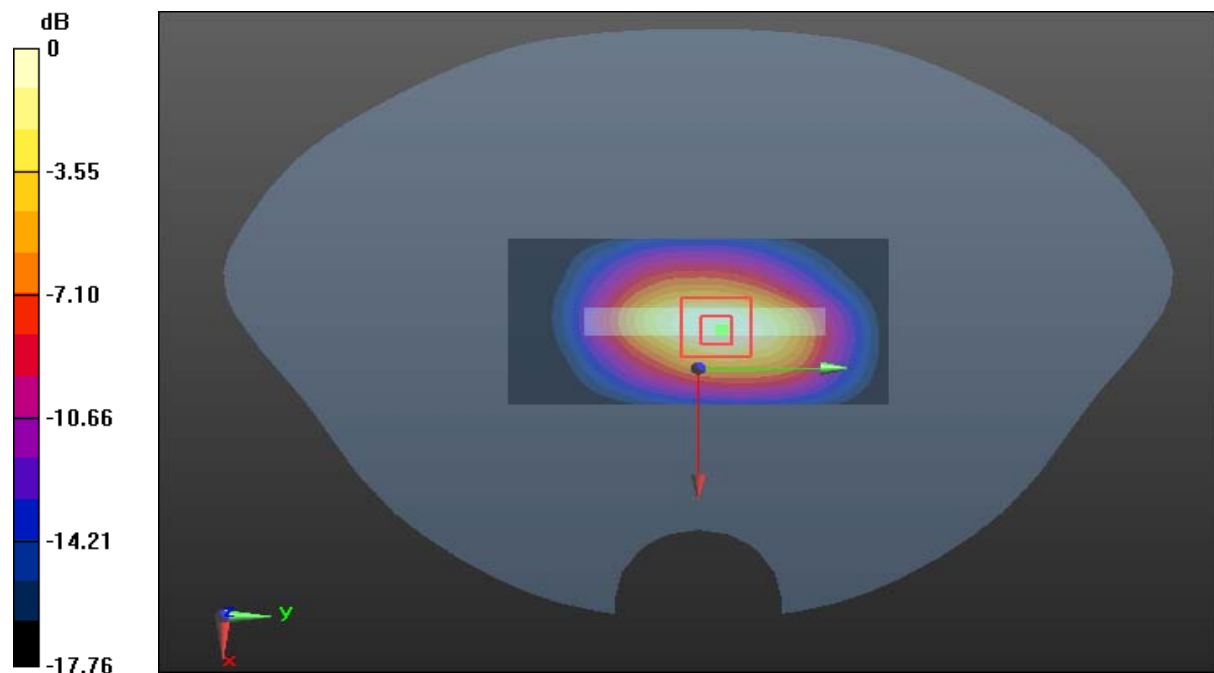
Zoom Scan (5x5x7)/Cube 0: Measurement grid: dx=8mm, dy=8mm, dz=5mm

Reference Value = 25.52 V/m; Power Drift = -0.09 dB

Peak SAR (extrapolated) = 1.52 W/kg

SAR(1 g) = 0.852 W/kg; SAR(10 g) = 0.455 W/kg

Maximum value of SAR (measured) = 1.28 W/kg



0 dB = 1.28 W/kg = 1.07 dBW/kg

Plot 45#: WCDMA Band 5 _Mid _ Head Left Cheek**DUT: Smart Phone; Type: X98pro; Serial: CR22090006-SA-S1**

Communication System: Generic WCDMA; Frequency: 836.6 MHz; Duty Cycle: 1:1

Medium parameters used: $f = 836.6$ MHz; $\sigma = 0.919$ S/m; $\epsilon_r = 41.523$; $\rho = 1000$ kg/m³

Phantom section: Left Section

DASY5 Configuration:

- Probe: EX3DV4 - SN7522; ConvF(9.24, 9.24, 9.24) @ 836.6 MHz; Calibrated: 2022/5/6
- Sensor-Surface: 1.4mm (Mechanical Surface Detection)
- Electronics: DAE4 Sn1325; Calibrated: 2022/8/29
- Phantom: SAM 1; Type: QD000P40CC; Serial: TP:1412
- Measurement SW: DASY52, Version 52.10 (2); SEMCAD X Version 14.6.12 (7470)

Area Scan (71x121x1): Interpolated grid: dx=1.500 mm, dy=1.500 mm

Maximum value of SAR (interpolated) = 0.274 W/kg


Zoom Scan (5x5x7)/Cube 0: Measurement grid: dx=8mm, dy=8mm, dz=5mm

Reference Value = 4.806 V/m; Power Drift = -0.04 dB

Peak SAR (extrapolated) = 0.290 W/kg

SAR(1 g) = 0.216 W/kg; SAR(10 g) = 0.167 W/kg

Maximum value of SAR (measured) = 0.264 W/kg



0 dB = 0.264 W/kg = -5.78 dBW/kg

Plot 46#: WCDMA Band 5 _Mid _ Head Left Tilt**DUT: Smart Phone; Type: X98pro; Serial: CR22090006-SA-S1**

Communication System: Generic WCDMA; Frequency: 836.6 MHz; Duty Cycle: 1:1

Medium parameters used: $f = 836.6$ MHz; $\sigma = 0.919$ S/m; $\epsilon_r = 41.523$; $\rho = 1000$ kg/m³

Phantom section: Left Section

DASY5 Configuration:

- Probe: EX3DV4 - SN7522; ConvF(9.24, 9.24, 9.24) @ 836.6 MHz; Calibrated: 2022/5/6
- Sensor-Surface: 1.4mm (Mechanical Surface Detection)
- Electronics: DAE4 Sn1325; Calibrated: 2022/8/29
- Phantom: SAM 1; Type: QD000P40CC; Serial: TP:1412
- Measurement SW: DASY52, Version 52.10 (2); SEMCAD X Version 14.6.12 (7470)

Area Scan (71x121x1): Interpolated grid: dx=1.500 mm, dy=1.500 mm

Maximum value of SAR (interpolated) = 0.156 W/kg


Zoom Scan (5x5x7)/Cube 0: Measurement grid: dx=8mm, dy=8mm, dz=5mm

Reference Value = 8.248 V/m; Power Drift = 0.19 dB

Peak SAR (extrapolated) = 0.176 W/kg

SAR(1 g) = 0.133 W/kg; SAR(10 g) = 0.102 W/kg

Maximum value of SAR (measured) = 0.161 W/kg



0 dB = 0.161 W/kg = -7.93 dBW/kg

Plot 47#: WCDMA Band 5_Mid_Head Right Cheek**DUT: Smart Phone; Type: X98pro; Serial: CR22090006-SA-S1**

Communication System: Generic WCDMA; Frequency: 836.6 MHz; Duty Cycle: 1:1

Medium parameters used: $f = 836.6$ MHz; $\sigma = 0.919$ S/m; $\epsilon_r = 41.523$; $\rho = 1000$ kg/m³

Phantom section: Right Section

DASY5 Configuration:

- Probe: EX3DV4 - SN7522; ConvF(9.24, 9.24, 9.24) @ 836.6 MHz; Calibrated: 2022/5/6
- Sensor-Surface: 1.4mm (Mechanical Surface Detection)
- Electronics: DAE4 Sn1325; Calibrated: 2022/8/29
- Phantom: SAM 1; Type: QD000P40CC; Serial: TP:1412
- Measurement SW: DASY52, Version 52.10 (2); SEMCAD X Version 14.6.12 (7470)

Area Scan (71x121x1): Interpolated grid: dx=1.500 mm, dy=1.500 mm

Maximum value of SAR (interpolated) = 0.270 W/kg


Zoom Scan (5x5x7)/Cube 0: Measurement grid: dx=8mm, dy=8mm, dz=5mm

Reference Value = 4.745 V/m; Power Drift = 0.18 dB

Peak SAR (extrapolated) = 0.311 W/kg

SAR(1 g) = 0.219 W/kg; SAR(10 g) = 0.162 W/kg

Maximum value of SAR (measured) = 0.276 W/kg



0 dB = 0.276 W/kg = -5.59 dBW/kg

Plot 48#: WCDMA Band 5 _Mid _ Head Right Tilt**DUT: Smart Phone; Type: X98pro; Serial: CR22090006-SA-S1**

Communication System: Generic WCDMA; Frequency: 836.6 MHz; Duty Cycle: 1:1

Medium parameters used: $f = 836.6$ MHz; $\sigma = 0.919$ S/m; $\epsilon_r = 41.523$; $\rho = 1000$ kg/m³

Phantom section: Right Section

DASY5 Configuration:

- Probe: EX3DV4 - SN7522; ConvF(9.24, 9.24, 9.24) @ 836.6 MHz; Calibrated: 2022/5/6
- Sensor-Surface: 1.4mm (Mechanical Surface Detection)
- Electronics: DAE4 Sn1325; Calibrated: 2022/8/29
- Phantom: SAM 1; Type: QD000P40CC; Serial: TP:1412
- Measurement SW: DASY52, Version 52.10 (2); SEMCAD X Version 14.6.12 (7470)

Area Scan (71x121x1): Interpolated grid: dx=1.500 mm, dy=1.500 mm

Maximum value of SAR (interpolated) = 0.270 W/kg


Zoom Scan (5x5x7)/Cube 0: Measurement grid: dx=8mm, dy=8mm, dz=5mm

Reference Value = 4.578 V/m; Power Drift = 0.20 dB

Peak SAR (extrapolated) = 0.317 W/kg

SAR(1 g) = 0.217 W/kg; SAR(10 g) = 0.159 W/kg

Maximum value of SAR (measured) = 0.279 W/kg



0 dB = 0.279 W/kg = -5.54 dBW/kg

Plot 49#: WCDMA Band 5 _Mid _ Body Front**DUT: Smart Phone; Type: X98pro; Serial: CR22090006-SA-S1**

Communication System: Generic WCDMA; Frequency: 836.6 MHz; Duty Cycle: 1:1

Medium parameters used: $f = 836.6$ MHz; $\sigma = 0.919$ S/m; $\epsilon_r = 41.523$; $\rho = 1000$ kg/m³

Phantom section: Flat Section

DASY5 Configuration:

- Probe: EX3DV4 - SN7522; ConvF(9.24, 9.24, 9.24) @ 836.6 MHz; Calibrated: 2022/5/6
- Sensor-Surface: 1.4mm (Mechanical Surface Detection)
- Electronics: DAE4 Sn1325; Calibrated: 2022/8/29
- Phantom: SAM 1; Type: QD000P40CC; Serial: TP:1412
- Measurement SW: DASY52, Version 52.10 (2); SEMCAD X Version 14.6.12 (7470)

Area Scan (71x131x1): Interpolated grid: dx=1.500 mm, dy=1.500 mm

Maximum value of SAR (interpolated) = 0.241 W/kg

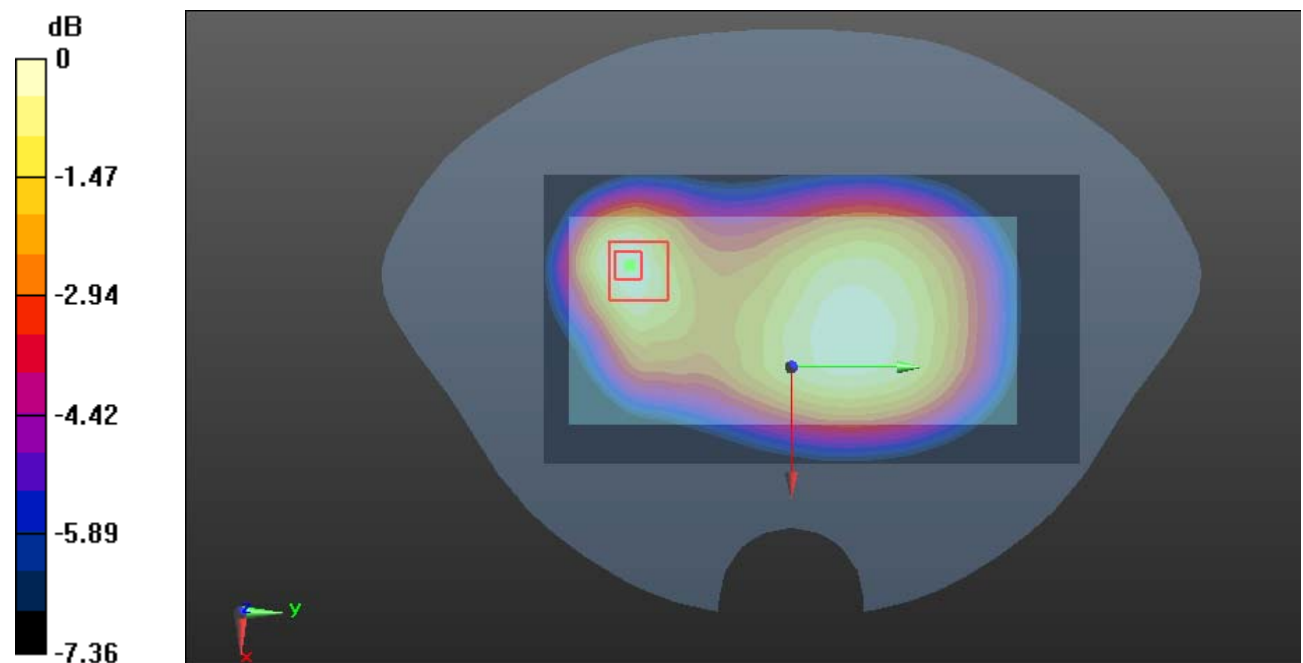
Zoom Scan (5x5x7)/Cube 0: Measurement grid: dx=8mm, dy=8mm, dz=5mm

Reference Value = 13.43 V/m; Power Drift = -0.13 dB

Peak SAR (extrapolated) = 0.282 W/kg

SAR(1 g) = 0.166 W/kg; SAR(10 g) = 0.104 W/kg

Maximum value of SAR (measured) = 0.237 W/kg



0 dB = 0.237 W/kg = -6.25 dBW/kg

Plot 50#: WCDMA Band 5_Mid_Body Back**DUT: Smart Phone; Type: X98pro; Serial: CR22090006-SA-S1**

Communication System: Generic WCDMA; Frequency: 836.6 MHz; Duty Cycle: 1:1

Medium parameters used: $f = 836.6$ MHz; $\sigma = 0.919$ S/m; $\epsilon_r = 41.523$; $\rho = 1000$ kg/m³

Phantom section: Flat Section

DASY5 Configuration:

- Probe: EX3DV4 - SN7522; ConvF(9.24, 9.24, 9.24) @ 836.6 MHz; Calibrated: 2022/5/6
- Sensor-Surface: 1.4mm (Mechanical Surface Detection)
- Electronics: DAE4 Sn1325; Calibrated: 2022/8/29
- Phantom: SAM 1; Type: QD000P40CC; Serial: TP:1412
- Measurement SW: DASY52, Version 52.10 (2); SEMCAD X Version 14.6.12 (7470)

Area Scan (71x131x1): Interpolated grid: dx=1.500 mm, dy=1.500 mm

Maximum value of SAR (interpolated) = 0.477 W/kg

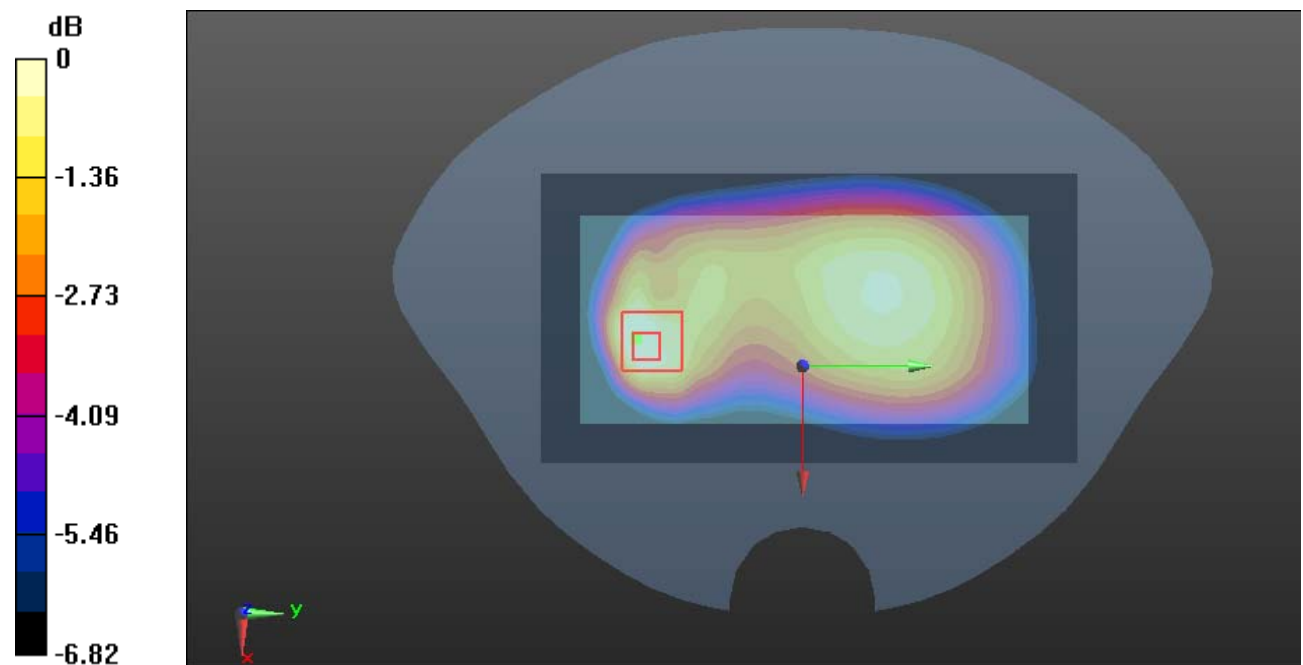
Zoom Scan (5x5x7)/Cube 0: Measurement grid: dx=8mm, dy=8mm, dz=5mm

Reference Value = 16.12 V/m; Power Drift = 0.04 dB

Peak SAR (extrapolated) = 0.524 W/kg

SAR(1 g) = 0.273 W/kg; SAR(10 g) = 0.162 W/kg

Maximum value of SAR (measured) = 0.413 W/kg



0 dB = 0.413 W/kg = -3.84 dBW/kg

Plot 51#: WCDMA Band 5 _Mid _ Body Left**DUT: Smart Phone; Type: X98pro; Serial: CR22090006-SA-S1**

Communication System: Generic WCDMA; Frequency: 836.6 MHz; Duty Cycle: 1:1

Medium parameters used: $f = 836.6$ MHz; $\sigma = 0.919$ S/m; $\epsilon_r = 41.523$; $\rho = 1000$ kg/m³

Phantom section: Flat Section

DASY5 Configuration:

- Probe: EX3DV4 - SN7522; ConvF(9.24, 9.24, 9.24) @ 836.6 MHz; Calibrated: 2022/5/6
- Sensor-Surface: 1.4mm (Mechanical Surface Detection)
- Electronics: DAE4 Sn1325; Calibrated: 2022/8/29
- Phantom: SAM 1; Type: QD000P40CC; Serial: TP:1412
- Measurement SW: DASY52, Version 52.10 (2); SEMCAD X Version 14.6.12 (7470)

Area Scan (41x121x1): Interpolated grid: dx=1.500 mm, dy=1.500 mm

Maximum value of SAR (interpolated) = 0.211 W/kg

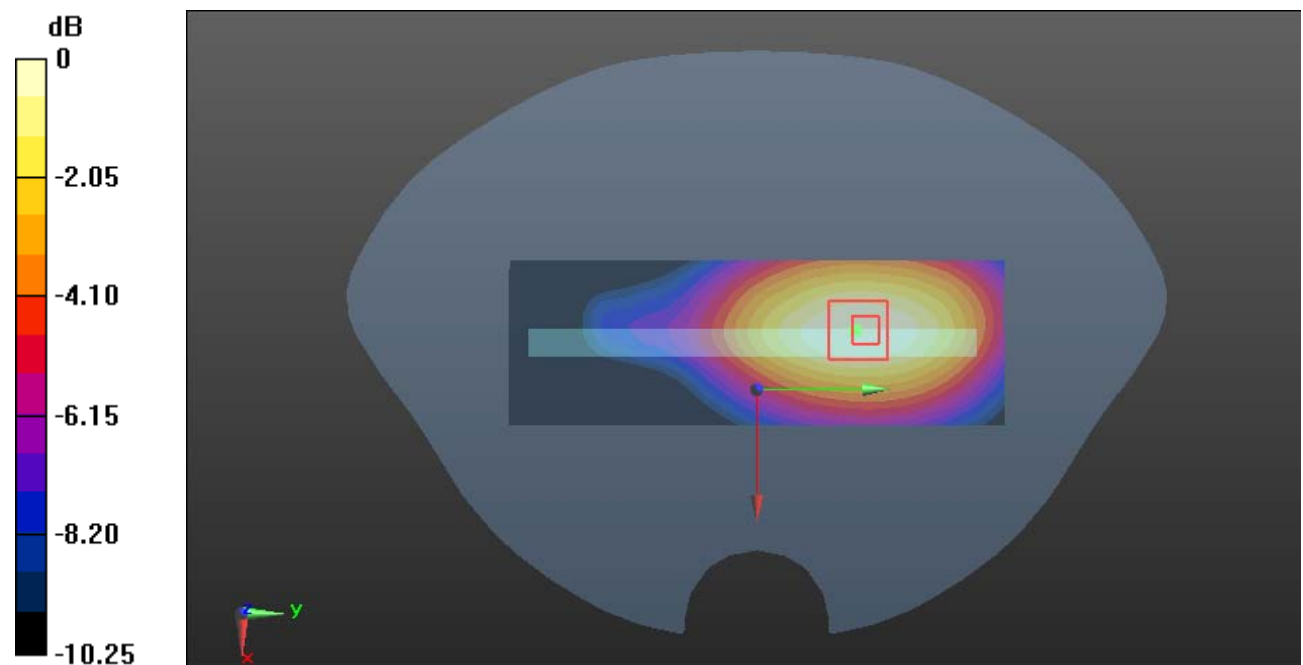
Zoom Scan (5x5x7)/Cube 0: Measurement grid: dx=8mm, dy=8mm, dz=5mm

Reference Value = 10.10 V/m; Power Drift = -0.20 dB

Peak SAR (extrapolated) = 0.237 W/kg

SAR(1 g) = 0.151 W/kg; SAR(10 g) = 0.103 W/kg

Maximum value of SAR (measured) = 0.206 W/kg



0 dB = 0.206 W/kg = -6.86 dBW/kg

Plot 52#: WCDMA Band 5 _Mid _ Body Right**DUT: Smart Phone; Type: X98pro; Serial: CR22090006-SA-S1**

Communication System: Generic WCDMA; Frequency: 836.6 MHz; Duty Cycle: 1:1

Medium parameters used: $f = 836.6$ MHz; $\sigma = 0.919$ S/m; $\epsilon_r = 41.523$; $\rho = 1000$ kg/m³

Phantom section: Flat Section

DASY5 Configuration:

- Probe: EX3DV4 - SN7522; ConvF(9.24, 9.24, 9.24) @ 836.6 MHz; Calibrated: 2022/5/6
- Sensor-Surface: 1.4mm (Mechanical Surface Detection)
- Electronics: DAE4 Sn1325; Calibrated: 2022/8/29
- Phantom: SAM 1; Type: QD000P40CC; Serial: TP:1412
- Measurement SW: DASY52, Version 52.10 (2); SEMCAD X Version 14.6.12 (7470)

Area Scan (41x121x1): Interpolated grid: dx=1.500 mm, dy=1.500 mm

Maximum value of SAR (interpolated) = 0.275 W/kg

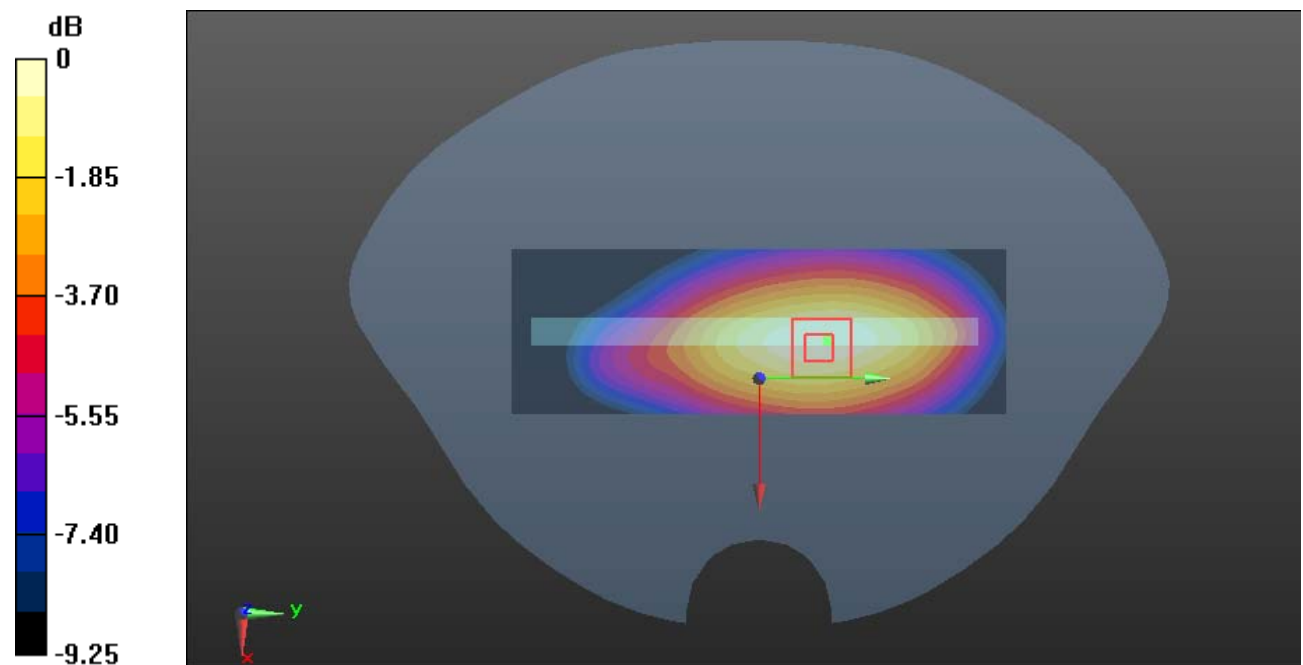
Zoom Scan (5x5x7)/Cube 0: Measurement grid: dx=8mm, dy=8mm, dz=5mm

Reference Value = 13.13 V/m; Power Drift = 0.11 dB

Peak SAR (extrapolated) = 0.321 W/kg

SAR(1 g) = 0.210 W/kg; SAR(10 g) = 0.142 W/kg

Maximum value of SAR (measured) = 0.276 W/kg



0 dB = 0.276 W/kg = -5.59 dBW/kg

Plot 53#: WCDMA Band 5 _Mid _ Body Bottom**DUT: Smart Phone; Type: X98pro; Serial: CR22090006-SA-S1**

Communication System: Generic WCDMA; Frequency: 836.6 MHz; Duty Cycle: 1:1

Medium parameters used: $f = 836.6$ MHz; $\sigma = 0.919$ S/m; $\epsilon_r = 41.523$; $\rho = 1000$ kg/m³

Phantom section: Flat Section

DASY5 Configuration:

- Probe: EX3DV4 - SN7522; ConvF(9.24, 9.24, 9.24) @ 836.6 MHz; Calibrated: 2022/5/6
- Sensor-Surface: 1.4mm (Mechanical Surface Detection)
- Electronics: DAE4 Sn1325; Calibrated: 2022/8/29
- Phantom: SAM 1; Type: QD000P40CC; Serial: TP:1412
- Measurement SW: DASY52, Version 52.10 (2); SEMCAD X Version 14.6.12 (7470)

Area Scan (41x81x1): Interpolated grid: dx=1.500 mm, dy=1.500 mm

Maximum value of SAR (interpolated) = 0.0649 W/kg

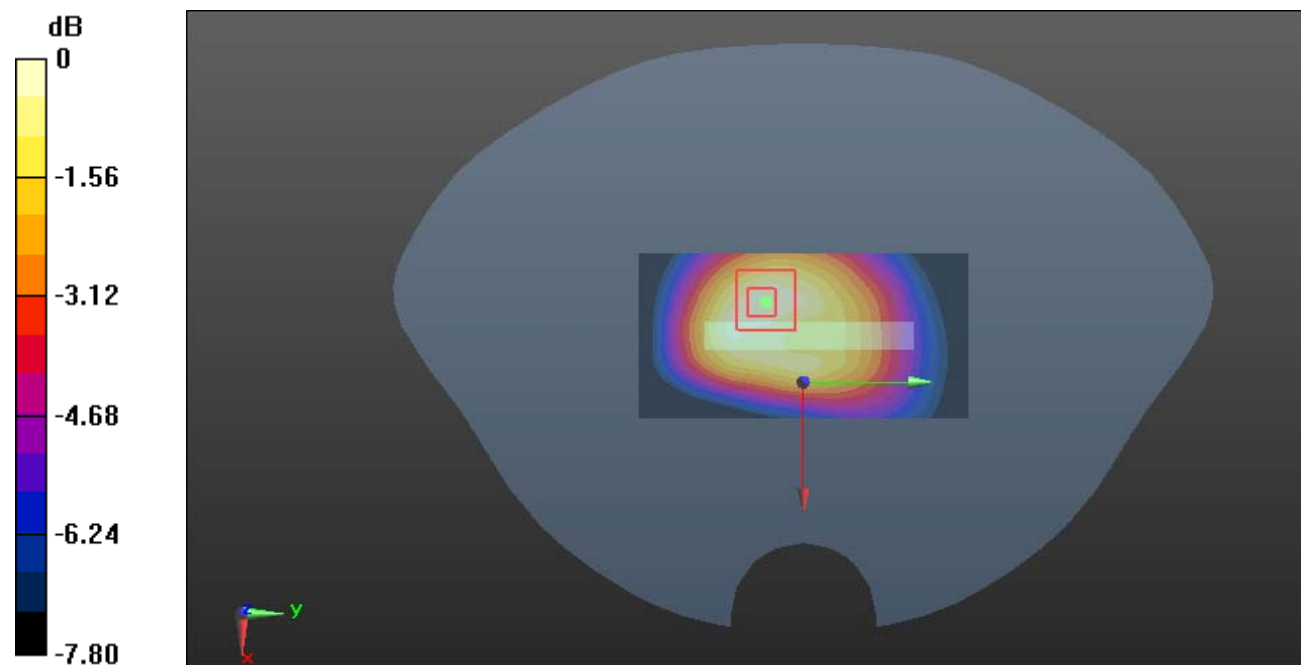
Zoom Scan (5x5x7)/Cube 0: Measurement grid: dx=8mm, dy=8mm, dz=5mm

Reference Value = 6.567 V/m; Power Drift = -0.18 dB

Peak SAR (extrapolated) = 0.0780 W/kg

SAR(1 g) = 0.046 W/kg; SAR(10 g) = 0.029 W/kg

Maximum value of SAR (measured) = 0.0653 W/kg



0 dB = 0.0653 W/kg = -11.85 dBW/kg

Plot 54#: LTE Band 2 1RB Mid _Head Left Cheek**DUT: Smart Phone; Type: X98pro; Serial: CR22090006-SA-S1**

Communication System: FDD-LTE; Frequency: 1880 MHz; Duty Cycle: 1:1

Medium parameters used: $f = 1880$ MHz; $\sigma = 1.395$ S/m; $\epsilon_r = 39.946$; $\rho = 1000$ kg/m³

Phantom section: Left Section

DASY5 Configuration:

- Probe: EX3DV4 - SN7522; ConvF(7.79, 7.79, 7.79) @ 1880 MHz; Calibrated: 2022/5/6
- Sensor-Surface: 1.4mm (Mechanical Surface Detection)
- Electronics: DAE4 Sn1325; Calibrated: 2022/8/29
- Phantom: SAM 1; Type: QD000P40CC; Serial: TP:1412
- Measurement SW: DASY52, Version 52.10 (2); SEMCAD X Version 14.6.12 (7470)

Area Scan (61x121x1): Interpolated grid: dx=1.500 mm, dy=1.500 mm

Maximum value of SAR (interpolated) = 0.239 W/kg

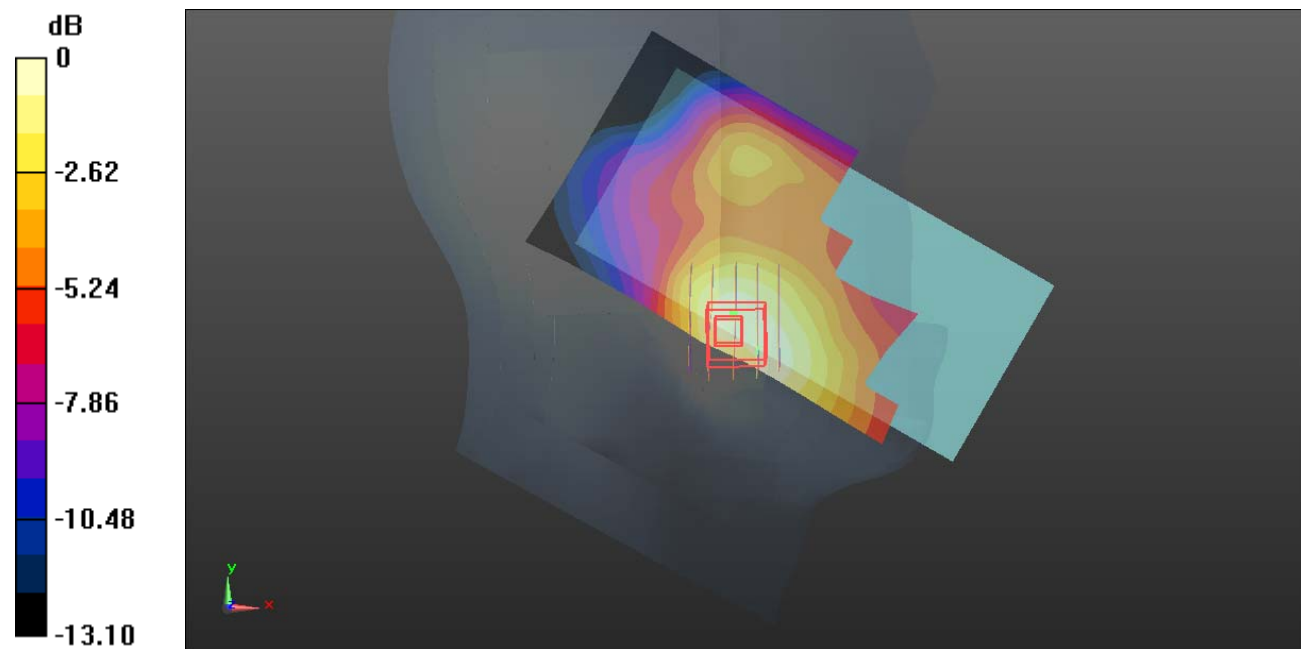
Zoom Scan (5x6x7)/Cube 0: Measurement grid: dx=8mm, dy=8mm, dz=5mm

Reference Value = 4.331 V/m; Power Drift = 0.02 dB

Peak SAR (extrapolated) = 0.289 W/kg

SAR(1 g) = 0.185 W/kg; SAR(10 g) = 0.124 W/kg

Maximum value of SAR (measured) = 0.255 W/kg



0 dB = 0.255 W/kg = -5.93 dBW/kg

Plot 55#: LTE Band 2 50%RB Mid _Head Left Cheek**DUT: Smart Phone; Type: X98pro; Serial: CR22090006-SA-S1**

Communication System: FDD-LTE; Frequency: 1880 MHz; Duty Cycle: 1:1

Medium parameters used: $f = 1880$ MHz; $\sigma = 1.395$ S/m; $\epsilon_r = 39.946$; $\rho = 1000$ kg/m³

Phantom section: Left Section

DASY5 Configuration:

- Probe: EX3DV4 - SN7522; ConvF(7.79, 7.79, 7.79) @ 1880 MHz; Calibrated: 2022/5/6
- Sensor-Surface: 1.4mm (Mechanical Surface Detection)
- Electronics: DAE4 Sn1325; Calibrated: 2022/8/29
- Phantom: SAM 1; Type: QD000P40CC; Serial: TP:1412
- Measurement SW: DASY52, Version 52.10 (2); SEMCAD X Version 14.6.12 (7470)

Area Scan (61x121x1): Interpolated grid: dx=1.500 mm, dy=1.500 mm

Maximum value of SAR (interpolated) = 0.211 W/kg

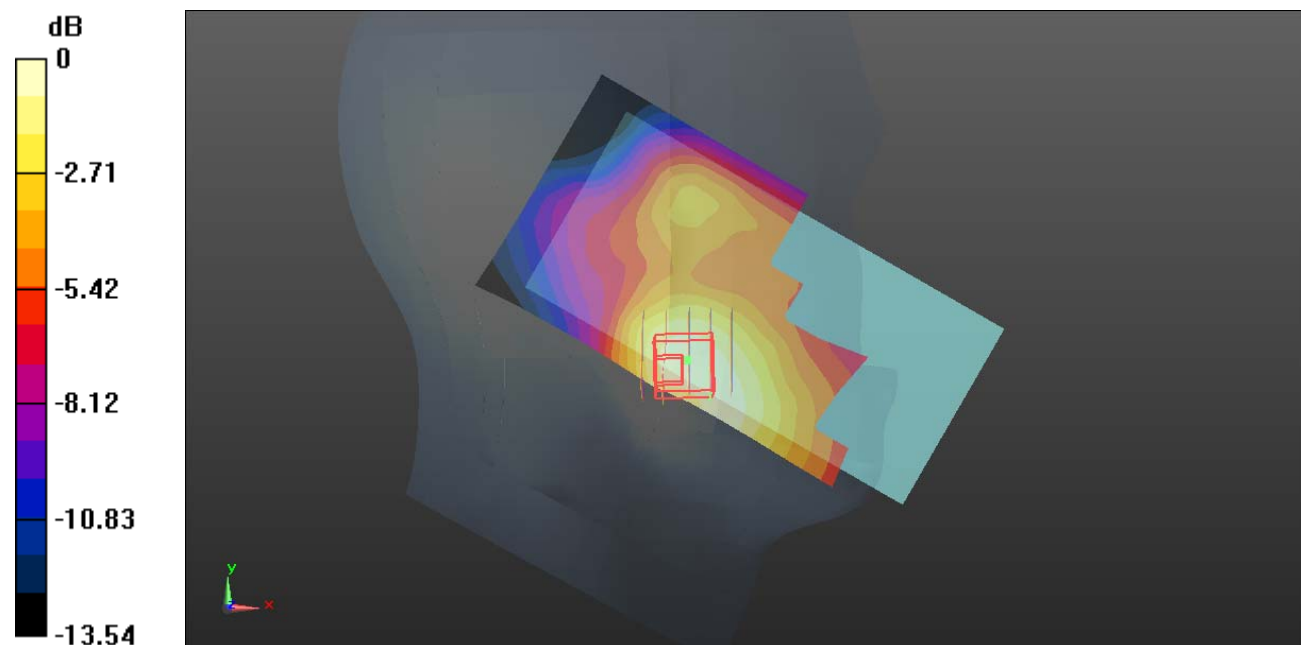
Zoom Scan (5x5x7)/Cube 0: Measurement grid: dx=8mm, dy=8mm, dz=5mm

Reference Value = 4.277 V/m; Power Drift = 0.19 dB

Peak SAR (extrapolated) = 0.265 W/kg

SAR(1 g) = 0.162 W/kg; SAR(10 g) = 0.107 W/kg

Maximum value of SAR (measured) = 0.222 W/kg



0 dB = 0.222 W/kg = -6.54 dBW/kg

Plot 56#: LTE Band 2 1RB Mid_Head Left Tilt**DUT: Smart Phone; Type: X98pro; Serial: CR22090006-SA-S1**

Communication System: FDD-LTE; Frequency: 1880 MHz; Duty Cycle: 1:1

Medium parameters used: $f = 1880$ MHz; $\sigma = 1.395$ S/m; $\epsilon_r = 39.946$; $\rho = 1000$ kg/m³

Phantom section: Left Section

DASY5 Configuration:

- Probe: EX3DV4 - SN7522; ConvF(7.79, 7.79, 7.79) @ 1880 MHz; Calibrated: 2022/5/6
- Sensor-Surface: 1.4mm (Mechanical Surface Detection)
- Electronics: DAE4 Sn1325; Calibrated: 2022/8/29
- Phantom: SAM 1; Type: QD000P40CC; Serial: TP:1412
- Measurement SW: DASY52, Version 52.10 (2); SEMCAD X Version 14.6.12 (7470)

Area Scan (61x121x1): Interpolated grid: dx=1.500 mm, dy=1.500 mm

Maximum value of SAR (interpolated) = 0.132 W/kg

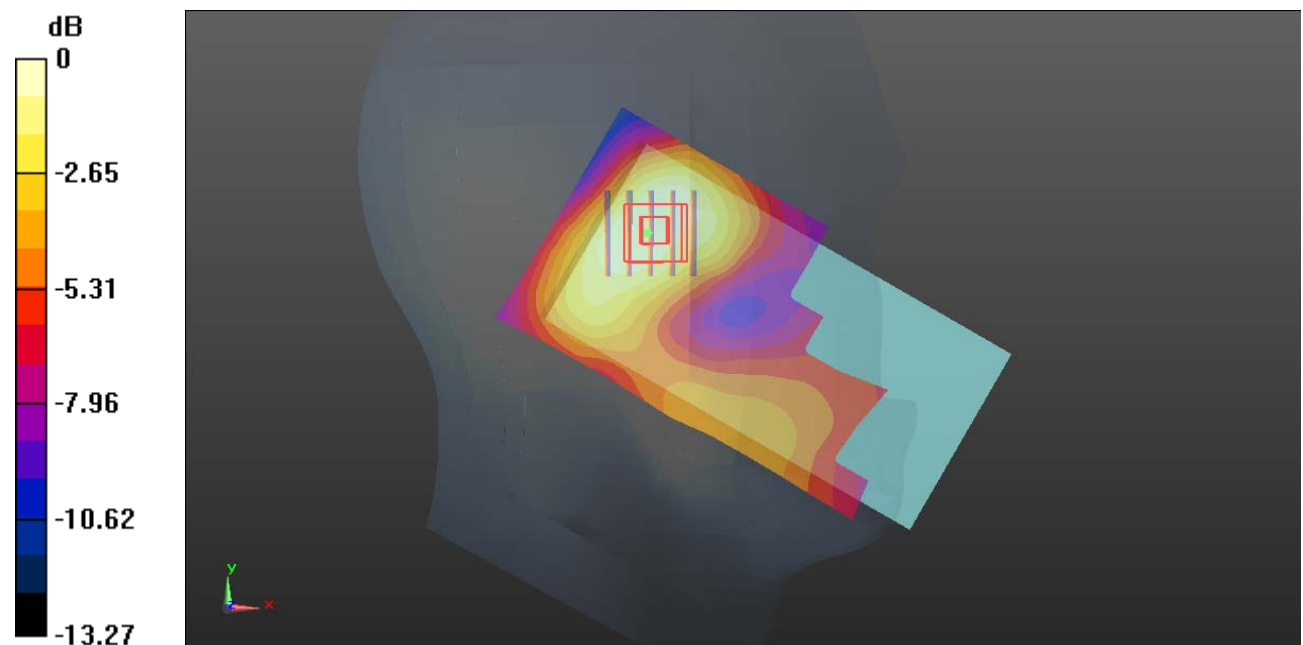
Zoom Scan (5x5x7)/Cube 0: Measurement grid: dx=8mm, dy=8mm, dz=5mm

Reference Value = 6.596 V/m; Power Drift = 0.08 dB

Peak SAR (extrapolated) = 0.145 W/kg

SAR(1 g) = 0.098 W/kg; SAR(10 g) = 0.063 W/kg

Maximum value of SAR (measured) = 0.126 W/kg



0 dB = 0.126 W/kg = -9.00 dBW/kg

Plot 57#: LTE Band 2 50%RB Mid_Head Left Tilt**DUT: Smart Phone; Type: X98pro; Serial: CR22090006-SA-S1**

Communication System: FDD-LTE; Frequency: 1880 MHz; Duty Cycle: 1:1

Medium parameters used: $f = 1880$ MHz; $\sigma = 1.395$ S/m; $\epsilon_r = 39.946$; $\rho = 1000$ kg/m³

Phantom section: Left Section

DASY5 Configuration:

- Probe: EX3DV4 - SN7522; ConvF(7.79, 7.79, 7.79) @ 1880 MHz; Calibrated: 2022/5/6
- Sensor-Surface: 1.4mm (Mechanical Surface Detection)
- Electronics: DAE4 Sn1325; Calibrated: 2022/8/29
- Phantom: SAM 1; Type: QD000P40CC; Serial: TP:1412
- Measurement SW: DASY52, Version 52.10 (2); SEMCAD X Version 14.6.12 (7470)

Area Scan (61x121x1): Interpolated grid: dx=1.500 mm, dy=1.500 mm

Maximum value of SAR (interpolated) = 0.120 W/kg

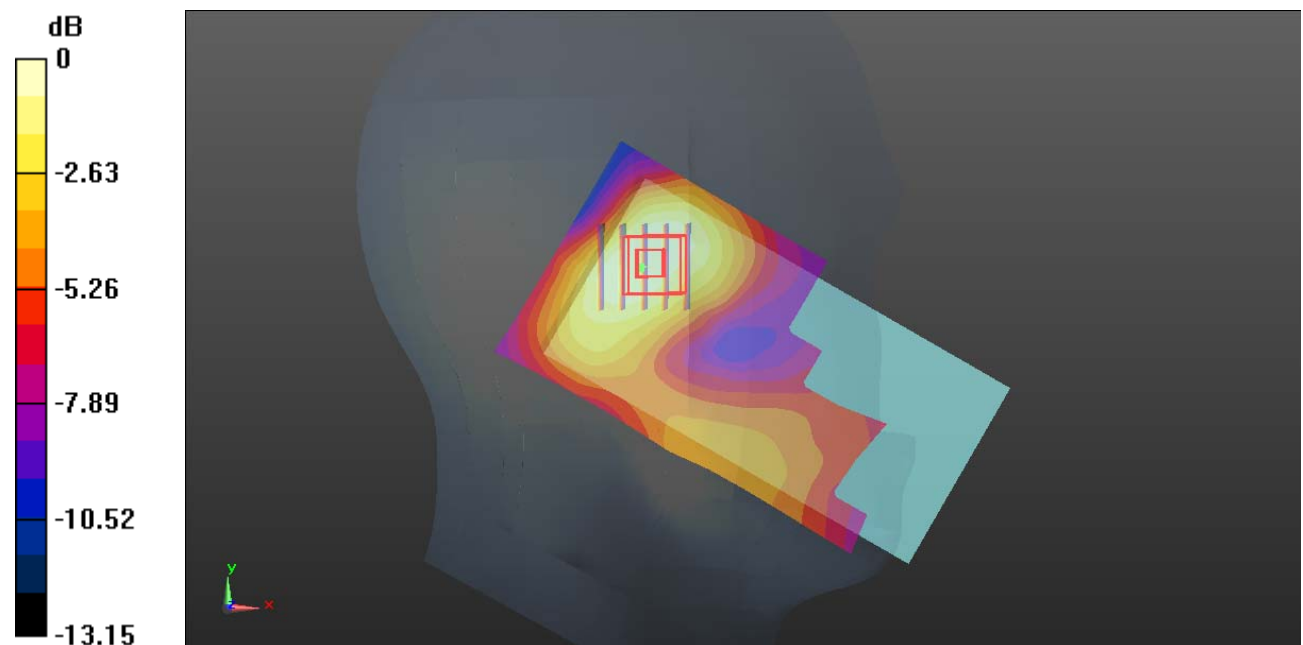
Zoom Scan (5x5x7)/Cube 0: Measurement grid: dx=8mm, dy=8mm, dz=5mm

Reference Value = 6.422 V/m; Power Drift = 0.13 dB

Peak SAR (extrapolated) = 0.128 W/kg

SAR(1 g) = 0.087 W/kg; SAR(10 g) = 0.056 W/kg

Maximum value of SAR (measured) = 0.114 W/kg



0 dB = 0.114 W/kg = -9.43 dBW/kg

Plot 58#: LTE Band 2 1RB Mid _Head Right Cheek**DUT: Smart Phone; Type: X98pro; Serial: CR22090006-SA-S1**

Communication System: FDD-LTE; Frequency: 1880 MHz; Duty Cycle: 1:1

Medium parameters used: $f = 1880$ MHz; $\sigma = 1.395$ S/m; $\epsilon_r = 39.946$; $\rho = 1000$ kg/m³

Phantom section: Right Section

DASY5 Configuration:

- Probe: EX3DV4 - SN7522; ConvF(7.79, 7.79, 7.79) @ 1880 MHz; Calibrated: 2022/5/6
- Sensor-Surface: 1.4mm (Mechanical Surface Detection)
- Electronics: DAE4 Sn1325; Calibrated: 2022/8/29
- Phantom: SAM 1; Type: QD000P40CC; Serial: TP:1412
- Measurement SW: DASY52, Version 52.10 (2); SEMCAD X Version 14.6.12 (7470)

Area Scan (61x121x1): Interpolated grid: dx=1.500 mm, dy=1.500 mm

Maximum value of SAR (interpolated) = 0.141 W/kg

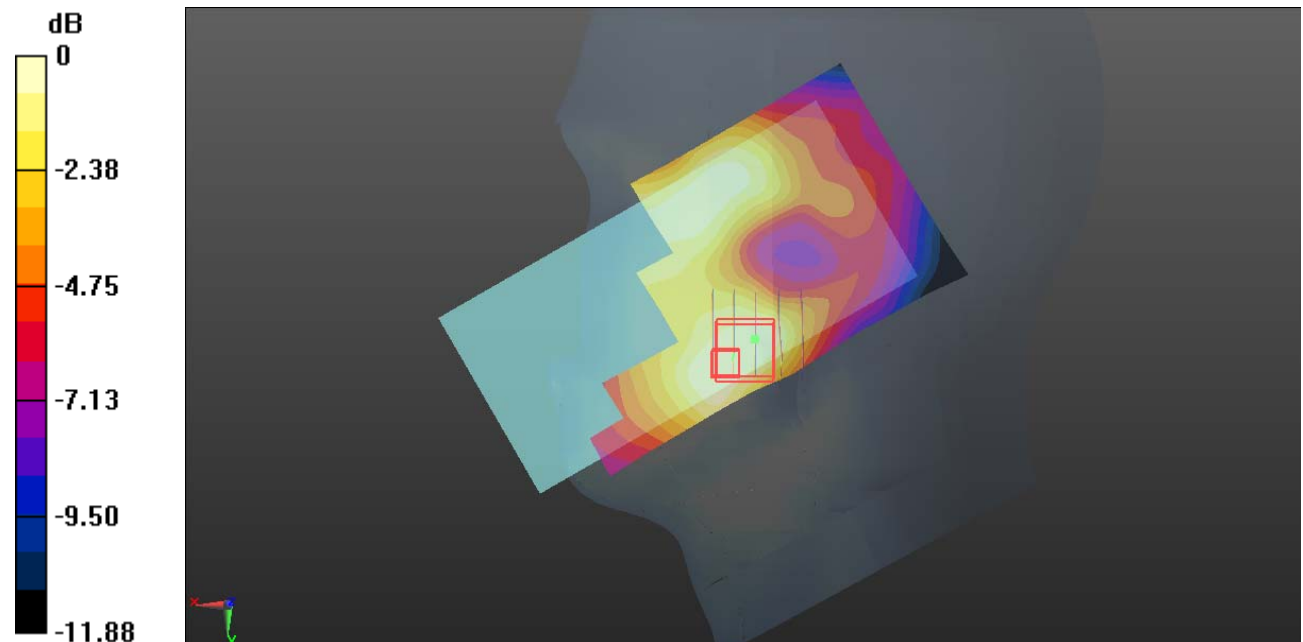
Zoom Scan (5x5x7)/Cube 0: Measurement grid: dx=8mm, dy=8mm, dz=5mm

Reference Value = 4.832 V/m; Power Drift = 0.12 dB

Peak SAR (extrapolated) = 0.153 W/kg

SAR(1 g) = 0.100 W/kg; SAR(10 g) = 0.064 W/kg

Maximum value of SAR (measured) = 0.129 W/kg



0 dB = 0.129 W/kg = -8.89 dBW/kg

Plot 59#: LTE Band 2 50%RB Mid _Head Right Cheek**DUT: Smart Phone; Type: X98pro; Serial: CR22090006-SA-S1**

Communication System: FDD-LTE; Frequency: 1880 MHz; Duty Cycle: 1:1

Medium parameters used: $f = 1880$ MHz; $\sigma = 1.395$ S/m; $\epsilon_r = 39.946$; $\rho = 1000$ kg/m³

Phantom section: Right Section

DASY5 Configuration:

- Probe: EX3DV4 - SN7522; ConvF(7.79, 7.79, 7.79) @ 1880 MHz; Calibrated: 2022/5/6
- Sensor-Surface: 1.4mm (Mechanical Surface Detection)
- Electronics: DAE4 Sn1325; Calibrated: 2022/8/29
- Phantom: SAM 1; Type: QD000P40CC; Serial: TP:1412
- Measurement SW: DASY52, Version 52.10 (2); SEMCAD X Version 14.6.12 (7470)

Area Scan (61x121x1): Interpolated grid: dx=1.500 mm, dy=1.500 mm

Maximum value of SAR (interpolated) = 0.126 W/kg

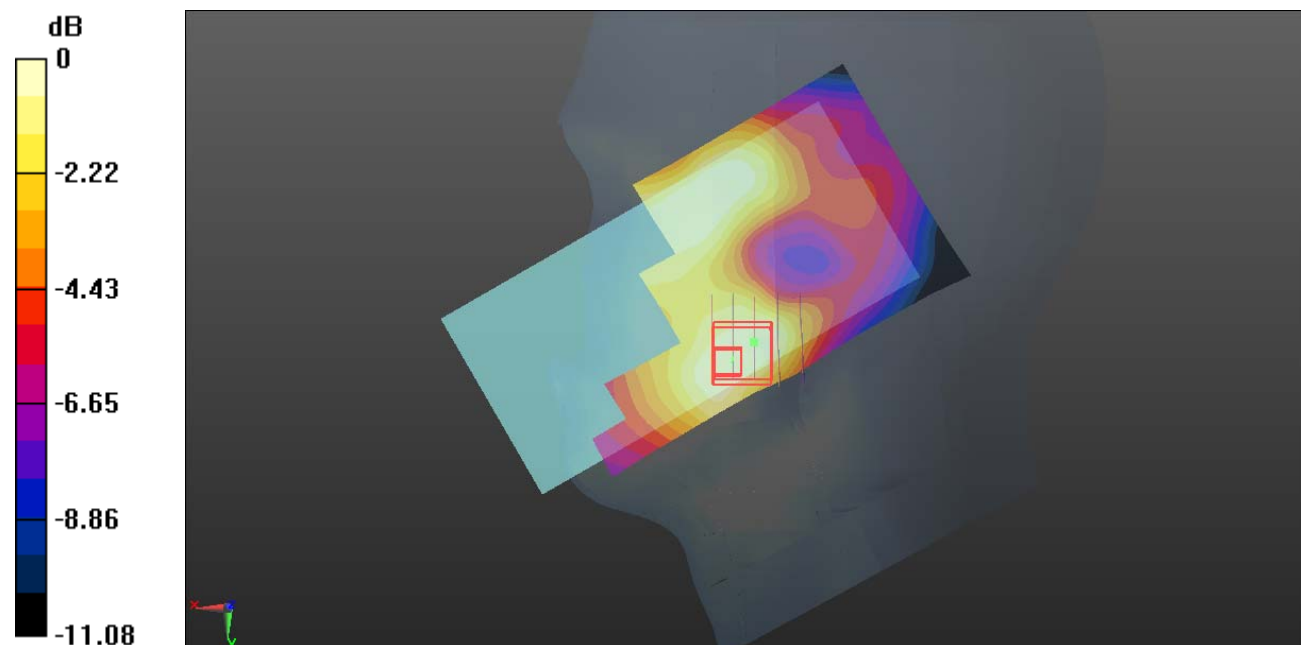
Zoom Scan (5x5x7)/Cube 0: Measurement grid: dx=8mm, dy=8mm, dz=5mm

Reference Value = 4.616 V/m; Power Drift = 0.13 dB

Peak SAR (extrapolated) = 0.132 W/kg

SAR(1 g) = 0.087 W/kg; SAR(10 g) = 0.057 W/kg

Maximum value of SAR (measured) = 0.115 W/kg



0 dB = 0.115 W/kg = -9.39 dBW/kg

Plot 60#: LTE Band 2 1RB_Mid_Head Right Tilt**DUT: Smart Phone; Type: X98pro; Serial: CR22090006-SA-S1**

Communication System:Generic FDD-LTE; Frequency: 1880 MHz;Duty Cycle: 1:1

Medium parameters used: $f = 1880$ MHz; $\sigma = 1.395$ S/m; $\epsilon_r = 39.946$; $\rho = 1000$ kg/m³

Phantom section: Right Section

DASY5 Configuration:

- Probe: EX3DV4 - SN7522; ConvF(7.79, 7.79, 7.79) @ 1880 MHz; Calibrated: 2022/5/6
- Sensor-Surface: 1.4mm (Mechanical Surface Detection)
- Electronics: DAE4 Sn1325; Calibrated: 2022/8/29
- Phantom: SAM 1; Type: QD000P40CC; Serial: TP:1412
- Measurement SW: DASY52, Version 52.10 (2); SEMCAD X Version 14.6.12 (7470)

Area Scan (61x121x1): Interpolated grid: dx=1.500 mm, dy=1.500 mm

Maximum value of SAR (interpolated) = 0.131 W/kg


Zoom Scan (5x5x7)/Cube 0: Measurement grid: dx=8mm, dy=8mm, dz=5mm

Reference Value = 7.045 V/m; Power Drift = 0.15 dB

Peak SAR (extrapolated) = 0.140 W/kg

SAR(1 g) = 0.092 W/kg; SAR(10 g) = 0.060 W/kg

Maximum value of SAR (measured) = 0.121 W/kg



0 dB = 0.121 W/kg = -9.17 dBW/kg

Plot 61#: LTE Band 2 50%RB_Mid_Head Right Tilt**DUT: Smart Phone; Type: X98pro; Serial: CR22090006-SA-S1**

Communication System:Generic FDD-LTE; Frequency: 1880 MHz;Duty Cycle: 1:1

Medium parameters used: $f = 1880$ MHz; $\sigma = 1.395$ S/m; $\epsilon_r = 39.946$; $\rho = 1000$ kg/m³

Phantom section: Right Section

DASY5 Configuration:

- Probe: EX3DV4 - SN7522; ConvF(7.79, 7.79, 7.79) @ 1880 MHz; Calibrated: 2022/5/6
- Sensor-Surface: 1.4mm (Mechanical Surface Detection)
- Electronics: DAE4 Sn1325; Calibrated: 2022/8/29
- Phantom: SAM 1; Type: QD000P40CC; Serial: TP:1412
- Measurement SW: DASY52, Version 52.10 (2); SEMCAD X Version 14.6.12 (7470)

Area Scan (61x121x1): Interpolated grid: dx=1.500 mm, dy=1.500 mm

Maximum value of SAR (interpolated) = 0.116 W/kg


Zoom Scan (5x5x7)/Cube 0: Measurement grid: dx=8mm, dy=8mm, dz=5mm

Reference Value = 6.862 V/m; Power Drift = -0.09 dB

Peak SAR (extrapolated) = 0.125 W/kg

SAR(1 g) = 0.080 W/kg; SAR(10 g) = 0.052 W/kg

Maximum value of SAR (measured) = 0.107 W/kg



0 dB = 0.107 W/kg = -9.71 dBW/kg

Plot 62#: LTE Band 2 1RB_Mid_Body Front**DUT: Smart Phone; Type: X98pro; Serial: CR22090006-SA-S1**

Communication System:Generic FDD-LTE; Frequency: 1880 MHz;Duty Cycle: 1:1

Medium parameters used: $f = 1880$ MHz; $\sigma = 1.395$ S/m; $\epsilon_r = 39.946$; $\rho = 1000$ kg/m³

Phantom section: Flat Section

DASY5 Configuration:

- Probe: EX3DV4 - SN7522; ConvF(7.79, 7.79, 7.79) @ 1880 MHz; Calibrated: 2022/5/6
- Sensor-Surface: 1.4mm (Mechanical Surface Detection)
- Electronics: DAE4 Sn1325; Calibrated: 2022/8/29
- Phantom: SAM 1; Type: QD000P40CC; Serial: TP:1412
- Measurement SW: DASY52, Version 52.10 (2); SEMCAD X Version 14.6.12 (7470)

Area Scan (71x141x1): Interpolated grid: dx=1.500 mm, dy=1.500 mm

Maximum value of SAR (interpolated) = 0.643 W/kg

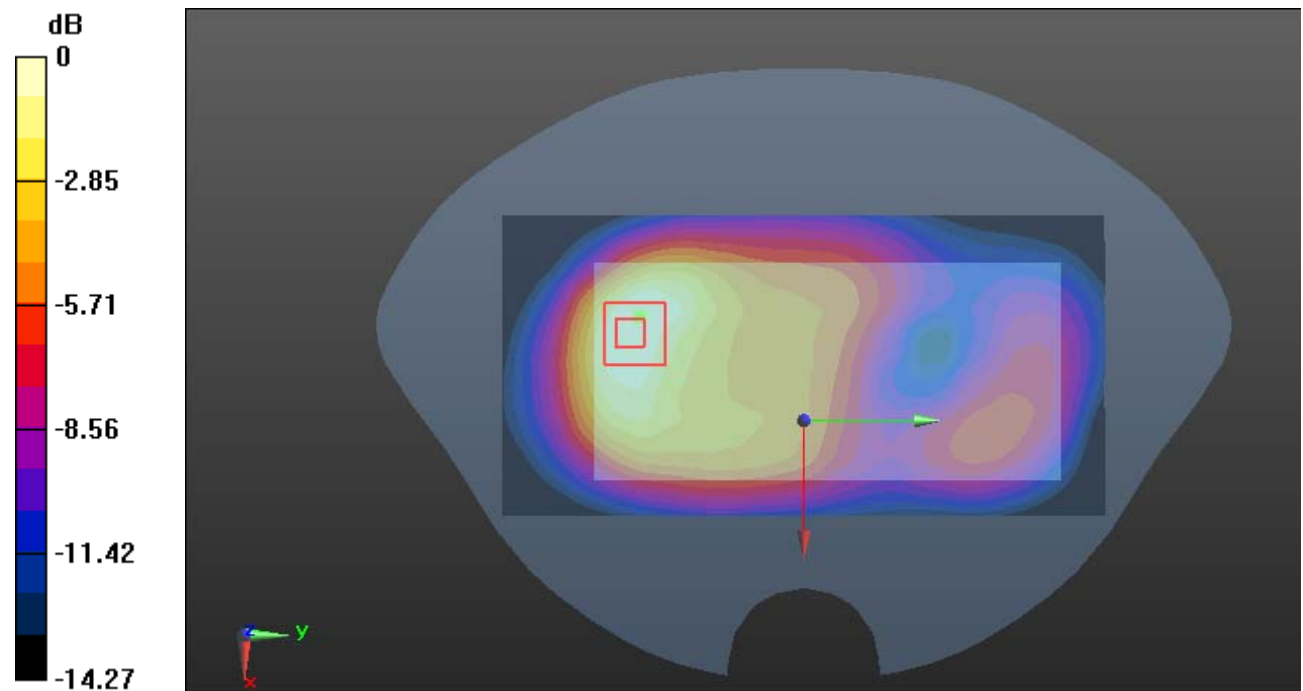
Zoom Scan (5x5x7)/Cube 0: Measurement grid: dx=8mm, dy=8mm, dz=5mm

Reference Value = 10.75 V/m; Power Drift = -0.02 dB

Peak SAR (extrapolated) = 0.722 W/kg

SAR(1 g) = 0.408 W/kg; SAR(10 g) = 0.238 W/kg

Maximum value of SAR (measured) = 0.579 W/kg



0 dB = 0.579 W/kg = -2.37 dBW/kg

Plot 63#: LTE Band 2 50%RB_Mid_Body Front**DUT: Smart Phone; Type: X98pro; Serial: CR22090006-SA-S1**

Communication System:Generic FDD-LTE; Frequency: 1880 MHz;Duty Cycle: 1:1

Medium parameters used: $f = 1880$ MHz; $\sigma = 1.395$ S/m; $\epsilon_r = 39.946$; $\rho = 1000$ kg/m³

Phantom section: Flat Section

DASY5 Configuration:

- Probe: EX3DV4 - SN7522; ConvF(7.79, 7.79, 7.79) @ 1880 MHz; Calibrated: 2022/5/6
- Sensor-Surface: 1.4mm (Mechanical Surface Detection)
- Electronics: DAE4 Sn1325; Calibrated: 2022/8/29
- Phantom: SAM 1; Type: QD000P40CC; Serial: TP:1412
- Measurement SW: DASY52, Version 52.10 (2); SEMCAD X Version 14.6.12 (7470)

Area Scan (71x141x1): Interpolated grid: dx=1.500 mm, dy=1.500 mm

Maximum value of SAR (interpolated) = 0.564 W/kg

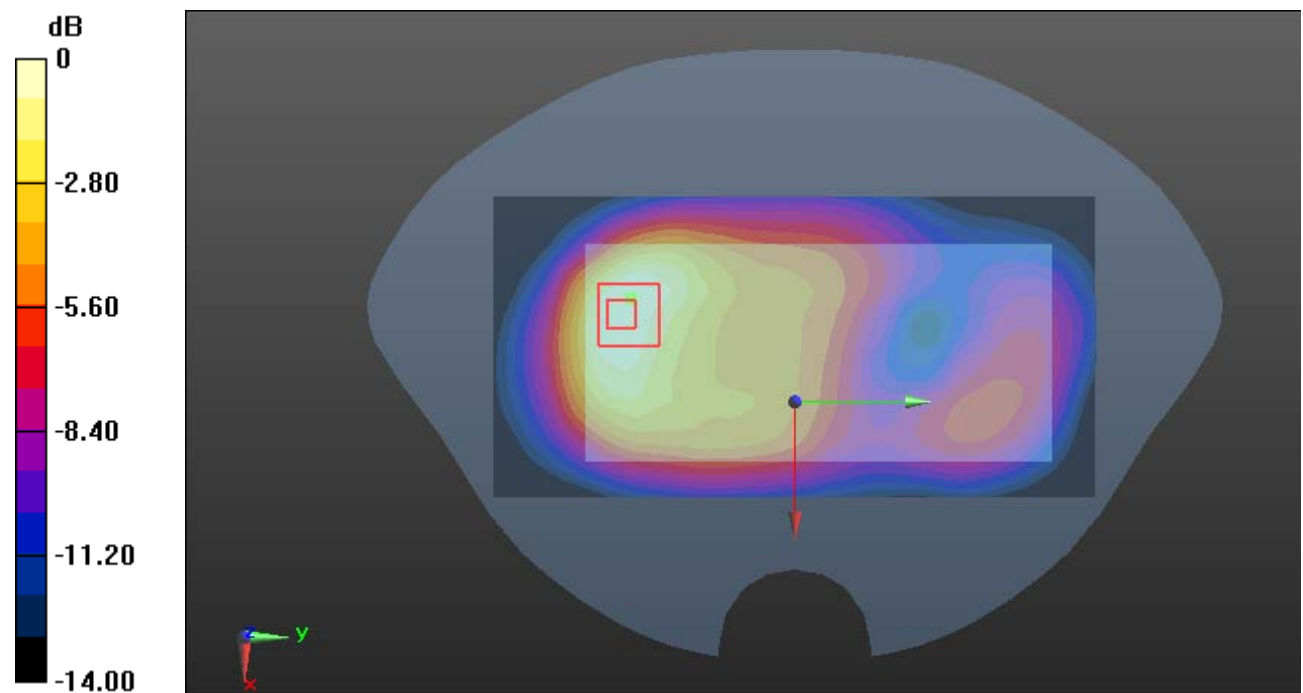
Zoom Scan (5x5x7)/Cube 0: Measurement grid: dx=8mm, dy=8mm, dz=5mm

Reference Value = 9.998 V/m; Power Drift = 0.00 dB

Peak SAR (extrapolated) = 0.616 W/kg

SAR(1 g) = 0.354 W/kg; SAR(10 g) = 0.208 W/kg

Maximum value of SAR (measured) = 0.506 W/kg



0 dB = 0.506 W/kg = -2.96 dBW/kg

Plot 64#: LTE Band 2 1RB_Mid_Body Back**DUT: Smart Phone; Type: X98pro; Serial: CR22090006-SA-S1**

Communication System:Generic FDD-LTE; Frequency: 1880 MHz;Duty Cycle: 1:1

Medium parameters used: $f = 1880$ MHz; $\sigma = 1.395$ S/m; $\epsilon_r = 39.946$; $\rho = 1000$ kg/m³

Phantom section: Flat Section

DASY5 Configuration:

- Probe: EX3DV4 - SN7522; ConvF(7.79, 7.79, 7.79) @ 1880 MHz; Calibrated: 2022/5/6
- Sensor-Surface: 1.4mm (Mechanical Surface Detection)
- Electronics: DAE4 Sn1325; Calibrated: 2022/8/29
- Phantom: SAM 1; Type: QD000P40CC; Serial: TP:1412
- Measurement SW: DASY52, Version 52.10 (2); SEMCAD X Version 14.6.12 (7470)

Area Scan (71x131x1): Interpolated grid: dx=1.500 mm, dy=1.500 mm

Maximum value of SAR (interpolated) = 1.24 W/kg

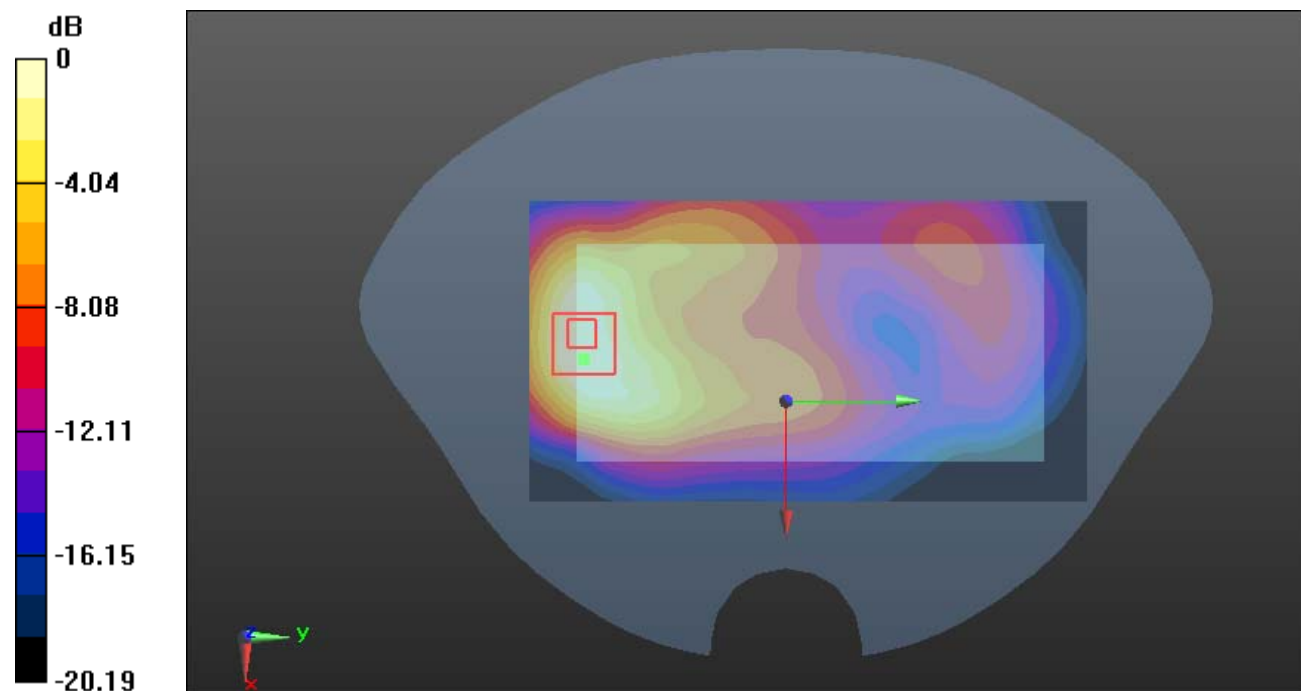
Zoom Scan (5x5x7)/Cube 0: Measurement grid: dx=8mm, dy=8mm, dz=5mm

Reference Value = 9.932 V/m; Power Drift = 0.05 dB

Peak SAR (extrapolated) = 1.30 W/kg

SAR(1 g) = 0.764 W/kg; SAR(10 g) = 0.439 W/kg

Maximum value of SAR (measured) = 1.11 W/kg



0 dB = 1.11 W/kg = 0.45 dBW/kg

Plot 65#: LTE Band 2 50%RB_Mid_Body Back**DUT: Smart Phone; Type: X98pro; Serial: CR22090006-SA-S1**

Communication System:Generic FDD-LTE; Frequency: 1880 MHz;Duty Cycle: 1:1

Medium parameters used: $f = 1880$ MHz; $\sigma = 1.395$ S/m; $\epsilon_r = 39.946$; $\rho = 1000$ kg/m³

Phantom section: Flat Section

DASY5 Configuration:

- Probe: EX3DV4 - SN7522; ConvF(7.79, 7.79, 7.79) @ 1880 MHz; Calibrated: 2022/5/6
- Sensor-Surface: 1.4mm (Mechanical Surface Detection)
- Electronics: DAE4 Sn1325; Calibrated: 2022/8/29
- Phantom: SAM 1; Type: QD000P40CC; Serial: TP:1412
- Measurement SW: DASY52, Version 52.10 (2); SEMCAD X Version 14.6.12 (7470)

Area Scan (71x131x1): Interpolated grid: dx=1.500 mm, dy=1.500 mm

Maximum value of SAR (interpolated) = 1.10 W/kg

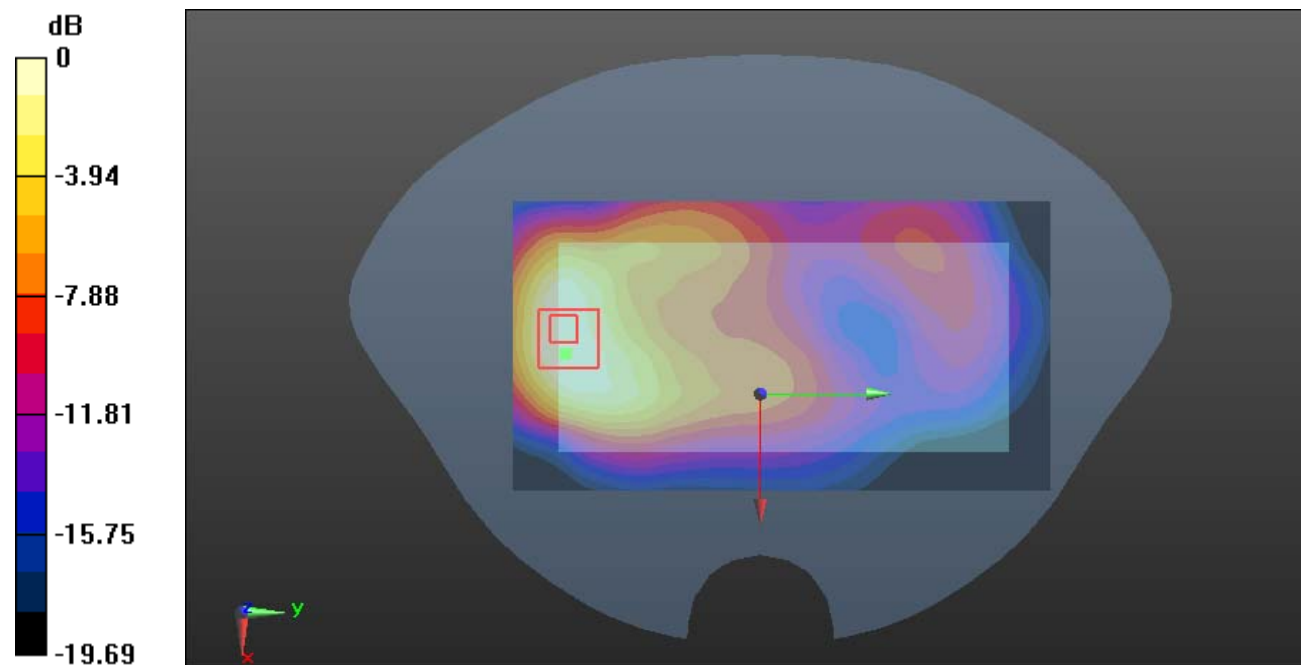
Zoom Scan (5x5x7)/Cube 0: Measurement grid: dx=8mm, dy=8mm, dz=5mm

Reference Value = 9.423 V/m; Power Drift = -0.06 dB

Peak SAR (extrapolated) = 1.15 W/kg

SAR(1 g) = 0.664 W/kg; SAR(10 g) = 0.385 W/kg

Maximum value of SAR (measured) = 0.968 W/kg



0 dB = 0.968 W/kg = -0.14 dBW/kg

Plot 66#: LTE Band 2 1RB_Mid_Body Left**DUT: Smart Phone; Type: X98pro; Serial: CR22090006-SA-S1**

Communication System:Generic FDD-LTE; Frequency: 1880 MHz;Duty Cycle: 1:1

Medium parameters used: $f = 1880$ MHz; $\sigma = 1.395$ S/m; $\epsilon_r = 39.946$; $\rho = 1000$ kg/m³

Phantom section: Flat Section

DASY5 Configuration:

- Probe: EX3DV4 - SN7522; ConvF(7.79, 7.79, 7.79) @ 1880 MHz; Calibrated: 2022/5/6
- Sensor-Surface: 1.4mm (Mechanical Surface Detection)
- Electronics: DAE4 Sn1325; Calibrated: 2022/8/29
- Phantom: SAM 1; Type: QD000P40CC; Serial: TP:1412
- Measurement SW: DASY52, Version 52.10 (2); SEMCAD X Version 14.6.12 (7470)

Area Scan (41x141x1): Interpolated grid: dx=1.500 mm, dy=1.500 mm

Maximum value of SAR (interpolated) = 0.403 W/kg

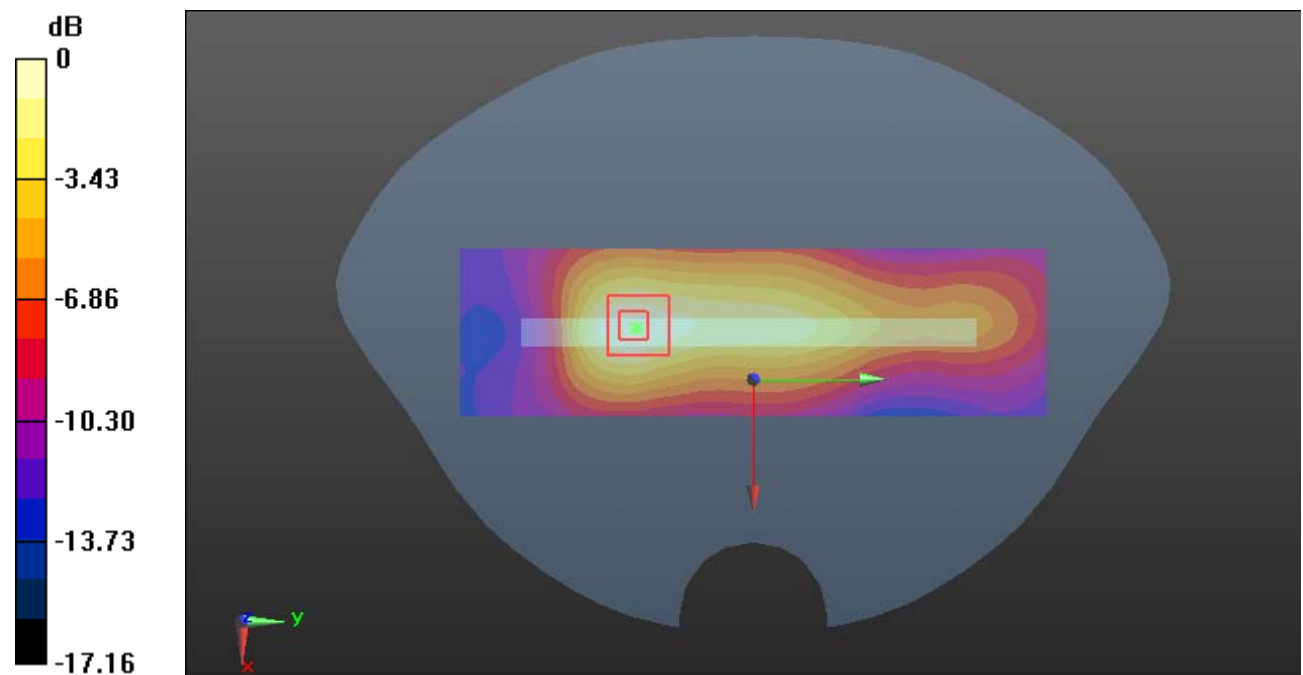
Zoom Scan (5x5x7)/Cube 0: Measurement grid: dx=8mm, dy=8mm, dz=5mm

Reference Value = 11.94 V/m; Power Drift = 0.02 dB

Peak SAR (extrapolated) = 0.467 W/kg

SAR(1 g) = 0.265 W/kg; SAR(10 g) = 0.151 W/kg

Maximum value of SAR (measured) = 0.391 W/kg



0 dB = 0.391 W/kg = -4.08 dBW/kg

Plot 67#: LTE Band 2 50%RB_Mid_Body Left**DUT: Smart Phone; Type: X98pro; Serial: CR22090006-SA-S1**

Communication System:Generic FDD-LTE; Frequency: 1880 MHz;Duty Cycle: 1:1

Medium parameters used: $f = 1880$ MHz; $\sigma = 1.395$ S/m; $\epsilon_r = 39.946$; $\rho = 1000$ kg/m³

Phantom section: Flat Section

DASY5 Configuration:

- Probe: EX3DV4 - SN7522; ConvF(7.79, 7.79, 7.79) @ 1880 MHz; Calibrated: 2022/5/6
- Sensor-Surface: 1.4mm (Mechanical Surface Detection)
- Electronics: DAE4 Sn1325; Calibrated: 2022/8/29
- Phantom: SAM 1; Type: QD000P40CC; Serial: TP:1412
- Measurement SW: DASY52, Version 52.10 (2); SEMCAD X Version 14.6.12 (7470)

Area Scan (41x141x1): Interpolated grid: dx=1.500 mm, dy=1.500 mm

Maximum value of SAR (interpolated) = 0.208 W/kg

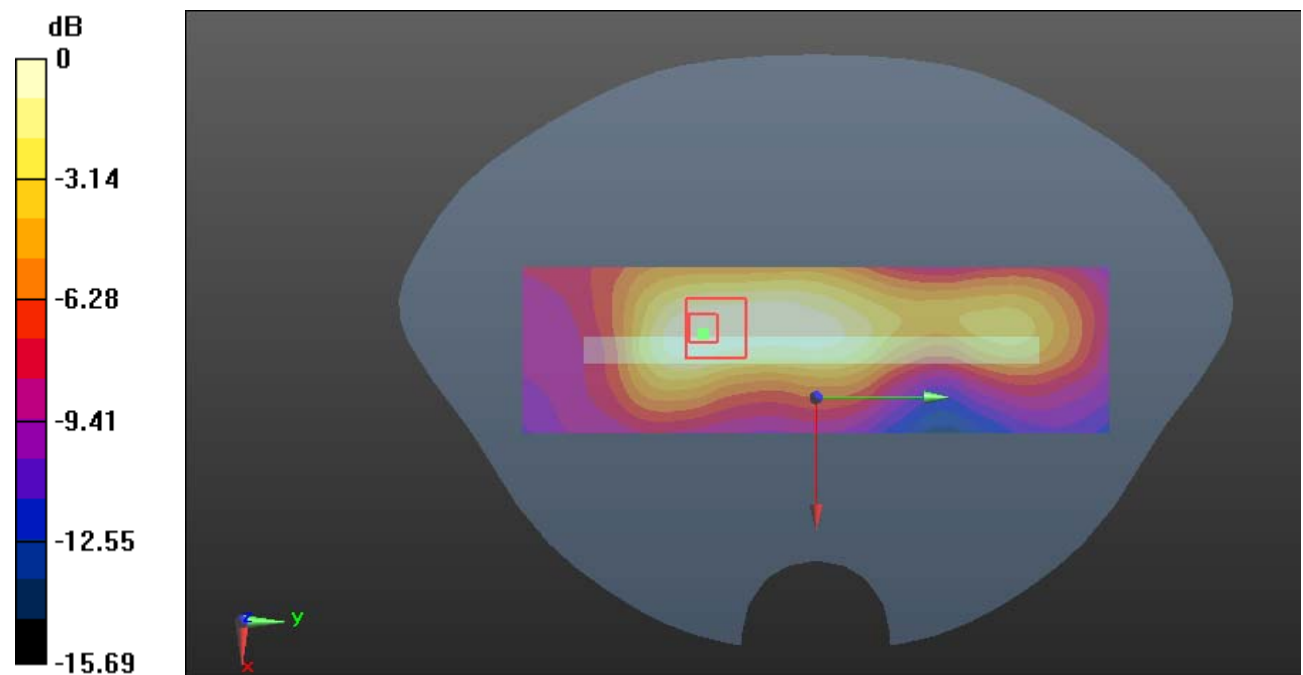
Zoom Scan (5x5x7)/Cube 0: Measurement grid: dx=8mm, dy=8mm, dz=5mm

Reference Value = 9.316 V/m; Power Drift = 0.02 dB

Peak SAR (extrapolated) = 0.241 W/kg

SAR(1 g) = 0.138 W/kg; SAR(10 g) = 0.081 W/kg

Maximum value of SAR (measured) = 0.201 W/kg



0 dB = 0.201 W/kg = -6.97 dBW/kg

Plot 68#: LTE Band 2 1RB_Mid_Body Right**DUT: Smart Phone; Type: X98pro; Serial: CR22090006-SA-S1**

Communication System:Generic FDD-LTE; Frequency: 1880 MHz;Duty Cycle: 1:1

Medium parameters used: $f = 1880$ MHz; $\sigma = 1.395$ S/m; $\epsilon_r = 39.946$; $\rho = 1000$ kg/m³

Phantom section: Flat Section

DASY5 Configuration:

- Probe: EX3DV4 - SN7522; ConvF(7.79, 7.79, 7.79) @ 1880 MHz; Calibrated: 2022/5/6
- Sensor-Surface: 1.4mm (Mechanical Surface Detection)
- Electronics: DAE4 Sn1325; Calibrated: 2022/8/29
- Phantom: SAM 1; Type: QD000P40CC; Serial: TP:1412
- Measurement SW: DASY52, Version 52.10 (2); SEMCAD X Version 14.6.12 (7470)

Area Scan (41x141x1): Interpolated grid: dx=1.500 mm, dy=1.500 mm

Maximum value of SAR (interpolated) = 0.229 W/kg

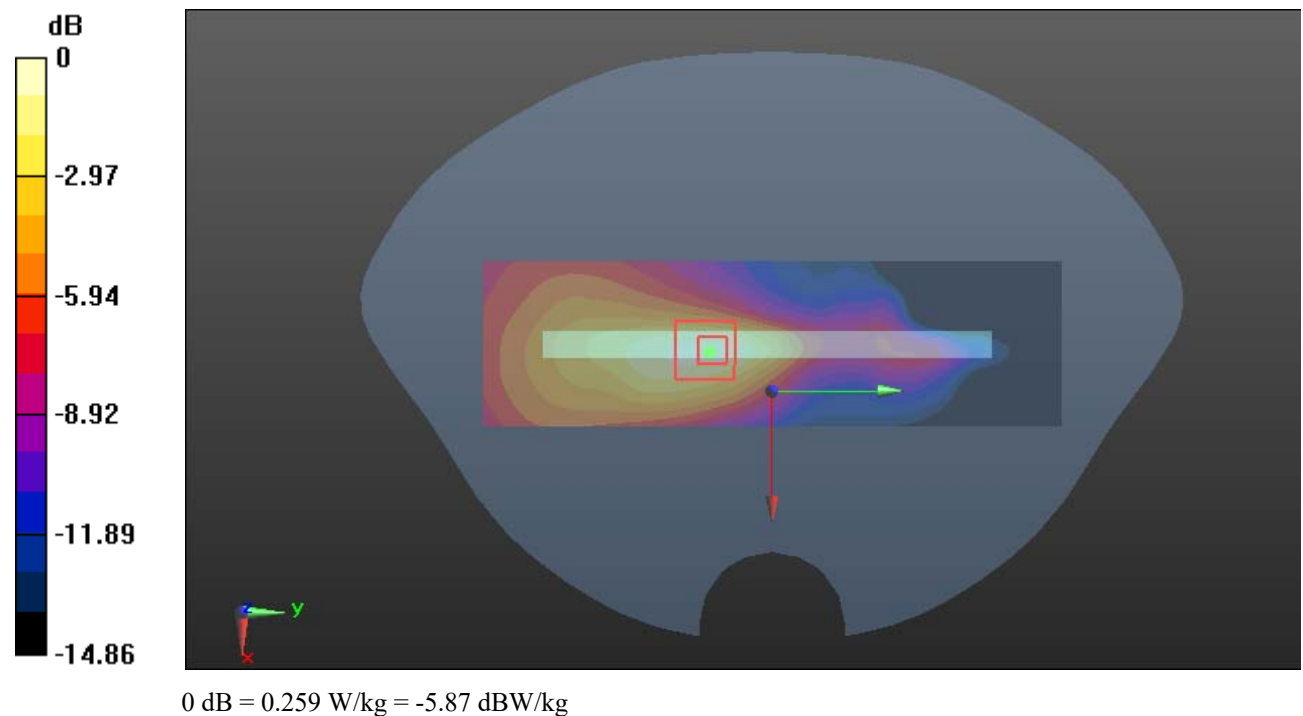
Zoom Scan (5x5x7)/Cube 0: Measurement grid: dx=8mm, dy=8mm, dz=5mm

Reference Value = 7.320 V/m; Power Drift = 0.18 dB

Peak SAR (extrapolated) = 0.324 W/kg

SAR(1 g) = 0.157 W/kg; SAR(10 g) = 0.084 W/kg

Maximum value of SAR (measured) = 0.259 W/kg



Plot 69#: LTE Band 2 50%RB_Mid_Body Right**DUT: Smart Phone; Type: X98pro; Serial: CR22090006-SA-S1**

Communication System:Generic FDD-LTE; Frequency: 1880 MHz;Duty Cycle: 1:1

Medium parameters used: $f = 1880$ MHz; $\sigma = 1.395$ S/m; $\epsilon_r = 39.946$; $\rho = 1000$ kg/m³

Phantom section: Flat Section

DASY5 Configuration:

- Probe: EX3DV4 - SN7522; ConvF(7.79, 7.79, 7.79) @ 1880 MHz; Calibrated: 2022/5/6
- Sensor-Surface: 1.4mm (Mechanical Surface Detection)
- Electronics: DAE4 Sn1325; Calibrated: 2022/8/29
- Phantom: SAM 1; Type: QD000P40CC; Serial: TP:1412
- Measurement SW: DASY52, Version 52.10 (2); SEMCAD X Version 14.6.12 (7470)

Area Scan (41x141x1): Interpolated grid: dx=1.500 mm, dy=1.500 mm

Maximum value of SAR (interpolated) = 0.227 W/kg

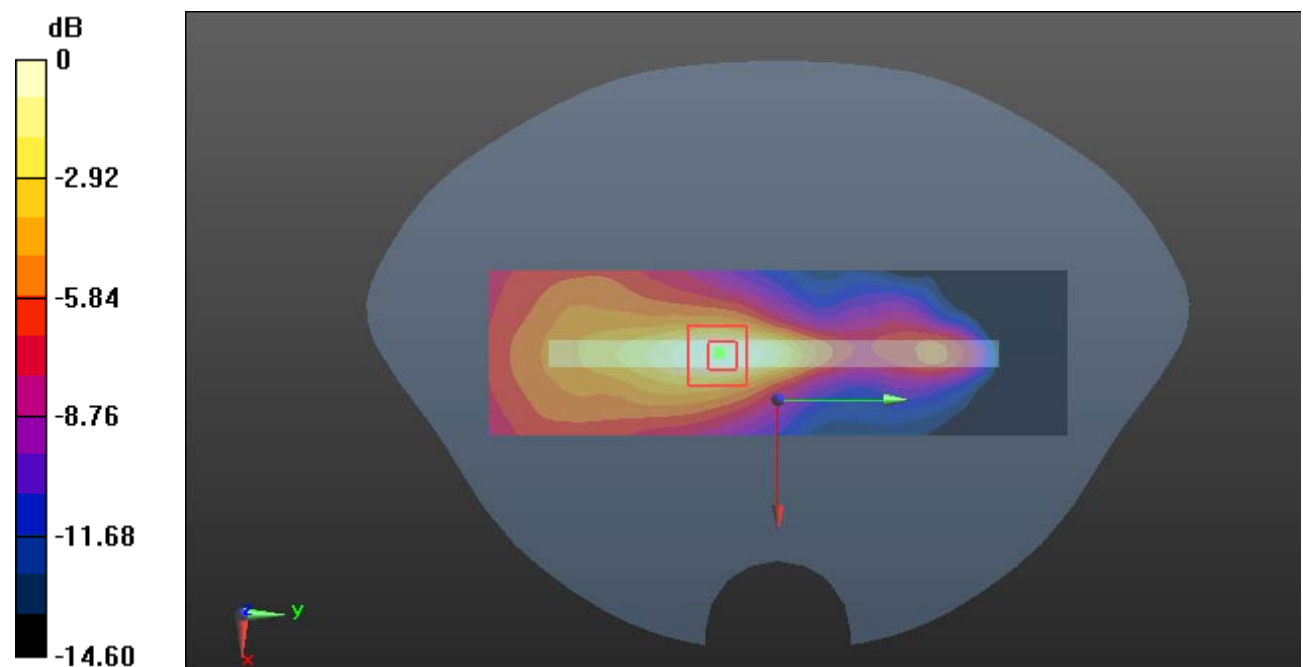
Zoom Scan (5x5x7)/Cube 0: Measurement grid: dx=8mm, dy=8mm, dz=5mm

Reference Value = 8.390 V/m; Power Drift = 0.07 dB

Peak SAR (extrapolated) = 0.269 W/kg

SAR(1 g) = 0.129 W/kg; SAR(10 g) = 0.069 W/kg

Maximum value of SAR (measured) = 0.215 W/kg



0 dB = 0.215 W/kg = -6.68 dBW/kg

Plot 70#: LTE Band 2 1RB Low Body Bottom**DUT: Smart Phone; Type: X98pro; Serial: CR22090006-SA-S1**

Communication System: Generic FDD-LTE; Frequency: 1860 MHz; Duty Cycle: 1:1

Medium parameters used: $f = 1860$ MHz; $\sigma = 1.383$ S/m; $\epsilon_r = 40.085$; $\rho = 1000$ kg/m³

Phantom section: Flat Section

DASY5 Configuration:

- Probe: EX3DV4 - SN7522; ConvF(7.79, 7.79, 7.79) @ 1860 MHz; Calibrated: 2022/5/6
- Sensor-Surface: 1.4mm (Mechanical Surface Detection)
- Electronics: DAE4 Sn1325; Calibrated: 2022/8/29
- Phantom: SAM 1; Type: QD000P40CC; Serial: TP:1412
- Measurement SW: DASY52, Version 52.10 (2); SEMCAD X Version 14.6.12 (7470)

Area Scan (41x101x1): Interpolated grid: dx=1.500 mm, dy=1.500 mm

Maximum value of SAR (interpolated) = 1.46 W/kg

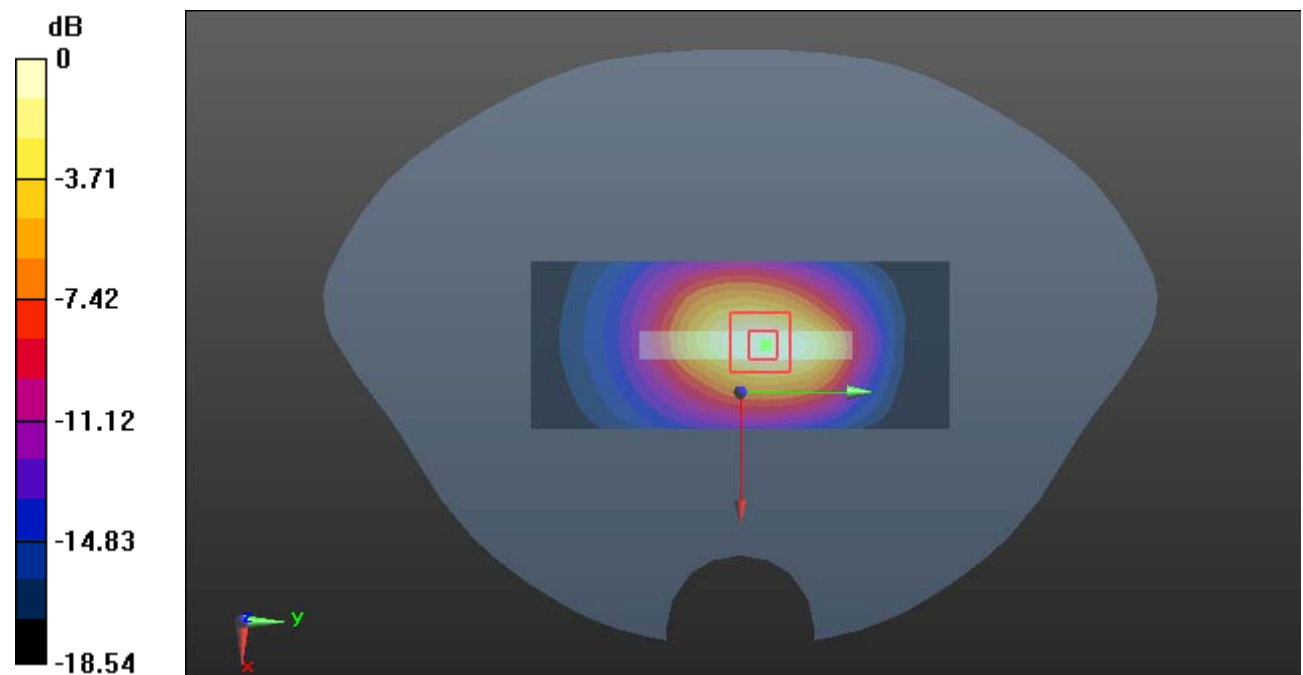
Zoom Scan (5x5x7)/Cube 0: Measurement grid: dx=8mm, dy=8mm, dz=5mm

Reference Value = 26.24 V/m; Power Drift = -0.05 dB

Peak SAR (extrapolated) = 1.64 W/kg

SAR(1 g) = 0.914 W/kg; SAR(10 g) = 0.490 W/kg

Maximum value of SAR (measured) = 1.39 W/kg



0 dB = 1.39 W/kg = 1.43 dBW/kg

Plot 71#: LTE Band 2 1RB_Mid_Body Bottom**DUT: Smart Phone; Type: X98pro; Serial: CR22090006-SA-S1**

Communication System:Generic FDD-LTE; Frequency: 1880 MHz;Duty Cycle: 1:1

Medium parameters used: $f = 1880$ MHz; $\sigma = 1.395$ S/m; $\epsilon_r = 39.946$; $\rho = 1000$ kg/m³

Phantom section: Flat Section

DASY5 Configuration:

- Probe: EX3DV4 - SN7522; ConvF(7.79, 7.79, 7.79) @ 1880 MHz; Calibrated: 2022/5/6
- Sensor-Surface: 1.4mm (Mechanical Surface Detection)
- Electronics: DAE4 Sn1325; Calibrated: 2022/8/29
- Phantom: SAM 1; Type: QD000P40CC; Serial: TP:1412
- Measurement SW: DASY52, Version 52.10 (2); SEMCAD X Version 14.6.12 (7470)

Area Scan (41x101x1): Interpolated grid: dx=1.500 mm, dy=1.500 mm

Maximum value of SAR (interpolated) = 1.61 W/kg

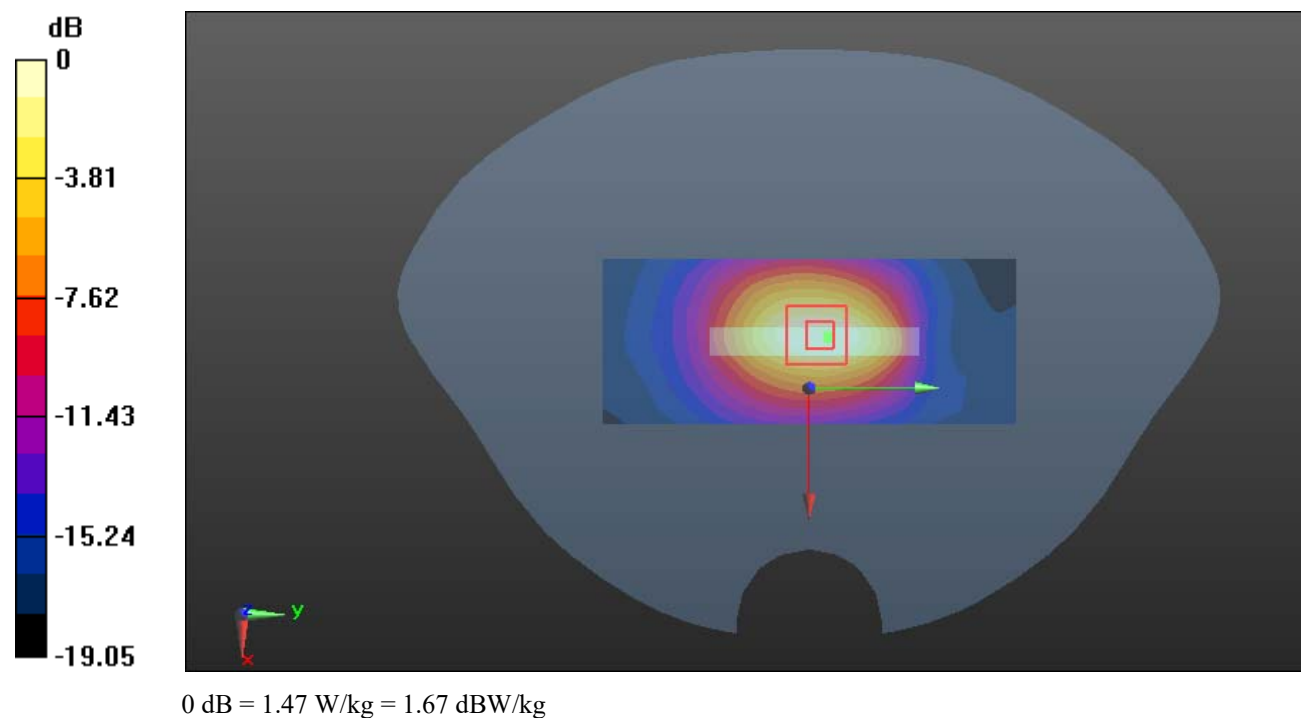
Zoom Scan (5x5x7)/Cube 0: Measurement grid: dx=8mm, dy=8mm, dz=5mm

Reference Value = 27.71 V/m; Power Drift = -0.11 dB

Peak SAR (extrapolated) = 1.77 W/kg

SAR(1 g) = 0.974 W/kg; SAR(10 g) = 0.523 W/kg

Maximum value of SAR (measured) = 1.47 W/kg



Plot 72#: LTE Band 2 1RB High Body Bottom**DUT: Smart Phone; Type: X98pro; Serial: CR22090006-SA-S1**

Communication System: ,Generic FDD-LTE; Frequency: 1900 MHz;Duty Cycle: 1:1

Medium parameters used: $f = 1900$ MHz; $\sigma = 1.409$ S/m; $\epsilon_r = 39.835$; $\rho = 1000$ kg/m³

Phantom section: Flat Section

DASY5 Configuration:

- Probe: EX3DV4 - SN7522; ConvF(7.79, 7.79, 7.79) @ 1900 MHz; Calibrated: 2022/5/6
- Sensor-Surface: 1.4mm (Mechanical Surface Detection)
- Electronics: DAE4 Sn1325; Calibrated: 2022/8/29
- Phantom: SAM 1; Type: QD000P40CC; Serial: TP:1412
- Measurement SW: DASY52, Version 52.10 (2); SEMCAD X Version 14.6.12 (7470)

Area Scan (41x101x1): Interpolated grid: dx=1.500 mm, dy=1.500 mm

Maximum value of SAR (interpolated) = 1.56 W/kg

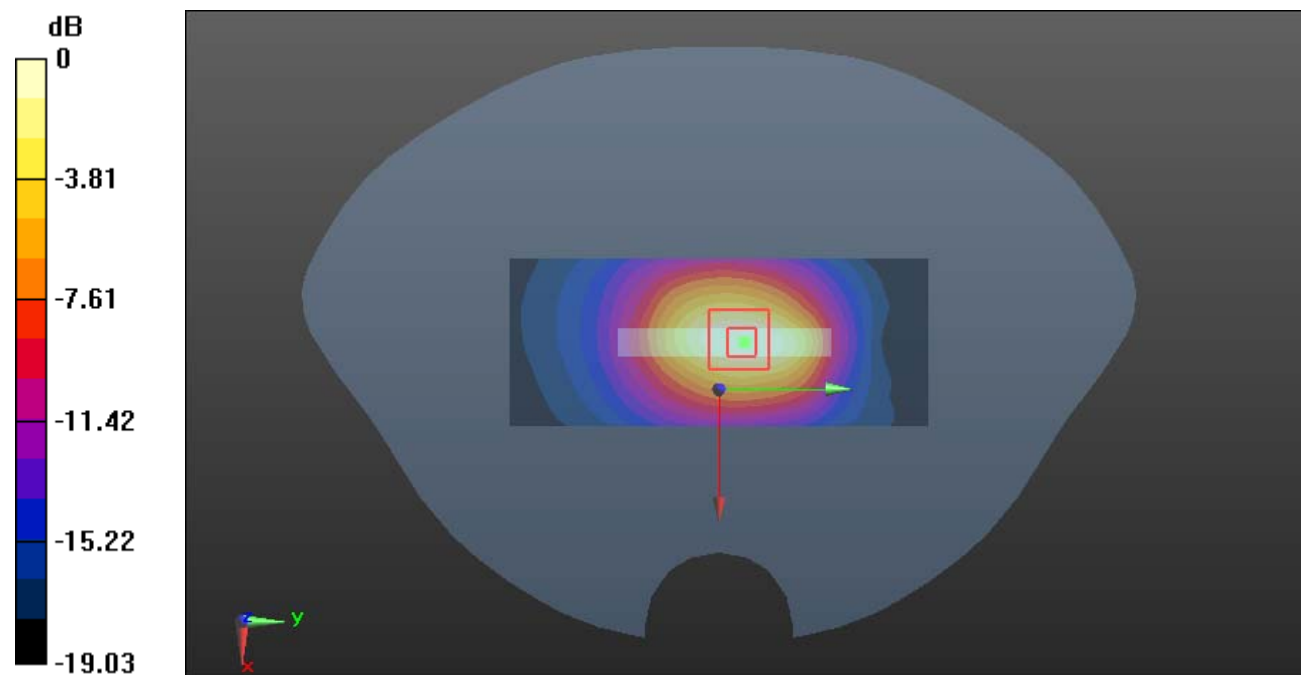
Zoom Scan (5x5x7)/Cube 0: Measurement grid: dx=8mm, dy=8mm, dz=5mm

Reference Value = 26.53 V/m; Power Drift = -0.04 dB

Peak SAR (extrapolated) = 1.75 W/kg

SAR(1 g) = 0.970 W/kg; SAR(10 g) = 0.520 W/kg

Maximum value of SAR (measured) = 1.47 W/kg



0 dB = 1.47 W/kg = 1.67 dBW/kg

Plot 73#: LTE Band 2 50%RB_Mid_Body Bottom**DUT: Smart Phone; Type: X98pro; Serial: CR22090006-SA-S1**

Communication System:Generic FDD-LTE; Frequency: 1880 MHz;Duty Cycle: 1:1

Medium parameters used: $f = 1880$ MHz; $\sigma = 1.395$ S/m; $\epsilon_r = 39.946$; $\rho = 1000$ kg/m³

Phantom section: Flat Section

DASY5 Configuration:

- Probe: EX3DV4 - SN7522; ConvF(7.79, 7.79, 7.79) @ 1880 MHz; Calibrated: 2022/5/6
- Sensor-Surface: 1.4mm (Mechanical Surface Detection)
- Electronics: DAE4 Sn1325; Calibrated: 2022/8/29
- Phantom: SAM 1; Type: QD000P40CC; Serial: TP:1412
- Measurement SW: DASY52, Version 52.10 (2); SEMCAD X Version 14.6.12 (7470)

Area Scan (41x101x1): Interpolated grid: dx=1.500 mm, dy=1.500 mm

Maximum value of SAR (interpolated) = 1.16 W/kg

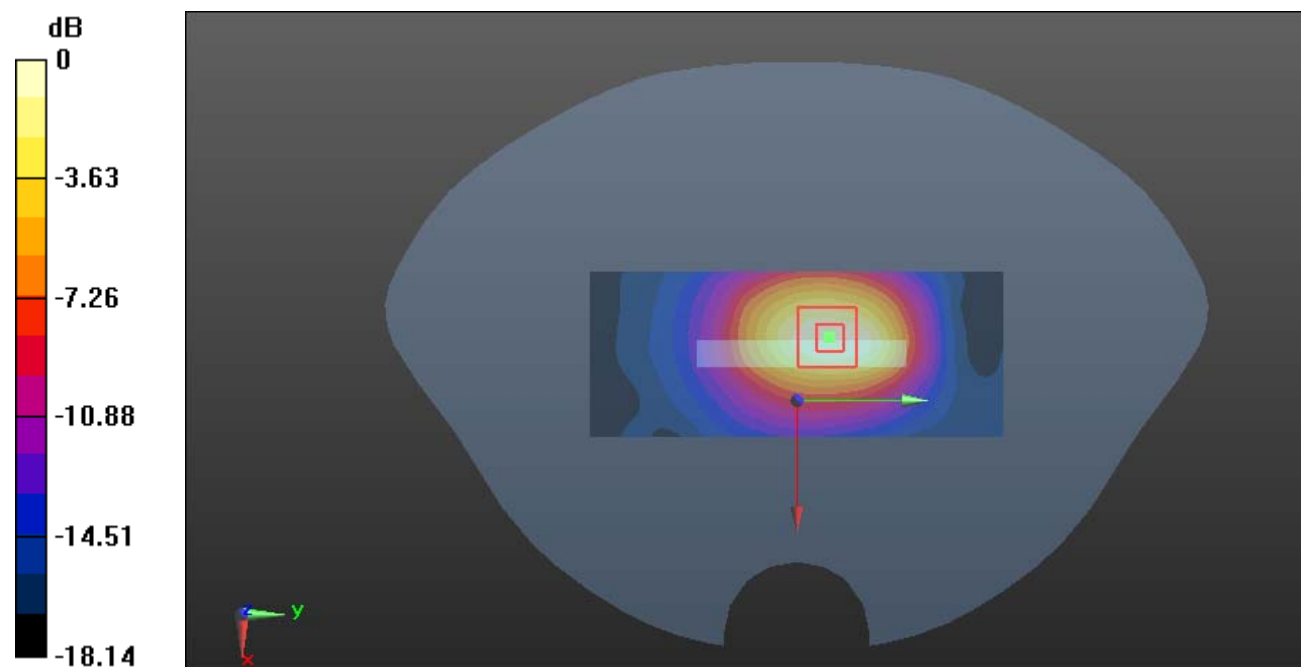
Zoom Scan (5x5x7)/Cube 0: Measurement grid: dx=8mm, dy=8mm, dz=5mm

Reference Value = 20.89 V/m; Power Drift = -0.17 dB

Peak SAR (extrapolated) = 1.34 W/kg

SAR(1 g) = 0.707 W/kg; SAR(10 g) = 0.385 W/kg

Maximum value of SAR (measured) = 1.13 W/kg



0 dB = 1.13 W/kg = 0.53 dBW/kg

Plot 74#: LTE Band 2 100%RB_Mid_Body Bottom**DUT: Smart Phone; Type: X98pro; Serial: CR22090006-SA-S1**

Communication System: ,Generic FDD-LTE; Frequency: 1880 MHz;Duty Cycle: 1:1

Medium parameters used: $f = 1880$ MHz; $\sigma = 1.395$ S/m; $\epsilon_r = 39.946$; $\rho = 1000$ kg/m³

Phantom section: Flat Section

DASY5 Configuration:

- Probe: EX3DV4 - SN7522; ConvF(7.79, 7.79, 7.79) @ 1880 MHz; Calibrated: 2022/5/6
- Sensor-Surface: 1.4mm (Mechanical Surface Detection)
- Electronics: DAE4 Sn1325; Calibrated: 2022/8/29
- Phantom: SAM 1; Type: QD000P40CC; Serial: TP:1412
- Measurement SW: DASY52, Version 52.10 (2); SEMCAD X Version 14.6.12 (7470)

Area Scan (41x101x1): Interpolated grid: dx=1.500 mm, dy=1.500 mm

Maximum value of SAR (interpolated) = 1.31 W/kg

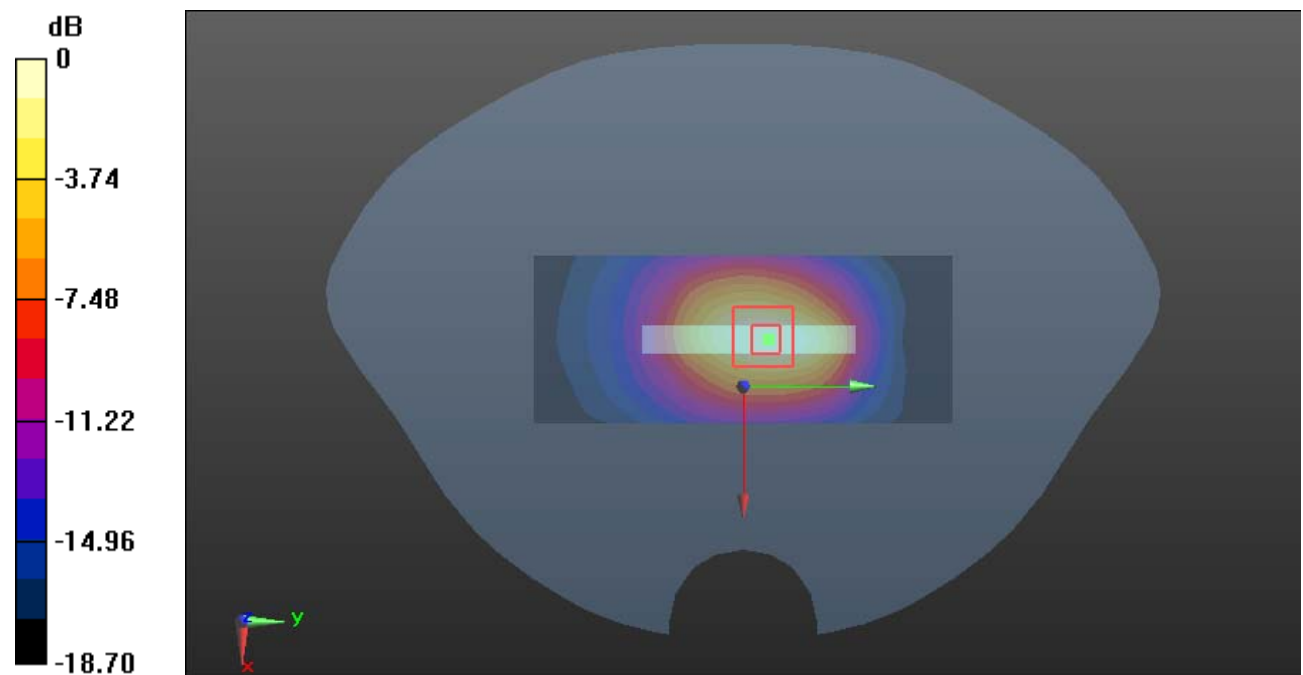
Zoom Scan (5x5x7)/Cube 0: Measurement grid: dx=8mm, dy=8mm, dz=5mm

Reference Value = 24.59 V/m; Power Drift = -0.04 dB

Peak SAR (extrapolated) = 1.49 W/kg

SAR(1 g) = 0.719 W/kg; SAR(10 g) = 0.378 W/kg

Maximum value of SAR (measured) = 1.25 W/kg



0 dB = 1.25 W/kg = 0.97 dBW/kg

Plot 75#: LTE Band 5 1RB Mid_Head Left Cheek**DUT: Smart Phone; Type: X98pro; Serial: CR22090006-SA-S1**

Communication System: FDD-LTE; Frequency: 836.5 MHz; Duty Cycle: 1:1

Medium parameters used: $f = 836.5$ MHz; $\sigma = 0.912$ S/m; $\epsilon_r = 41.548$; $\rho = 1000$ kg/m³

Phantom section: Left Section

DASY5 Configuration:

- Probe: EX3DV4 - SN7522; ConvF(9.24, 9.24, 9.24) @ 836.5 MHz; Calibrated: 2022/5/6
- Sensor-Surface: 1.4mm (Mechanical Surface Detection)
- Electronics: DAE4 Sn1325; Calibrated: 2022/8/29
- Phantom: SAM 1; Type: QD000P40CC; Serial: TP:1412
- Measurement SW: DASY52, Version 52.10 (2); SEMCAD X Version 14.6.12 (7470)

Area Scan (71x121x1): Interpolated grid: dx=1.500 mm, dy=1.500 mm

Maximum value of SAR (interpolated) = 0.307 W/kg

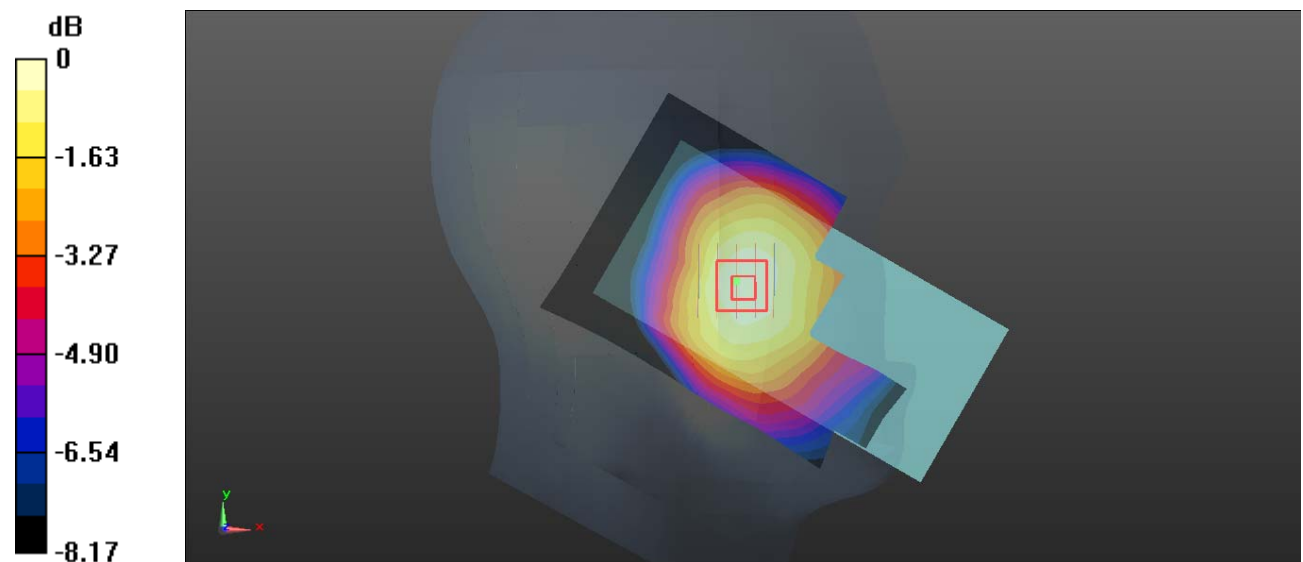
Zoom Scan (5x5x7)/Cube 0: Measurement grid: dx=8mm, dy=8mm, dz=5mm

Reference Value = 5.693 V/m; Power Drift = -0.06 dB

Peak SAR (extrapolated) = 0.347 W/kg

SAR(1 g) = 0.252 W/kg; SAR(10 g) = 0.191 W/kg

Maximum value of SAR (measured) = 0.309 W/kg



0 dB = 0.309 W/kg = -5.10 dBW/kg

Plot 76#: LTE Band 5 50%RB Mid_Head Left Check**DUT: Smart Phone; Type: X98pro; Serial: CR22090006-SA-S1**

Communication System: FDD-LTE; Frequency: 836.5 MHz; Duty Cycle: 1:1

Medium parameters used: $f = 836.5$ MHz; $\sigma = 0.912$ S/m; $\epsilon_r = 41.548$; $\rho = 1000$ kg/m³

Phantom section: Left Section

DASY5 Configuration:

- Probe: EX3DV4 - SN7522; ConvF(9.24, 9.24, 9.24) @ 836.5 MHz; Calibrated: 2022/5/6
- Sensor-Surface: 1.4mm (Mechanical Surface Detection)
- Electronics: DAE4 Sn1325; Calibrated: 2022/8/29
- Phantom: SAM 1; Type: QD000P40CC; Serial: TP:1412
- Measurement SW: DASY52, Version 52.10 (2); SEMCAD X Version 14.6.12 (7470)

Area Scan (71x121x1): Interpolated grid: dx=1.500 mm, dy=1.500 mm

Maximum value of SAR (interpolated) = 0.242 W/kg

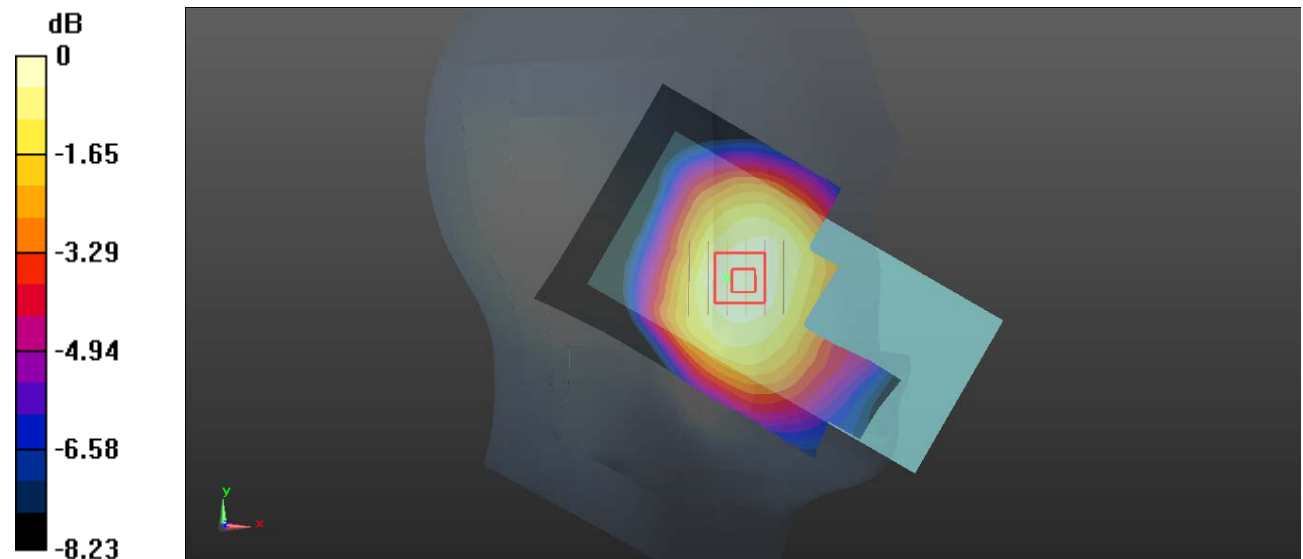
Zoom Scan (6x5x7)/Cube 0: Measurement grid: dx=8mm, dy=8mm, dz=5mm

Reference Value = 4.822 V/m; Power Drift = 0.03 dB

Peak SAR (extrapolated) = 0.262 W/kg

SAR(1 g) = 0.194 W/kg; SAR(10 g) = 0.149 W/kg

Maximum value of SAR (measured) = 0.235 W/kg



0 dB = 0.235 W/kg = -6.29 dBW/kg

Plot 77#: LTE Band 5 1RB Mid_Head Left Tilt**DUT: Smart Phone; Type: X98pro; Serial: CR22090006-SA-S1**

Communication System: FDD-LTE; Frequency: 836.5 MHz; Duty Cycle: 1:1

Medium parameters used: $f = 836.5$ MHz; $\sigma = 0.912$ S/m; $\epsilon_r = 41.548$; $\rho = 1000$ kg/m³

Phantom section: Left Section

DASY5 Configuration:

- Probe: EX3DV4 - SN7522; ConvF(9.24, 9.24, 9.24) @ 836.5 MHz; Calibrated: 2022/5/6
- Sensor-Surface: 1.4mm (Mechanical Surface Detection)
- Electronics: DAE4 Sn1325; Calibrated: 2022/8/29
- Phantom: SAM 1; Type: QD000P40CC; Serial: TP:1412
- Measurement SW: DASY52, Version 52.10 (2); SEMCAD X Version 14.6.12 (7470)

Area Scan (71x121x1): Interpolated grid: dx=1.500 mm, dy=1.500 mm

Maximum value of SAR (interpolated) = 0.171 W/kg

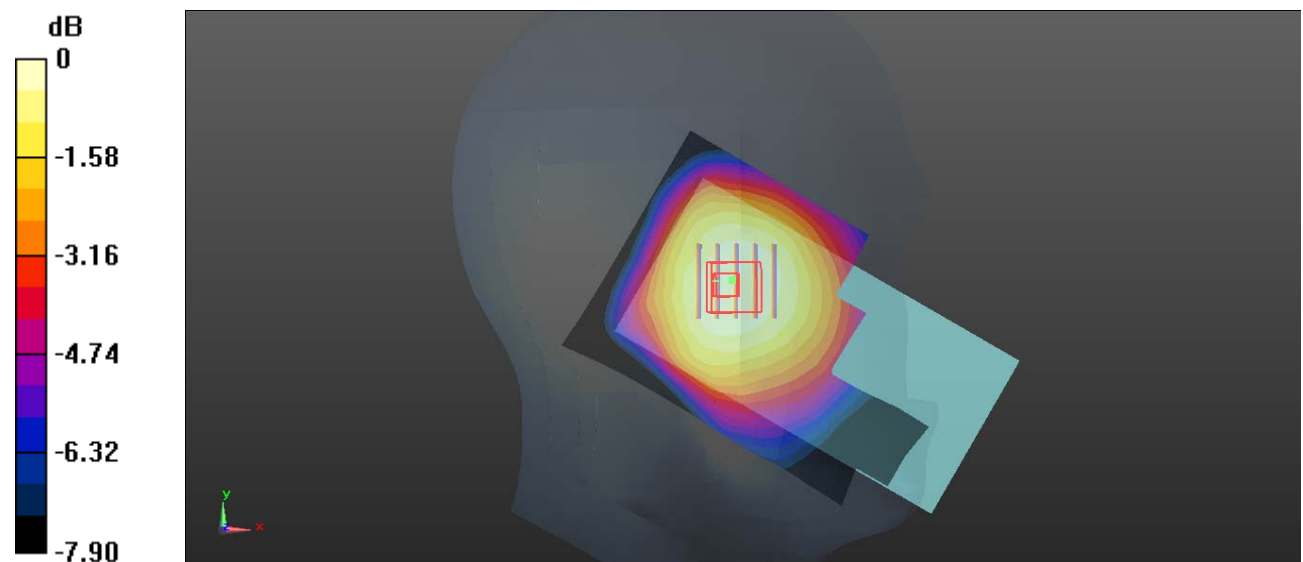
Zoom Scan (5x5x7)/Cube 0: Measurement grid: dx=8mm, dy=8mm, dz=5mm

Reference Value = 8.581 V/m; Power Drift = 0.14 dB

Peak SAR (extrapolated) = 0.186 W/kg

SAR(1 g) = 0.142 W/kg; SAR(10 g) = 0.110 W/kg

Maximum value of SAR (measured) = 0.168 W/kg



0 dB = 0.168 W/kg = -7.75 dBW/kg

Plot 78#: LTE Band 5 50%RB Mid_Head Left Tilt**DUT: Smart Phone; Type: X98pro; Serial: CR22090006-SA-S1**

Communication System: FDD-LTE; Frequency: 836.5 MHz; Duty Cycle: 1:1

Medium parameters used: $f = 836.5$ MHz; $\sigma = 0.912$ S/m; $\epsilon_r = 41.548$; $\rho = 1000$ kg/m³

Phantom section: Left Section

DASY5 Configuration:

- Probe: EX3DV4 - SN7522; ConvF(9.24, 9.24, 9.24) @ 836.5 MHz; Calibrated: 2022/5/6
- Sensor-Surface: 1.4mm (Mechanical Surface Detection)
- Electronics: DAE4 Sn1325; Calibrated: 2022/8/29
- Phantom: SAM 1; Type: QD000P40CC; Serial: TP:1412
- Measurement SW: DASY52, Version 52.10 (2); SEMCAD X Version 14.6.12 (7470)

Area Scan (71x121x1): Interpolated grid: dx=1.500 mm, dy=1.500 mm

Maximum value of SAR (interpolated) = 0.137 W/kg

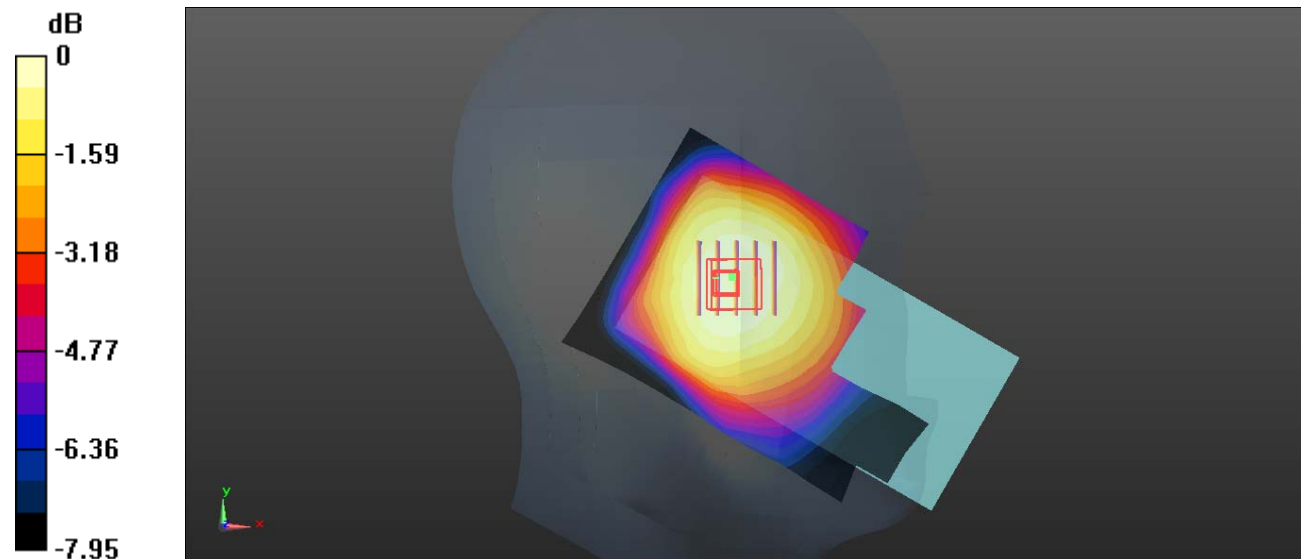
Zoom Scan (5x5x7)/Cube 0: Measurement grid: dx=8mm, dy=8mm, dz=5mm

Reference Value = 7.882 V/m; Power Drift = -0.09 dB

Peak SAR (extrapolated) = 0.146 W/kg

SAR(1 g) = 0.112 W/kg; SAR(10 g) = 0.087 W/kg

Maximum value of SAR (measured) = 0.133 W/kg



0 dB = 0.133 W/kg = -8.76 dBW/kg

Plot 79#: LTE Band 5 1RB Mid _Head Right Check**DUT: Smart Phone; Type: X98pro; Serial: CR22090006-SA-S1**

Communication System: FDD-LTE; Frequency: 836.5 MHz; Duty Cycle: 1:1

Medium parameters used: $f = 836.5$ MHz; $\sigma = 0.912$ S/m; $\epsilon_r = 41.548$; $\rho = 1000$ kg/m³

Phantom section: Right Section

DASY5 Configuration:

- Probe: EX3DV4 - SN7522; ConvF(9.24, 9.24, 9.24) @ 836.5 MHz; Calibrated: 2022/5/6
- Sensor-Surface: 1.4mm (Mechanical Surface Detection)
- Electronics: DAE4 Sn1325; Calibrated: 2022/8/29
- Phantom: SAM 1; Type: QD000P40CC; Serial: TP:1412
- Measurement SW: DASY52, Version 52.10 (2); SEMCAD X Version 14.6.12 (7470)

Area Scan (61x111x1): Interpolated grid: dx=1.500 mm, dy=1.500 mm

Maximum value of SAR (interpolated) = 0.430 W/kg


Zoom Scan (5x5x7)/Cube 0: Measurement grid: dx=8mm, dy=8mm, dz=5mm

Reference Value = 4.959 V/m; Power Drift = 0.18 dB

Peak SAR (extrapolated) = 0.459 W/kg

SAR(1 g) = 0.299 W/kg; SAR(10 g) = 0.216 W/kg

Maximum value of SAR (measured) = 0.400 W/kg



0 dB = 0.400 W/kg = -3.98 dBW/kg

Plot 80#: LTE Band 5 50%RB Mid_Head Right Cheek**DUT: Smart Phone; Type: X98pro; Serial: CR22090006-SA-S1**

Communication System: FDD-LTE; Frequency: 836.5 MHz; Duty Cycle: 1:1

Medium parameters used: $f = 836.5$ MHz; $\sigma = 0.912$ S/m; $\epsilon_r = 41.548$; $\rho = 1000$ kg/m³

Phantom section: Right Section

DASY5 Configuration:

- Probe: EX3DV4 - SN7522; ConvF(9.24, 9.24, 9.24) @ 836.5 MHz; Calibrated: 2022/5/6
- Sensor-Surface: 1.4mm (Mechanical Surface Detection)
- Electronics: DAE4 Sn1325; Calibrated: 2022/8/29
- Phantom: SAM 1; Type: QD000P40CC; Serial: TP:1412
- Measurement SW: DASY52, Version 52.10 (2); SEMCAD X Version 14.6.12 (7470)

Area Scan (61x111x1): Interpolated grid: dx=1.500 mm, dy=1.500 mm

Maximum value of SAR (interpolated) = 0.358 W/kg


Zoom Scan (5x5x7)/Cube 0: Measurement grid: dx=8mm, dy=8mm, dz=5mm

Reference Value = 4.594 V/m; Power Drift = 0.13 dB

Peak SAR (extrapolated) = 0.342 W/kg

SAR(1 g) = 0.237 W/kg; SAR(10 g) = 0.172 W/kg

Maximum value of SAR (measured) = 0.299 W/kg



0 dB = 0.299 W/kg = -5.24 dBW/kg

Plot 81#: LTE Band 5 1RB Mid _Head Right Tilt**DUT: Smart Phone; Type: X98pro; Serial: CR22090006-SA-S1**

Communication System: FDD-LTE; Frequency: 836.5 MHz; Duty Cycle: 1:1

Medium parameters used: $f = 836.5$ MHz; $\sigma = 0.912$ S/m; $\epsilon_r = 41.548$; $\rho = 1000$ kg/m³

Phantom section: Right Section

DASY5 Configuration:

- Probe: EX3DV4 - SN7522; ConvF(9.24, 9.24, 9.24) @ 836.5 MHz; Calibrated: 2022/5/6
- Sensor-Surface: 1.4mm (Mechanical Surface Detection)
- Electronics: DAE4 Sn1325; Calibrated: 2022/8/29
- Phantom: SAM 1; Type: QD000P40CC; Serial: TP:1412
- Measurement SW: DASY52, Version 52.10 (2); SEMCAD X Version 14.6.12 (7470)

Area Scan (61x111x1): Interpolated grid: dx=1.500 mm, dy=1.500 mm

Maximum value of SAR (interpolated) = 0.167 W/kg


Zoom Scan (5x5x7)/Cube 0: Measurement grid: dx=8mm, dy=8mm, dz=5mm

Reference Value = 8.594 V/m; Power Drift = -0.00 dB

Peak SAR (extrapolated) = 0.175 W/kg

SAR(1 g) = 0.135 W/kg; SAR(10 g) = 0.105 W/kg

Maximum value of SAR (measured) = 0.162 W/kg



0 dB = 0.162 W/kg = -7.90 dBW/kg

Plot 82#: LTE Band 5 50%RB Mid_Head Right Tilt**DUT: Smart Phone; Type: X98pro; Serial: CR22090006-SA-S1**

Communication System: FDD-LTE; Frequency: 836.5 MHz; Duty Cycle: 1:1

Medium parameters used: $f = 836.5$ MHz; $\sigma = 0.912$ S/m; $\epsilon_r = 41.548$; $\rho = 1000$ kg/m³

Phantom section: Right Section

DASY5 Configuration:

- Probe: EX3DV4 - SN7522; ConvF(9.24, 9.24, 9.24) @ 836.5 MHz; Calibrated: 2022/5/6
- Sensor-Surface: 1.4mm (Mechanical Surface Detection)
- Electronics: DAE4 Sn1325; Calibrated: 2022/8/29
- Phantom: SAM 1; Type: QD000P40CC; Serial: TP:1412
- Measurement SW: DASY52, Version 52.10 (2); SEMCAD X Version 14.6.12 (7470)

Area Scan (61x111x1): Interpolated grid: dx=1.500 mm, dy=1.500 mm

Maximum value of SAR (interpolated) = 0.136 W/kg


Zoom Scan (5x5x7)/Cube 0: Measurement grid: dx=8mm, dy=8mm, dz=5mm

Reference Value = 7.765 V/m; Power Drift = 0.16 dB

Peak SAR (extrapolated) = 0.145 W/kg

SAR(1 g) = 0.113 W/kg; SAR(10 g) = 0.088 W/kg

Maximum value of SAR (measured) = 0.134 W/kg



0 dB = 0.134 W/kg = -8.73 dBW/kg

Plot 83#: LTE Band 5 1RB Mid_Body Front**DUT: Smart Phone; Type: X98pro; Serial: CR22090006-SA-S1**

Communication System: FDD-LTE; Frequency: 836.5 MHz; Duty Cycle: 1:1

Medium parameters used: $f = 836.5$ MHz; $\sigma = 0.912$ S/m; $\epsilon_r = 41.548$; $\rho = 1000$ kg/m³

Phantom section: Flat Section

DASY5 Configuration:

- Probe: EX3DV4 - SN7522; ConvF(9.24, 9.24, 9.24) @ 836.5 MHz; Calibrated: 2022/5/6
- Sensor-Surface: 1.4mm (Mechanical Surface Detection)
- Electronics: DAE4 Sn1325; Calibrated: 2022/8/29
- Phantom: SAM 1; Type: QD000P40CC; Serial: TP:1412
- Measurement SW: DASY52, Version 52.10 (2); SEMCAD X Version 14.6.12 (7470)

Area Scan (71x141x1): Interpolated grid: dx=1.500 mm, dy=1.500 mm

Maximum value of SAR (interpolated) = 0.344 W/kg

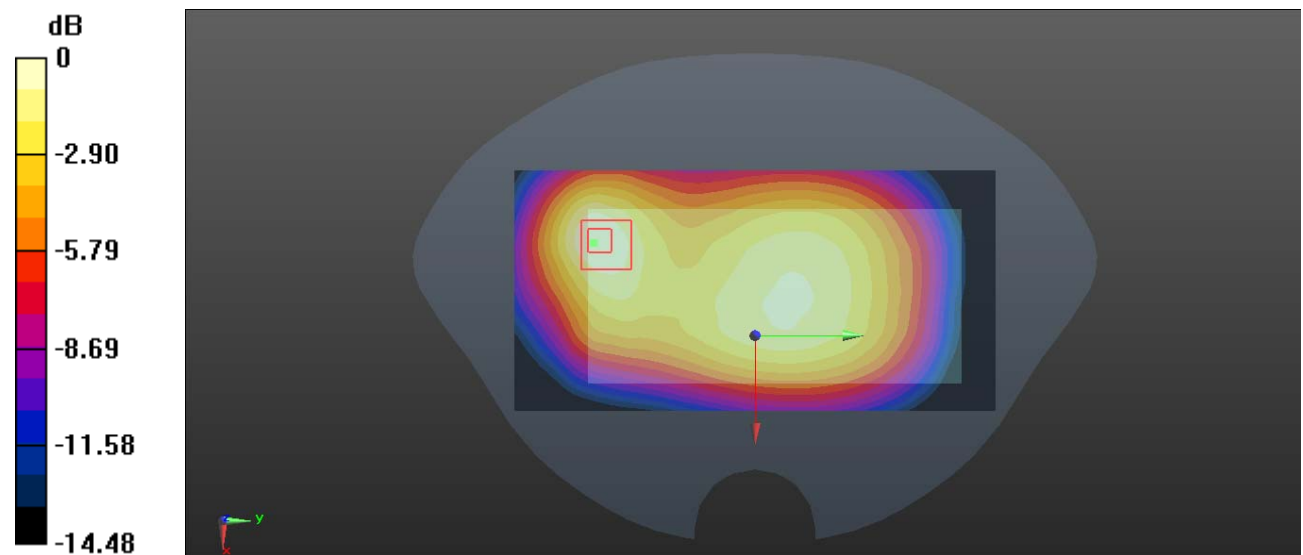
Zoom Scan (5x5x7)/Cube 0: Measurement grid: dx=8mm, dy=8mm, dz=5mm

Reference Value = 14.78 V/m; Power Drift = 0.20 dB

Peak SAR (extrapolated) = 0.404 W/kg

SAR(1 g) = 0.235 W/kg; SAR(10 g) = 0.146 W/kg

Maximum value of SAR (measured) = 0.336 W/kg



0 dB = 0.336 W/kg = -4.74 dBW/kg

Plot 84#: LTE Band 5 50%RB Mid_Body Front**DUT: Smart Phone; Type: X98pro; Serial: CR22090006-SA-S1**

Communication System: FDD-LTE; Frequency: 836.5 MHz; Duty Cycle: 1:1

Medium parameters used: $f = 836.5$ MHz; $\sigma = 0.912$ S/m; $\epsilon_r = 41.548$; $\rho = 1000$ kg/m³

Phantom section: Flat Section

DASY5 Configuration:

- Probe: EX3DV4 - SN7522; ConvF(9.24, 9.24, 9.24) @ 836.5 MHz; Calibrated: 2022/5/6
- Sensor-Surface: 1.4mm (Mechanical Surface Detection)
- Electronics: DAE4 Sn1325; Calibrated: 2022/8/29
- Phantom: SAM 1; Type: QD000P40CC; Serial: TP:1412
- Measurement SW: DASY52, Version 52.10 (2); SEMCAD X Version 14.6.12 (7470)

Area Scan (71x141x1): Interpolated grid: dx=1.500 mm, dy=1.500 mm

Maximum value of SAR (interpolated) = 0.301 W/kg

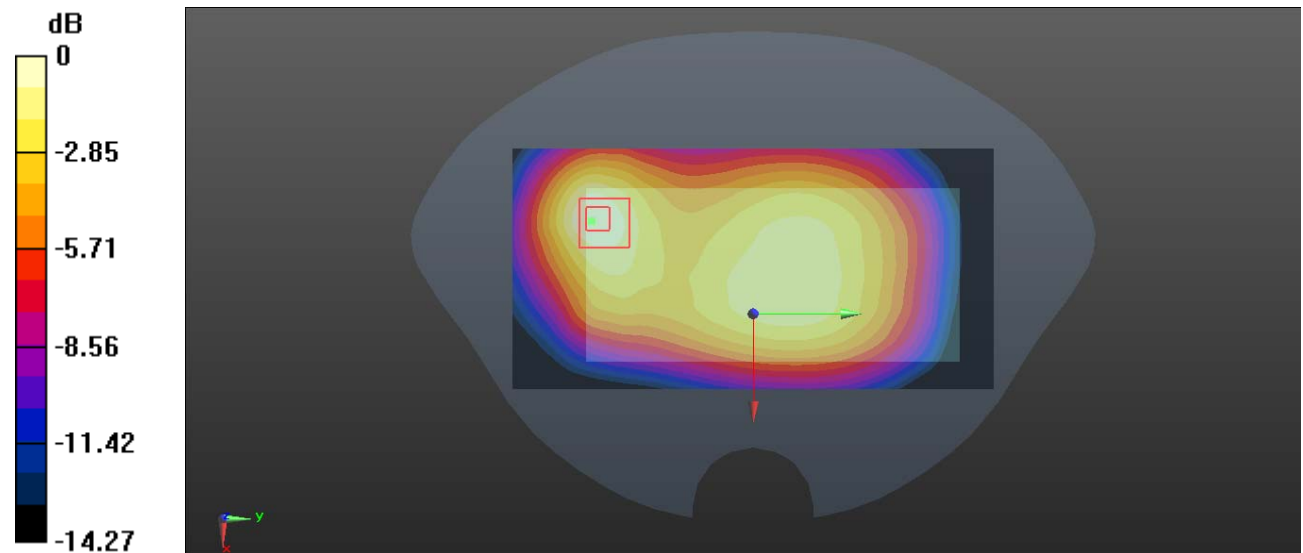
Zoom Scan (5x5x7)/Cube 0: Measurement grid: dx=8mm, dy=8mm, dz=5mm

Reference Value = 13.75 V/m; Power Drift = 0.06 dB

Peak SAR (extrapolated) = 0.349 W/kg

SAR(1 g) = 0.201 W/kg; SAR(10 g) = 0.124 W/kg

Maximum value of SAR (measured) = 0.290 W/kg



0 dB = 0.290 W/kg = -5.38 dBW/kg

Plot 85#: LTE Band 5 1RB Mid_Body Back**DUT: Smart Phone; Type: X98pro; Serial: CR22090006-SA-S1**

Communication System: FDD-LTE; Frequency: 836.5 MHz; Duty Cycle: 1:1

Medium parameters used: $f = 836.5$ MHz; $\sigma = 0.912$ S/m; $\epsilon_r = 41.548$; $\rho = 1000$ kg/m³

Phantom section: Flat Section

DASY5 Configuration:

- Probe: EX3DV4 - SN7522; ConvF(9.24, 9.24, 9.24) @ 836.5 MHz; Calibrated: 2022/5/6
- Sensor-Surface: 1.4mm (Mechanical Surface Detection)
- Electronics: DAE4 Sn1325; Calibrated: 2022/8/29
- Phantom: SAM 1; Type: QD000P40CC; Serial: TP:1412
- Measurement SW: DASY52, Version 52.10 (2); SEMCAD X Version 14.6.12 (7470)

Area Scan (71x131x1): Interpolated grid: dx=1.500 mm, dy=1.500 mm

Maximum value of SAR (interpolated) = 0.437 W/kg

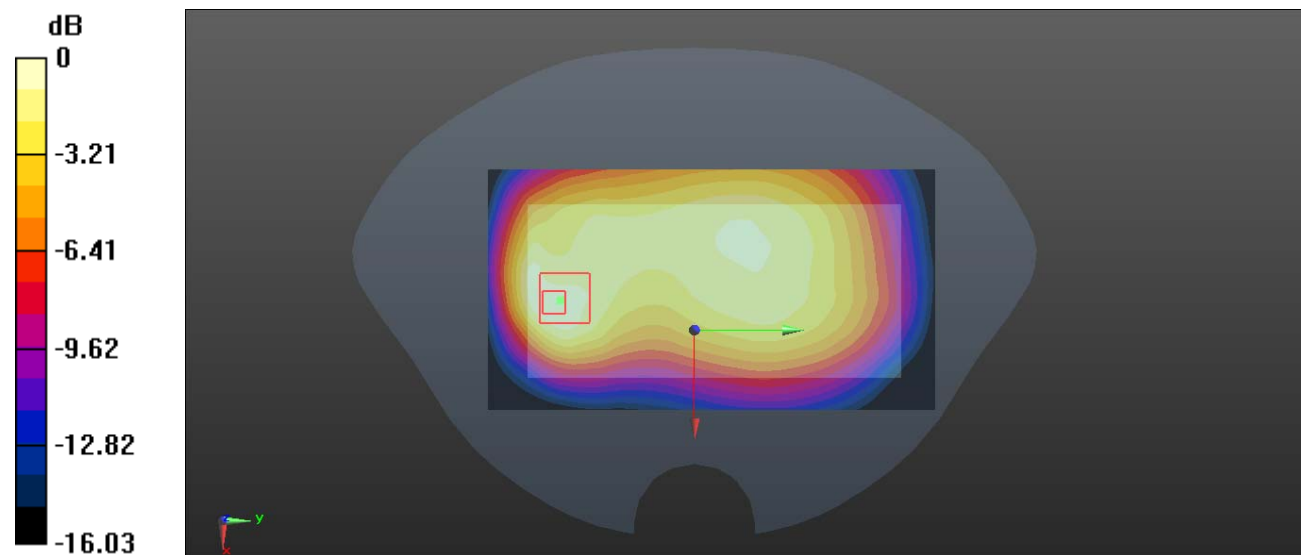
Zoom Scan (5x5x7)/Cube 0: Measurement grid: dx=8mm, dy=8mm, dz=5mm

Reference Value = 15.48 V/m; Power Drift = 0.04 dB

Peak SAR (extrapolated) = 0.549 W/kg

SAR(1 g) = 0.284 W/kg; SAR(10 g) = 0.168 W/kg

Maximum value of SAR (measured) = 0.427 W/kg



0 dB = 0.427 W/kg = -3.70 dBW/kg

Plot 86#: LTE Band 5 50%RB Mid _Body Back**DUT: Smart Phone; Type: X98pro; Serial: CR22090006-SA-S1**

Communication System: FDD-LTE; Frequency: 836.5 MHz; Duty Cycle: 1:1

Medium parameters used: $f = 836.5$ MHz; $\sigma = 0.912$ S/m; $\epsilon_r = 41.548$; $\rho = 1000$ kg/m³

Phantom section: Flat Section

DASY5 Configuration:

- Probe: EX3DV4 - SN7522; ConvF(9.24, 9.24, 9.24) @ 836.5 MHz; Calibrated: 2022/5/6
- Sensor-Surface: 1.4mm (Mechanical Surface Detection)
- Electronics: DAE4 Sn1325; Calibrated: 2022/8/29
- Phantom: SAM 1; Type: QD000P40CC; Serial: TP:1412
- Measurement SW: DASY52, Version 52.10 (2); SEMCAD X Version 14.6.12 (7470)

Area Scan (71x131x1): Interpolated grid: dx=1.500 mm, dy=1.500 mm

Maximum value of SAR (interpolated) = 0.408 W/kg

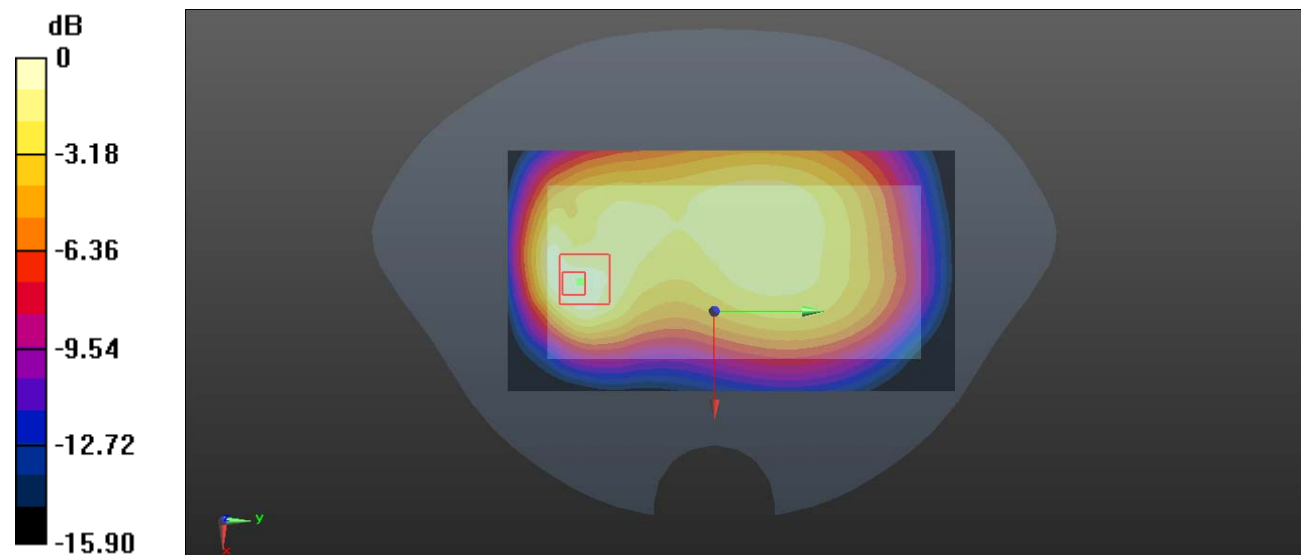
Zoom Scan (5x5x7)/Cube 0: Measurement grid: dx=8mm, dy=8mm, dz=5mm

Reference Value = 14.49 V/m; Power Drift = 0.04 dB

Peak SAR (extrapolated) = 0.512 W/kg

SAR(1 g) = 0.263 W/kg; SAR(10 g) = 0.155 W/kg

Maximum value of SAR (measured) = 0.399 W/kg



0 dB = 0.399 W/kg = -3.99 dBW/kg

Plot 87#: LTE Band 5 1RB Mid_Body Left**DUT: Smart Phone; Type: X98pro; Serial: CR22090006-SA-S1**

Communication System: FDD-LTE; Frequency: 836.5 MHz; Duty Cycle: 1:1

Medium parameters used: $f = 836.5$ MHz; $\sigma = 0.912$ S/m; $\epsilon_r = 41.548$; $\rho = 1000$ kg/m³

Phantom section: Flat Section

DASY5 Configuration:

- Probe: EX3DV4 - SN7522; ConvF(9.24, 9.24, 9.24) @ 836.5 MHz; Calibrated: 2022/5/6
- Sensor-Surface: 1.4mm (Mechanical Surface Detection)
- Electronics: DAE4 Sn1325; Calibrated: 2022/8/29
- Phantom: SAM 1; Type: QD000P40CC; Serial: TP:1412
- Measurement SW: DASY52, Version 52.10 (2); SEMCAD X Version 14.6.12 (7470)

Area Scan (41x141x1): Interpolated grid: dx=1.500 mm, dy=1.500 mm

Maximum value of SAR (interpolated) = 0.266 W/kg

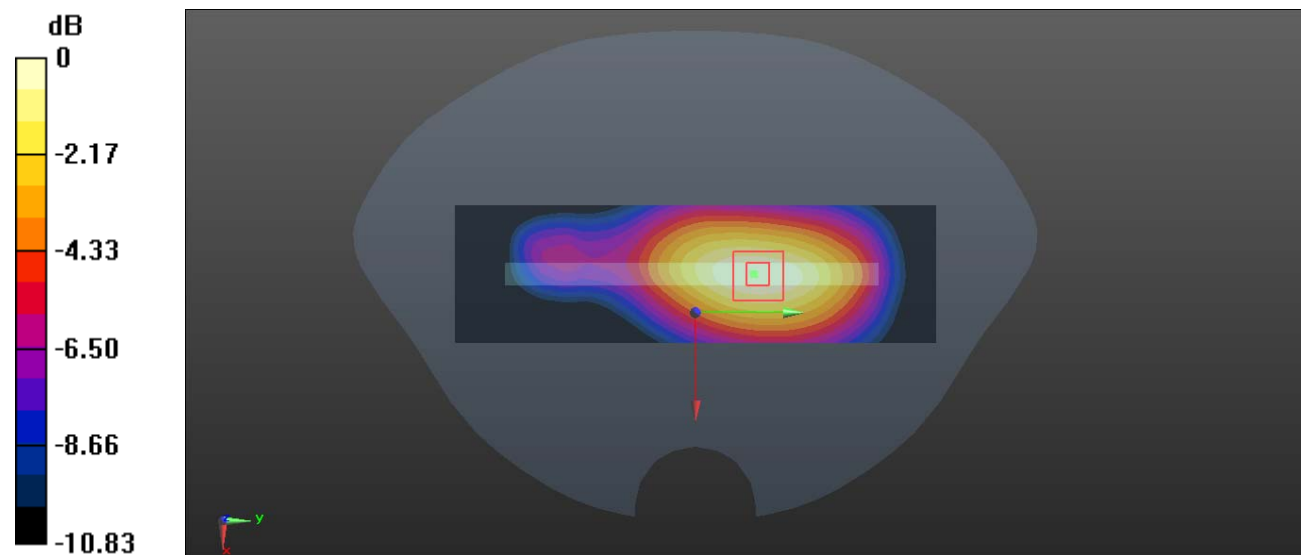
Zoom Scan (5x5x7)/Cube 0: Measurement grid: dx=8mm, dy=8mm, dz=5mm

Reference Value = 12.58 V/m; Power Drift = 0.11 dB

Peak SAR (extrapolated) = 0.309 W/kg

SAR(1 g) = 0.198 W/kg; SAR(10 g) = 0.131 W/kg

Maximum value of SAR (measured) = 0.266 W/kg



0 dB = 0.266 W/kg = -5.75 dBW/kg

Plot 88#: LTE Band 5 50%RB Mid Body Left**DUT: Smart Phone; Type: X98pro; Serial: CR22090006-SA-S1**

Communication System: FDD-LTE; Frequency: 836.5 MHz; Duty Cycle: 1:1

Medium parameters used: $f = 836.5$ MHz; $\sigma = 0.912$ S/m; $\epsilon_r = 41.548$; $\rho = 1000$ kg/m³

Phantom section: Flat Section

DASY5 Configuration:

- Probe: EX3DV4 - SN7522; ConvF(9.24, 9.24, 9.24) @ 836.5 MHz; Calibrated: 2022/5/6
- Sensor-Surface: 1.4mm (Mechanical Surface Detection)
- Electronics: DAE4 Sn1325; Calibrated: 2022/8/29
- Phantom: SAM 1; Type: QD000P40CC; Serial: TP:1412
- Measurement SW: DASY52, Version 52.10 (2); SEMCAD X Version 14.6.12 (7470)

Area Scan (41x141x1): Interpolated grid: dx=1.500 mm, dy=1.500 mm

Maximum value of SAR (interpolated) = 0.185 W/kg

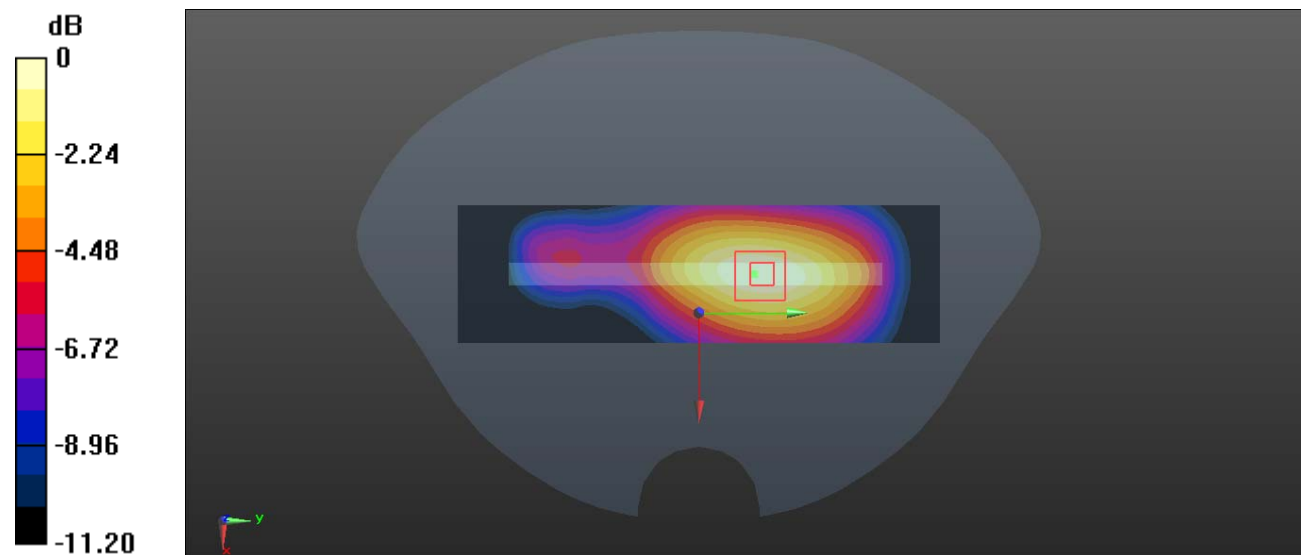
Zoom Scan (5x5x7)/Cube 0: Measurement grid: dx=8mm, dy=8mm, dz=5mm

Reference Value = 10.71 V/m; Power Drift = -0.09 dB

Peak SAR (extrapolated) = 0.218 W/kg

SAR(1 g) = 0.138 W/kg; SAR(10 g) = 0.091 W/kg

Maximum value of SAR (measured) = 0.188 W/kg



0 dB = 0.188 W/kg = -7.26 dBW/kg

Plot 89#: LTE Band 5 1RB Mid_Body Right**DUT: Smart Phone; Type: X98pro; Serial: CR22090006-SA-S1**

Communication System: FDD-LTE; Frequency: 836.5 MHz; Duty Cycle: 1:1

Medium parameters used: $f = 836.5$ MHz; $\sigma = 0.912$ S/m; $\epsilon_r = 41.548$; $\rho = 1000$ kg/m³

Phantom section: Flat Section

DASY5 Configuration:

- Probe: EX3DV4 - SN7522; ConvF(9.24, 9.24, 9.24) @ 836.5 MHz; Calibrated: 2022/5/6
- Sensor-Surface: 1.4mm (Mechanical Surface Detection)
- Electronics: DAE4 Sn1325; Calibrated: 2022/8/29
- Phantom: SAM 1; Type: QD000P40CC; Serial: TP:1412
- Measurement SW: DASY52, Version 52.10 (2); SEMCAD X Version 14.6.12 (7470)

Area Scan (41x141x1): Interpolated grid: dx=1.500 mm, dy=1.500 mm

Maximum value of SAR (interpolated) = 0.524 W/kg

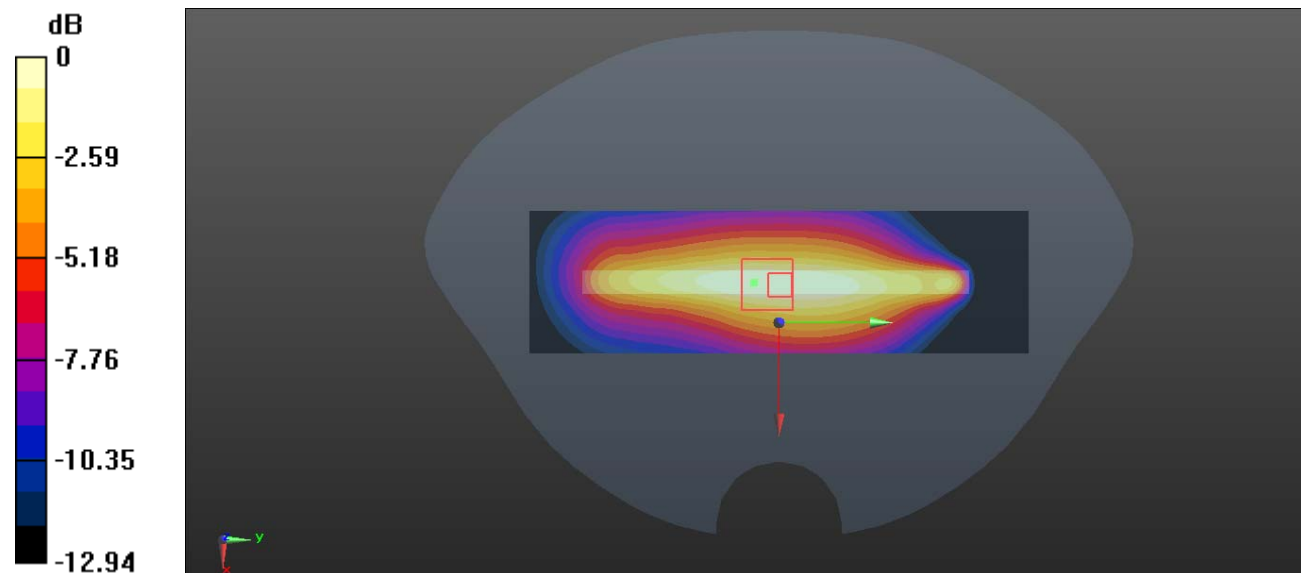
Zoom Scan (5x5x7)/Cube 0: Measurement grid: dx=8mm, dy=8mm, dz=5mm

Reference Value = 19.90 V/m; Power Drift = 0.02 dB

Peak SAR (extrapolated) = 0.637 W/kg

SAR(1 g) = 0.341 W/kg; SAR(10 g) = 0.205 W/kg

Maximum value of SAR (measured) = 0.521 W/kg



0 dB = 0.521 W/kg = -2.83 dBW/kg

Plot 90#: LTE Band 5 50%RB Mid_Body Right**DUT: Smart Phone; Type: X98pro; Serial: CR22090006-SA-S1**

Communication System: FDD-LTE; Frequency: 836.5 MHz; Duty Cycle: 1:1

Medium parameters used: $f = 836.5$ MHz; $\sigma = 0.912$ S/m; $\epsilon_r = 41.548$; $\rho = 1000$ kg/m³

Phantom section: Flat Section

DASY5 Configuration:

- Probe: EX3DV4 - SN7522; ConvF(9.24, 9.24, 9.24) @ 836.5 MHz; Calibrated: 2022/5/6
- Sensor-Surface: 1.4mm (Mechanical Surface Detection)
- Electronics: DAE4 Sn1325; Calibrated: 2022/8/29
- Phantom: SAM 1; Type: QD000P40CC; Serial: TP:1412
- Measurement SW: DASY52, Version 52.10 (2); SEMCAD X Version 14.6.12 (7470)

Area Scan (41x141x1): Interpolated grid: dx=1.500 mm, dy=1.500 mm

Maximum value of SAR (interpolated) = 0.458 W/kg

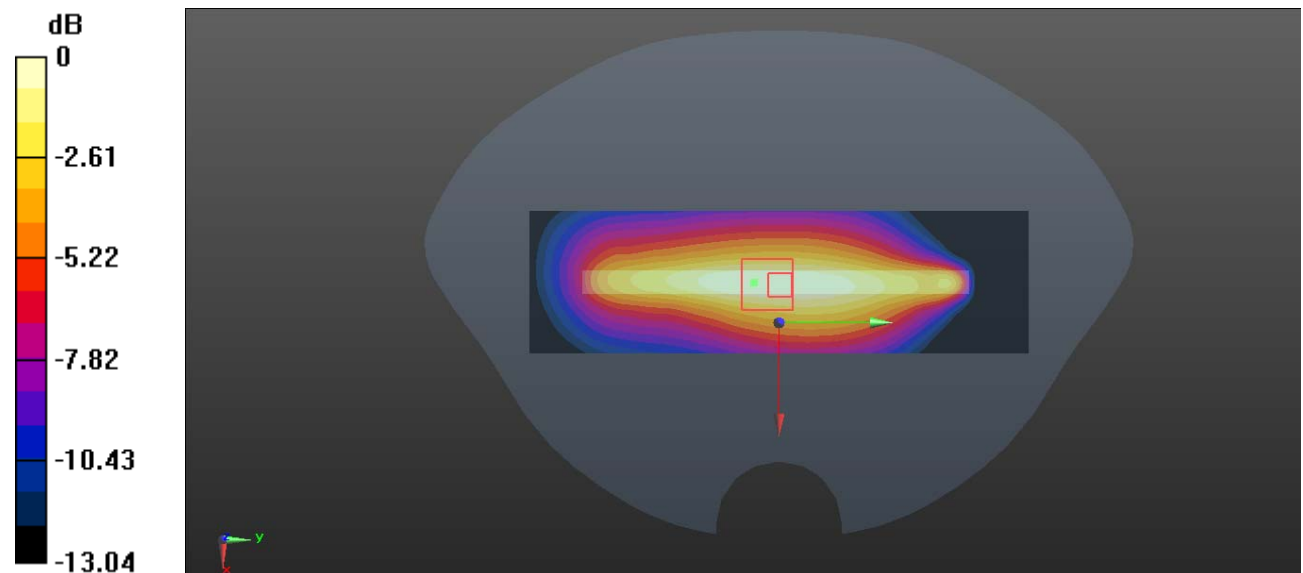
Zoom Scan (5x5x7)/Cube 0: Measurement grid: dx=8mm, dy=8mm, dz=5mm

Reference Value = 18.27 V/m; Power Drift = 0.09 dB

Peak SAR (extrapolated) = 0.560 W/kg

SAR(1 g) = 0.297 W/kg; SAR(10 g) = 0.178 W/kg

Maximum value of SAR (measured) = 0.460 W/kg



0 dB = 0.460 W/kg = -3.37 dBW/kg

Plot 91#: LTE Band 5 1RB Mid_Body Bottom**DUT: Smart Phone; Type: X98pro; Serial: CR22090006-SA-S1**

Communication System: FDD-LTE; Frequency: 836.5 MHz; Duty Cycle: 1:1

Medium parameters used: $f = 836.5$ MHz; $\sigma = 0.912$ S/m; $\epsilon_r = 41.548$; $\rho = 1000$ kg/m³

Phantom section: Flat Section

DASY5 Configuration:

- Probe: EX3DV4 - SN7522; ConvF(9.24, 9.24, 9.24) @ 836.5 MHz; Calibrated: 2022/5/6
- Sensor-Surface: 1.4mm (Mechanical Surface Detection)
- Electronics: DAE4 Sn1325; Calibrated: 2022/8/29
- Phantom: SAM 1; Type: QD000P40CC; Serial: TP:1412
- Measurement SW: DASY52, Version 52.10 (2); SEMCAD X Version 14.6.12 (7470)

Area Scan (41x101x1): Interpolated grid: dx=1.500 mm, dy=1.500 mm

Maximum value of SAR (interpolated) = 0.642 W/kg

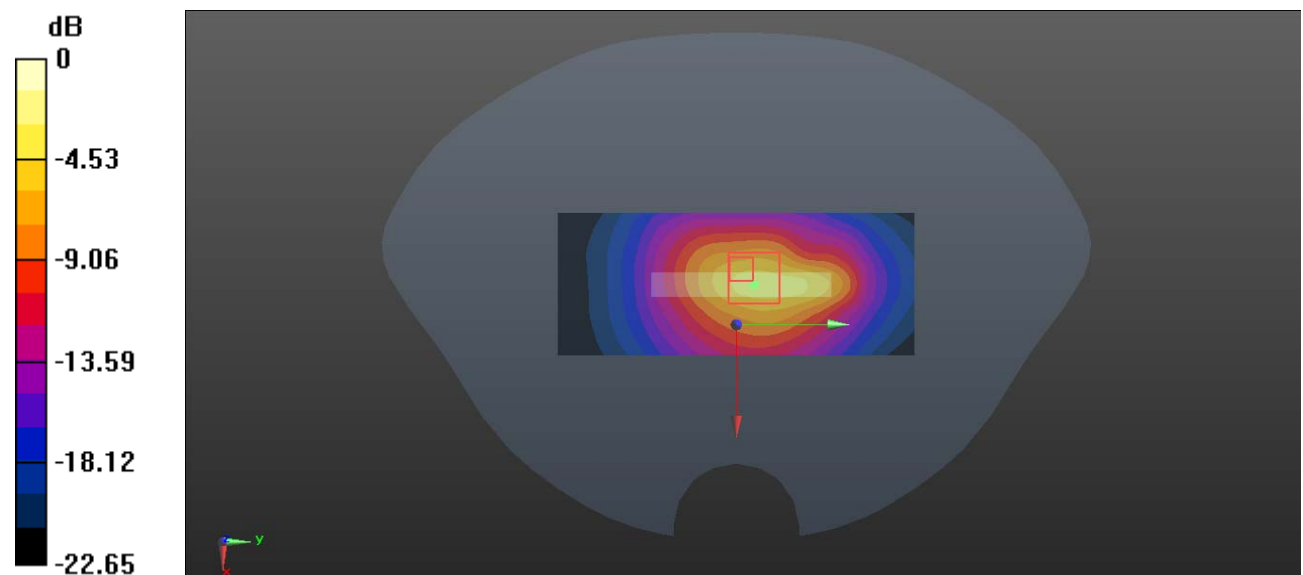
Zoom Scan (5x5x7)/Cube 0: Measurement grid: dx=8mm, dy=8mm, dz=5mm

Reference Value = 19.20 V/m; Power Drift = 0.16 dB

Peak SAR (extrapolated) = 2.55 W/kg

SAR(1 g) = 0.558 W/kg; SAR(10 g) = 0.240 W/kg

Maximum value of SAR (measured) = 1.54 W/kg



0 dB = 1.54 W/kg = 1.88 dBW/kg

Plot 92#: LTE Band 5 50%RB Mid _Body Bottom**DUT: Smart Phone; Type: X98pro; Serial: CR22090006-SA-S1**

Communication System: FDD-LTE; Frequency: 836.5 MHz; Duty Cycle: 1:1

Medium parameters used: $f = 836.5$ MHz; $\sigma = 0.912$ S/m; $\epsilon_r = 41.548$; $\rho = 1000$ kg/m³

Phantom section: Flat Section

DASY5 Configuration:

- Probe: EX3DV4 - SN7522; ConvF(9.24, 9.24, 9.24) @ 836.5 MHz; Calibrated: 2022/5/6
- Sensor-Surface: 1.4mm (Mechanical Surface Detection)
- Electronics: DAE4 Sn1325; Calibrated: 2022/8/29
- Phantom: SAM 1; Type: QD000P40CC; Serial: TP:1412
- Measurement SW: DASY52, Version 52.10 (2); SEMCAD X Version 14.6.12 (7470)

Area Scan (41x101x1): Interpolated grid: dx=1.500 mm, dy=1.500 mm

Maximum value of SAR (interpolated) = 0.475 W/kg

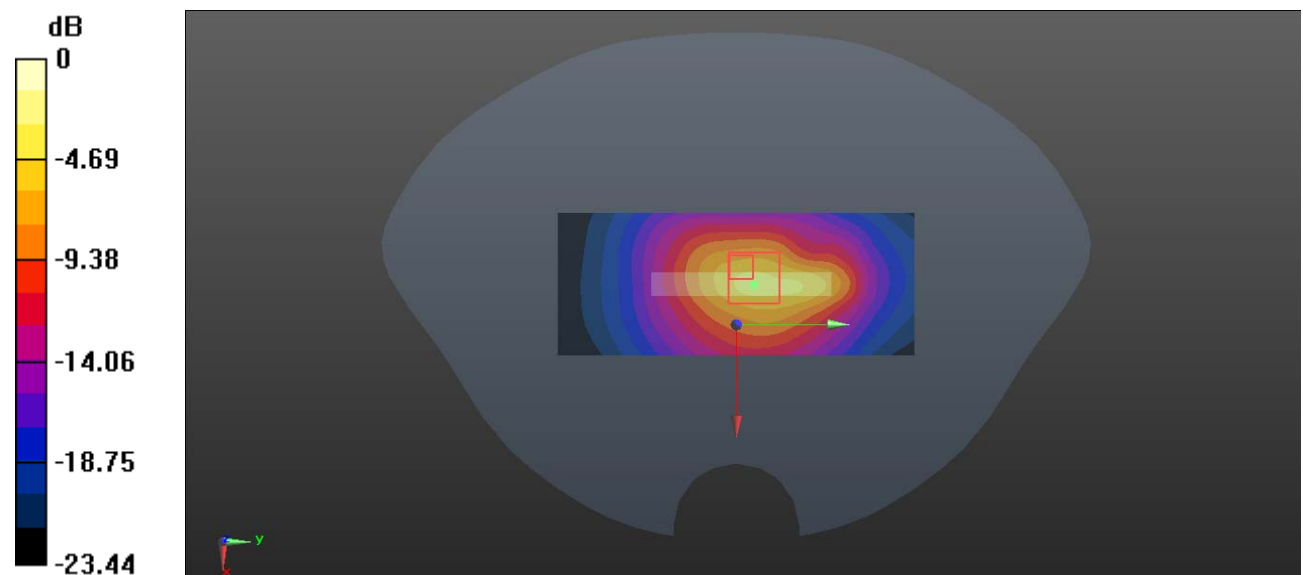
Zoom Scan (5x5x7)/Cube 0: Measurement grid: dx=8mm, dy=8mm, dz=5mm

Reference Value = 16.79 V/m; Power Drift = 0.16 dB

Peak SAR (extrapolated) = 2.03 W/kg

SAR(1 g) = 0.434 W/kg; SAR(10 g) = 0.180 W/kg

Maximum value of SAR (measured) = 1.23 W/kg



0 dB = 1.23 W/kg = 0.90 dBW/kg

Plot 93#: LTE Band 7 1RB Mid_Head Left Cheek**DUT: Smart Phone; Type: X98pro; Serial: CR22090006-SA-S1**

Communication System: Generic FDD-LTE; Frequency: 2535 MHz; Duty Cycle: 1:1

Medium parameters used: $f = 2535$ MHz; $\sigma = 1.892$ S/m; $\epsilon_r = 39.104$; $\rho = 1000$ kg/m³

Phantom section: Left Section

DASY5 Configuration:

- Probe: EX3DV4 - SN7522; ConvF(7.22, 7.22, 7.22) @ 2535 MHz; Calibrated: 2022/5/6
- Sensor-Surface: 1.4mm (Mechanical Surface Detection)
- Electronics: DAE4 Sn1325; Calibrated: 2022/8/29
- Phantom: SAM 1; Type: QD000P40CC; Serial: TP:1412
- Measurement SW: DASY52, Version 52.10 (2); SEMCAD X Version 14.6.12 (7470)

Area Scan (91x151x1): Interpolated grid: dx=1.200 mm, dy=1.200 mm

Maximum value of SAR (interpolated) = 0.0955 W/kg


Zoom Scan (5x5x7)/Cube 0: Measurement grid: dx=8mm, dy=8mm, dz=5mm

Reference Value = 3.086 V/m; Power Drift = -0.12 dB

Peak SAR (extrapolated) = 0.115 W/kg

SAR(1 g) = 0.074 W/kg; SAR(10 g) = 0.045 W/kg

Maximum value of SAR (measured) = 0.101 W/kg



0 dB = 0.101 W/kg = -9.96 dBW/kg

Plot 94#: LTE Band 7 50%RB Mid _Head Left Cheek**DUT: Smart Phone; Type: X98pro; Serial: CR22090006-SA-S1**

Communication System: Generic FDD-LTE; Frequency: 2535 MHz;Duty Cycle: 1:1

Medium parameters used: $f = 2535$ MHz; $\sigma = 1.892$ S/m; $\epsilon_r = 39.104$; $\rho = 1000$ kg/m³

Phantom section: Left Section

DASY5 Configuration:

- Probe: EX3DV4 - SN7522; ConvF(7.22, 7.22, 7.22) @ 2535 MHz; Calibrated: 2022/5/6
- Sensor-Surface: 1.4mm (Mechanical Surface Detection)
- Electronics: DAE4 Sn1325; Calibrated: 2022/8/29
- Phantom: SAM 1; Type: QD000P40CC; Serial: TP:1412
- Measurement SW: DASY52, Version 52.10 (2); SEMCAD X Version 14.6.12 (7470)

Area Scan (91x151x1): Interpolated grid: dx=1.200 mm, dy=1.200 mm

Maximum value of SAR (interpolated) = 0.0802 W/kg

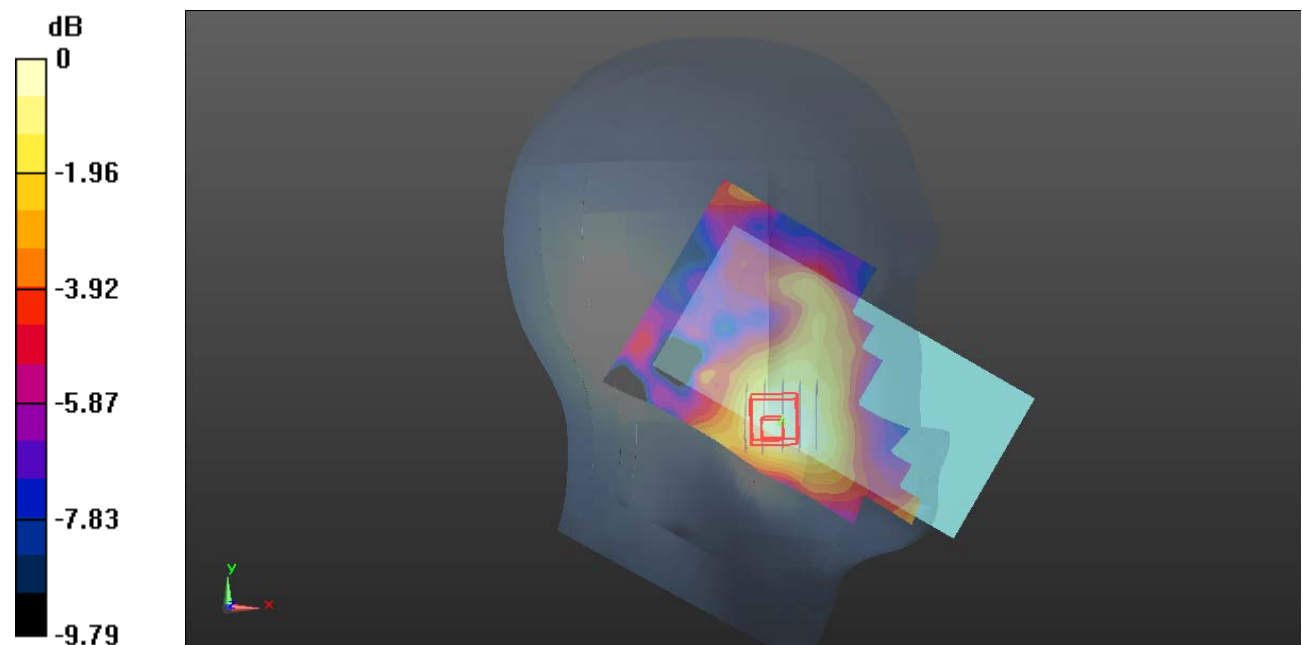
Zoom Scan (5x5x7)/Cube 0: Measurement grid: dx=8mm, dy=8mm, dz=5mm

Reference Value = 2.672 V/m; Power Drift = 0.16 dB

Peak SAR (extrapolated) = 0.0850 W/kg

SAR(1 g) = 0.056 W/kg; SAR(10 g) = 0.034 W/kg

Maximum value of SAR (measured) = 0.0745 W/kg



0 dB = 0.0745 W/kg = -11.28 dBW/kg

Plot 95#: LTE Band 7 1RB Mid_Head Left Tilt**DUT: Smart Phone; Type: X98pro; Serial: CR22090006-SA-S1**

Communication System: Generic FDD-LTE; Frequency: 2535 MHz; Duty Cycle: 1:1

Medium parameters used: $f = 2535$ MHz; $\sigma = 1.892$ S/m; $\epsilon_r = 39.104$; $\rho = 1000$ kg/m³

Phantom section: Left Section

DASY5 Configuration:

- Probe: EX3DV4 - SN7522; ConvF(7.22, 7.22, 7.22) @ 2535 MHz; Calibrated: 2022/5/6
- Sensor-Surface: 1.4mm (Mechanical Surface Detection)
- Electronics: DAE4 Sn1325; Calibrated: 2022/8/29
- Phantom: SAM 1; Type: QD000P40CC; Serial: TP:1412
- Measurement SW: DASY52, Version 52.10 (2); SEMCAD X Version 14.6.12 (7470)

Area Scan (91x151x1): Interpolated grid: dx=1.200 mm, dy=1.200 mm

Maximum value of SAR (interpolated) = 0.0975 W/kg

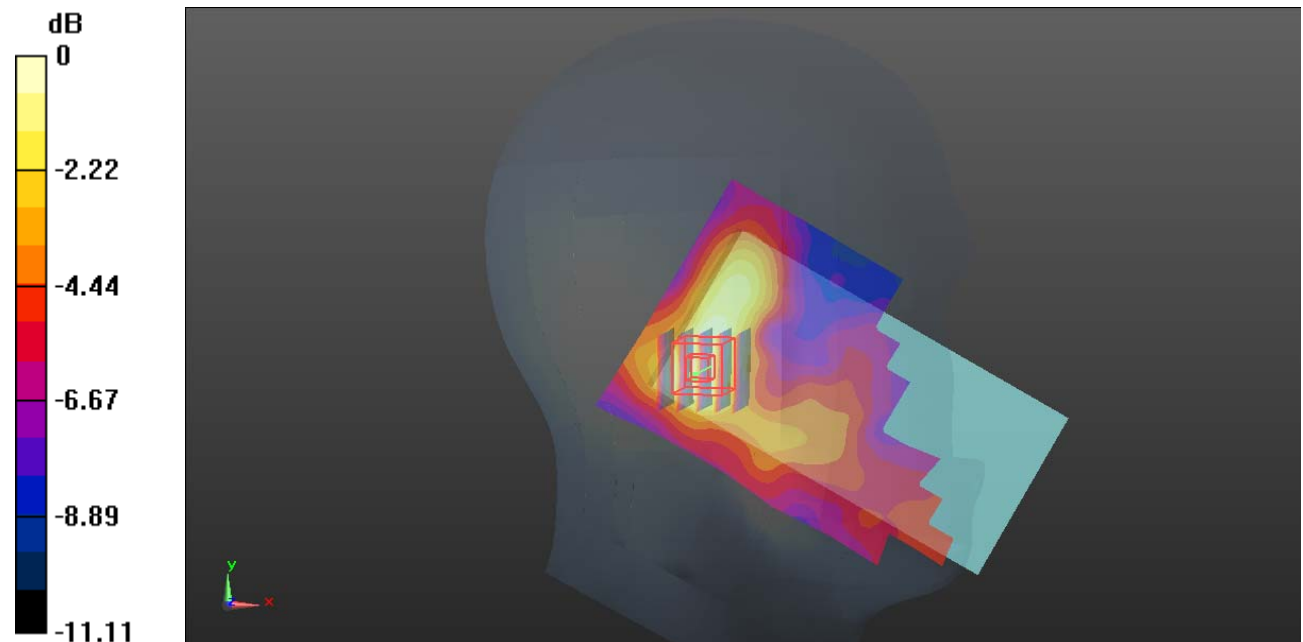
Zoom Scan (5x5x7)/Cube 0: Measurement grid: dx=8mm, dy=8mm, dz=5mm

Reference Value = 4.495 V/m; Power Drift = 0.16 dB

Peak SAR (extrapolated) = 0.101 W/kg

SAR(1 g) = 0.059 W/kg; SAR(10 g) = 0.034 W/kg

Maximum value of SAR (measured) = 0.0849 W/kg



0 dB = 0.0849 W/kg = -10.71 dBW/kg

Plot 96#: LTE Band 7 50%RB Mid_Head Left Tilt**DUT: Smart Phone; Type: X98pro; Serial: CR22090006-SA-S1**

Communication System: Generic FDD-LTE; Frequency: 2535 MHz; Duty Cycle: 1:1

Medium parameters used: $f = 2535$ MHz; $\sigma = 1.892$ S/m; $\epsilon_r = 39.104$; $\rho = 1000$ kg/m³

Phantom section: Left Section

DASY5 Configuration:

- Probe: EX3DV4 - SN7522; ConvF(7.22, 7.22, 7.22) @ 2535 MHz; Calibrated: 2022/5/6
- Sensor-Surface: 1.4mm (Mechanical Surface Detection)
- Electronics: DAE4 Sn1325; Calibrated: 2022/8/29
- Phantom: SAM 1; Type: QD000P40CC; Serial: TP:1412
- Measurement SW: DASY52, Version 52.10 (2); SEMCAD X Version 14.6.12 (7470)

Area Scan (91x151x1): Interpolated grid: dx=1.200 mm, dy=1.200 mm

Maximum value of SAR (interpolated) = 0.0779 W/kg


Zoom Scan (5x5x7)/Cube 0: Measurement grid: dx=8mm, dy=8mm, dz=5mm

Reference Value = 4.012 V/m; Power Drift = 0.20 dB

Peak SAR (extrapolated) = 0.0790 W/kg

SAR(1 g) = 0.046 W/kg; SAR(10 g) = 0.027 W/kg

Maximum value of SAR (measured) = 0.0652 W/kg



0 dB = 0.0652 W/kg = -11.86 dBW/kg

Plot 97#: LTE Band 7 1RB Mid _Head Right Check**DUT: Smart Phone; Type: X98pro; Serial: CR22090006-SA-S1**

Communication System: Generic FDD-LTE; Frequency: 2535 MHz; Duty Cycle: 1:1

Medium parameters used: $f = 2535$ MHz; $\sigma = 1.892$ S/m; $\epsilon_r = 39.104$; $\rho = 1000$ kg/m³

Phantom section: Right Section

DASY5 Configuration:

- Probe: EX3DV4 - SN7522; ConvF(7.22, 7.22, 7.22) @ 2535 MHz; Calibrated: 2022/5/6
- Sensor-Surface: 1.4mm (Mechanical Surface Detection)
- Electronics: DAE4 Sn1325; Calibrated: 2022/8/29
- Phantom: SAM 1; Type: QD000P40CC; Serial: TP:1412
- Measurement SW: DASY52, Version 52.10 (2); SEMCAD X Version 14.6.12 (7470)

Area Scan (91x161x1): Interpolated grid: dx=1.200 mm, dy=1.200 mm

Maximum value of SAR (interpolated) = 0.0679 W/kg


Zoom Scan (5x5x7)/Cube 0: Measurement grid: dx=8mm, dy=8mm, dz=5mm

Reference Value = 2.700 V/m; Power Drift = -0.17 dB

Peak SAR (extrapolated) = 0.0730 W/kg

SAR(1 g) = 0.044 W/kg; SAR(10 g) = 0.029 W/kg

Maximum value of SAR (measured) = 0.0619 W/kg



0 dB = 0.0619 W/kg = -12.08 dBW/kg

Plot 98#: LTE Band 7 50%RB Mid_Head Right Check**DUT: Smart Phone; Type: X98pro; Serial: CR22090006-SA-S1**

Communication System: Generic FDD-LTE; Frequency: 2535 MHz; Duty Cycle: 1:1

Medium parameters used: $f = 2535$ MHz; $\sigma = 1.892$ S/m; $\epsilon_r = 39.104$; $\rho = 1000$ kg/m³

Phantom section: Right Section

DASY5 Configuration:

- Probe: EX3DV4 - SN7522; ConvF(7.22, 7.22, 7.22) @ 2535 MHz; Calibrated: 2022/5/6
- Sensor-Surface: 1.4mm (Mechanical Surface Detection)
- Electronics: DAE4 Sn1325; Calibrated: 2022/8/29
- Phantom: SAM 1; Type: QD000P40CC; Serial: TP:1412
- Measurement SW: DASY52, Version 52.10 (2); SEMCAD X Version 14.6.12 (7470)

Area Scan (91x161x1): Interpolated grid: dx=1.200 mm, dy=1.200 mm

Maximum value of SAR (interpolated) = 0.0571 W/kg


Zoom Scan (5x5x7)/Cube 0: Measurement grid: dx=8mm, dy=8mm, dz=5mm

Reference Value = 2.437 V/m; Power Drift = -0.17 dB

Peak SAR (extrapolated) = 0.0620 W/kg

SAR(1 g) = 0.039 W/kg; SAR(10 g) = 0.026 W/kg

Maximum value of SAR (measured) = 0.0522 W/kg



0 dB = 0.0522 W/kg = -12.82 dBW/kg

Plot 99#: LTE Band 7 1RB Mid _Head Right Tilt**DUT: Smart Phone; Type: X98pro; Serial: CR22090006-SA-S1**

Communication System: Generic FDD-LTE; Frequency: 2535 MHz; Duty Cycle: 1:1

Medium parameters used: $f = 2535$ MHz; $\sigma = 1.892$ S/m; $\epsilon_r = 39.104$; $\rho = 1000$ kg/m³

Phantom section: Right Section

DASY5 Configuration:

- Probe: EX3DV4 - SN7522; ConvF(7.22, 7.22, 7.22) @ 2535 MHz; Calibrated: 2022/5/6
- Sensor-Surface: 1.4mm (Mechanical Surface Detection)
- Electronics: DAE4 Sn1325; Calibrated: 2022/8/29
- Phantom: SAM 1; Type: QD000P40CC; Serial: TP:1412
- Measurement SW: DASY52, Version 52.10 (2); SEMCAD X Version 14.6.12 (7470)

Area Scan (91x161x1): Interpolated grid: dx=1.200 mm, dy=1.200 mm

Maximum value of SAR (interpolated) = 0.125 W/kg


Zoom Scan (5x5x7)/Cube 0: Measurement grid: dx=8mm, dy=8mm, dz=5mm

Reference Value = 4.234 V/m; Power Drift = -0.20 dB

Peak SAR (extrapolated) = 0.155 W/kg

SAR(1 g) = 0.083 W/kg; SAR(10 g) = 0.044 W/kg

Maximum value of SAR (measured) = 0.128 W/kg



0 dB = 0.128 W/kg = -8.93 dBW/kg

Plot 100#: LTE Band 7 50%RB Mid_Head Right Tilt**DUT: Smart Phone; Type: X98pro; Serial: CR22090006-SA-S1**

Communication System: Generic FDD-LTE; Frequency: 2535 MHz; Duty Cycle: 1:1

Medium parameters used: $f = 2535$ MHz; $\sigma = 1.892$ S/m; $\epsilon_r = 39.104$; $\rho = 1000$ kg/m³

Phantom section: Right Section

DASY5 Configuration:

- Probe: EX3DV4 - SN7522; ConvF(7.22, 7.22, 7.22) @ 2535 MHz; Calibrated: 2022/5/6
- Sensor-Surface: 1.4mm (Mechanical Surface Detection)
- Electronics: DAE4 Sn1325; Calibrated: 2022/8/29
- Phantom: SAM 1; Type: QD000P40CC; Serial: TP:1412
- Measurement SW: DASY52, Version 52.10 (2); SEMCAD X Version 14.6.12 (7470)

Area Scan (91x161x1): Interpolated grid: dx=1.200 mm, dy=1.200 mm

Maximum value of SAR (interpolated) = 0.0962 W/kg


Zoom Scan (5x5x7)/Cube 0: Measurement grid: dx=8mm, dy=8mm, dz=5mm

Reference Value = 3.698 V/m; Power Drift = 0.14 dB

Peak SAR (extrapolated) = 0.120 W/kg

SAR(1 g) = 0.066 W/kg; SAR(10 g) = 0.036 W/kg

Maximum value of SAR (measured) = 0.0991 W/kg



0 dB = 0.0991 W/kg = -10.04 dBW/kg

Plot 101#: LTE Band 7 1RB Low _Body Front**DUT: Smart Phone; Type: X98pro; Serial: CR22090006-SA-S1**

Communication System: Generic FDD-LTE; Frequency: 2510 MHz; Duty Cycle: 1:1

Medium parameters used: $f = 2510$ MHz; $\sigma = 1.865$ S/m; $\epsilon_r = 39.223$; $\rho = 1000$ kg/m³

Phantom section: Flat Section

DASY5 Configuration:

- Probe: EX3DV4 - SN7522; ConvF(7.22, 7.22, 7.22) @ 2510 MHz; Calibrated: 2022/5/6
- Sensor-Surface: 1.4mm (Mechanical Surface Detection)
- Electronics: DAE4 Sn1325; Calibrated: 2022/8/29
- Phantom: SAM 1; Type: QD000P40CC; Serial: TP:1412
- Measurement SW: DASY52, Version 52.10 (2); SEMCAD X Version 14.6.12 (7470)

Area Scan (101x161x1): Interpolated grid: dx=1.200 mm, dy=1.200 mm

Maximum value of SAR (interpolated) = 1.86 W/kg

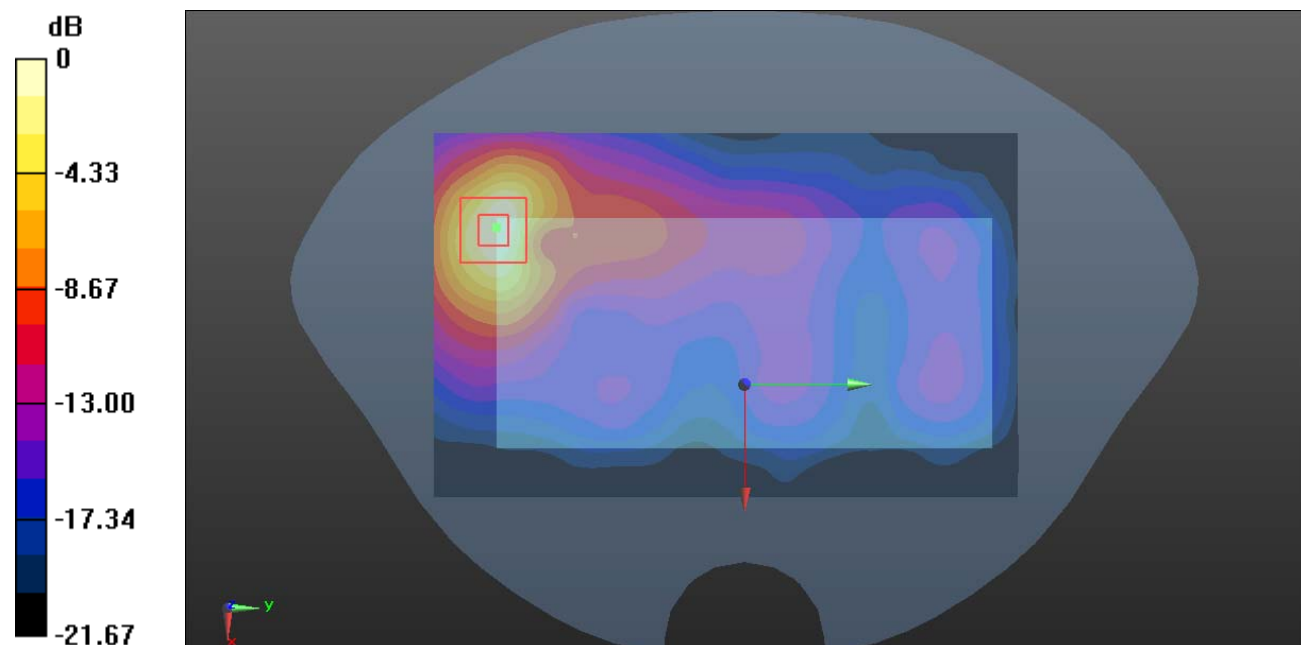
Zoom Scan (5x5x7)/Cube 0: Measurement grid: dx=8mm, dy=8mm, dz=5mm

Reference Value = 5.185 V/m; Power Drift = -0.15 dB

Peak SAR (extrapolated) = 2.41 W/kg

SAR(1 g) = 1.1 W/kg; SAR(10 g) = 0.496 W/kg

Maximum value of SAR (measured) = 1.92 W/kg



0 dB = 1.92 W/kg = 2.83 dBW/kg

Plot 102#: LTE Band 7 1RB Mid_Body Front**DUT: Smart Phone; Type: X98pro; Serial: CR22090006-SA-S1**

Communication System: Generic FDD-LTE; Frequency: 2535 MHz; Duty Cycle: 1:1

Medium parameters used: $f = 2535$ MHz; $\sigma = 1.892$ S/m; $\epsilon_r = 39.104$; $\rho = 1000$ kg/m³

Phantom section: Flat Section

DASY5 Configuration:

- Probe: EX3DV4 - SN7522; ConvF(7.22, 7.22, 7.22) @ 2535 MHz; Calibrated: 2022/5/6
- Sensor-Surface: 1.4mm (Mechanical Surface Detection)
- Electronics: DAE4 Sn1325; Calibrated: 2022/8/29
- Phantom: SAM 1; Type: QD000P40CC; Serial: TP:1412
- Measurement SW: DASY52, Version 52.10 (2); SEMCAD X Version 14.6.12 (7470)

Area Scan (101x161x1): Interpolated grid: dx=1.200 mm, dy=1.200 mm

Maximum value of SAR (interpolated) = 1.77 W/kg

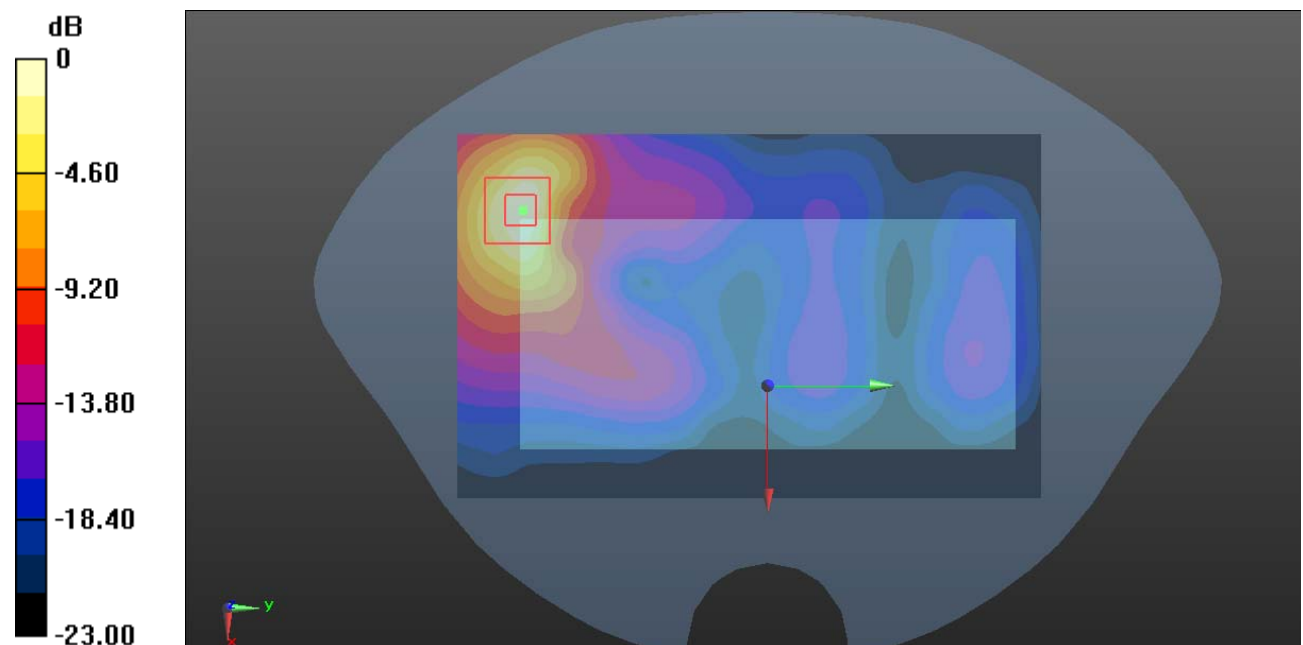
Zoom Scan (5x5x7)/Cube 0: Measurement grid: dx=8mm, dy=8mm, dz=5mm

Reference Value = 2.331 V/m; Power Drift = 0.16 dB

Peak SAR (extrapolated) = 2.13 W/kg

SAR(1 g) = 0.988 W/kg; SAR(10 g) = 0.447 W/kg

Maximum value of SAR (measured) = 1.70 W/kg



0 dB = 1.70 W/kg = 2.30 dBW/kg

Plot 103#: LTE Band 7 1RB High _Body Front**DUT: Smart Phone; Type: X98pro; Serial: CR22090006-SA-S1**

Communication System: Generic FDD-LTE; Frequency: 2560 MHz; Duty Cycle: 1:1

Medium parameters used: $f = 2560$ MHz; $\sigma = 1.943$ S/m; $\epsilon_r = 39.057$; $\rho = 1000$ kg/m³

Phantom section: Flat Section

DASY5 Configuration:

- Probe: EX3DV4 - SN7522; ConvF(7.02, 7.02, 7.02) @ 2560 MHz; Calibrated: 2022/5/6
- Sensor-Surface: 1.4mm (Mechanical Surface Detection)
- Electronics: DAE4 Sn1325; Calibrated: 2022/8/29
- Phantom: SAM 1; Type: QD000P40CC; Serial: TP:1412
- Measurement SW: DASY52, Version 52.10 (2); SEMCAD X Version 14.6.12 (7470)

Area Scan (101x161x1): Interpolated grid: dx=1.200 mm, dy=1.200 mm

Maximum value of SAR (interpolated) = 2.27 W/kg

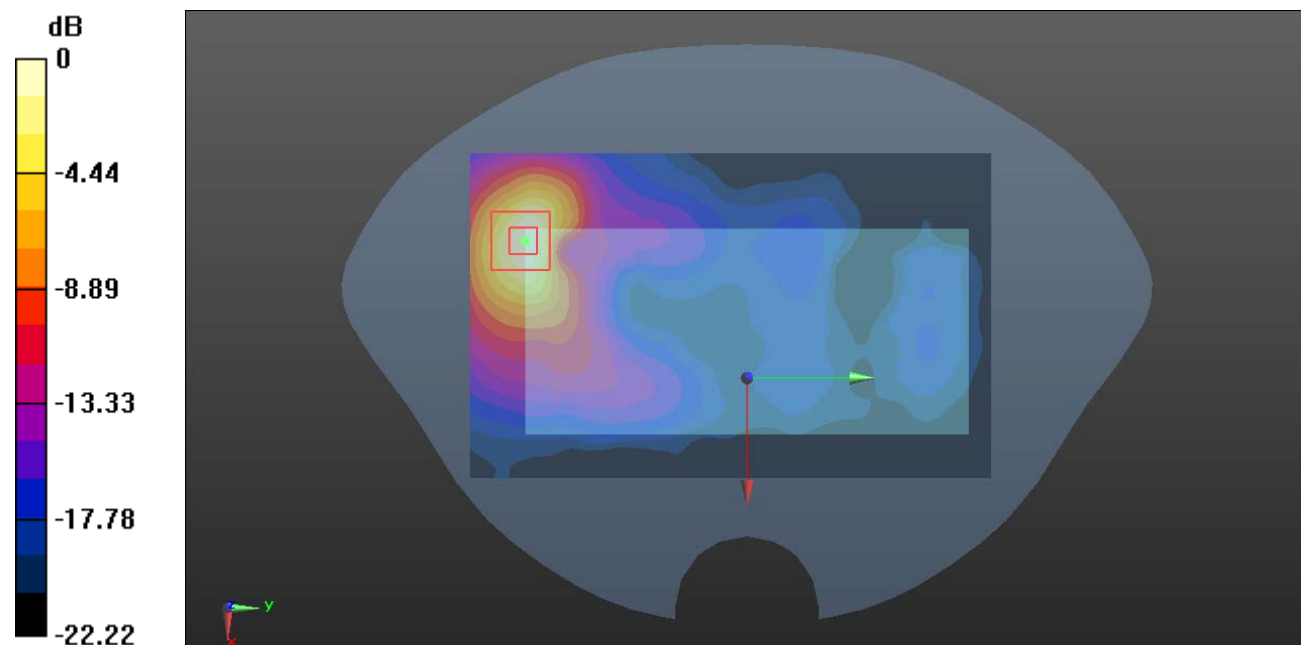
Zoom Scan (5x5x7)/Cube 0: Measurement grid: dx=8mm, dy=8mm, dz=5mm

Reference Value = 3.473 V/m; Power Drift = -0.12 dB

Peak SAR (extrapolated) = 2.88 W/kg

SAR(1 g) = 1.13 W/kg; SAR(10 g) = 0.543 W/kg

Maximum value of SAR (measured) = 2.29 W/kg



0 dB = 2.29 W/kg = 3.60 dBW/kg

Plot 104#: LTE Band 7 50%RB Mid _Body Front**DUT: Smart Phone; Type: X98pro; Serial: CR22090006-SA-S1**

Communication System: Generic FDD-LTE; Frequency: 2535 MHz; Duty Cycle: 1:1

Medium parameters used: $f = 2535$ MHz; $\sigma = 1.892$ S/m; $\epsilon_r = 39.104$; $\rho = 1000$ kg/m³

Phantom section: Flat Section

DASY5 Configuration:

- Probe: EX3DV4 - SN7522; ConvF(7.22, 7.22, 7.22) @ 2535 MHz; Calibrated: 2022/5/6
- Sensor-Surface: 1.4mm (Mechanical Surface Detection)
- Electronics: DAE4 Sn1325; Calibrated: 2022/8/29
- Phantom: SAM 1; Type: QD000P40CC; Serial: TP:1412
- Measurement SW: DASY52, Version 52.10 (2); SEMCAD X Version 14.6.12 (7470)

Area Scan (101x161x1): Interpolated grid: dx=1.200 mm, dy=1.200 mm

Maximum value of SAR (interpolated) = 1.40 W/kg

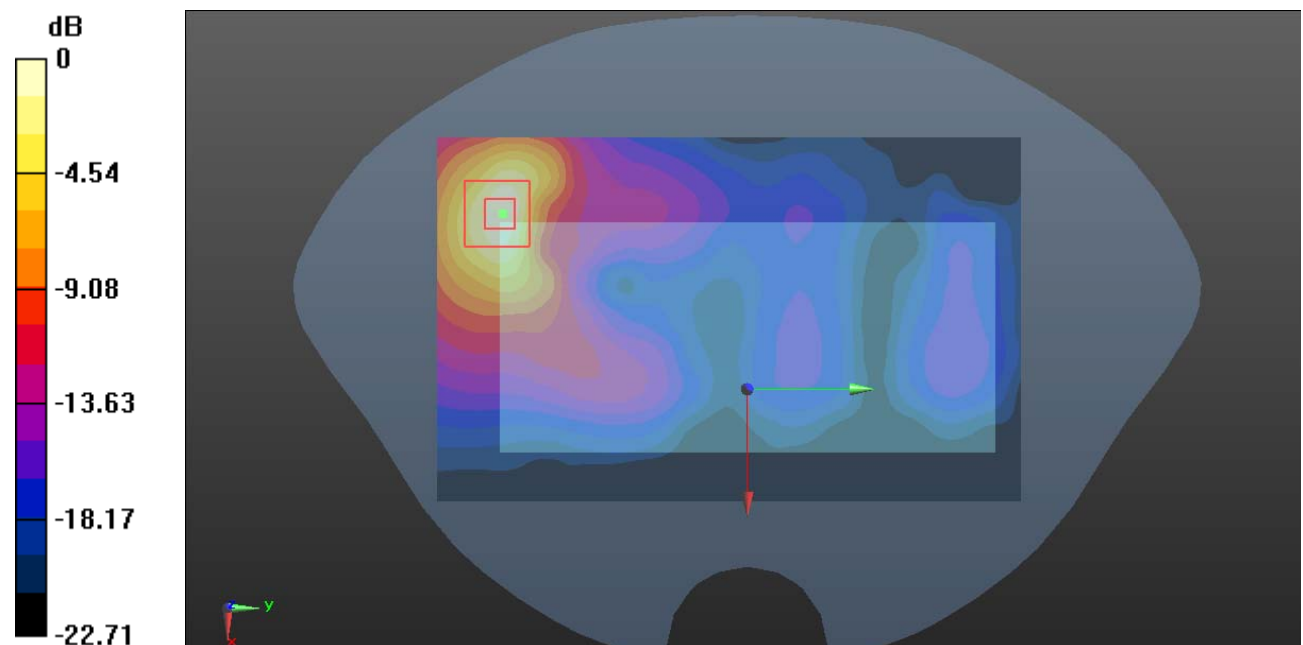
Zoom Scan (5x5x7)/Cube 0: Measurement grid: dx=8mm, dy=8mm, dz=5mm

Reference Value = 2.767 V/m; Power Drift = 0.12 dB

Peak SAR (extrapolated) = 1.71 W/kg

SAR(1 g) = 0.784 W/kg; SAR(10 g) = 0.354 W/kg

Maximum value of SAR (measured) = 1.36 W/kg



0 dB = 1.36 W/kg = 1.34 dBW/kg

Plot 105#: LTE Band 7 100%RB_Mid_Body Front**DUT: Smart Phone; Type: X98pro; Serial: CR22090006-SA-S1**

Communication System: Generic FDD-LTE; Frequency: 2535 MHz; Duty Cycle: 1:1

Medium parameters used: $f = 2535$ MHz; $\sigma = 1.892$ S/m; $\epsilon_r = 39.104$; $\rho = 1000$ kg/m³

Phantom section: Flat Section

DASY5 Configuration:

- Probe: EX3DV4 - SN7522; ConvF(7.22, 7.22, 7.22) @ 2535 MHz; Calibrated: 2022/5/6
- Sensor-Surface: 1.4mm (Mechanical Surface Detection)
- Electronics: DAE4 Sn1325; Calibrated: 2022/8/29
- Phantom: SAM 1; Type: QD000P40CC; Serial: TP:1412
- Measurement SW: DASY52, Version 52.10 (2); SEMCAD X Version 14.6.12 (7470)

Area Scan (101x161x1): Interpolated grid: dx=1.200 mm, dy=1.200 mm

Maximum value of SAR (interpolated) = 1.21 W/kg

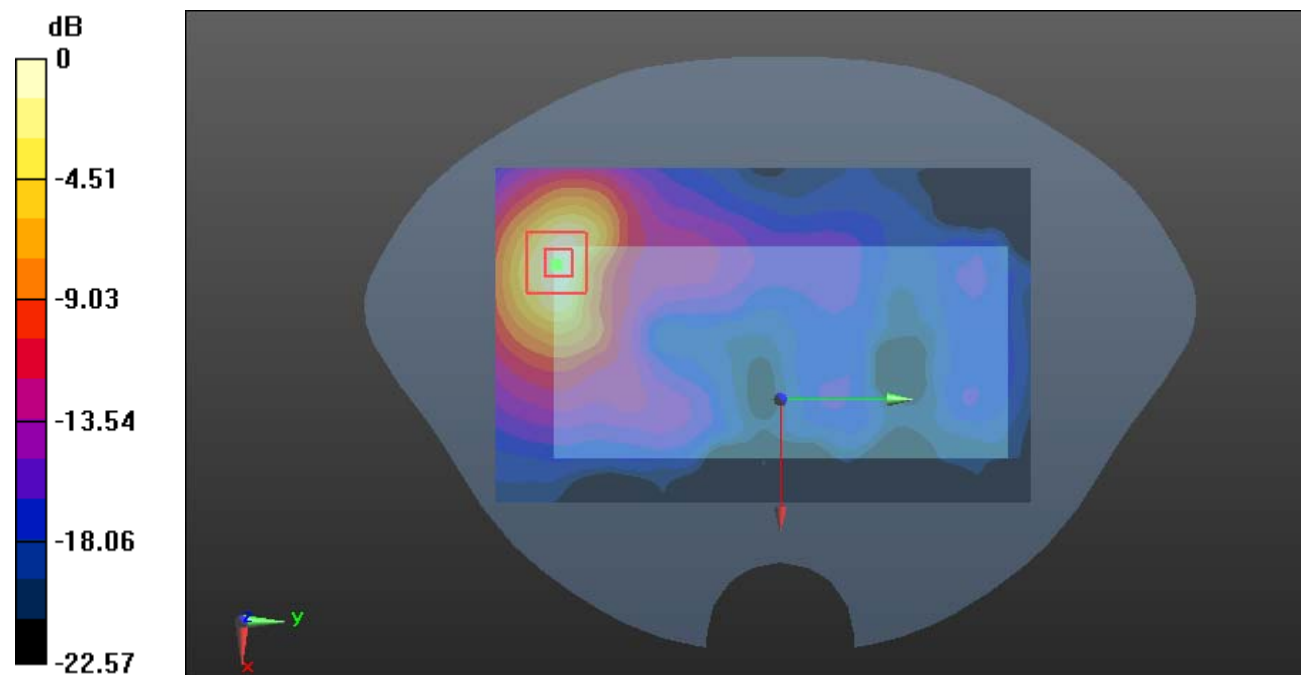
Zoom Scan (5x5x7)/Cube 0: Measurement grid: dx=8mm, dy=8mm, dz=5mm

Reference Value = 2.748 V/m; Power Drift = -0.17 dB

Peak SAR (extrapolated) = 1.45 W/kg

SAR(1 g) = 0.691 W/kg; SAR(10 g) = 0.316 W/kg

Maximum value of SAR (measured) = 1.15 W/kg



0 dB = 1.15 W/kg = 0.61 dBW/kg

Plot 106#: LTE Band 7 1RB Low _Body Back**DUT: Smart Phone; Type: X98pro; Serial: CR22090006-SA-S1**

Communication System: Generic FDD-LTE; Frequency: 2510 MHz; Duty Cycle: 1:1

Medium parameters used: $f = 2510$ MHz; $\sigma = 1.865$ S/m; $\epsilon_r = 39.223$; $\rho = 1000$ kg/m³

Phantom section: Flat Section

DASY5 Configuration:

- Probe: EX3DV4 - SN7522; ConvF(7.22, 7.22, 7.22) @ 2510 MHz; Calibrated: 2022/5/6
- Sensor-Surface: 1.4mm (Mechanical Surface Detection)
- Electronics: DAE4 Sn1325; Calibrated: 2022/8/29
- Phantom: SAM 1; Type: QD000P40CC; Serial: TP:1412
- Measurement SW: DASY52, Version 52.10 (2); SEMCAD X Version 14.6.12 (7470)

Area Scan (91x161x1): Interpolated grid: dx=1.200 mm, dy=1.200 mm

Maximum value of SAR (interpolated) = 1.33 W/kg

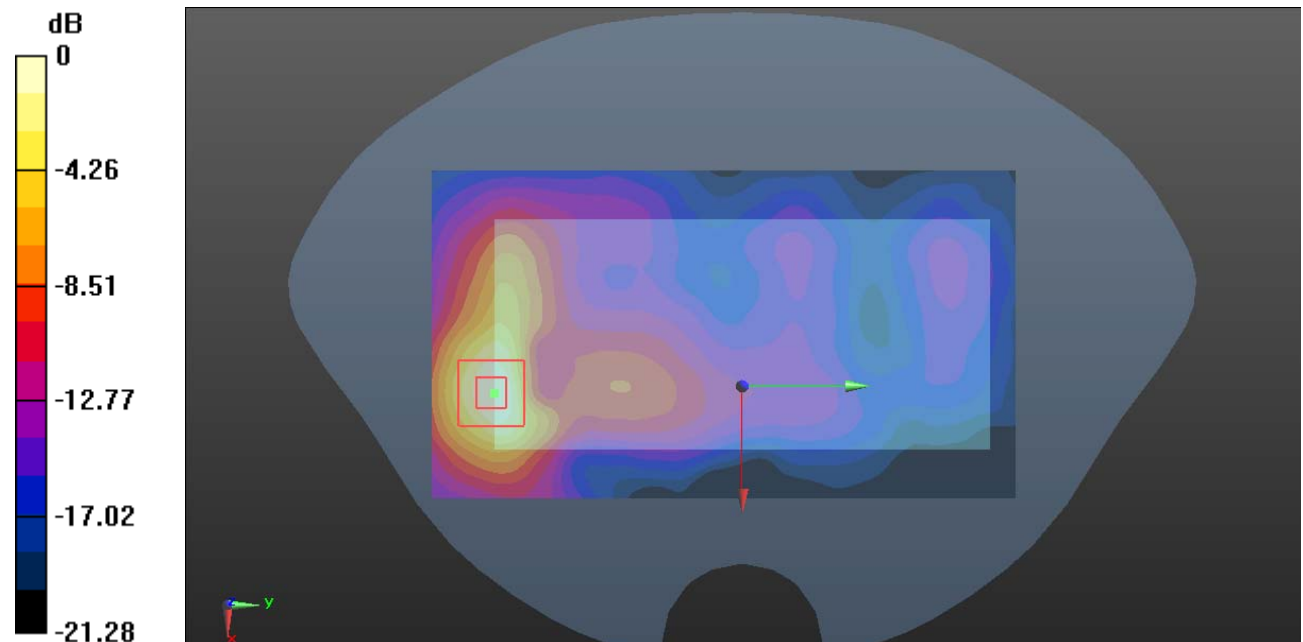
Zoom Scan (5x5x7)/Cube 0: Measurement grid: dx=8mm, dy=8mm, dz=5mm

Reference Value = 4.172 V/m; Power Drift = -0.19 dB

Peak SAR (extrapolated) = 1.53 W/kg

SAR(1 g) = 0.752 W/kg; SAR(10 g) = 0.346 W/kg

Maximum value of SAR (measured) = 1.24 W/kg



0 dB = 1.24 W/kg = 0.93 dBW/kg

Plot 107#: LTE Band 7 1RB Mid _Body Back**DUT: Smart Phone; Type: X98pro; Serial: CR22090006-SA-S1**

Communication System: Generic FDD-LTE; Frequency: 2535 MHz; Duty Cycle: 1:1

Medium parameters used: $f = 2535$ MHz; $\sigma = 1.892$ S/m; $\epsilon_r = 39.104$; $\rho = 1000$ kg/m³

Phantom section: Flat Section

DASY5 Configuration:

- Probe: EX3DV4 - SN7522; ConvF(7.22, 7.22, 7.22) @ 2535 MHz; Calibrated: 2022/5/6
- Sensor-Surface: 1.4mm (Mechanical Surface Detection)
- Electronics: DAE4 Sn1325; Calibrated: 2022/8/29
- Phantom: SAM 1; Type: QD000P40CC; Serial: TP:1412
- Measurement SW: DASY52, Version 52.10 (2); SEMCAD X Version 14.6.12 (7470)

Area Scan (91x161x1): Interpolated grid: dx=1.200 mm, dy=1.200 mm

Maximum value of SAR (interpolated) = 1.48 W/kg

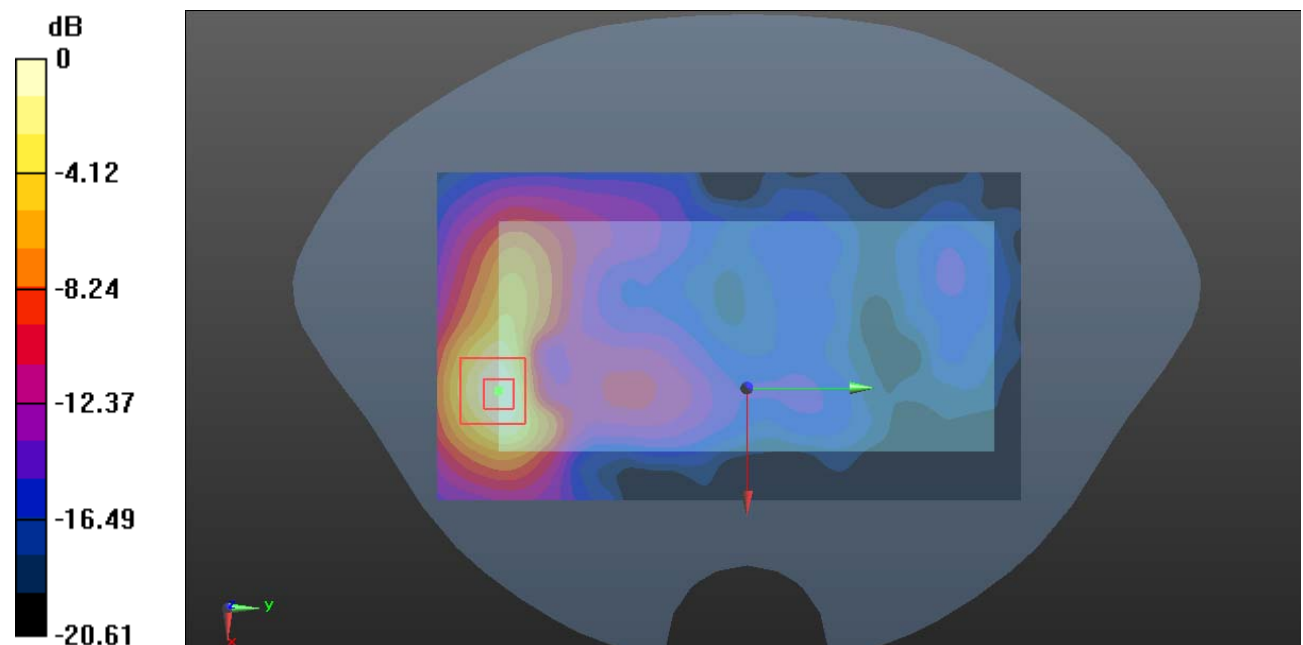
Zoom Scan (5x5x7)/Cube 0: Measurement grid: dx=8mm, dy=8mm, dz=5mm

Reference Value = 3.382 V/m; Power Drift = -0.08 dB

Peak SAR (extrapolated) = 1.70 W/kg

SAR(1 g) = 0.837 W/kg; SAR(10 g) = 0.383 W/kg

Maximum value of SAR (measured) = 1.36 W/kg



0 dB = 1.36 W/kg = 1.34 dBW/kg

Plot 108#: LTE Band 7 1RB High_Body Back**DUT: Smart Phone; Type: X98pro; Serial: CR22090006-SA-S1**

Communication System: Generic FDD-LTE; Frequency: 2560 MHz; Duty Cycle: 1:1

Medium parameters used: $f = 2560$ MHz; $\sigma = 1.943$ S/m; $\epsilon_r = 39.057$; $\rho = 1000$ kg/m³

Phantom section: Flat Section

DASY5 Configuration:

- Probe: EX3DV4 - SN7522; ConvF(7.02, 7.02, 7.02) @ 2560 MHz; Calibrated: 2022/5/6
- Sensor-Surface: 1.4mm (Mechanical Surface Detection)
- Electronics: DAE4 Sn1325; Calibrated: 2022/8/29
- Phantom: SAM 1; Type: QD000P40CC; Serial: TP:1412
- Measurement SW: DASY52, Version 52.10 (2); SEMCAD X Version 14.6.12 (7470)

Area Scan (91x161x1): Interpolated grid: dx=1.200 mm, dy=1.200 mm

Maximum value of SAR (interpolated) = 1.72 W/kg

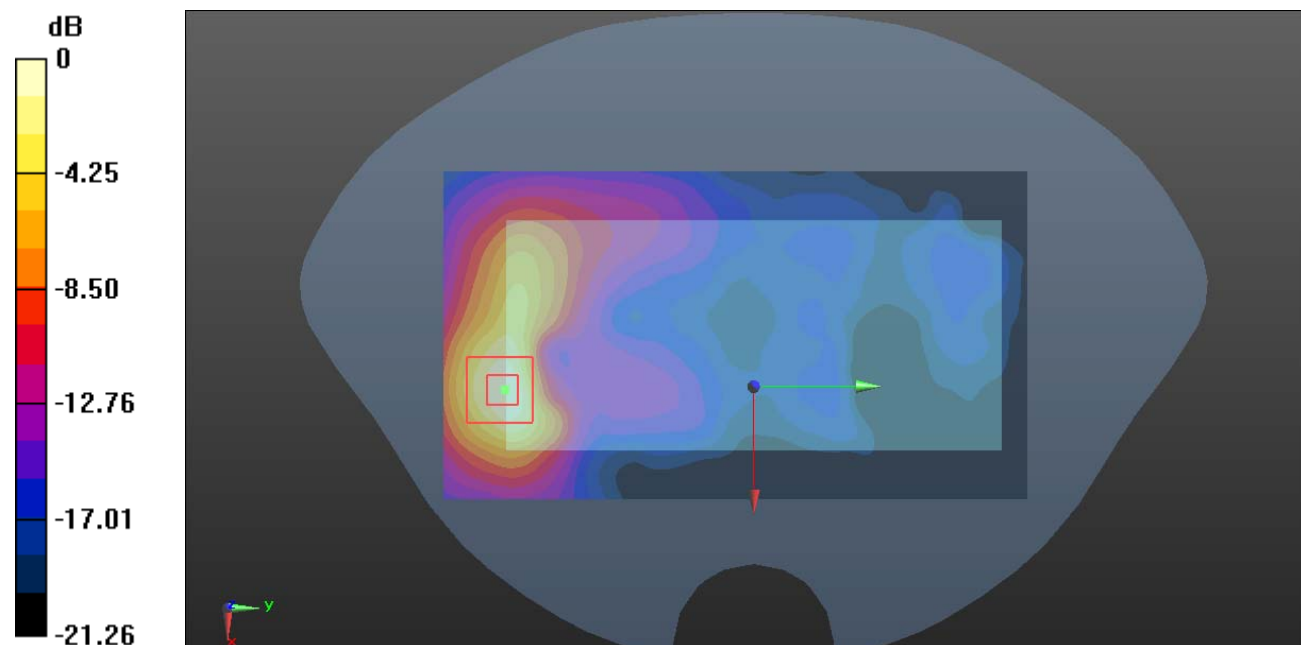
Zoom Scan (5x5x7)/Cube 0: Measurement grid: dx=8mm, dy=8mm, dz=5mm

Reference Value = 2.899 V/m; Power Drift = 0.14 dB

Peak SAR (extrapolated) = 2.02 W/kg

SAR(1 g) = 0.985 W/kg; SAR(10 g) = 0.447 W/kg

Maximum value of SAR (measured) = 1.63 W/kg



0 dB = 1.63 W/kg = 2.12 dBW/kg

Plot 109#: LTE Band 7 50%RB Mid_Body Back**DUT: Smart Phone; Type: X98pro; Serial: CR22090006-SA-S1**

Communication System: Generic FDD-LTE; Frequency: 2535 MHz; Duty Cycle: 1:1

Medium parameters used: $f = 2535$ MHz; $\sigma = 1.892$ S/m; $\epsilon_r = 39.104$; $\rho = 1000$ kg/m³

Phantom section: Flat Section

DASY5 Configuration:

- Probe: EX3DV4 - SN7522; ConvF(7.22, 7.22, 7.22) @ 2535 MHz; Calibrated: 2022/5/6
- Sensor-Surface: 1.4mm (Mechanical Surface Detection)
- Electronics: DAE4 Sn1325; Calibrated: 2022/8/29
- Phantom: SAM 1; Type: QD000P40CC; Serial: TP:1412
- Measurement SW: DASY52, Version 52.10 (2); SEMCAD X Version 14.6.12 (7470)

Area Scan (91x161x1): Interpolated grid: dx=1.200 mm, dy=1.200 mm

Maximum value of SAR (interpolated) = 1.38 W/kg

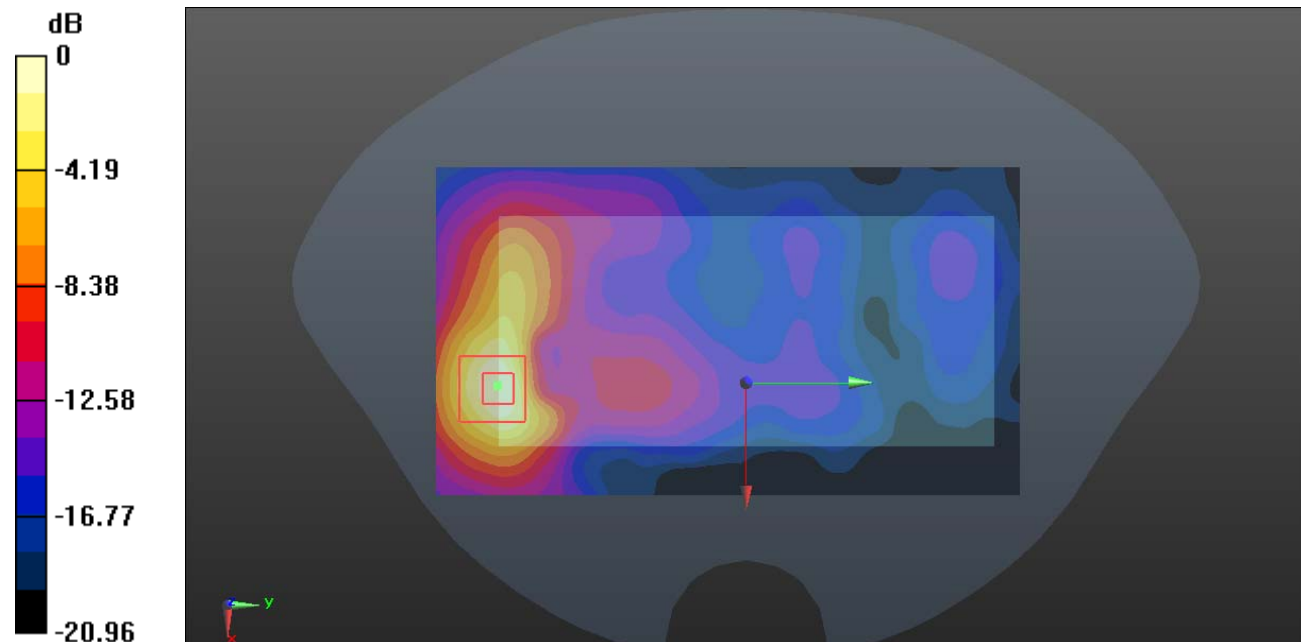
Zoom Scan (5x5x7)/Cube 0: Measurement grid: dx=8mm, dy=8mm, dz=5mm

Reference Value = 3.323 V/m; Power Drift = -0.10 dB

Peak SAR (extrapolated) = 1.64 W/kg

SAR(1 g) = 0.698 W/kg; SAR(10 g) = 0.323 W/kg

Maximum value of SAR (measured) = 1.32 W/kg



0 dB = 1.32 W/kg = 1.21 dBW/kg

Plot 110#: LTE Band 7 100%RB Mid_Body Back**DUT: Smart Phone; Type: X98pro; Serial: CR22090006-SA-S1**

Communication System: Generic FDD-LTE; Frequency: 2535 MHz; Duty Cycle: 1:1

Medium parameters used: $f = 2535$ MHz; $\sigma = 1.892$ S/m; $\epsilon_r = 39.104$; $\rho = 1000$ kg/m³

Phantom section: Flat Section

DASY5 Configuration:

- Probe: EX3DV4 - SN7522; ConvF(7.22, 7.22, 7.22) @ 2535 MHz; Calibrated: 2022/5/6
- Sensor-Surface: 1.4mm (Mechanical Surface Detection)
- Electronics: DAE4 Sn1325; Calibrated: 2022/8/29
- Phantom: SAM 1; Type: QD000P40CC; Serial: TP:1412
- Measurement SW: DASY52, Version 52.10 (2); SEMCAD X Version 14.6.12 (7470)

Area Scan (91x161x1): Interpolated grid: dx=1.200 mm, dy=1.200 mm

Maximum value of SAR (interpolated) = 1.08 W/kg

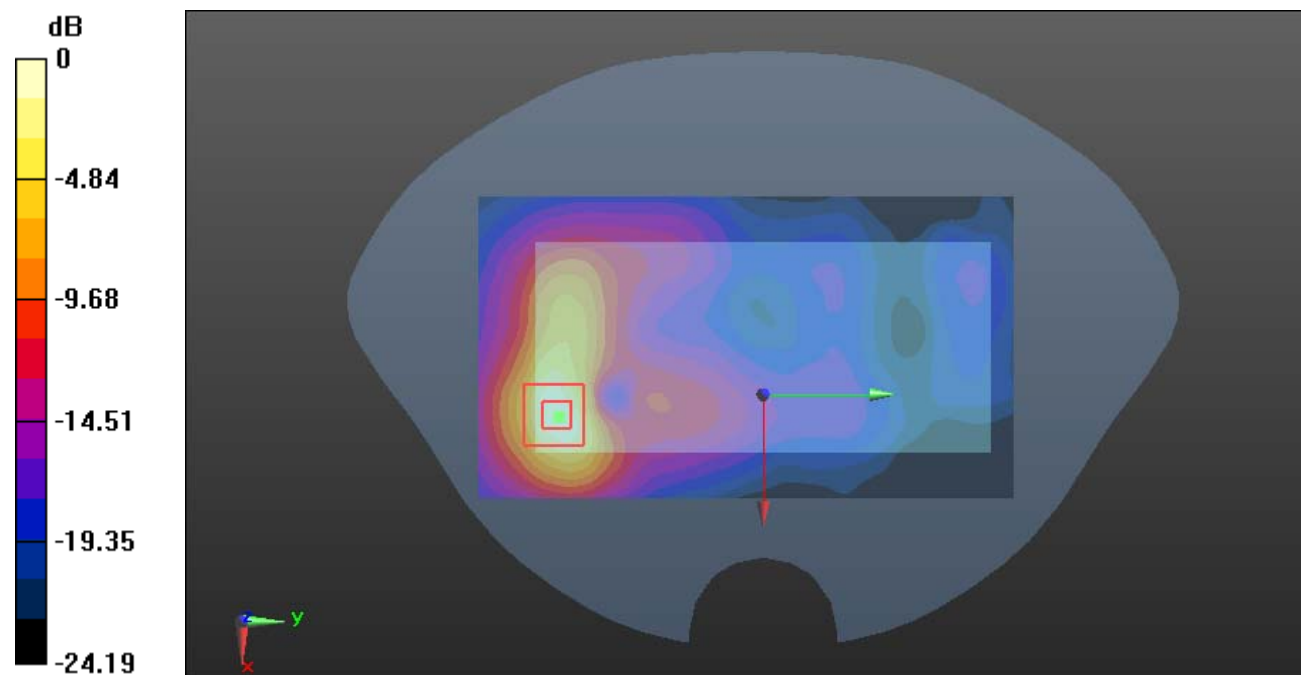
Zoom Scan (5x5x7)/Cube 0: Measurement grid: dx=8mm, dy=8mm, dz=5mm

Reference Value = 3.558 V/m; Power Drift = -0.18 dB

Peak SAR (extrapolated) = 1.48 W/kg

SAR(1 g) = 0.617 W/kg; SAR(10 g) = 0.310 W/kg

Maximum value of SAR (measured) = 1.18 W/kg



0 dB = 1.18 W/kg = 0.72 dBW/kg

Plot 111#: LTE Band 7 1RB Mid_Body Left**DUT: Smart Phone; Type: X98pro; Serial: CR22090006-SA-S1**

Communication System: Generic FDD-LTE; Frequency: 2535 MHz; Duty Cycle: 1:1

Medium parameters used: $f = 2535$ MHz; $\sigma = 1.892$ S/m; $\epsilon_r = 39.104$; $\rho = 1000$ kg/m³

Phantom section: Flat Section

DASY5 Configuration:

- Probe: EX3DV4 - SN7522; ConvF(7.22, 7.22, 7.22) @ 2535 MHz; Calibrated: 2022/5/6
- Sensor-Surface: 1.4mm (Mechanical Surface Detection)
- Electronics: DAE4 Sn1325; Calibrated: 2022/8/29
- Phantom: SAM 1; Type: QD000P40CC; Serial: TP:1412
- Measurement SW: DASY52, Version 52.10 (2); SEMCAD X Version 14.6.12 (7470)

Area Scan (51x171x1): Interpolated grid: dx=1.200 mm, dy=1.200 mm

Maximum value of SAR (interpolated) = 0.455 W/kg

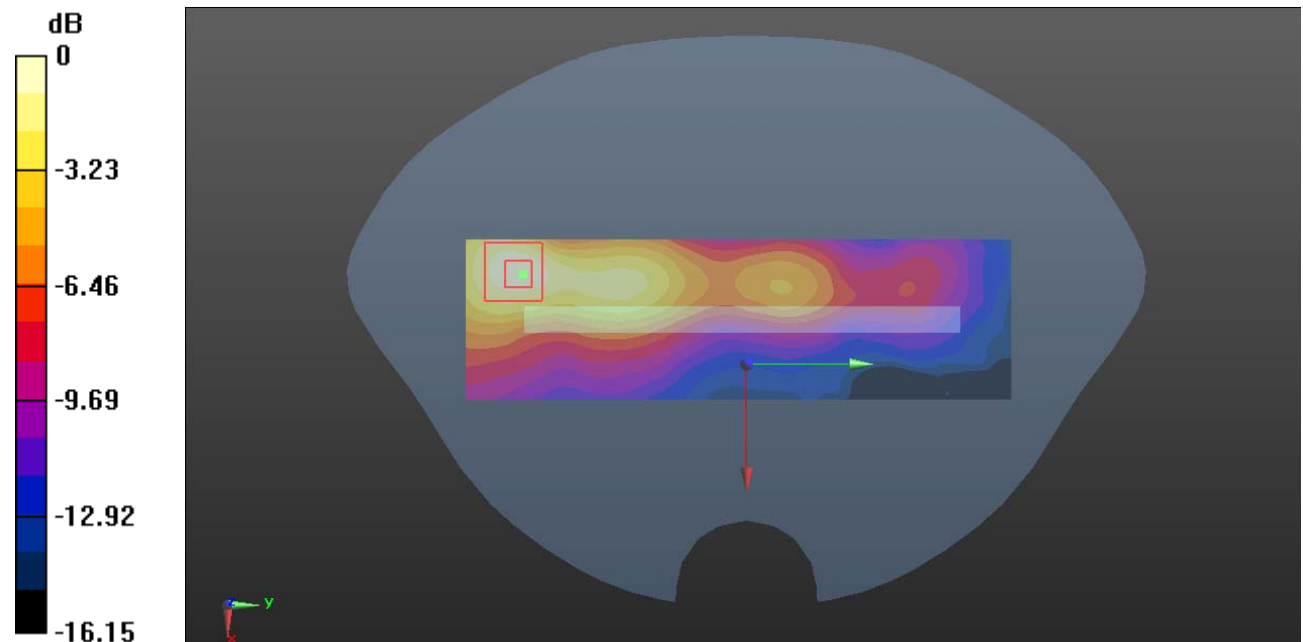
Zoom Scan (5x5x7)/Cube 0: Measurement grid: dx=8mm, dy=8mm, dz=5mm

Reference Value = 5.472 V/m; Power Drift = 0.20 dB

Peak SAR (extrapolated) = 0.568 W/kg

SAR(1 g) = 0.287 W/kg; SAR(10 g) = 0.149 W/kg

Maximum value of SAR (measured) = 0.463 W/kg



0 dB = 0.463 W/kg = -3.34 dBW/kg

Plot 112#: LTE Band 7 50%RB Mid_Body Left**DUT: Smart Phone; Type: X98pro; Serial: CR22090006-SA-S1**

Communication System: Generic FDD-LTE; Frequency: 2535 MHz; Duty Cycle: 1:1

Medium parameters used: $f = 2535$ MHz; $\sigma = 1.892$ S/m; $\epsilon_r = 39.104$; $\rho = 1000$ kg/m³

Phantom section: Flat Section

DASY5 Configuration:

- Probe: EX3DV4 - SN7522; ConvF(7.22, 7.22, 7.22) @ 2535 MHz; Calibrated: 2022/5/6
- Sensor-Surface: 1.4mm (Mechanical Surface Detection)
- Electronics: DAE4 Sn1325; Calibrated: 2022/8/29
- Phantom: SAM 1; Type: QD000P40CC; Serial: TP:1412
- Measurement SW: DASY52, Version 52.10 (2); SEMCAD X Version 14.6.12 (7470)

Area Scan (51x171x1): Interpolated grid: dx=1.200 mm, dy=1.200 mm

Maximum value of SAR (interpolated) = 0.467 W/kg

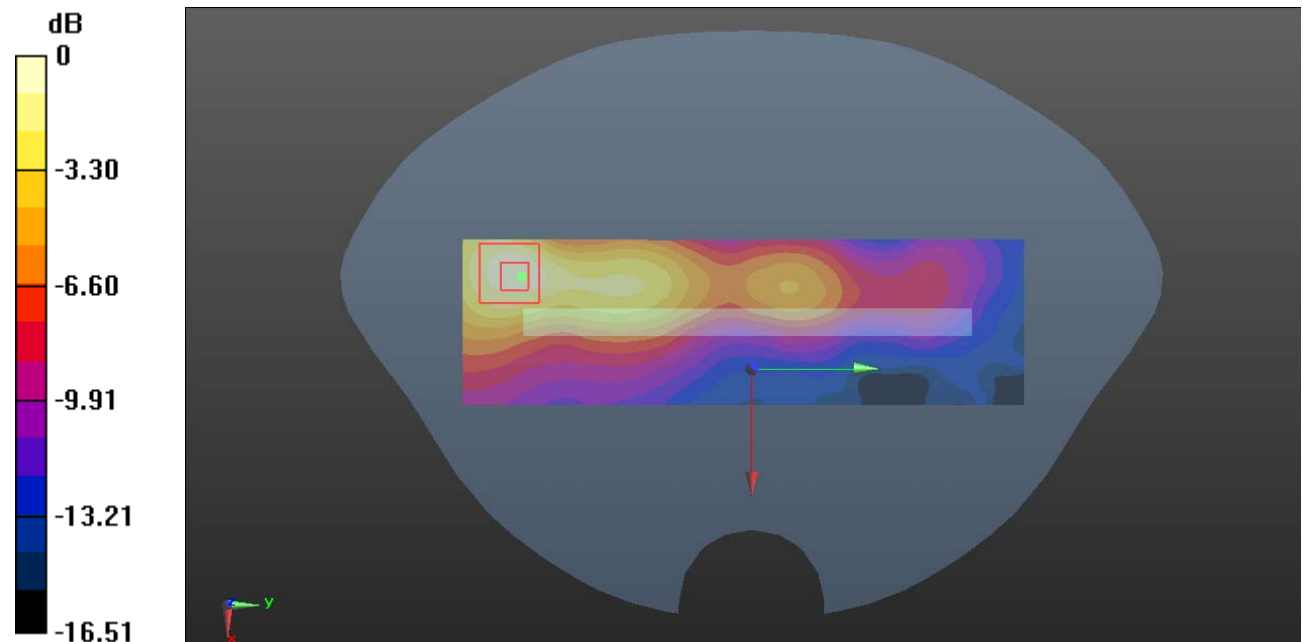
Zoom Scan (5x5x7)/Cube 0: Measurement grid: dx=8mm, dy=8mm, dz=5mm

Reference Value = 5.487 V/m; Power Drift = 0.16 dB

Peak SAR (extrapolated) = 0.593 W/kg

SAR(1 g) = 0.299 W/kg; SAR(10 g) = 0.155 W/kg

Maximum value of SAR (measured) = 0.485 W/kg



0 dB = 0.485 W/kg = -3.14 dBW/kg

Plot 113#: LTE Band 7 1RB Mid_Body Right**DUT: Smart Phone; Type: X98pro; Serial: CR22090006-SA-S1**

Communication System: Generic FDD-LTE; Frequency: 2535 MHz; Duty Cycle: 1:1

Medium parameters used: $f = 2535$ MHz; $\sigma = 1.892$ S/m; $\epsilon_r = 39.104$; $\rho = 1000$ kg/m³

Phantom section: Flat Section

DASY5 Configuration:

- Probe: EX3DV4 - SN7522; ConvF(7.22, 7.22, 7.22) @ 2535 MHz; Calibrated: 2022/5/6
- Sensor-Surface: 1.4mm (Mechanical Surface Detection)
- Electronics: DAE4 Sn1325; Calibrated: 2022/8/29
- Phantom: SAM 1; Type: QD000P40CC; Serial: TP:1412
- Measurement SW: DASY52, Version 52.10 (2); SEMCAD X Version 14.6.12 (7470)

Area Scan (51x171x1): Interpolated grid: dx=1.200 mm, dy=1.200 mm

Maximum value of SAR (interpolated) = 0.0562 W/kg

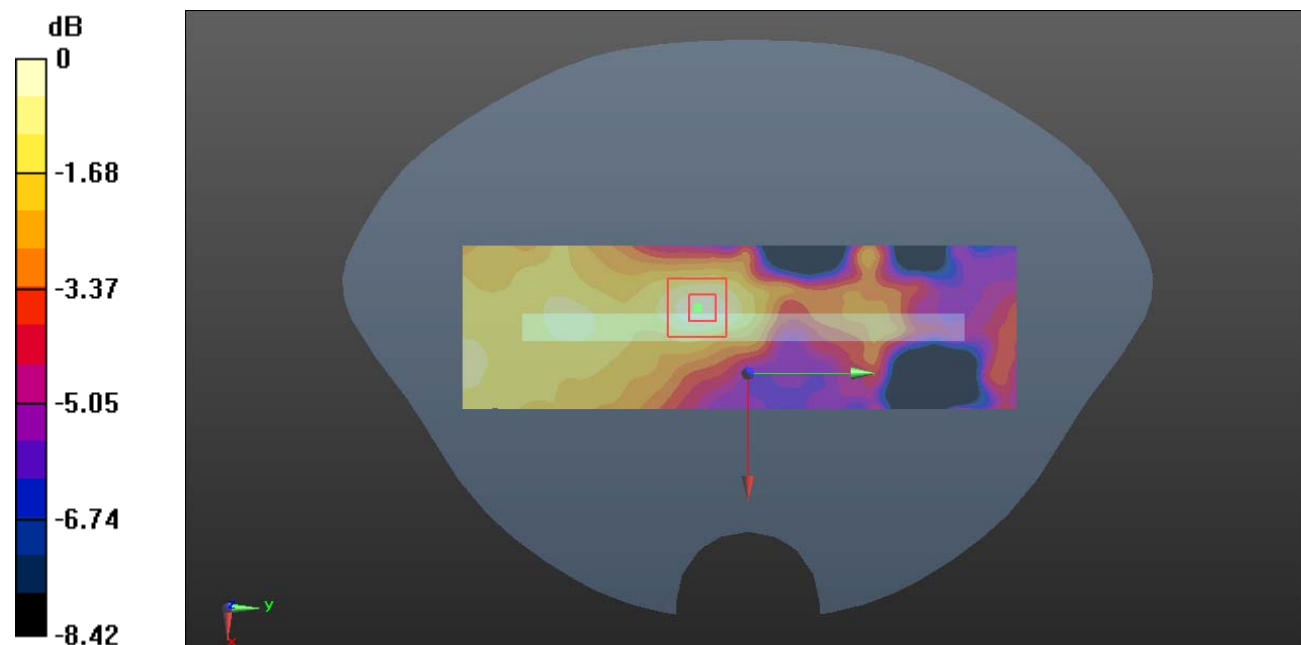
Zoom Scan (5x5x7)/Cube 0: Measurement grid: dx=8mm, dy=8mm, dz=5mm

Reference Value = 3.954 V/m; Power Drift = 0.13 dB

Peak SAR (extrapolated) = 0.0710 W/kg

SAR(1 g) = 0.038 W/kg; SAR(10 g) = 0.023 W/kg

Maximum value of SAR (measured) = 0.0585 W/kg



0 dB = 0.0585 W/kg = -12.33 dBW/kg

Plot 114#: LTE Band 7 50%RB Mid_Body Right**DUT: Smart Phone; Type: X98pro; Serial: CR22090006-SA-S1**

Communication System: Generic FDD-LTE; Frequency: 2535 MHz; Duty Cycle: 1:1

Medium parameters used: $f = 2535$ MHz; $\sigma = 1.892$ S/m; $\epsilon_r = 39.104$; $\rho = 1000$ kg/m³

Phantom section: Flat Section

DASY5 Configuration:

- Probe: EX3DV4 - SN7522; ConvF(7.22, 7.22, 7.22) @ 2535 MHz; Calibrated: 2022/5/6
- Sensor-Surface: 1.4mm (Mechanical Surface Detection)
- Electronics: DAE4 Sn1325; Calibrated: 2022/8/29
- Phantom: SAM 1; Type: QD000P40CC; Serial: TP:1412
- Measurement SW: DASY52, Version 52.10 (2); SEMCAD X Version 14.6.12 (7470)

Area Scan (51x171x1): Interpolated grid: dx=1.200 mm, dy=1.200 mm

Maximum value of SAR (interpolated) = 0.0695 W/kg

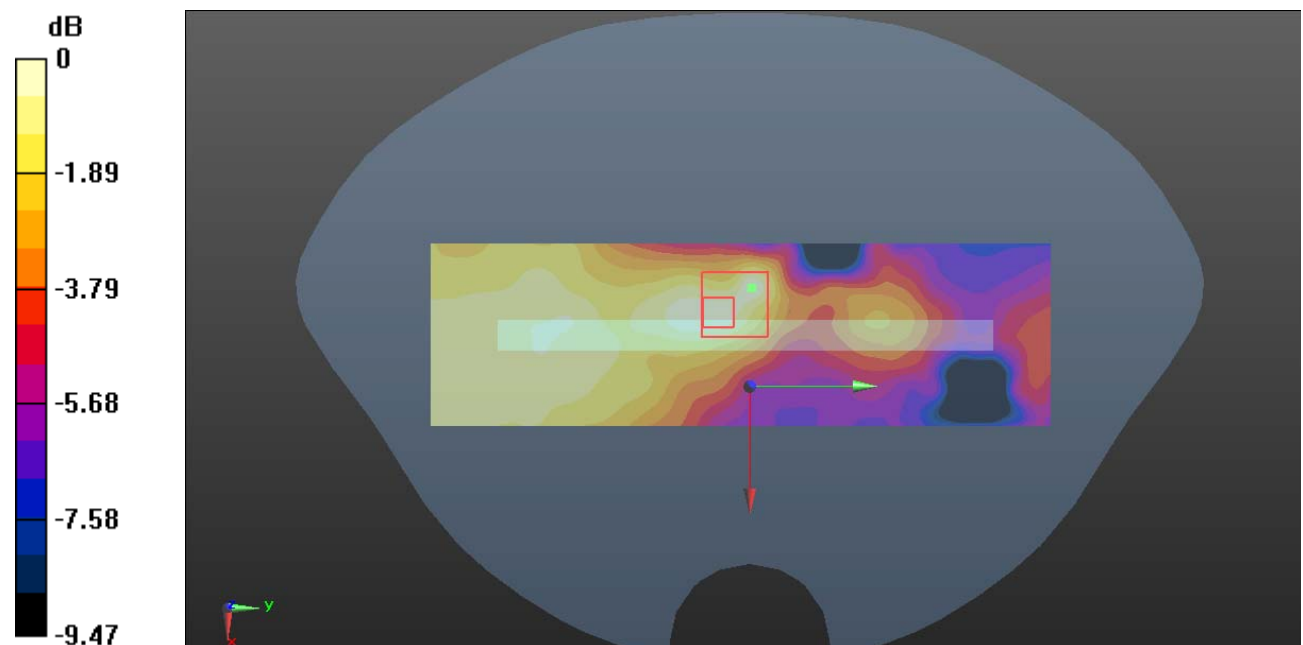
Zoom Scan (5x5x7)/Cube 0: Measurement grid: dx=8mm, dy=8mm, dz=5mm

Reference Value = 4.511 V/m; Power Drift = -0.20 dB

Peak SAR (extrapolated) = 0.0870 W/kg

SAR(1 g) = 0.046 W/kg; SAR(10 g) = 0.025 W/kg

Maximum value of SAR (measured) = 0.0719 W/kg



0 dB = 0.0719 W/kg = -11.43 dBW/kg

Plot 115#: LTE Band 7 1RB Low _Body Bottom**DUT: Smart Phone; Type: X98pro; Serial: CR22090006-SA-S1**

Communication System: Generic FDD-LTE; Frequency: 2510 MHz; Duty Cycle: 1:1

Medium parameters used: $f = 2510$ MHz; $\sigma = 1.865$ S/m; $\epsilon_r = 39.223$; $\rho = 1000$ kg/m³

Phantom section: Flat Section

DASY5 Configuration:

- Probe: EX3DV4 - SN7522; ConvF(7.22, 7.22, 7.22) @ 2510 MHz; Calibrated: 2022/5/6
- Sensor-Surface: 1.4mm (Mechanical Surface Detection)
- Electronics: DAE4 Sn1325; Calibrated: 2022/8/29
- Phantom: SAM 1; Type: QD000P40CC; Serial: TP:1412
- Measurement SW: DASY52, Version 52.10 (2); SEMCAD X Version 14.6.12 (7470)

Area Scan (51x81x1): Interpolated grid: dx=1.200 mm, dy=1.200 mm

Maximum value of SAR (interpolated) = 1.56 W/kg

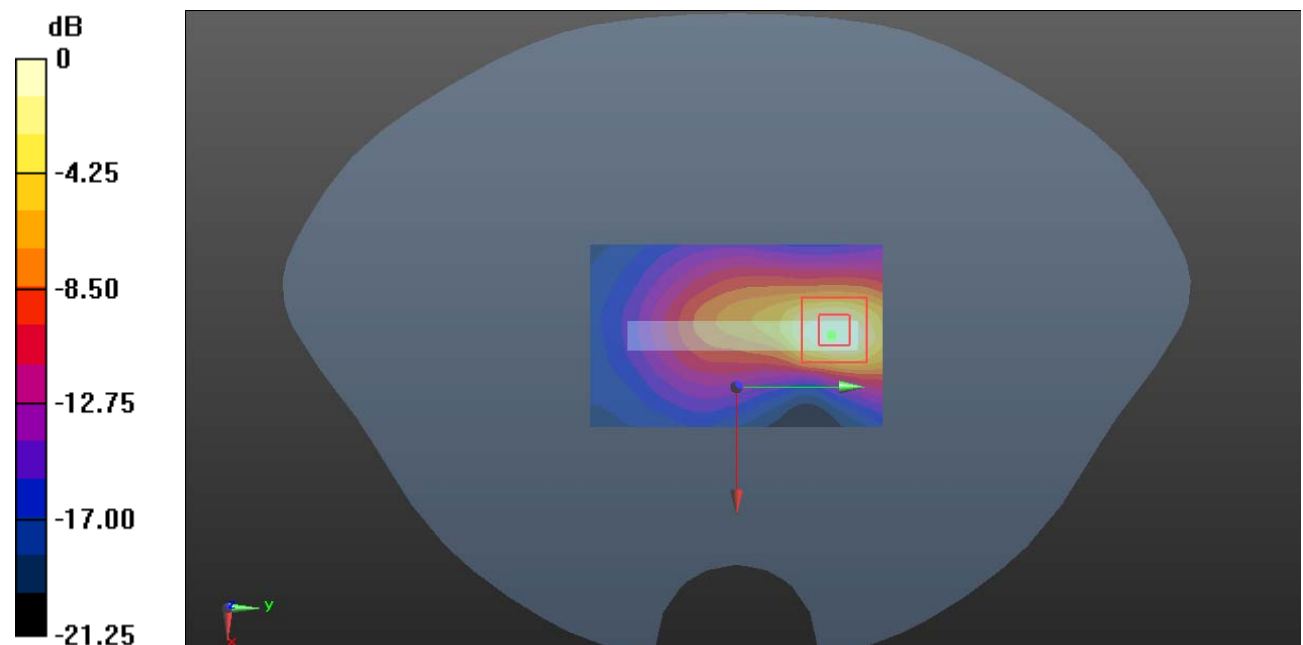
Zoom Scan (5x5x7)/Cube 0: Measurement grid: dx=8mm, dy=8mm, dz=5mm

Reference Value = 10.58 V/m; Power Drift = 0.02 dB

Peak SAR (extrapolated) = 1.78 W/kg

SAR(1 g) = 0.814 W/kg; SAR(10 g) = 0.351 W/kg

Maximum value of SAR (measured) = 1.38 W/kg



0 dB = 1.38 W/kg = 1.40 dBW/kg

Plot 116#: LTE Band 7 1RB Mid_Body Bottom**DUT: Smart Phone; Type: X98pro; Serial: CR22090006-SA-S1**

Communication System: Generic FDD-LTE; Frequency: 2535 MHz; Duty Cycle: 1:1

Medium parameters used: $f = 2535$ MHz; $\sigma = 1.892$ S/m; $\epsilon_r = 39.104$; $\rho = 1000$ kg/m³

Phantom section: Flat Section

DASY5 Configuration:

- Probe: EX3DV4 - SN7522; ConvF(7.22, 7.22, 7.22) @ 2535 MHz; Calibrated: 2022/5/6
- Sensor-Surface: 1.4mm (Mechanical Surface Detection)
- Electronics: DAE4 Sn1325; Calibrated: 2022/8/29
- Phantom: SAM 1; Type: QD000P40CC; Serial: TP:1412
- Measurement SW: DASY52, Version 52.10 (2); SEMCAD X Version 14.6.12 (7470)

Area Scan (51x121x1): Interpolated grid: dx=1.200 mm, dy=1.200 mm

Maximum value of SAR (interpolated) = 2.26 W/kg

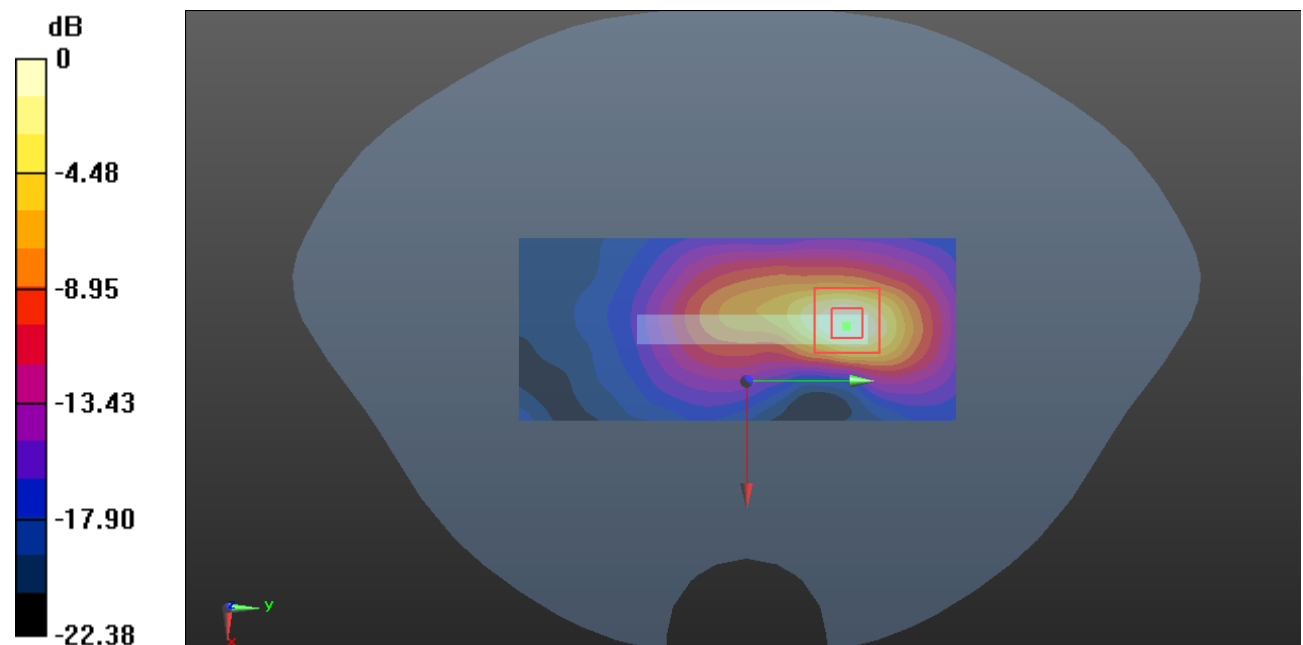
Zoom Scan (5x5x7)/Cube 0: Measurement grid: dx=8mm, dy=8mm, dz=5mm

Reference Value = 13.80 V/m; Power Drift = -0.12 dB

Peak SAR (extrapolated) = 2.62 W/kg

SAR(1 g) = 1.09 W/kg; SAR(10 g) = 0.502 W/kg

Maximum value of SAR (measured) = 2.05 W/kg



0 dB = 2.05 W/kg = 3.12 dBW/kg

Plot 117#: LTE Band 7 1RB High _Body Bottom**DUT: Smart Phone; Type: X98pro; Serial: CR22090006-SA-S1**

Communication System: Generic FDD-LTE; Frequency: 2560 MHz; Duty Cycle: 1:1

Medium parameters used: $f = 2560$ MHz; $\sigma = 1.943$ S/m; $\epsilon_r = 39.057$; $\rho = 1000$ kg/m³

Phantom section: Flat Section

DASY5 Configuration:

- Probe: EX3DV4 - SN7522; ConvF(7.02, 7.02, 7.02) @ 2560 MHz; Calibrated: 2022/5/6
- Sensor-Surface: 1.4mm (Mechanical Surface Detection)
- Electronics: DAE4 Sn1325; Calibrated: 2022/8/29
- Phantom: SAM 1; Type: QD000P40CC; Serial: TP:1412
- Measurement SW: DASY52, Version 52.10 (2); SEMCAD X Version 14.6.12 (7470)

Area Scan (51x81x1): Interpolated grid: dx=1.200 mm, dy=1.200 mm

Maximum value of SAR (interpolated) = 2.28 W/kg

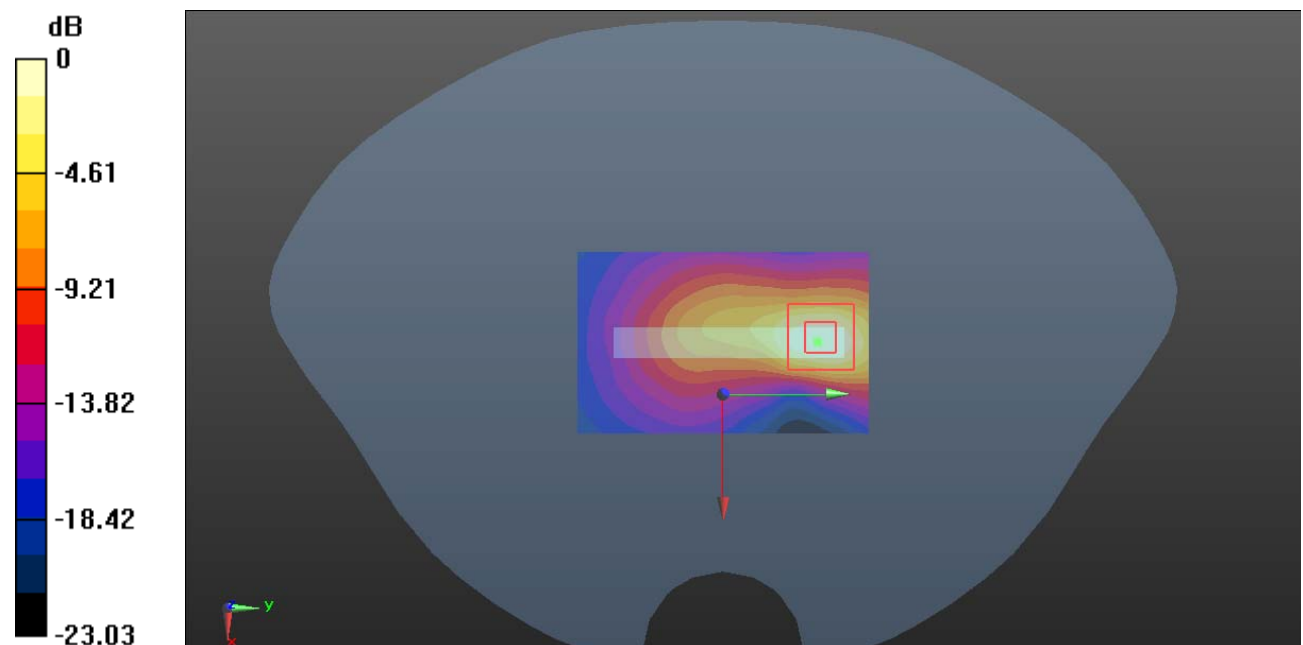
Zoom Scan (5x5x7)/Cube 0: Measurement grid: dx=8mm, dy=8mm, dz=5mm

Reference Value = 13.45 V/m; Power Drift = 0.04 dB

Peak SAR (extrapolated) = 2.57 W/kg

SAR(1 g) = 1.08 W/kg; SAR(10 g) = 0.502 W/kg

Maximum value of SAR (measured) = 2.01 W/kg



0 dB = 2.01 W/kg = 3.03 dBW/kg

Plot 118#: LTE Band 7 50%RB Mid_Body Bottom**DUT: Smart Phone; Type: X98pro; Serial: CR22090006-SA-S1**

Communication System: Generic FDD-LTE; Frequency: 2535 MHz; Duty Cycle: 1:1

Medium parameters used: $f = 2535$ MHz; $\sigma = 1.892$ S/m; $\epsilon_r = 39.104$; $\rho = 1000$ kg/m³

Phantom section: Flat Section

DASY5 Configuration:

- Probe: EX3DV4 - SN7522; ConvF(7.22, 7.22, 7.22) @ 2535 MHz; Calibrated: 2022/5/6
- Sensor-Surface: 1.4mm (Mechanical Surface Detection)
- Electronics: DAE4 Sn1325; Calibrated: 2022/8/29
- Phantom: SAM 1; Type: QD000P40CC; Serial: TP:1412
- Measurement SW: DASY52, Version 52.10 (2); SEMCAD X Version 14.6.12 (7470)

Area Scan (51x121x1): Interpolated grid: dx=1.200 mm, dy=1.200 mm

Maximum value of SAR (interpolated) = 1.39 W/kg

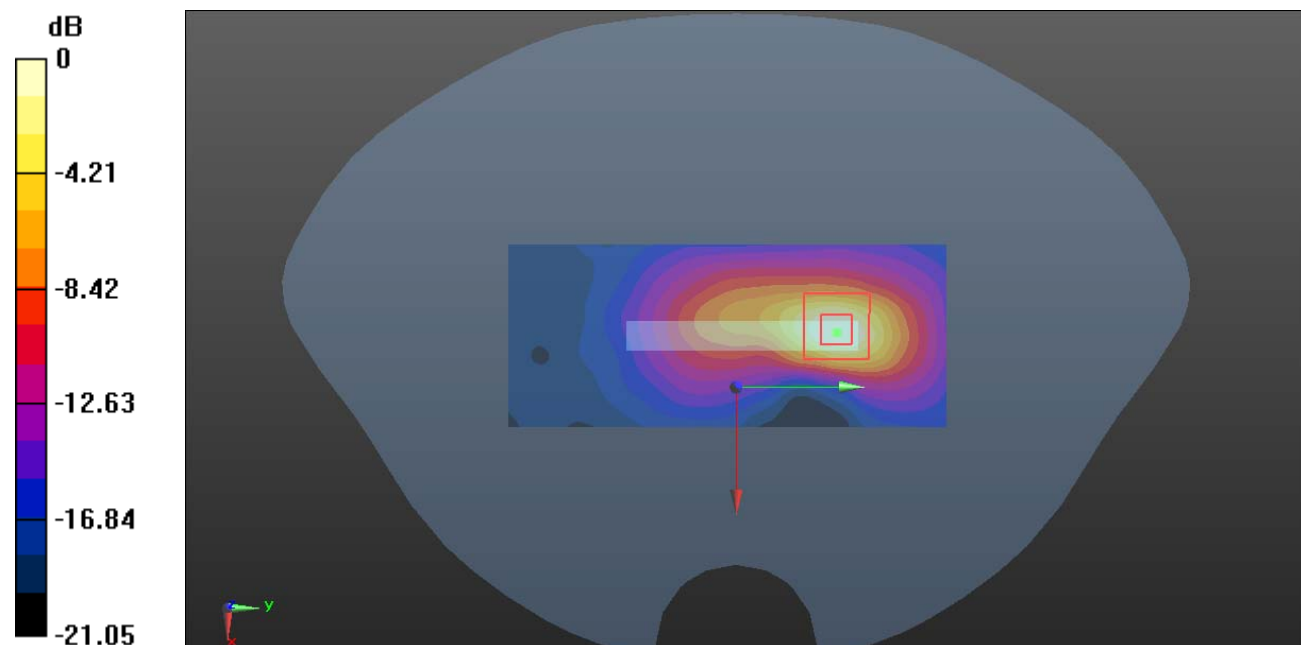
Zoom Scan (5x5x7)/Cube 0: Measurement grid: dx=8mm, dy=8mm, dz=5mm

Reference Value = 9.695 V/m; Power Drift = 0.00 dB

Peak SAR (extrapolated) = 1.61 W/kg

SAR(1 g) = 0.737 W/kg; SAR(10 g) = 0.314 W/kg

Maximum value of SAR (measured) = 1.28 W/kg



0 dB = 1.28 W/kg = 1.07 dBW/kg

Plot 119#: LTE Band 7 100%RB Mid_Body Bottom**DUT: Smart Phone; Type: X98pro; Serial: CR22090006-SA-S1**

Communication System: Generic FDD-LTE; Frequency: 2535 MHz; Duty Cycle: 1:1

Medium parameters used: $f = 2535$ MHz; $\sigma = 1.892$ S/m; $\epsilon_r = 39.104$; $\rho = 1000$ kg/m³

Phantom section: Flat Section

DASY5 Configuration:

- Probe: EX3DV4 - SN7522; ConvF(7.22, 7.22, 7.22) @ 2535 MHz; Calibrated: 2022/5/6
- Sensor-Surface: 1.4mm (Mechanical Surface Detection)
- Electronics: DAE4 Sn1325; Calibrated: 2022/8/29
- Phantom: SAM 1; Type: QD000P40CC; Serial: TP:1412
- Measurement SW: DASY52, Version 52.10 (2); SEMCAD X Version 14.6.12 (7470)

Area Scan (51x121x1): Interpolated grid: dx=1.200 mm, dy=1.200 mm

Maximum value of SAR (interpolated) = 1.43 W/kg

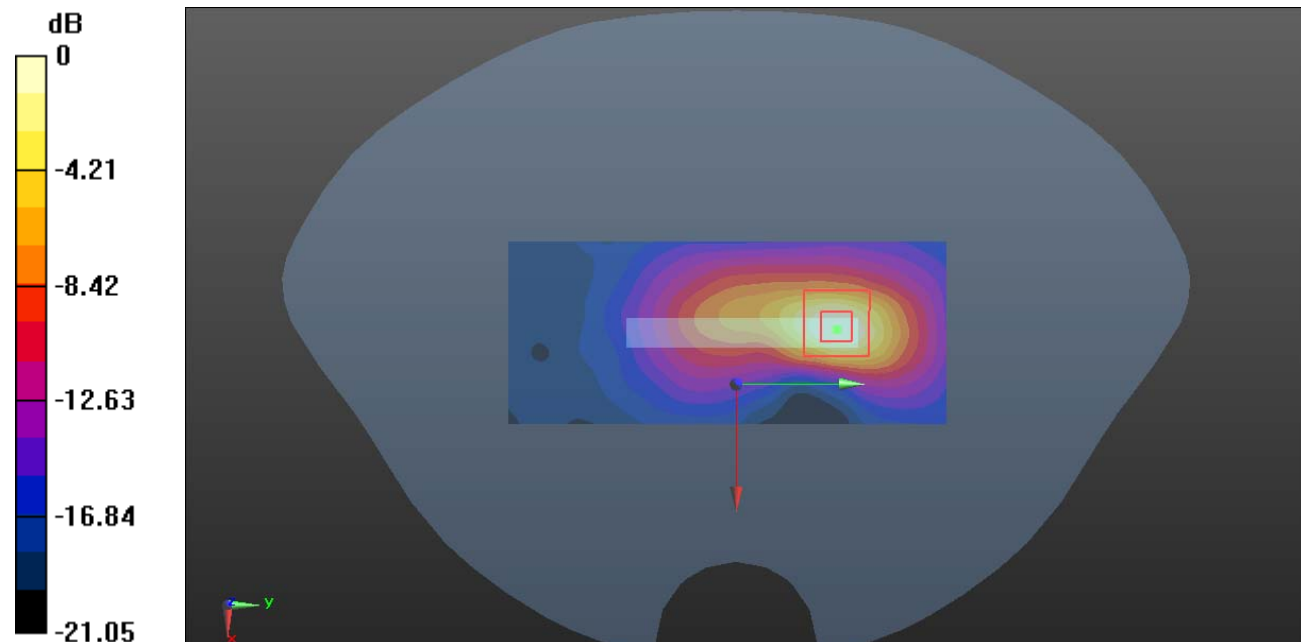
Zoom Scan (5x5x7)/Cube 0: Measurement grid: dx=8mm, dy=8mm, dz=5mm

Reference Value = 9.795 V/m; Power Drift = 0.00 dB

Peak SAR (extrapolated) = 1.51 W/kg

SAR(1 g) = 0.703 W/kg; SAR(10 g) = 0.311 W/kg

Maximum value of SAR (measured) = 1.18 W/kg



0 dB = 1.18 W/kg = 0.72 dBW/kg

Plot 120#: LTE Band 12 1RB Mid _Head Left Cheek**DUT: Smart Phone; Type: X98pro; Serial: CR22090006-SA-S1**

Communication System: Generic FDD-LTE; Frequency: 707.5 MHz; Duty Cycle: 1:1

Medium parameters used: $f = 707.5$ MHz; $\sigma = 0.872$ S/m; $\epsilon_r = 42.285$; $\rho = 1000$ kg/m³

Phantom section: Left Section

DASY5 Configuration:

- Probe: EX3DV4 - SN7522; ConvF(9.7, 9.7, 9.7) @ 707.5 MHz; Calibrated: 2022/5/6
- Sensor-Surface: 1.4mm (Mechanical Surface Detection)
- Electronics: DAE4 Sn1325; Calibrated: 2022/8/29
- Phantom: SAM 1; Type: QD000P40CC; Serial: TP:1412
- Measurement SW: DASY52, Version 52.10 (2); SEMCAD X Version 14.6.12 (7470)

Area Scan (71x121x1): Interpolated grid: dx=1.500 mm, dy=1.500 mm

Maximum value of SAR (interpolated) = 0.136 W/kg

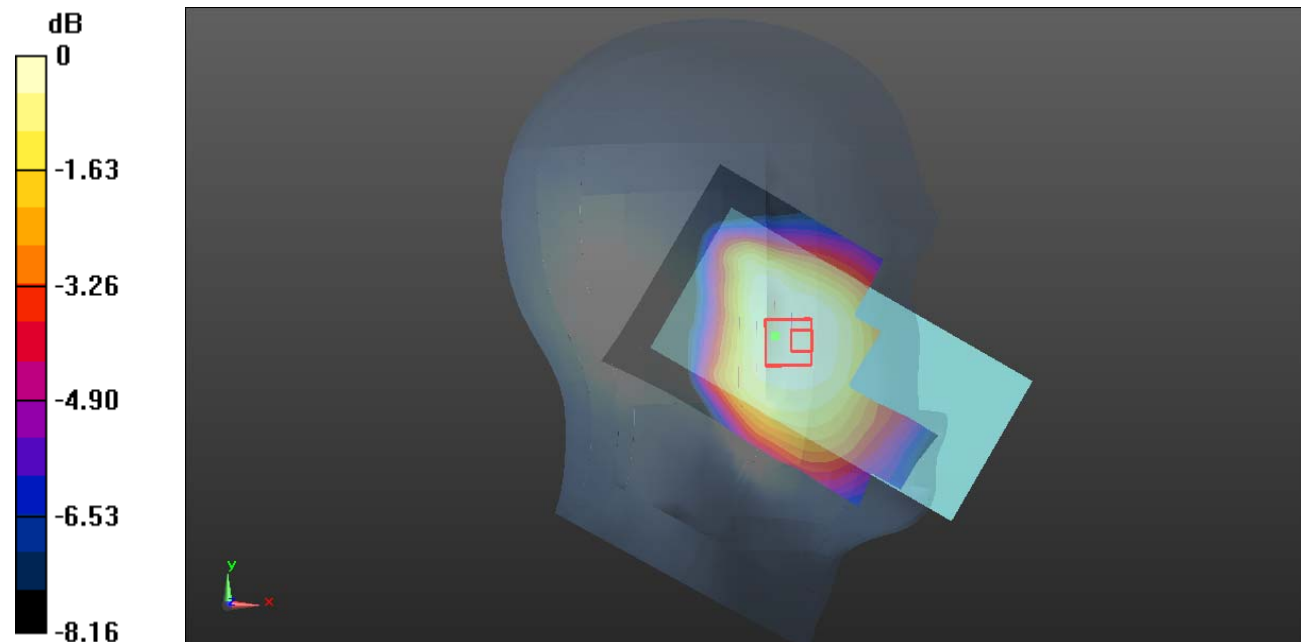
Zoom Scan (6x6x7)/Cube 0: Measurement grid: dx=8mm, dy=8mm, dz=5mm

Reference Value = 4.120 V/m; Power Drift = 0.13 dB

Peak SAR (extrapolated) = 0.139 W/kg

SAR(1 g) = 0.104 W/kg; SAR(10 g) = 0.083 W/kg

Maximum value of SAR (measured) = 0.125 W/kg



0 dB = 0.125 W/kg = -9.03 dBW/kg

Plot 121#: LTE Band 12 50%RB Mid _Head Left Cheek**DUT: Smart Phone; Type: X98pro; Serial: CR22090006-SA-S1**

Communication System: Generic FDD-LTE; Frequency: 707.5 MHz; Duty Cycle: 1:1

Medium parameters used: $f = 707.5$ MHz; $\sigma = 0.872$ S/m; $\epsilon_r = 42.285$; $\rho = 1000$ kg/m³

Phantom section: Left Section

DASY5 Configuration:

- Probe: EX3DV4 - SN7522; ConvF(9.7, 9.7, 9.7) @ 707.5 MHz; Calibrated: 2022/5/6
- Sensor-Surface: 1.4mm (Mechanical Surface Detection)
- Electronics: DAE4 Sn1325; Calibrated: 2022/8/29
- Phantom: SAM 1; Type: QD000P40CC; Serial: TP:1412
- Measurement SW: DASY52, Version 52.10 (2); SEMCAD X Version 14.6.12 (7470)

Area Scan (71x121x1): Interpolated grid: dx=1.500 mm, dy=1.500 mm

Maximum value of SAR (interpolated) = 0.117 W/kg


Zoom Scan (6x6x7)/Cube 0: Measurement grid: dx=8mm, dy=8mm, dz=5mm

Reference Value = 4.127 V/m; Power Drift = -0.17 dB

Peak SAR (extrapolated) = 0.122 W/kg

SAR(1 g) = 0.093 W/kg; SAR(10 g) = 0.073 W/kg

Maximum value of SAR (measured) = 0.111 W/kg



0 dB = 0.111 W/kg = -9.55 dBW/kg

Plot 122#: LTE Band 12 1RB Mid _Head Left Tilt**DUT: Smart Phone; Type: X98pro; Serial: CR22090006-SA-S1**

Communication System: Generic FDD-LTE; Frequency: 707.5 MHz; Duty Cycle: 1:1

Medium parameters used: $f = 707.5$ MHz; $\sigma = 0.872$ S/m; $\epsilon_r = 42.285$; $\rho = 1000$ kg/m³

Phantom section: Left Section

DASY5 Configuration:

- Probe: EX3DV4 - SN7522; ConvF(9.7, 9.7, 9.7) @ 707.5 MHz; Calibrated: 2022/5/6
- Sensor-Surface: 1.4mm (Mechanical Surface Detection)
- Electronics: DAE4 Sn1325; Calibrated: 2022/8/29
- Phantom: SAM 1; Type: QD000P40CC; Serial: TP:1412
- Measurement SW: DASY52, Version 52.10 (2); SEMCAD X Version 14.6.12 (7470)

Area Scan (71x121x1): Interpolated grid: dx=1.500 mm, dy=1.500 mm

Maximum value of SAR (interpolated) = 0.113 W/kg

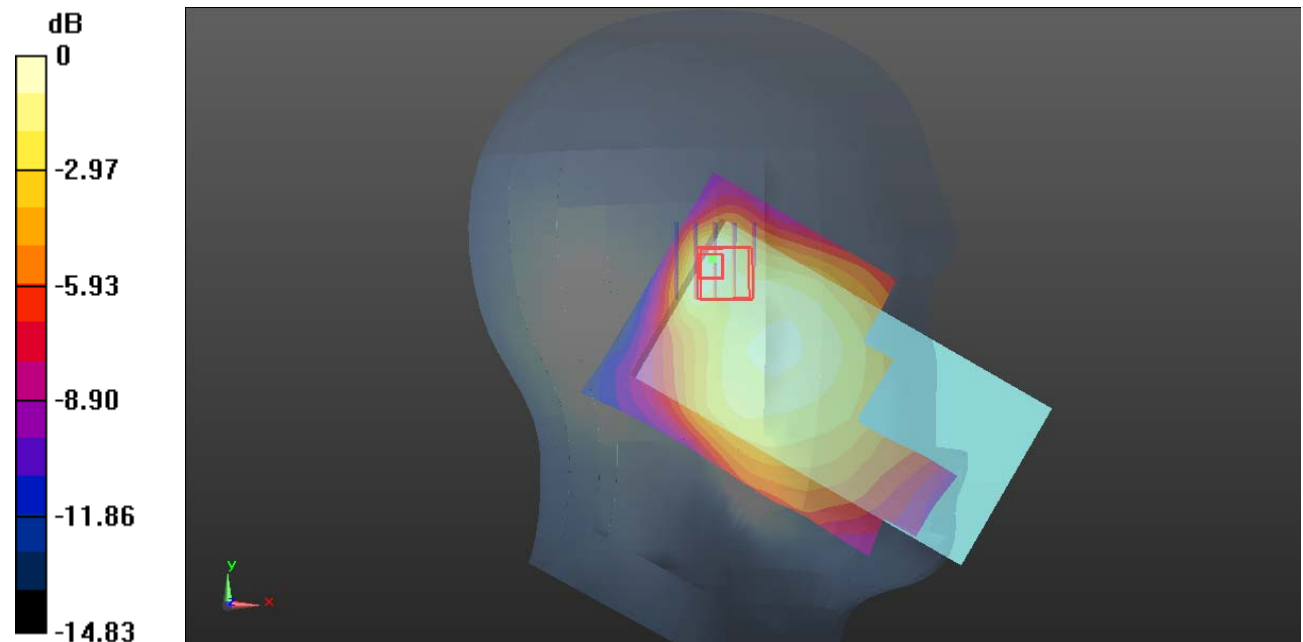
Zoom Scan (5x5x7)/Cube 0: Measurement grid: dx=8mm, dy=8mm, dz=5mm

Reference Value = 5.643 V/m; Power Drift = 0.20 dB

Peak SAR (extrapolated) = 0.127 W/kg

SAR(1 g) = 0.051 W/kg; SAR(10 g) = 0.033 W/kg

Maximum value of SAR (measured) = 0.0855 W/kg



0 dB = 0.0855 W/kg = -10.68 dBW/kg

Plot 123#: LTE Band 12 50%RB Mid _Head Left Tilt**DUT: Smart Phone; Type: X98pro; Serial: CR22090006-SA-S1**

Communication System: Generic FDD-LTE; Frequency: 707.5 MHz; Duty Cycle: 1:1

Medium parameters used: $f = 707.5$ MHz; $\sigma = 0.872$ S/m; $\epsilon_r = 42.285$; $\rho = 1000$ kg/m³

Phantom section: Left Section

DASY5 Configuration:

- Probe: EX3DV4 - SN7522; ConvF(9.7, 9.7, 9.7) @ 707.5 MHz; Calibrated: 2022/5/6
- Sensor-Surface: 1.4mm (Mechanical Surface Detection)
- Electronics: DAE4 Sn1325; Calibrated: 2022/8/29
- Phantom: SAM 1; Type: QD000P40CC; Serial: TP:1412
- Measurement SW: DASY52, Version 52.10 (2); SEMCAD X Version 14.6.12 (7470)

Area Scan (71x121x1): Interpolated grid: dx=1.500 mm, dy=1.500 mm

Maximum value of SAR (interpolated) = 0.101 W/kg

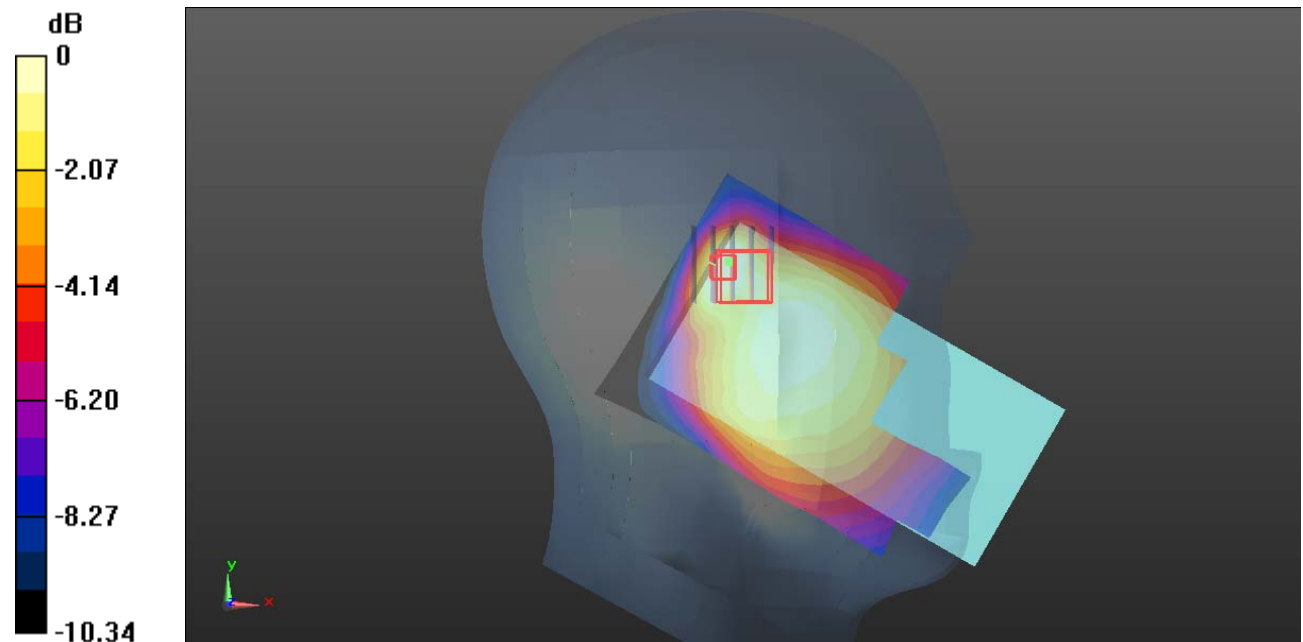
Zoom Scan (5x5x7)/Cube 0: Measurement grid: dx=8mm, dy=8mm, dz=5mm

Reference Value = 5.322 V/m; Power Drift = 0.08 dB

Peak SAR (extrapolated) = 0.0900 W/kg

SAR(1 g) = 0.042 W/kg; SAR(10 g) = 0.028 W/kg

Maximum value of SAR (measured) = 0.0657 W/kg



0 dB = 0.0657 W/kg = -11.82 dBW/kg

Plot 124#: LTE Band 12 1RB Mid _Head Right Cheek**DUT: Smart Phone; Type: X98pro; Serial: CR22090006-SA-S1**

Communication System: Generic FDD-LTE; Frequency: 707.5 MHz; Duty Cycle: 1:1

Medium parameters used: $f = 707.5$ MHz; $\sigma = 0.872$ S/m; $\epsilon_r = 42.285$; $\rho = 1000$ kg/m³

Phantom section: Right Section

DASY5 Configuration:

- Probe: EX3DV4 - SN7522; ConvF(9.7, 9.7, 9.7) @ 707.5 MHz; Calibrated: 2022/5/6
- Sensor-Surface: 1.4mm (Mechanical Surface Detection)
- Electronics: DAE4 Sn1325; Calibrated: 2022/8/29
- Phantom: SAM 1; Type: QD000P40CC; Serial: TP:1412
- Measurement SW: DASY52, Version 52.10 (2); SEMCAD X Version 14.6.12 (7470)

Area Scan (61x111x1): Interpolated grid: dx=1.500 mm, dy=1.500 mm

Maximum value of SAR (interpolated) = 0.136 W/kg

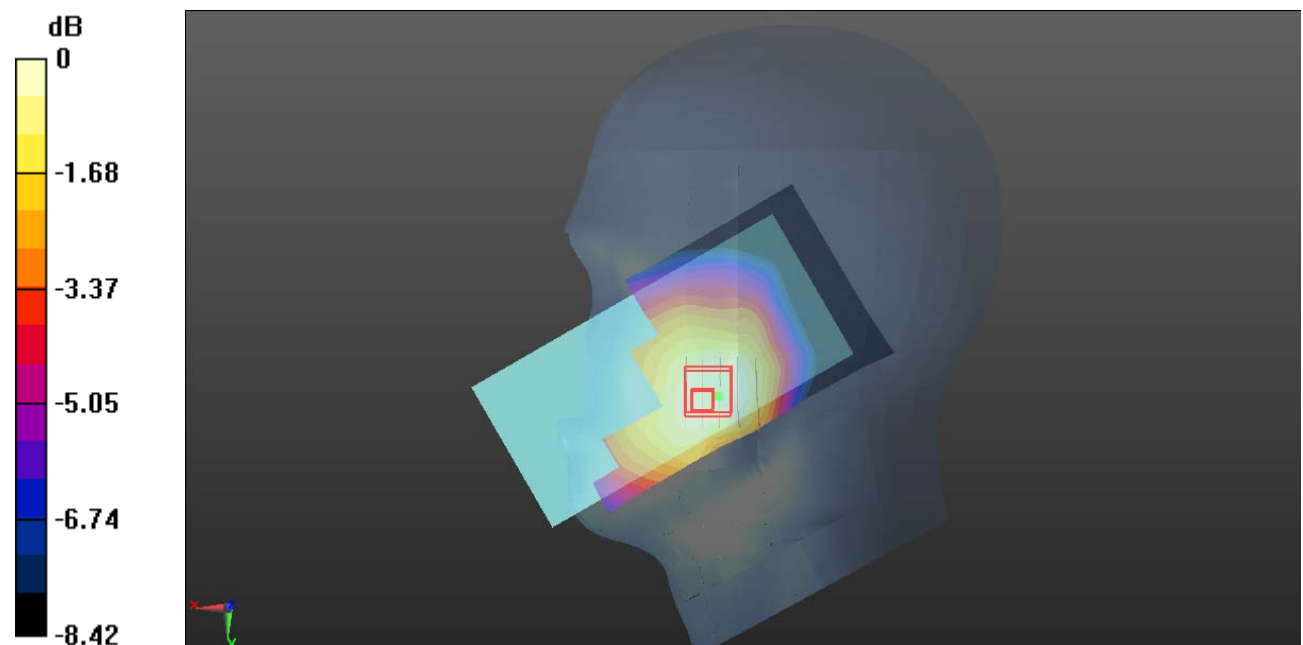
Zoom Scan (5x5x7)/Cube 0: Measurement grid: dx=8mm, dy=8mm, dz=5mm

Reference Value = 2.988 V/m; Power Drift = 0.19 dB

Peak SAR (extrapolated) = 0.140 W/kg

SAR(1 g) = 0.100 W/kg; SAR(10 g) = 0.076 W/kg

Maximum value of SAR (measured) = 0.125 W/kg



0 dB = 0.125 W/kg = -9.03 dBW/kg

Plot 125#: LTE Band 12 50%RB Mid _Head Right Cheek**DUT: Smart Phone; Type: X98pro; Serial: CR22090006-SA-S1**

Communication System: Generic FDD-LTE; Frequency: 707.5 MHz; Duty Cycle: 1:1

Medium parameters used: $f = 707.5$ MHz; $\sigma = 0.872$ S/m; $\epsilon_r = 42.285$; $\rho = 1000$ kg/m³

Phantom section: Right Section

DASY5 Configuration:

- Probe: EX3DV4 - SN7522; ConvF(9.7, 9.7, 9.7) @ 707.5 MHz; Calibrated: 2022/5/6
- Sensor-Surface: 1.4mm (Mechanical Surface Detection)
- Electronics: DAE4 Sn1325; Calibrated: 2022/8/29
- Phantom: SAM 1; Type: QD000P40CC; Serial: TP:1412
- Measurement SW: DASY52, Version 52.10 (2); SEMCAD X Version 14.6.12 (7470)

Area Scan (61x111x1): Interpolated grid: dx=1.500 mm, dy=1.500 mm

Maximum value of SAR (interpolated) = 0.113 W/kg

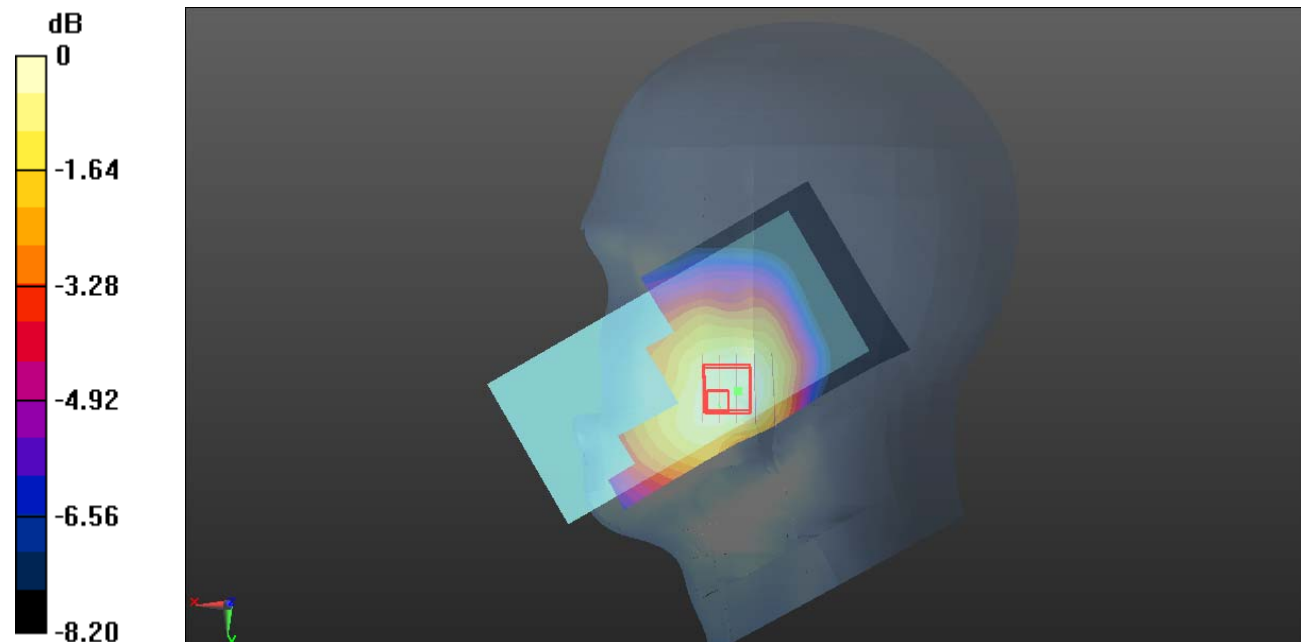
Zoom Scan (5x5x7)/Cube 0: Measurement grid: dx=8mm, dy=8mm, dz=5mm

Reference Value = 2.815 V/m; Power Drift = 0.15 dB

Peak SAR (extrapolated) = 0.116 W/kg

SAR(1 g) = 0.083 W/kg; SAR(10 g) = 0.063 W/kg

Maximum value of SAR (measured) = 0.103 W/kg



0 dB = 0.103 W/kg = -9.87 dBW/kg

Plot 126#: LTE Band 12 1RB Mid _Head Right Tilt**DUT: Smart Phone; Type: X98pro; Serial: CR22090006-SA-S1**

Communication System: Generic FDD-LTE; Frequency: 707.5 MHz; Duty Cycle: 1:1

Medium parameters used: $f = 707.5$ MHz; $\sigma = 0.872$ S/m; $\epsilon_r = 42.285$; $\rho = 1000$ kg/m³

Phantom section: Right Section

DASY5 Configuration:

- Probe: EX3DV4 - SN7522; ConvF(9.7, 9.7, 9.7) @ 707.5 MHz; Calibrated: 2022/5/6
- Sensor-Surface: 1.4mm (Mechanical Surface Detection)
- Electronics: DAE4 Sn1325; Calibrated: 2022/8/29
- Phantom: SAM 1; Type: QD000P40CC; Serial: TP:1412
- Measurement SW: DASY52, Version 52.10 (2); SEMCAD X Version 14.6.12 (7470)

Area Scan (61x111x1): Interpolated grid: dx=1.500 mm, dy=1.500 mm

Maximum value of SAR (interpolated) = 0.0592 W/kg


Zoom Scan (5x5x7)/Cube 0: Measurement grid: dx=8mm, dy=8mm, dz=5mm

Reference Value = 4.561 V/m; Power Drift = 0.20 dB

Peak SAR (extrapolated) = 0.0620 W/kg

SAR(1 g) = 0.047 W/kg; SAR(10 g) = 0.037 W/kg

Maximum value of SAR (measured) = 0.0560 W/kg



0 dB = 0.0560 W/kg = -12.52 dBW/kg

Plot 127#: LTE Band 12 50%RB Mid _Head Right Tilt**DUT: Smart Phone; Type: X98pro; Serial: CR22090006-SA-S1**

Communication System: Generic FDD-LTE; Frequency: 707.5 MHz; Duty Cycle: 1:1

Medium parameters used: $f = 707.5$ MHz; $\sigma = 0.872$ S/m; $\epsilon_r = 42.285$; $\rho = 1000$ kg/m³

Phantom section: Right Section

DASY5 Configuration:

- Probe: EX3DV4 - SN7522; ConvF(9.7, 9.7, 9.7) @ 707.5 MHz; Calibrated: 2022/5/6
- Sensor-Surface: 1.4mm (Mechanical Surface Detection)
- Electronics: DAE4 Sn1325; Calibrated: 2022/8/29
- Phantom: SAM 1; Type: QD000P40CC; Serial: TP:1412
- Measurement SW: DASY52, Version 52.10 (2); SEMCAD X Version 14.6.12 (7470)

Area Scan (61x111x1): Interpolated grid: dx=1.500 mm, dy=1.500 mm

Maximum value of SAR (interpolated) = 0.0578 W/kg


Zoom Scan (5x5x7)/Cube 0: Measurement grid: dx=8mm, dy=8mm, dz=5mm

Reference Value = 3.925 V/m; Power Drift = 0.17 dB

Peak SAR (extrapolated) = 0.0620 W/kg

SAR(1 g) = 0.046 W/kg; SAR(10 g) = 0.037 W/kg

Maximum value of SAR (measured) = 0.0567 W/kg



0 dB = 0.0567 W/kg = -12.46 dBW/kg

Plot 128#: LTE Band 12 1RB Mid_Body Front**DUT: Smart Phone; Type: X98pro; Serial: CR22090006-SA-S1**

Communication System: Generic FDD-LTE; Frequency: 707.5 MHz; Duty Cycle: 1:1

Medium parameters used: $f = 707.5$ MHz; $\sigma = 0.872$ S/m; $\epsilon_r = 42.285$; $\rho = 1000$ kg/m³

Phantom section: Flat Section

DASY5 Configuration:

- Probe: EX3DV4 - SN7522; ConvF(9.7, 9.7, 9.7) @ 707.5 MHz; Calibrated: 2022/5/6
- Sensor-Surface: 1.4mm (Mechanical Surface Detection)
- Electronics: DAE4 Sn1325; Calibrated: 2022/8/29
- Phantom: SAM 1; Type: QD000P40CC; Serial: TP:1412
- Measurement SW: DASY52, Version 52.10 (2); SEMCAD X Version 14.6.12 (7470)

Area Scan (71x141x1): Interpolated grid: dx=1.500 mm, dy=1.500 mm

Maximum value of SAR (interpolated) = 0.157 W/kg

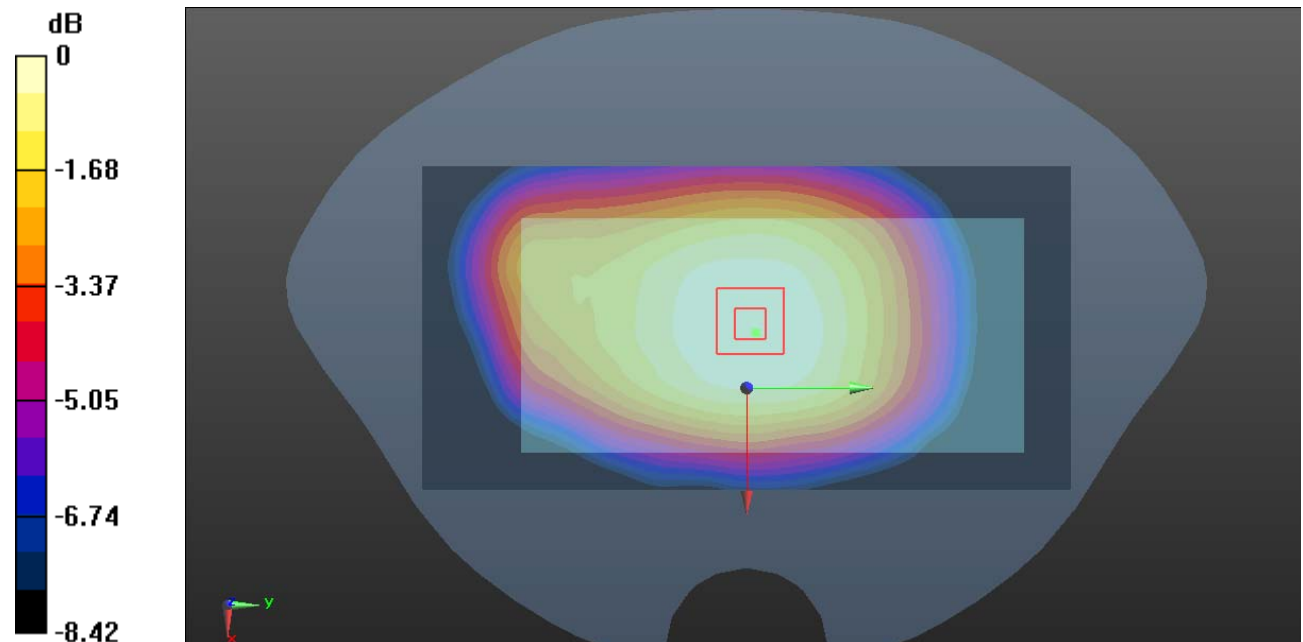
Zoom Scan (5x5x7)/Cube 0: Measurement grid: dx=8mm, dy=8mm, dz=5mm

Reference Value = 12.02 V/m; Power Drift = -0.03 dB

Peak SAR (extrapolated) = 0.172 W/kg

SAR(1 g) = 0.124 W/kg; SAR(10 g) = 0.094 W/kg

Maximum value of SAR (measured) = 0.154 W/kg



0 dB = 0.154 W/kg = -8.12 dBW/kg

Plot 129#: LTE Band 12 50%RB Mid_Body Front**DUT: Smart Phone; Type: X98pro; Serial: CR22090006-SA-S1**

Communication System: Generic FDD-LTE; Frequency: 707.5 MHz; Duty Cycle: 1:1

Medium parameters used: $f = 707.5$ MHz; $\sigma = 0.872$ S/m; $\epsilon_r = 42.285$; $\rho = 1000$ kg/m³

Phantom section: Flat Section

DASY5 Configuration:

- Probe: EX3DV4 - SN7522; ConvF(9.7, 9.7, 9.7) @ 707.5 MHz; Calibrated: 2022/5/6
- Sensor-Surface: 1.4mm (Mechanical Surface Detection)
- Electronics: DAE4 Sn1325; Calibrated: 2022/8/29
- Phantom: SAM 1; Type: QD000P40CC; Serial: TP:1412
- Measurement SW: DASY52, Version 52.10 (2); SEMCAD X Version 14.6.12 (7470)

Area Scan (71x141x1): Interpolated grid: dx=1.500 mm, dy=1.500 mm

Maximum value of SAR (interpolated) = 0.138 W/kg

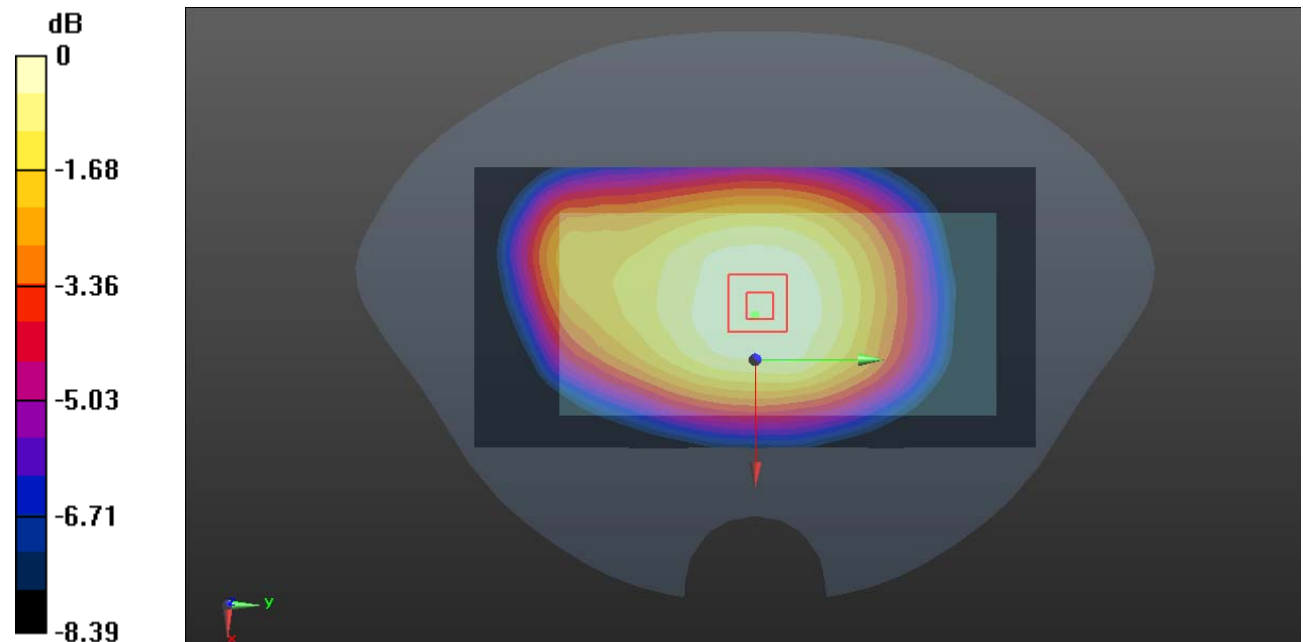
Zoom Scan (5x5x7)/Cube 0: Measurement grid: dx=8mm, dy=8mm, dz=5mm

Reference Value = 11.25 V/m; Power Drift = 0.01 dB

Peak SAR (extrapolated) = 0.151 W/kg

SAR(1 g) = 0.109 W/kg; SAR(10 g) = 0.082 W/kg

Maximum value of SAR (measured) = 0.135 W/kg



0 dB = 0.135 W/kg = -8.70 dBW/kg

Plot 130#: LTE Band 12 1RB Mid _Body Back**DUT: Smart Phone; Type: X98pro; Serial: CR22090006-SA-S1**

Communication System: Generic FDD-LTE; Frequency: 707.5 MHz; Duty Cycle: 1:1

Medium parameters used: $f = 707.5$ MHz; $\sigma = 0.872$ S/m; $\epsilon_r = 42.285$; $\rho = 1000$ kg/m³

Phantom section: Flat Section

DASY5 Configuration:

- Probe: EX3DV4 - SN7522; ConvF(9.7, 9.7, 9.7) @ 707.5 MHz; Calibrated: 2022/5/6
- Sensor-Surface: 1.4mm (Mechanical Surface Detection)
- Electronics: DAE4 Sn1325; Calibrated: 2022/8/29
- Phantom: SAM 1; Type: QD000P40CC; Serial: TP:1412
- Measurement SW: DASY52, Version 52.10 (2); SEMCAD X Version 14.6.12 (7470)

Area Scan (71x131x1): Interpolated grid: dx=1.500 mm, dy=1.500 mm

Maximum value of SAR (interpolated) = 0.271 W/kg

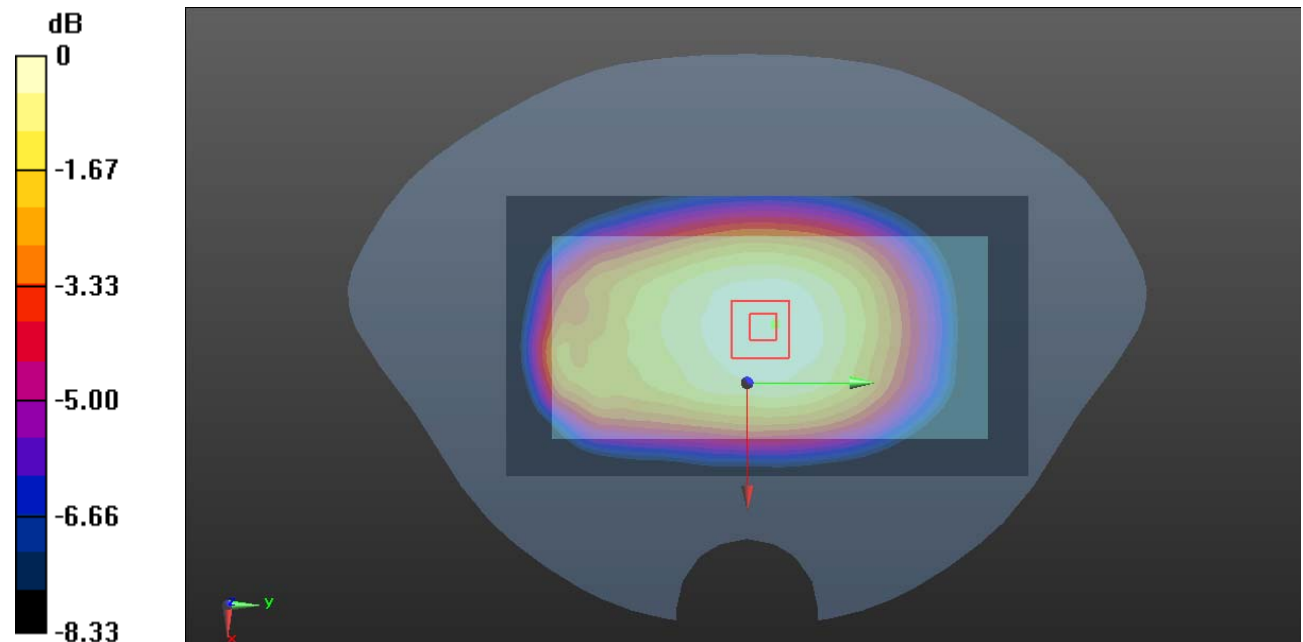
Zoom Scan (5x5x7)/Cube 0: Measurement grid: dx=8mm, dy=8mm, dz=5mm

Reference Value = 15.72 V/m; Power Drift = 0.01 dB

Peak SAR (extrapolated) = 0.304 W/kg

SAR(1 g) = 0.216 W/kg; SAR(10 g) = 0.162 W/kg

Maximum value of SAR (measured) = 0.270 W/kg



0 dB = 0.270 W/kg = -5.69 dBW/kg

Plot 131#: LTE Band 12 50%RB Mid _Body Back**DUT: Smart Phone; Type: X98pro; Serial: CR22090006-SA-S1**

Communication System: Generic FDD-LTE; Frequency: 707.5 MHz; Duty Cycle: 1:1

Medium parameters used: $f = 707.5$ MHz; $\sigma = 0.872$ S/m; $\epsilon_r = 42.285$; $\rho = 1000$ kg/m³

Phantom section: Flat Section

DASY5 Configuration:

- Probe: EX3DV4 - SN7522; ConvF(9.7, 9.7, 9.7) @ 707.5 MHz; Calibrated: 2022/5/6
- Sensor-Surface: 1.4mm (Mechanical Surface Detection)
- Electronics: DAE4 Sn1325; Calibrated: 2022/8/29
- Phantom: SAM 1; Type: QD000P40CC; Serial: TP:1412
- Measurement SW: DASY52, Version 52.10 (2); SEMCAD X Version 14.6.12 (7470)

Area Scan (71x131x1): Interpolated grid: dx=1.500 mm, dy=1.500 mm

Maximum value of SAR (interpolated) = 0.230 W/kg

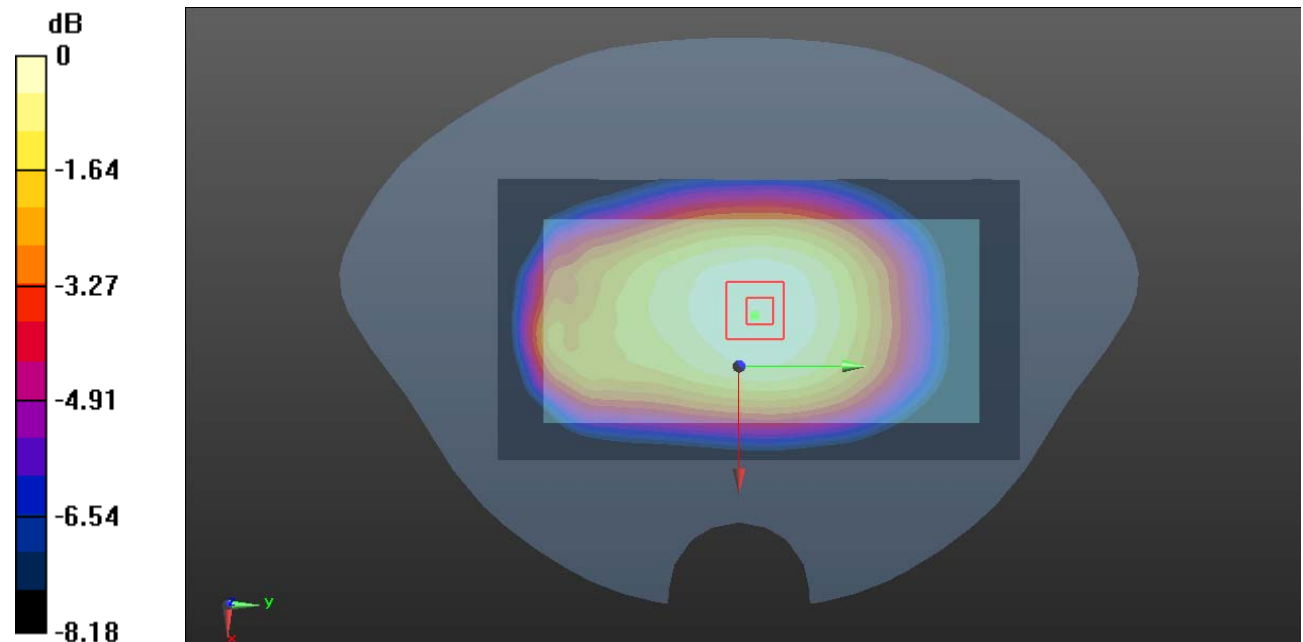
Zoom Scan (5x5x7)/Cube 0: Measurement grid: dx=8mm, dy=8mm, dz=5mm

Reference Value = 14.63 V/m; Power Drift = 0.01 dB

Peak SAR (extrapolated) = 0.261 W/kg

SAR(1 g) = 0.187 W/kg; SAR(10 g) = 0.140 W/kg

Maximum value of SAR (measured) = 0.232 W/kg



0 dB = 0.232 W/kg = -6.35 dBW/kg

Plot 132#: LTE Band 12 1RB Mid_Body Left**DUT: Smart Phone; Type: X98pro; Serial: CR22090006-SA-S1**

Communication System: Generic FDD-LTE; Frequency: 707.5 MHz; Duty Cycle: 1:1

Medium parameters used: $f = 707.5$ MHz; $\sigma = 0.872$ S/m; $\epsilon_r = 42.285$; $\rho = 1000$ kg/m³

Phantom section: Flat Section

DASY5 Configuration:

- Probe: EX3DV4 - SN7522; ConvF(9.7, 9.7, 9.7) @ 707.5 MHz; Calibrated: 2022/5/6
- Sensor-Surface: 1.4mm (Mechanical Surface Detection)
- Electronics: DAE4 Sn1325; Calibrated: 2022/8/29
- Phantom: SAM 1; Type: QD000P40CC; Serial: TP:1412
- Measurement SW: DASY52, Version 52.10 (2); SEMCAD X Version 14.6.12 (7470)

Area Scan (41x141x1): Interpolated grid: dx=1.500 mm, dy=1.500 mm

Maximum value of SAR (interpolated) = 0.195 W/kg

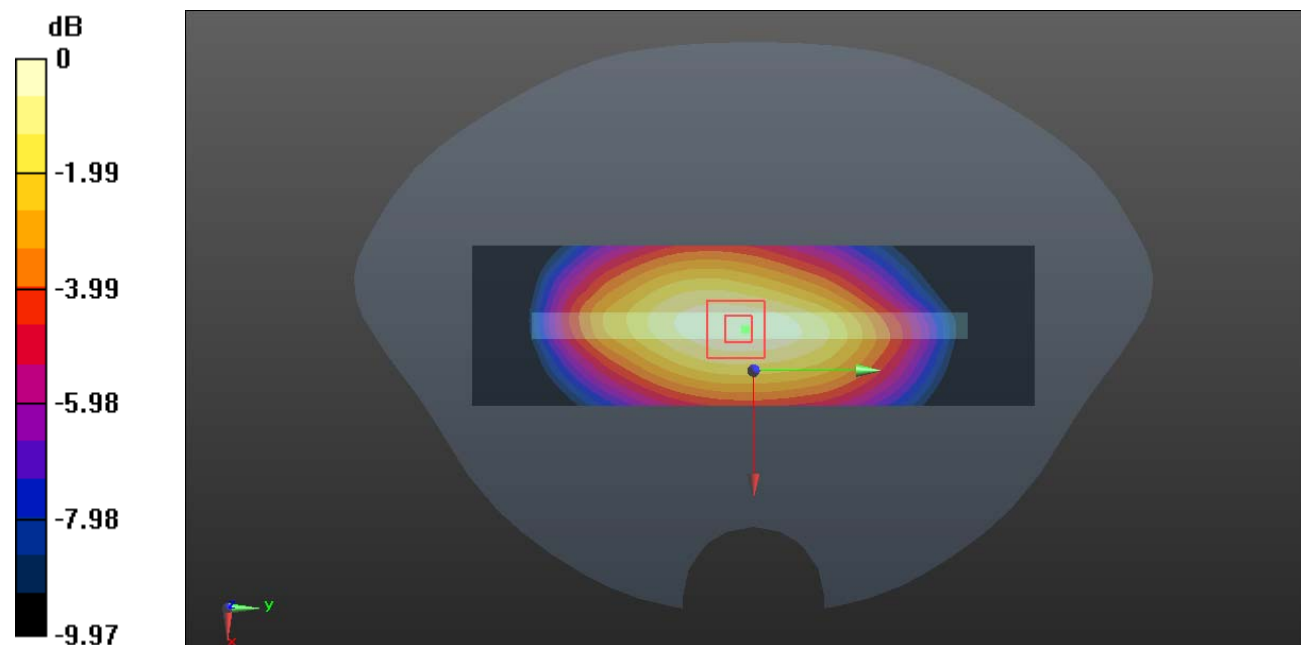
Zoom Scan (5x5x7)/Cube 0: Measurement grid: dx=8mm, dy=8mm, dz=5mm

Reference Value = 12.90 V/m; Power Drift = -0.03 dB

Peak SAR (extrapolated) = 0.227 W/kg

SAR(1 g) = 0.144 W/kg; SAR(10 g) = 0.098 W/kg

Maximum value of SAR (measured) = 0.196 W/kg



0 dB = 0.196 W/kg = -7.08 dBW/kg

Plot 133#: LTE Band 12 50%RB Mid_Body Left**DUT: Smart Phone; Type: X98pro; Serial: CR22090006-SA-S1**

Communication System: Generic FDD-LTE; Frequency: 707.5 MHz; Duty Cycle: 1:1

Medium parameters used: $f = 707.5$ MHz; $\sigma = 0.872$ S/m; $\epsilon_r = 42.285$; $\rho = 1000$ kg/m³

Phantom section: Flat Section

DASY5 Configuration:

- Probe: EX3DV4 - SN7522; ConvF(9.7, 9.7, 9.7) @ 707.5 MHz; Calibrated: 2022/5/6
- Sensor-Surface: 1.4mm (Mechanical Surface Detection)
- Electronics: DAE4 Sn1325; Calibrated: 2022/8/29
- Phantom: SAM 1; Type: QD000P40CC; Serial: TP:1412
- Measurement SW: DASY52, Version 52.10 (2); SEMCAD X Version 14.6.12 (7470)

Area Scan (41x141x1): Interpolated grid: dx=1.500 mm, dy=1.500 mm

Maximum value of SAR (interpolated) = 0.164 W/kg

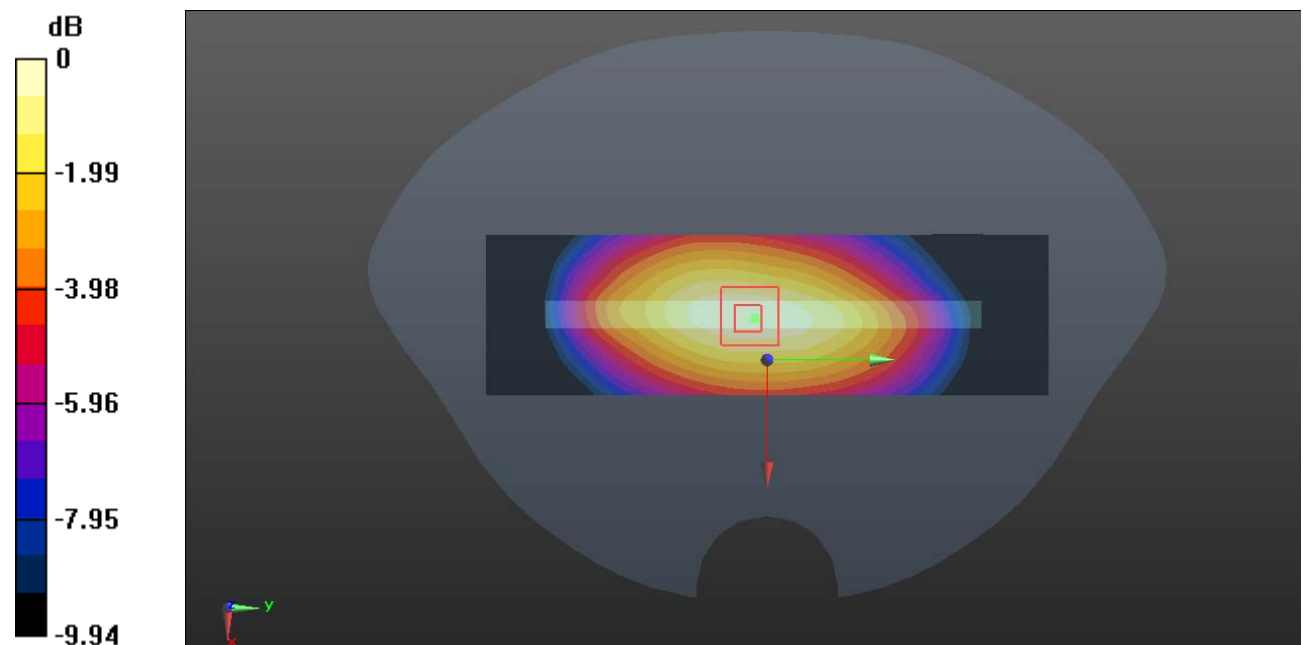
Zoom Scan (5x5x7)/Cube 0: Measurement grid: dx=8mm, dy=8mm, dz=5mm

Reference Value = 11.94 V/m; Power Drift = -0.09 dB

Peak SAR (extrapolated) = 0.194 W/kg

SAR(1 g) = 0.122 W/kg; SAR(10 g) = 0.082 W/kg

Maximum value of SAR (measured) = 0.167 W/kg



0 dB = 0.167 W/kg = -7.77 dBW/kg

Plot 134#: LTE Band 12 1RB Mid _Body Right**DUT: Smart Phone; Type: X98pro; Serial: CR22090006-SA-S1**

Communication System: Generic FDD-LTE; Frequency: 707.5 MHz; Duty Cycle: 1:1

Medium parameters used: $f = 707.5$ MHz; $\sigma = 0.872$ S/m; $\epsilon_r = 42.285$; $\rho = 1000$ kg/m³

Phantom section: Flat Section

DASY5 Configuration:

- Probe: EX3DV4 - SN7522; ConvF(9.7, 9.7, 9.7) @ 707.5 MHz; Calibrated: 2022/5/6
- Sensor-Surface: 1.4mm (Mechanical Surface Detection)
- Electronics: DAE4 Sn1325; Calibrated: 2022/8/29
- Phantom: SAM 1; Type: QD000P40CC; Serial: TP:1412
- Measurement SW: DASY52, Version 52.10 (2); SEMCAD X Version 14.6.12 (7470)

Area Scan (41x141x1): Interpolated grid: dx=1.500 mm, dy=1.500 mm

Maximum value of SAR (interpolated) = 0.164 W/kg

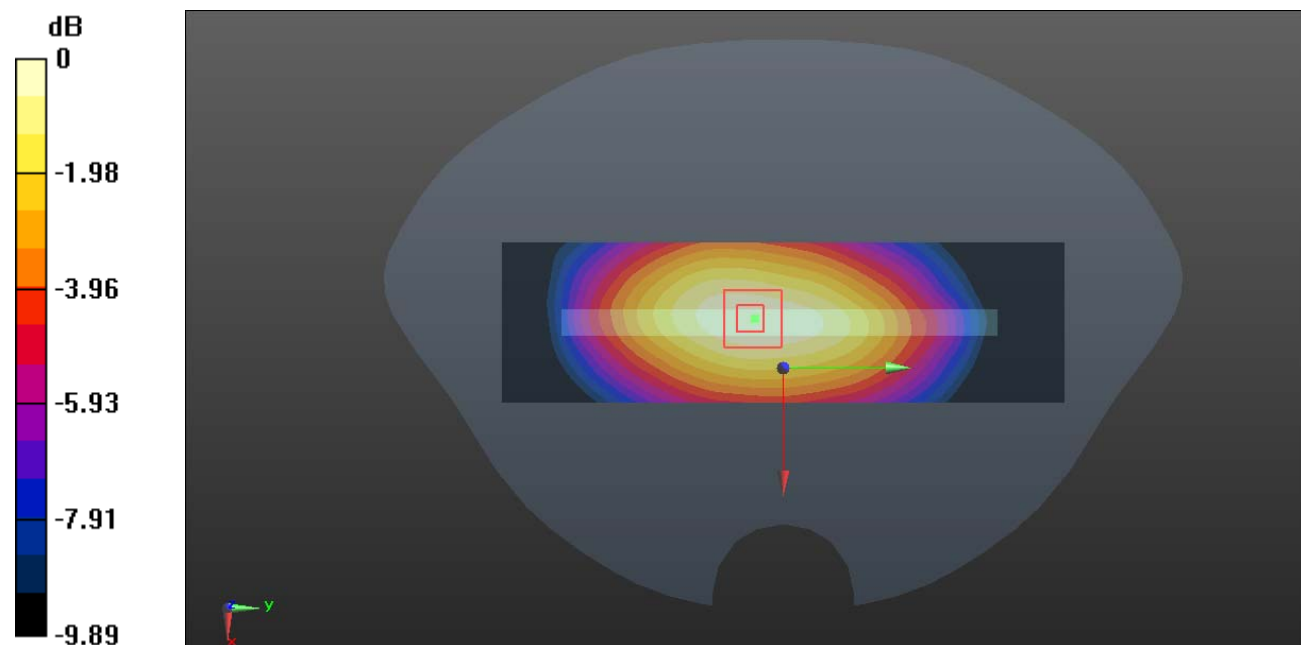
Zoom Scan (5x5x7)/Cube 0: Measurement grid: dx=8mm, dy=8mm, dz=5mm

Reference Value = 11.86 V/m; Power Drift = -0.08 dB

Peak SAR (extrapolated) = 0.193 W/kg

SAR(1 g) = 0.122 W/kg; SAR(10 g) = 0.084 W/kg

Maximum value of SAR (measured) = 0.166 W/kg



0 dB = 0.166 W/kg = -7.80 dBW/kg

Plot 135#: LTE Band 12 50%RB Mid_Body Right**DUT: Smart Phone; Type: X98pro; Serial: CR22090006-SA-S1**

Communication System: Generic FDD-LTE; Frequency: 707.5 MHz; Duty Cycle: 1:1

Medium parameters used: $f = 707.5$ MHz; $\sigma = 0.872$ S/m; $\epsilon_r = 42.285$; $\rho = 1000$ kg/m³

Phantom section: Flat Section

DASY5 Configuration:

- Probe: EX3DV4 - SN7522; ConvF(9.7, 9.7, 9.7) @ 707.5 MHz; Calibrated: 2022/5/6
- Sensor-Surface: 1.4mm (Mechanical Surface Detection)
- Electronics: DAE4 Sn1325; Calibrated: 2022/8/29
- Phantom: SAM 1; Type: QD000P40CC; Serial: TP:1412
- Measurement SW: DASY52, Version 52.10 (2); SEMCAD X Version 14.6.12 (7470)

Area Scan (41x141x1): Interpolated grid: dx=1.500 mm, dy=1.500 mm

Maximum value of SAR (interpolated) = 0.143 W/kg

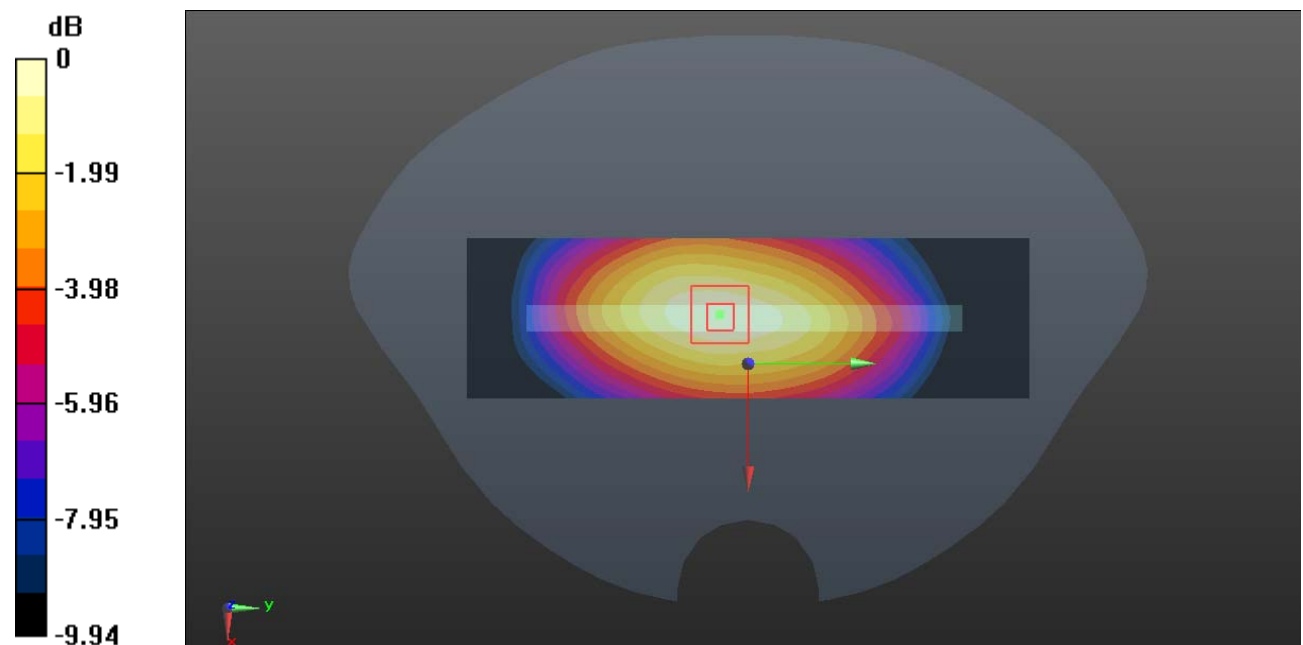
Zoom Scan (5x5x7)/Cube 0: Measurement grid: dx=8mm, dy=8mm, dz=5mm

Reference Value = 10.99 V/m; Power Drift = -0.02 dB

Peak SAR (extrapolated) = 0.168 W/kg

SAR(1 g) = 0.107 W/kg; SAR(10 g) = 0.073 W/kg

Maximum value of SAR (measured) = 0.145 W/kg



0 dB = 0.145 W/kg = -8.39 dBW/kg

Plot 136#: LTE Band 12 1RB Mid_Body Bottom**DUT: Smart Phone; Type: X98pro; Serial: CR22090006-SA-S1**

Communication System: Generic FDD-LTE; Frequency: 707.5 MHz; Duty Cycle: 1:1

Medium parameters used: $f = 707.5$ MHz; $\sigma = 0.872$ S/m; $\epsilon_r = 42.285$; $\rho = 1000$ kg/m³

Phantom section: Flat Section

DASY5 Configuration:

- Probe: EX3DV4 - SN7522; ConvF(9.7, 9.7, 9.7) @ 707.5 MHz; Calibrated: 2022/5/6
- Sensor-Surface: 1.4mm (Mechanical Surface Detection)
- Electronics: DAE4 Sn1325; Calibrated: 2022/8/29
- Phantom: SAM 1; Type: QD000P40CC; Serial: TP:1412
- Measurement SW: DASY52, Version 52.10 (2); SEMCAD X Version 14.6.12 (7470)

Area Scan (41x101x1): Interpolated grid: dx=1.500 mm, dy=1.500 mm

Maximum value of SAR (interpolated) = 0.0288 W/kg

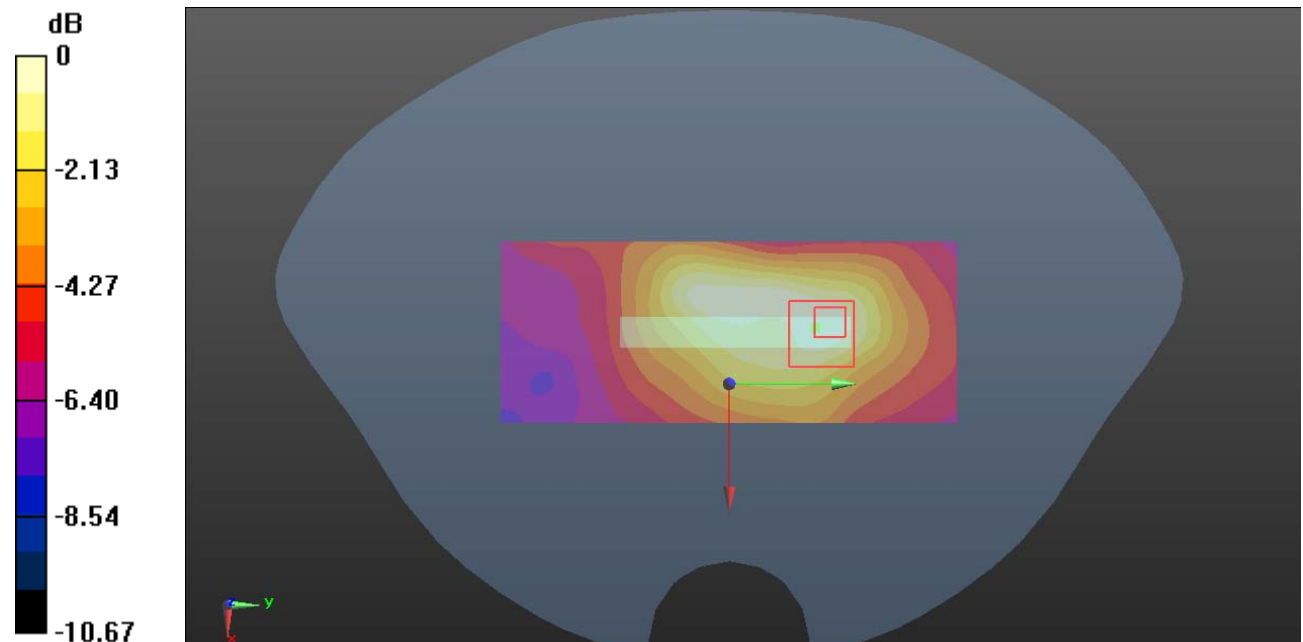
Zoom Scan (5x5x7)/Cube 0: Measurement grid: dx=8mm, dy=8mm, dz=5mm

Reference Value = 4.308 V/m; Power Drift = -0.17 dB

Peak SAR (extrapolated) = 0.0430 W/kg

SAR(1 g) = 0.020 W/kg; SAR(10 g) = 0.012 W/kg

Maximum value of SAR (measured) = 0.0293 W/kg



0 dB = 0.0293 W/kg = -15.33 dBW/kg

Plot 137#: LTE Band 12 50%RB Mid_Body Bottom**DUT: Smart Phone; Type: X98pro; Serial: CR22090006-SA-S1**

Communication System: Generic FDD-LTE; Frequency: 707.5 MHz; Duty Cycle: 1:1

Medium parameters used: $f = 707.5$ MHz; $\sigma = 0.872$ S/m; $\epsilon_r = 42.285$; $\rho = 1000$ kg/m³

Phantom section: Flat Section

DASY5 Configuration:

- Probe: EX3DV4 - SN7522; ConvF(9.7, 9.7, 9.7) @ 707.5 MHz; Calibrated: 2022/5/6
- Sensor-Surface: 1.4mm (Mechanical Surface Detection)
- Electronics: DAE4 Sn1325; Calibrated: 2022/8/29
- Phantom: SAM 1; Type: QD000P40CC; Serial: TP:1412
- Measurement SW: DASY52, Version 52.10 (2); SEMCAD X Version 14.6.12 (7470)

Area Scan (41x101x1): Interpolated grid: dx=1.500 mm, dy=1.500 mm

Maximum value of SAR (interpolated) = 0.0259 W/kg

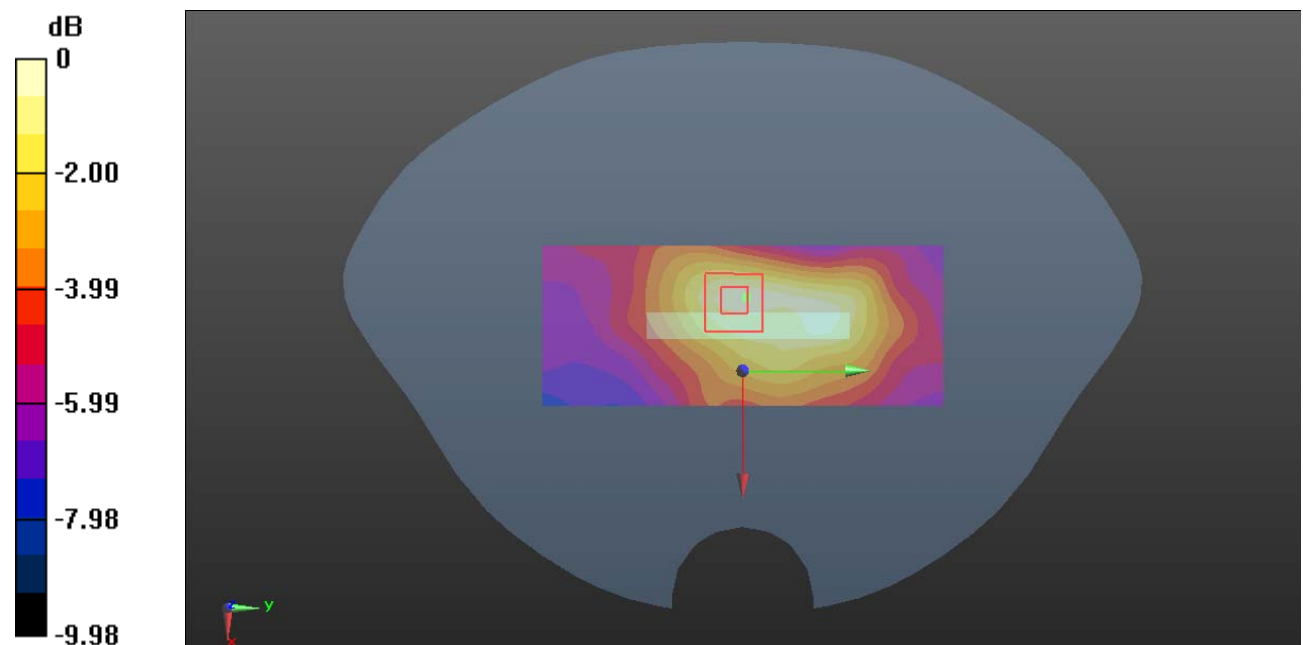
Zoom Scan (5x5x7)/Cube 0: Measurement grid: dx=8mm, dy=8mm, dz=5mm

Reference Value = 4.053 V/m; Power Drift = -0.16 dB

Peak SAR (extrapolated) = 0.0360 W/kg

SAR(1 g) = 0.016 W/kg; SAR(10 g) = 0.010 W/kg

Maximum value of SAR (measured) = 0.0270 W/kg



0 dB = 0.0270 W/kg = -15.69 dBW/kg

Plot 138#: LTE Band 66 1RB_Mid_Head Left Check**DUT: Smart Phone; Type: X98pro; Serial: CR22090006-SA-S1**

Communication System: Generic FDD-LTE; Frequency: 1745 MHz; Duty Cycle: 1:1

Medium parameters used: $f = 1745$ MHz; $\sigma = 1.357$ S/m; $\epsilon_r = 40.184$; $\rho = 1000$ kg/m³

Phantom section: Left Section

DASY5 Configuration:

- Probe: EX3DV4 - SN7522; ConvF(8.1, 8.1, 8.1) @ 1745 MHz; Calibrated: 2022/5/6
- Sensor-Surface: 1.4mm (Mechanical Surface Detection)
- Electronics: DAE4 Sn1325; Calibrated: 2022/8/29
- Phantom: SAM 1; Type: QD000P40CC; Serial: TP:1412
- Measurement SW: DASY52, Version 52.10 (2); SEMCAD X Version 14.6.12 (7470)

Area Scan (61x111x1): Interpolated grid: dx=1.500 mm, dy=1.500 mm

Maximum value of SAR (interpolated) = 0.0364 W/kg

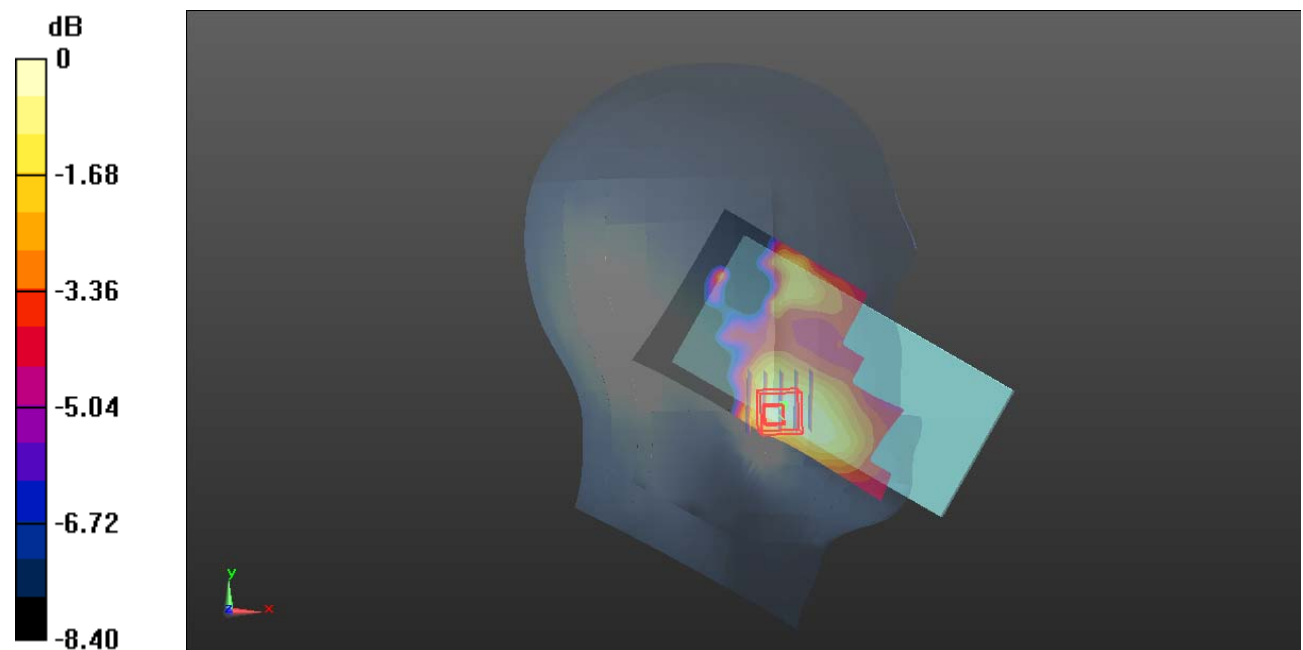
Zoom Scan (5x5x7)/Cube 0: Measurement grid: dx=8mm, dy=8mm, dz=5mm

Reference Value = 2.115 V/m; Power Drift = 0.16 dB

Peak SAR (extrapolated) = 0.0430 W/kg

SAR(1 g) = 0.028 W/kg; SAR(10 g) = 0.019 W/kg

Maximum value of SAR (measured) = 0.0365 W/kg



0 dB = 0.0365 W/kg = -14.38 dBW/kg

Plot 139#: LTE Band 66 50%RB _Mid_Head Left Cheek**DUT: Smart Phone; Type: X98pro; Serial: CR22090006-SA-S1**

Communication System: Generic FDD-LTE; Frequency: 1745 MHz; Duty Cycle: 1:1

Medium parameters used: $f = 1745$ MHz; $\sigma = 1.357$ S/m; $\epsilon_r = 40.184$; $\rho = 1000$ kg/m³

Phantom section: Left Section

DASY5 Configuration:

- Probe: EX3DV4 - SN7522; ConvF(8.1, 8.1, 8.1) @ 1745 MHz; Calibrated: 2022/5/6
- Sensor-Surface: 1.4mm (Mechanical Surface Detection)
- Electronics: DAE4 Sn1325; Calibrated: 2022/8/29
- Phantom: SAM 1; Type: QD000P40CC; Serial: TP:1412
- Measurement SW: DASY52, Version 52.10 (2); SEMCAD X Version 14.6.12 (7470)

Area Scan (61x111x1): Interpolated grid: dx=1.500 mm, dy=1.500 mm

Maximum value of SAR (interpolated) = 0.0443 W/kg


Zoom Scan (5x5x7)/Cube 0: Measurement grid: dx=8mm, dy=8mm, dz=5mm

Reference Value = 2.677 V/m; Power Drift = -0.07 dB

Peak SAR (extrapolated) = 0.0510 W/kg

SAR(1 g) = 0.033 W/kg; SAR(10 g) = 0.023 W/kg

Maximum value of SAR (measured) = 0.0423 W/kg



0 dB = 0.0423 W/kg = -13.74 dBW/kg

Plot 140#: LTE Band 66 1RB_Mid_Head Left Tilt**DUT: Smart Phone; Type: X98pro; Serial: CR22090006-SA-S1**

Communication System: Generic FDD-LTE; Frequency: 1745 MHz; Duty Cycle: 1:1

Medium parameters used: $f = 1745$ MHz; $\sigma = 1.357$ S/m; $\epsilon_r = 40.184$; $\rho = 1000$ kg/m³

Phantom section: Left Section

DASY5 Configuration:

- Probe: EX3DV4 - SN7522; ConvF(8.1, 8.1, 8.1) @ 1745 MHz; Calibrated: 2022/5/6
- Sensor-Surface: 1.4mm (Mechanical Surface Detection)
- Electronics: DAE4 Sn1325; Calibrated: 2022/8/29
- Phantom: SAM 1; Type: QD000P40CC; Serial: TP:1412
- Measurement SW: DASY52, Version 52.10 (2); SEMCAD X Version 14.6.12 (7470)

Area Scan (71x121x1): Interpolated grid: dx=1.500 mm, dy=1.500 mm

Maximum value of SAR (interpolated) = 0.0292 W/kg

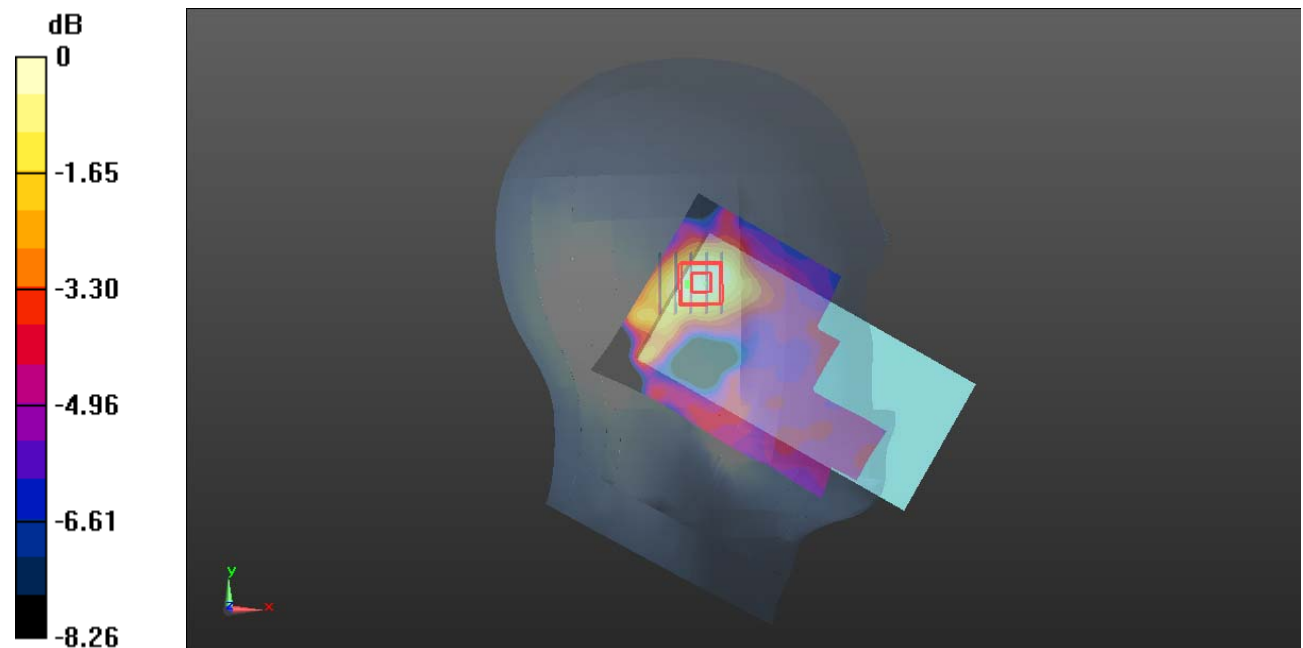
Zoom Scan (5x5x7)/Cube 0: Measurement grid: dx=8mm, dy=8mm, dz=5mm

Reference Value = 3.881 V/m; Power Drift = 0.15 dB

Peak SAR (extrapolated) = 0.0350 W/kg

SAR(1 g) = 0.022 W/kg; SAR(10 g) = 0.015 W/kg

Maximum value of SAR (measured) = 0.0282 W/kg



0 dB = 0.0282 W/kg = -15.50 dBW/kg

Plot 141#: LTE Band 66 50%RB _Mid_Head Left Tilt**DUT: Smart Phone; Type: X98pro; Serial: CR22090006-SA-S1**

Communication System: Generic FDD-LTE; Frequency: 1745 MHz; Duty Cycle: 1:1

Medium parameters used: $f = 1745$ MHz; $\sigma = 1.357$ S/m; $\epsilon_r = 40.184$; $\rho = 1000$ kg/m³

Phantom section: Left Section

DASY5 Configuration:

- Probe: EX3DV4 - SN7522; ConvF(8.1, 8.1, 8.1) @ 1745 MHz; Calibrated: 2022/5/6
- Sensor-Surface: 1.4mm (Mechanical Surface Detection)
- Electronics: DAE4 Sn1325; Calibrated: 2022/8/29
- Phantom: SAM 1; Type: QD000P40CC; Serial: TP:1412
- Measurement SW: DASY52, Version 52.10 (2); SEMCAD X Version 14.6.12 (7470)

Area Scan (71x121x1): Interpolated grid: dx=1.500 mm, dy=1.500 mm

Maximum value of SAR (interpolated) = 0.0302 W/kg


Zoom Scan (5x5x7)/Cube 0: Measurement grid: dx=8mm, dy=8mm, dz=5mm

Reference Value = 4.549 V/m; Power Drift = -0.20 dB

Peak SAR (extrapolated) = 0.0350 W/kg

SAR(1 g) = 0.023 W/kg; SAR(10 g) = 0.015 W/kg

Maximum value of SAR (measured) = 0.0299 W/kg



0 dB = 0.0299 W/kg = -15.24 dBW/kg

Plot 142#: LTE Band 66 1RB_Mid_Head Right Check**DUT: Smart Phone; Type: X98pro; Serial: CR22090006-SA-S1**

Communication System: Generic FDD-LTE; Frequency: 1745 MHz; Duty Cycle: 1:1

Medium parameters used: $f = 1745$ MHz; $\sigma = 1.357$ S/m; $\epsilon_r = 40.184$; $\rho = 1000$ kg/m³

Phantom section: Right Section

DASY5 Configuration:

- Probe: EX3DV4 - SN7522; ConvF(8.1, 8.1, 8.1) @ 1745 MHz; Calibrated: 2022/5/6
- Sensor-Surface: 1.4mm (Mechanical Surface Detection)
- Electronics: DAE4 Sn1325; Calibrated: 2022/8/29
- Phantom: SAM 1; Type: QD000P40CC; Serial: TP:1412
- Measurement SW: DASY52, Version 52.10 (2); SEMCAD X Version 14.6.12 (7470)

Area Scan (61x121x1): Interpolated grid: dx=1.500 mm, dy=1.500 mm

Maximum value of SAR (interpolated) = 0.0457 W/kg


Zoom Scan (5x5x7)/Cube 0: Measurement grid: dx=8mm, dy=8mm, dz=5mm

Reference Value = 2.857 V/m; Power Drift = 0.15 dB

Peak SAR (extrapolated) = 0.0490 W/kg

SAR(1 g) = 0.031 W/kg; SAR(10 g) = 0.021 W/kg

Maximum value of SAR (measured) = 0.0410 W/kg



0 dB = 0.0410 W/kg = -13.87 dBW/kg

Plot 143#: LTE Band 66 50%RB _Mid_Head Right Cheek**DUT: Smart Phone; Type: X98pro; Serial: CR22090006-SA-S1**

Communication System: Generic FDD-LTE; Frequency: 1745 MHz; Duty Cycle: 1:1

Medium parameters used: $f = 1745$ MHz; $\sigma = 1.357$ S/m; $\epsilon_r = 40.184$; $\rho = 1000$ kg/m³

Phantom section: Right Section

DASY5 Configuration:

- Probe: EX3DV4 - SN7522; ConvF(8.1, 8.1, 8.1) @ 1745 MHz; Calibrated: 2022/5/6
- Sensor-Surface: 1.4mm (Mechanical Surface Detection)
- Electronics: DAE4 Sn1325; Calibrated: 2022/8/29
- Phantom: SAM 1; Type: QD000P40CC; Serial: TP:1412
- Measurement SW: DASY52, Version 52.10 (2); SEMCAD X Version 14.6.12 (7470)

Area Scan (61x121x1): Interpolated grid: dx=1.500 mm, dy=1.500 mm

Maximum value of SAR (interpolated) = 0.0483 W/kg

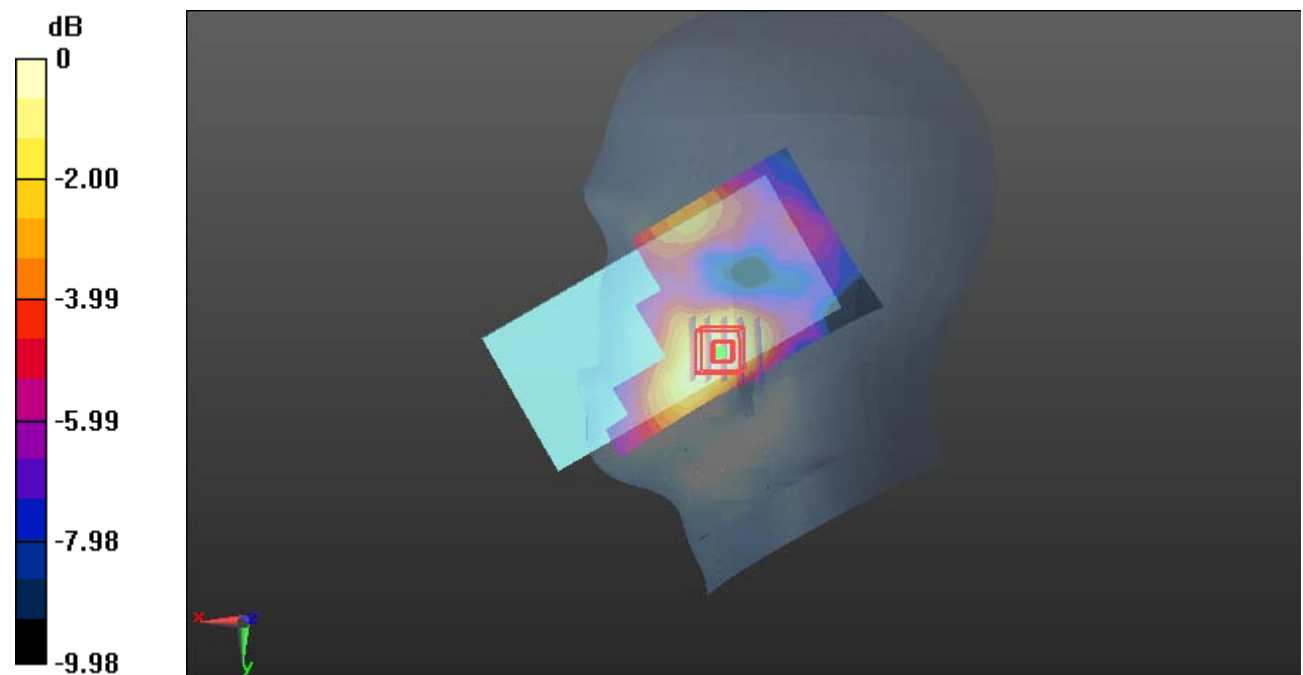
Zoom Scan (5x5x7)/Cube 0: Measurement grid: dx=8mm, dy=8mm, dz=5mm

Reference Value = 3.140 V/m; Power Drift = -0.16 dB

Peak SAR (extrapolated) = 0.0510 W/kg

SAR(1 g) = 0.031 W/kg; SAR(10 g) = 0.021 W/kg

Maximum value of SAR (measured) = 0.0426 W/kg



0 dB = 0.0426 W/kg = -13.71 dBW/kg

Plot 144#: LTE Band 66 1RB_Mid_Head Right Tilt**DUT: Smart Phone; Type: X98pro; Serial: CR22090006-SA-S1**

Communication System: Generic FDD-LTE; Frequency: 1745 MHz; Duty Cycle: 1:1

Medium parameters used: $f = 1745$ MHz; $\sigma = 1.357$ S/m; $\epsilon_r = 40.184$; $\rho = 1000$ kg/m³

Phantom section: Right Section

DASY5 Configuration:

- Probe: EX3DV4 - SN7522; ConvF(8.1, 8.1, 8.1) @ 1745 MHz; Calibrated: 2022/5/6
- Sensor-Surface: 1.4mm (Mechanical Surface Detection)
- Electronics: DAE4 Sn1325; Calibrated: 2022/8/29
- Phantom: SAM 1; Type: QD000P40CC; Serial: TP:1412
- Measurement SW: DASY52, Version 52.10 (2); SEMCAD X Version 14.6.12 (7470)

Area Scan (61x121x1): Interpolated grid: dx=1.500 mm, dy=1.500 mm

Maximum value of SAR (interpolated) = 0.0314 W/kg


Zoom Scan (5x5x7)/Cube 0: Measurement grid: dx=8mm, dy=8mm, dz=5mm

Reference Value = 4.228 V/m; Power Drift = 0.03 dB

Peak SAR (extrapolated) = 0.0360 W/kg

SAR(1 g) = 0.022 W/kg; SAR(10 g) = 0.014 W/kg

Maximum value of SAR (measured) = 0.0298 W/kg



0 dB = 0.0298 W/kg = -15.26 dBW/kg

Plot 145#: LTE Band 66 50%RB _Mid_Head Right Tilt**DUT: Smart Phone; Type: X98pro; Serial: CR22090006-SA-S1**

Communication System: Generic FDD-LTE; Frequency: 1745 MHz; Duty Cycle: 1:1

Medium parameters used: $f = 1745$ MHz; $\sigma = 1.357$ S/m; $\epsilon_r = 40.184$; $\rho = 1000$ kg/m³

Phantom section: Right Section

DASY5 Configuration:

- Probe: EX3DV4 - SN7522; ConvF(8.1, 8.1, 8.1) @ 1745 MHz; Calibrated: 2022/5/6
- Sensor-Surface: 1.4mm (Mechanical Surface Detection)
- Electronics: DAE4 Sn1325; Calibrated: 2022/8/29
- Phantom: SAM 1; Type: QD000P40CC; Serial: TP:1412
- Measurement SW: DASY52, Version 52.10 (2); SEMCAD X Version 14.6.12 (7470)

Area Scan (61x121x1): Interpolated grid: dx=1.500 mm, dy=1.500 mm

Maximum value of SAR (interpolated) = 0.0312 W/kg


Zoom Scan (5x5x7)/Cube 0: Measurement grid: dx=8mm, dy=8mm, dz=5mm

Reference Value = 3.985 V/m; Power Drift = 0.14 dB

Peak SAR (extrapolated) = 0.0350 W/kg

SAR(1 g) = 0.021 W/kg; SAR(10 g) = 0.014 W/kg

Maximum value of SAR (measured) = 0.0296 W/kg



0 dB = 0.0296 W/kg = -15.29 dBW/kg

Plot 146#: LTE Band 66 1RB_Mid_Body Front**DUT: Smart Phone; Type: X98pro; Serial: CR22090006-SA-S1**

Communication System: Generic FDD-LTE; Frequency: 1745 MHz; Duty Cycle: 1:1

Medium parameters used: $f = 1745$ MHz; $\sigma = 1.357$ S/m; $\epsilon_r = 40.184$; $\rho = 1000$ kg/m³

Phantom section: Flat Section

DASY5 Configuration:

- Probe: EX3DV4 - SN7522; ConvF(8.1, 8.1, 8.1) @ 1745 MHz; Calibrated: 2022/5/6
- Sensor-Surface: 1.4mm (Mechanical Surface Detection)
- Electronics: DAE4 Sn1325; Calibrated: 2022/8/29
- Phantom: SAM 1; Type: QD000P40CC; Serial: TP:1412
- Measurement SW: DASY52, Version 52.10 (2); SEMCAD X Version 14.6.12 (7470)

Area Scan (71x131x1): Interpolated grid: dx=1.500 mm, dy=1.500 mm

Maximum value of SAR (interpolated) = 0.292 W/kg

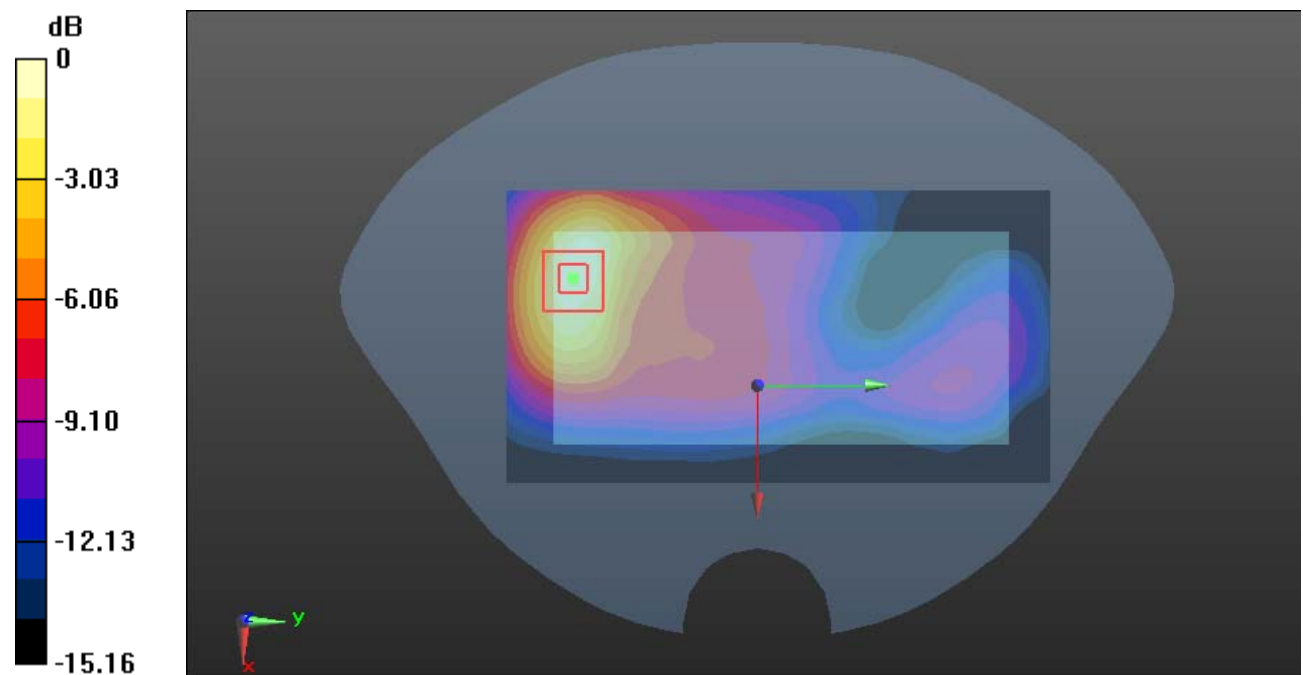
Zoom Scan (5x5x7)/Cube 0: Measurement grid: dx=8mm, dy=8mm, dz=5mm

Reference Value = 5.730 V/m; Power Drift = -0.11 dB

Peak SAR (extrapolated) = 0.376 W/kg

SAR(1 g) = 0.215 W/kg; SAR(10 g) = 0.124 W/kg

Maximum value of SAR (measured) = 0.320 W/kg



0 dB = 0.320 W/kg = -4.95 dBW/kg

Plot 147#: LTE Band 66 50%RB _Mid_Body Front**DUT: Smart Phone; Type: X98pro; Serial: CR22090006-SA-S1**

Communication System: Generic FDD-LTE; Frequency: 1745 MHz; Duty Cycle: 1:1

Medium parameters used: $f = 1745$ MHz; $\sigma = 1.357$ S/m; $\epsilon_r = 40.184$; $\rho = 1000$ kg/m³

Phantom section: Flat Section

DASY5 Configuration:

- Probe: EX3DV4 - SN7522; ConvF(8.1, 8.1, 8.1) @ 1745 MHz; Calibrated: 2022/5/6
- Sensor-Surface: 1.4mm (Mechanical Surface Detection)
- Electronics: DAE4 Sn1325; Calibrated: 2022/8/29
- Phantom: SAM 1; Type: QD000P40CC; Serial: TP:1412
- Measurement SW: DASY52, Version 52.10 (2); SEMCAD X Version 14.6.12 (7470)

Area Scan (71x131x1): Interpolated grid: dx=1.500 mm, dy=1.500 mm

Maximum value of SAR (interpolated) = 0.304 W/kg

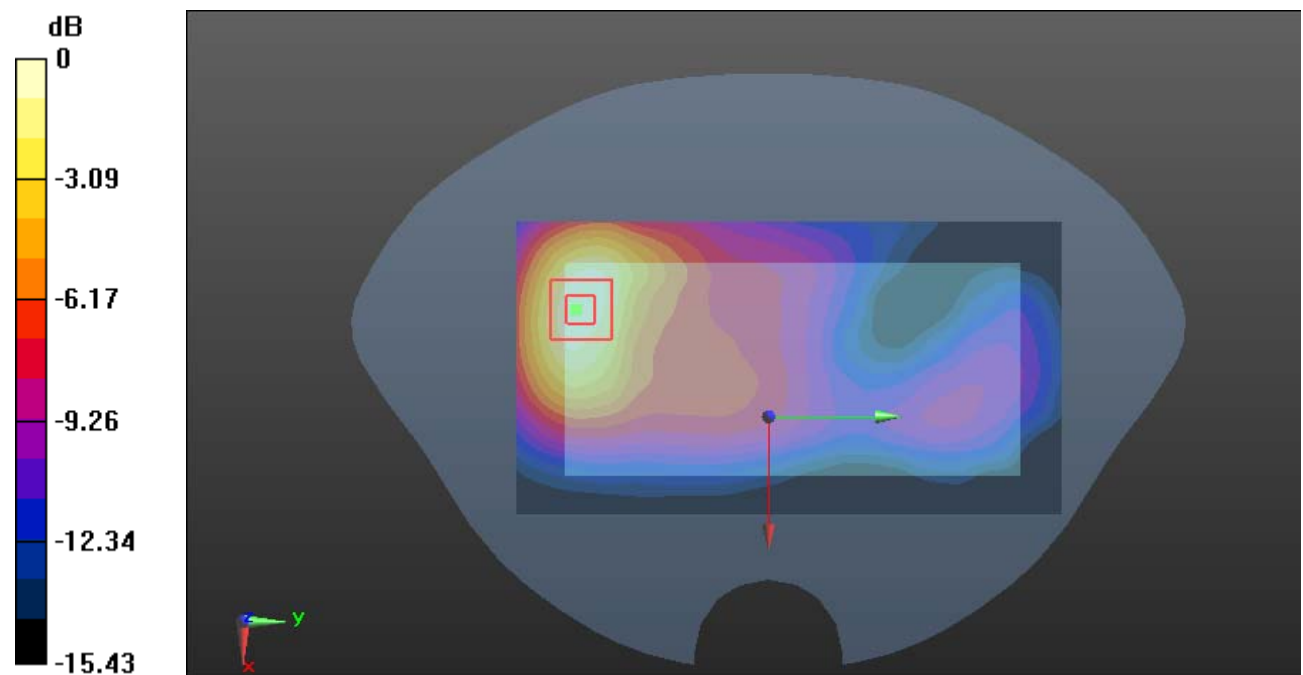
Zoom Scan (5x5x7)/Cube 0: Measurement grid: dx=8mm, dy=8mm, dz=5mm

Reference Value = 5.754 V/m; Power Drift = 0.07 dB

Peak SAR (extrapolated) = 0.377 W/kg

SAR(1 g) = 0.224 W/kg; SAR(10 g) = 0.130 W/kg

Maximum value of SAR (measured) = 0.317 W/kg



0 dB = 0.317 W/kg = -4.99 dBW/kg

Plot 149#: LTE Band 66 1RB_Mid_Body Back**DUT: Smart Phone; Type: X98pro; Serial: CR22090006-SA-S1**

Communication System: Generic FDD-LTE; Frequency: 1745 MHz; Duty Cycle: 1:1

Medium parameters used: $f = 1745$ MHz; $\sigma = 1.357$ S/m; $\epsilon_r = 40.184$; $\rho = 1000$ kg/m³

Phantom section: Flat Section

DASY5 Configuration:

- Probe: EX3DV4 - SN7522; ConvF(8.1, 8.1, 8.1) @ 1745 MHz; Calibrated: 2022/5/6
- Sensor-Surface: 1.4mm (Mechanical Surface Detection)
- Electronics: DAE4 Sn1325; Calibrated: 2022/8/29
- Phantom: SAM 1; Type: QD000P40CC; Serial: TP:1412
- Measurement SW: DASY52, Version 52.10 (2); SEMCAD X Version 14.6.12 (7470)

Area Scan (71x131x1): Interpolated grid: dx=1.500 mm, dy=1.500 mm

Maximum value of SAR (interpolated) = 0.964 W/kg

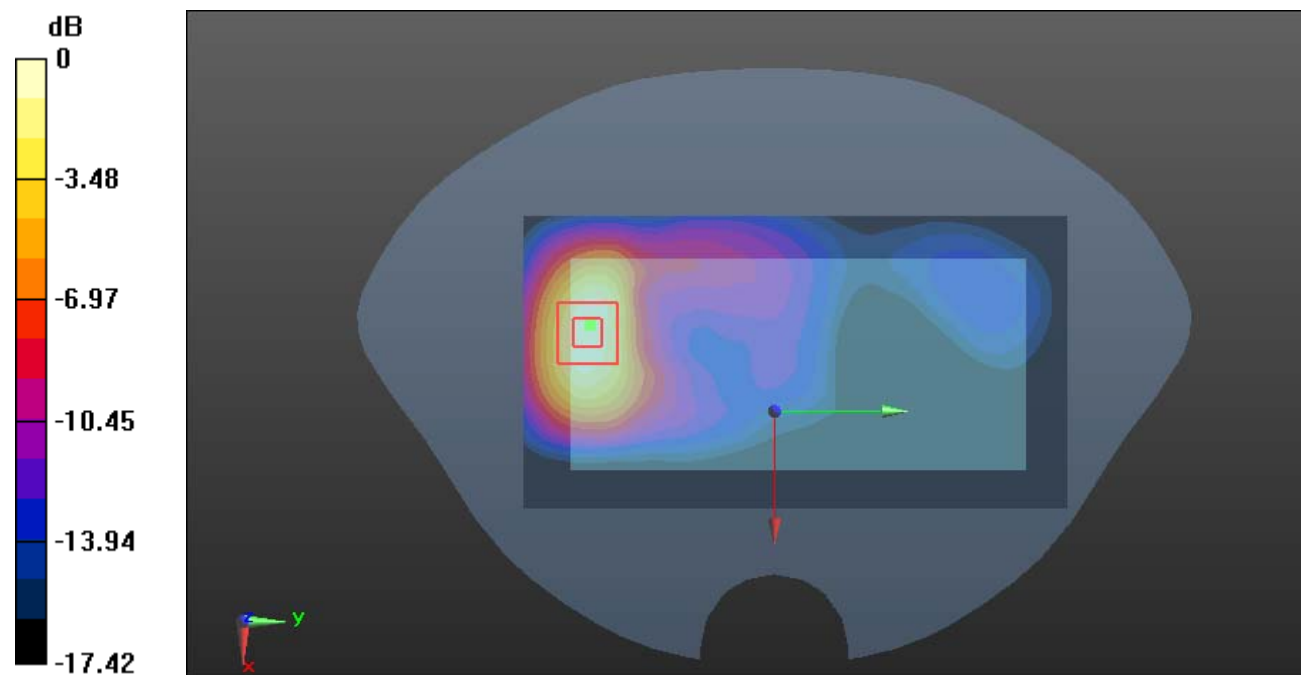
Zoom Scan (5x5x7)/Cube 0: Measurement grid: dx=8mm, dy=8mm, dz=5mm

Reference Value = 5.878 V/m; Power Drift = -0.02 dB

Peak SAR (extrapolated) = 1.17 W/kg

SAR(1 g) = 0.663 W/kg; SAR(10 g) = 0.362 W/kg

Maximum value of SAR (measured) = 0.985 W/kg



0 dB = 0.985 W/kg = -0.07 dBW/kg

Plot 148#: LTE Band 66 50%RB _Mid_Body Back**DUT: Smart Phone; Type: X98pro; Serial: CR22090006-SA-S1**

Communication System: Generic FDD-LTE; Frequency: 1745 MHz; Duty Cycle: 1:1

Medium parameters used: $f = 1745$ MHz; $\sigma = 1.357$ S/m; $\epsilon_r = 40.184$; $\rho = 1000$ kg/m³

Phantom section: Flat Section

DASY5 Configuration:

- Probe: EX3DV4 - SN7522; ConvF(8.1, 8.1, 8.1) @ 1745 MHz; Calibrated: 2022/5/6
- Sensor-Surface: 1.4mm (Mechanical Surface Detection)
- Electronics: DAE4 Sn1325; Calibrated: 2022/8/29
- Phantom: SAM 1; Type: QD000P40CC; Serial: TP:1412
- Measurement SW: DASY52, Version 52.10 (2); SEMCAD X Version 14.6.12 (7470)

Area Scan (71x131x1): Interpolated grid: dx=1.500 mm, dy=1.500 mm

Maximum value of SAR (interpolated) = 0.923 W/kg

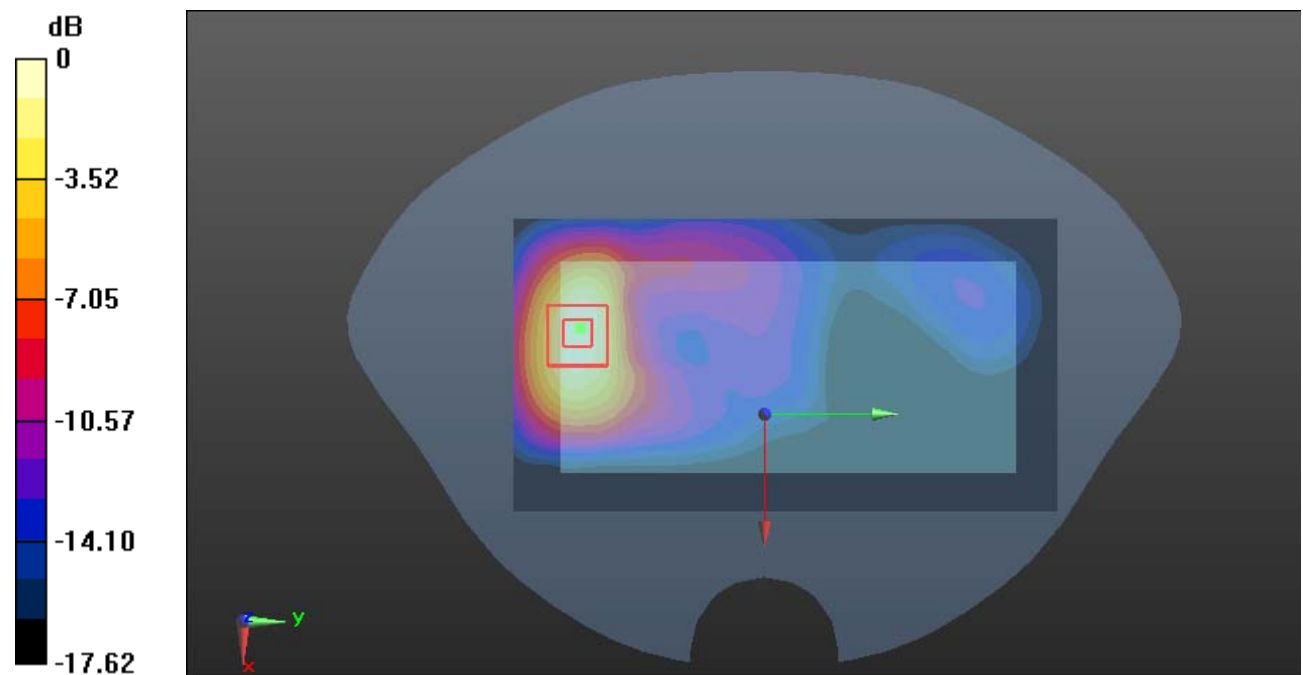
Zoom Scan (5x5x7)/Cube 0: Measurement grid: dx=8mm, dy=8mm, dz=5mm

Reference Value = 5.882 V/m; Power Drift = -0.03 dB

Peak SAR (extrapolated) = 1.13 W/kg

SAR(1 g) = 0.640 W/kg; SAR(10 g) = 0.348 W/kg

Maximum value of SAR (measured) = 0.953 W/kg



0 dB = 0.953 W/kg = -0.21 dBW/kg

Plot 150#: LTE Band 66 1RB_Mid_Body Left**DUT: Smart Phone; Type: X98pro; Serial: CR22090006-SA-S1**

Communication System: Generic FDD-LTE; Frequency: 1745 MHz; Duty Cycle: 1:1

Medium parameters used: $f = 1745$ MHz; $\sigma = 1.357$ S/m; $\epsilon_r = 40.184$; $\rho = 1000$ kg/m³

Phantom section: Flat Section

DASY5 Configuration:

- Probe: EX3DV4 - SN7522; ConvF(8.1, 8.1, 8.1) @ 1745 MHz; Calibrated: 2022/5/6
- Sensor-Surface: 1.4mm (Mechanical Surface Detection)
- Electronics: DAE4 Sn1325; Calibrated: 2022/8/29
- Phantom: SAM 1; Type: QD000P40CC; Serial: TP:1412
- Measurement SW: DASY52, Version 52.10 (2); SEMCAD X Version 14.6.12 (7470)

Area Scan (41x141x1): Interpolated grid: dx=1.500 mm, dy=1.500 mm

Maximum value of SAR (interpolated) = 0.0458 W/kg

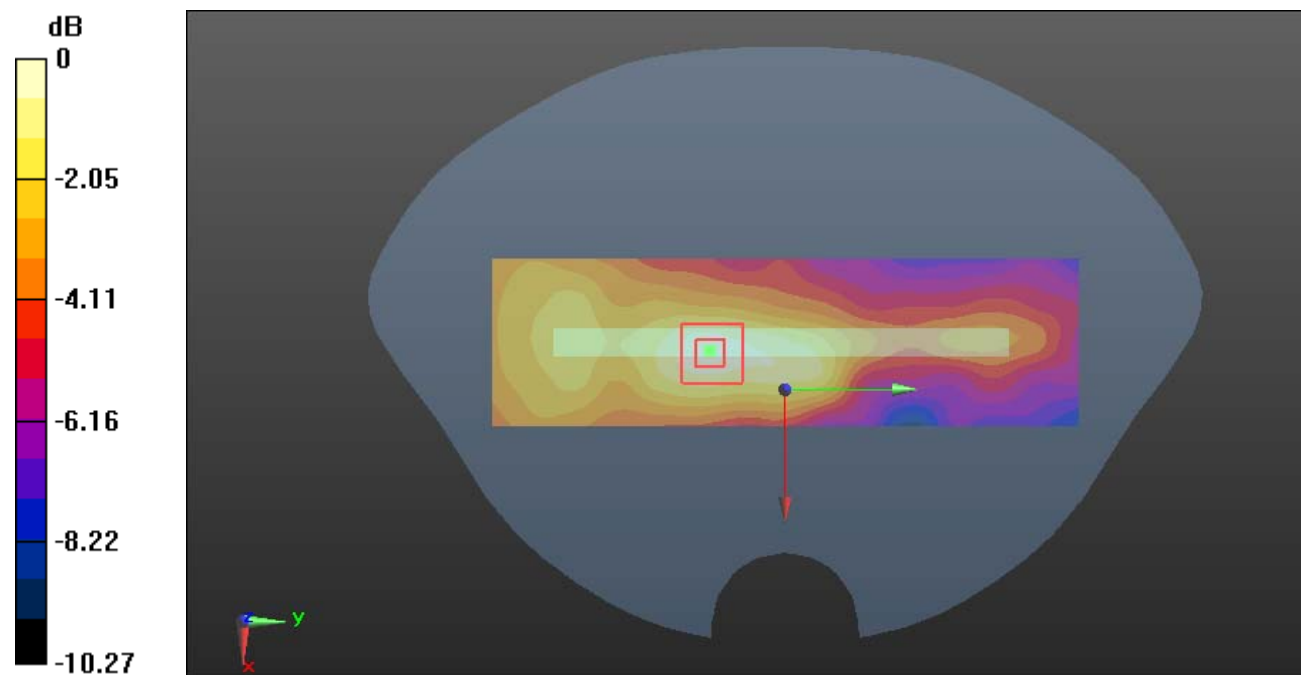
Zoom Scan (5x5x7)/Cube 0: Measurement grid: dx=8mm, dy=8mm, dz=5mm

Reference Value = 4.472 V/m; Power Drift = -0.18 dB

Peak SAR (extrapolated) = 0.0540 W/kg

SAR(1 g) = 0.032 W/kg; SAR(10 g) = 0.020 W/kg

Maximum value of SAR (measured) = 0.0462 W/kg



0 dB = 0.0462 W/kg = -13.35 dBW/kg

Plot 151#: LTE Band 66 50#RB_Mid_Body Left**DUT: Smart Phone; Type: X98pro; Serial: CR22090006-SA-S1**

Communication System: Generic FDD-LTE; Frequency: 1745 MHz; Duty Cycle: 1:1

Medium parameters used: $f = 1745$ MHz; $\sigma = 1.357$ S/m; $\epsilon_r = 40.184$; $\rho = 1000$ kg/m³

Phantom section: Flat Section

DASY5 Configuration:

- Probe: EX3DV4 - SN7522; ConvF(8.1, 8.1, 8.1) @ 1745 MHz; Calibrated: 2022/5/6
- Sensor-Surface: 1.4mm (Mechanical Surface Detection)
- Electronics: DAE4 Sn1325; Calibrated: 2022/8/29
- Phantom: SAM 1; Type: QD000P40CC; Serial: TP:1412
- Measurement SW: DASY52, Version 52.10 (2); SEMCAD X Version 14.6.12 (7470)

Area Scan (41x141x1): Interpolated grid: dx=1.500 mm, dy=1.500 mm

Maximum value of SAR (interpolated) = 0.0418 W/kg

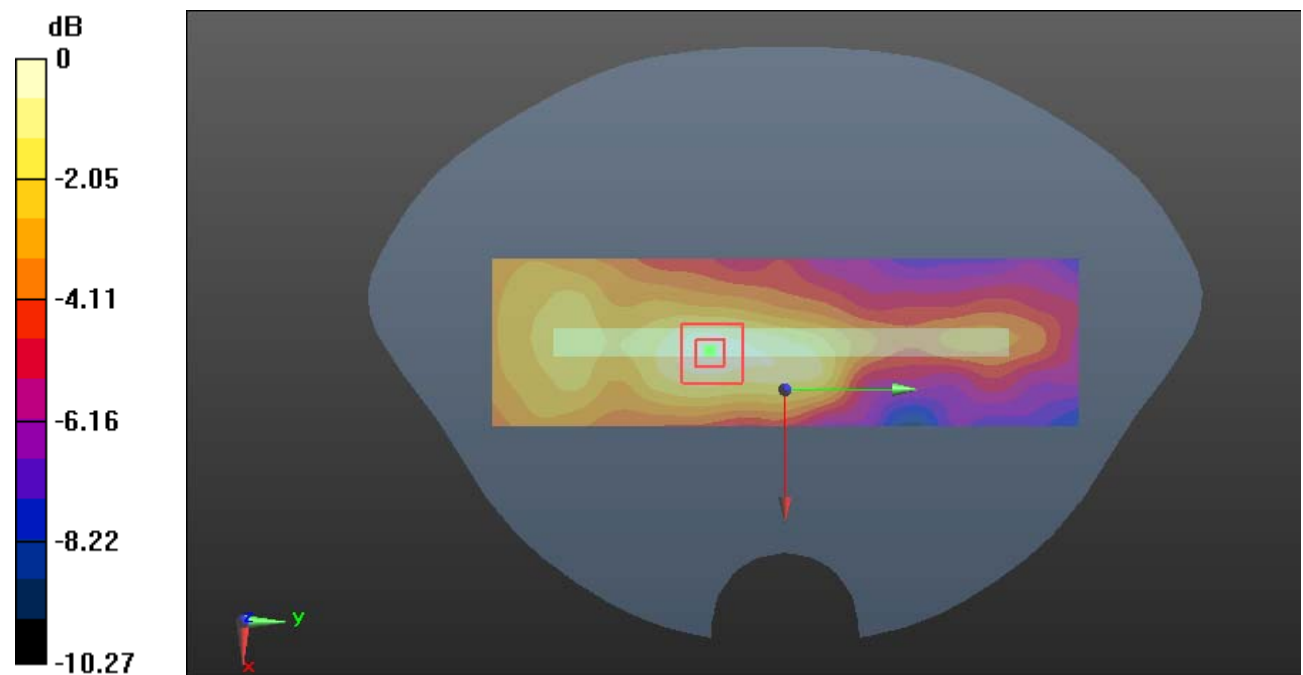
Zoom Scan (5x5x7)/Cube 0: Measurement grid: dx=8mm, dy=8mm, dz=5mm

Reference Value = 4.427V/m; Power Drift = -0.16 dB

Peak SAR (extrapolated) = 0.0540 W/kg

SAR(1 g) = 0.028 W/kg; SAR(10 g) = 0.018 W/kg

Maximum value of SAR (measured) = 0.0426 W/kg



0 dB = 0.0426 W/kg = -13.71 dBW/kg

Plot 152#: LTE Band 66 1RB_Mid_Body Right**DUT: Smart Phone; Type: X98pro; Serial: CR22090006-SA-S1**

Communication System: Generic FDD-LTE; Frequency: 1745 MHz; Duty Cycle: 1:1

Medium parameters used: $f = 1745$ MHz; $\sigma = 1.357$ S/m; $\epsilon_r = 40.184$; $\rho = 1000$ kg/m³

Phantom section: Flat Section

DASY5 Configuration:

- Probe: EX3DV4 - SN7522; ConvF(8.1, 8.1, 8.1) @ 1745 MHz; Calibrated: 2022/5/6
- Sensor-Surface: 1.4mm (Mechanical Surface Detection)
- Electronics: DAE4 Sn1325; Calibrated: 2022/8/29
- Phantom: SAM 1; Type: QD000P40CC; Serial: TP:1412
- Measurement SW: DASY52, Version 52.10 (2); SEMCAD X Version 14.6.12 (7470)

Area Scan (41x141x1): Interpolated grid: dx=1.500 mm, dy=1.500 mm

Maximum value of SAR (interpolated) = 0.0333 W/kg

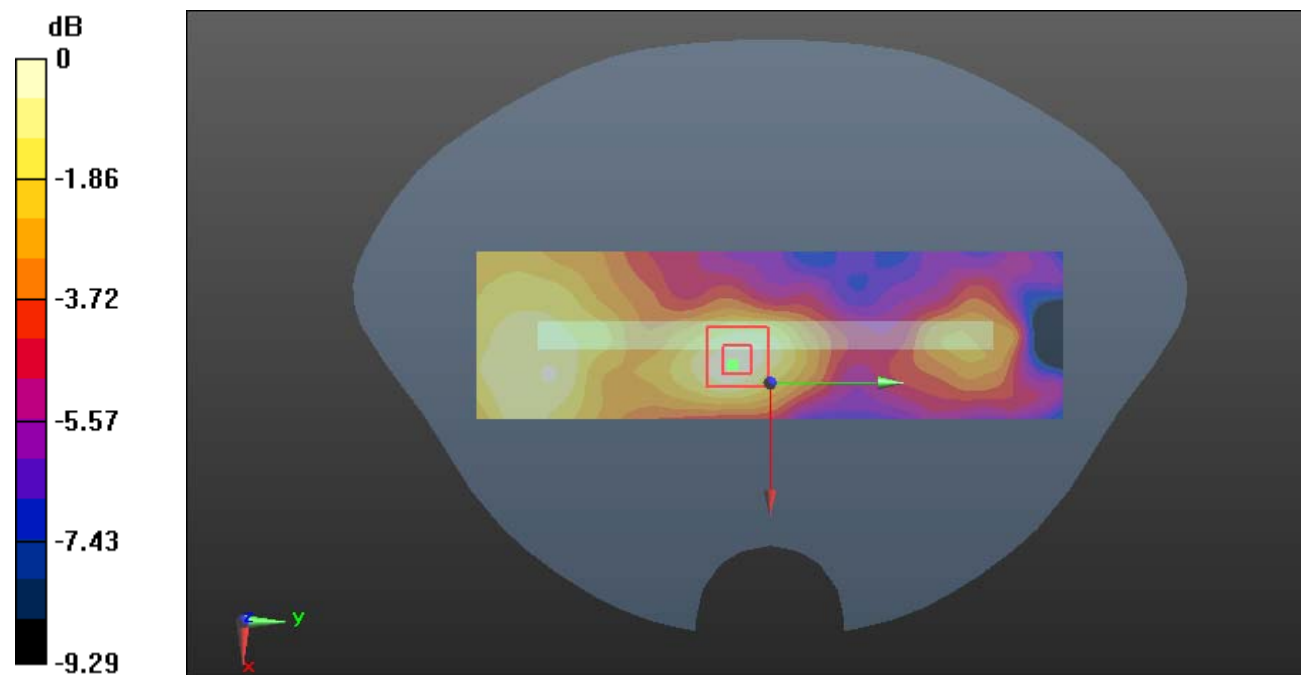
Zoom Scan (5x5x7)/Cube 0: Measurement grid: dx=8mm, dy=8mm, dz=5mm

Reference Value = 3.673 V/m; Power Drift = 0.01 dB

Peak SAR (extrapolated) = 0.0400 W/kg

SAR(1 g) = 0.024 W/kg; SAR(10 g) = 0.015 W/kg

Maximum value of SAR (measured) = 0.0337 W/kg



0 dB = 0.0337 W/kg = -14.72 dBW/kg

Plot 153#: LTE Band 66 50%RB _Mid_Body Right**DUT: Smart Phone; Type: X98pro; Serial: CR22090006-SA-S1**

Communication System: Generic FDD-LTE; Frequency: 1745 MHz; Duty Cycle: 1:1

Medium parameters used: $f = 1745$ MHz; $\sigma = 1.357$ S/m; $\epsilon_r = 40.184$; $\rho = 1000$ kg/m³

Phantom section: Flat Section

DASY5 Configuration:

- Probe: EX3DV4 - SN7522; ConvF(8.1, 8.1, 8.1) @ 1745 MHz; Calibrated: 2022/5/6
- Sensor-Surface: 1.4mm (Mechanical Surface Detection)
- Electronics: DAE4 Sn1325; Calibrated: 2022/8/29
- Phantom: SAM 1; Type: QD000P40CC; Serial: TP:1412
- Measurement SW: DASY52, Version 52.10 (2); SEMCAD X Version 14.6.12 (7470)

Area Scan (41x141x1): Interpolated grid: dx=1.500 mm, dy=1.500 mm

Maximum value of SAR (interpolated) = 0.0357 W/kg

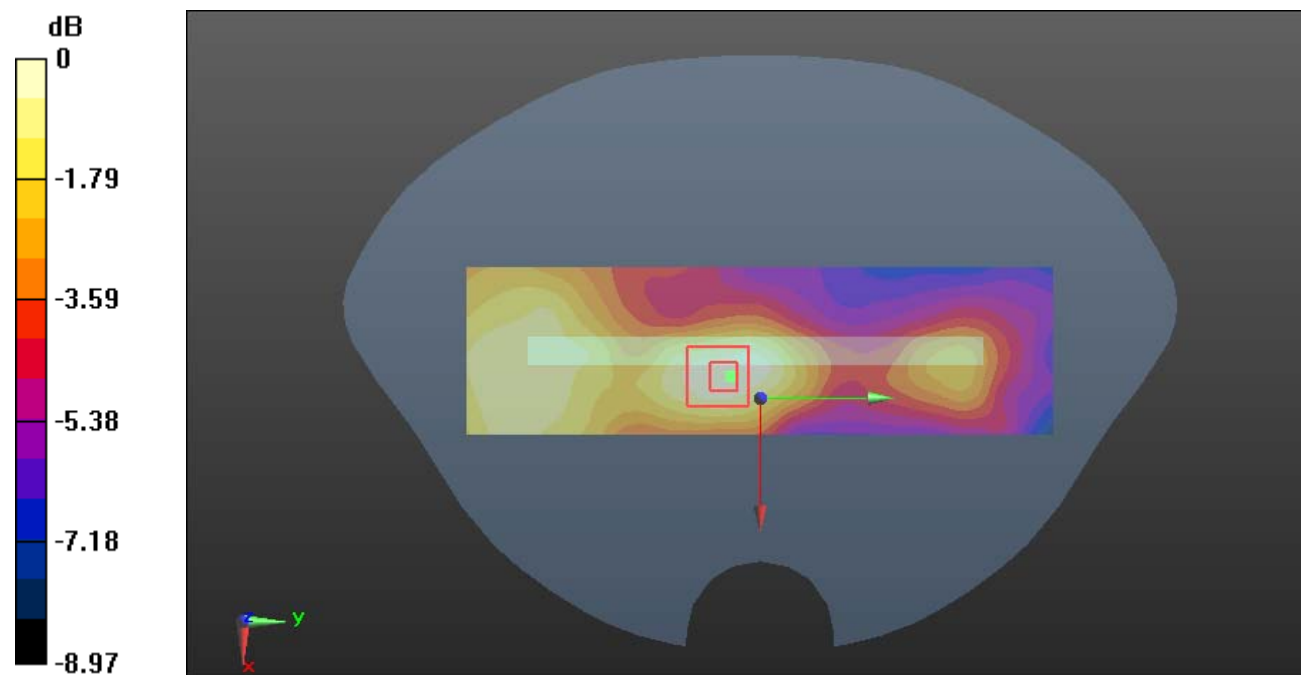
Zoom Scan (5x5x7)/Cube 0: Measurement grid: dx=8mm, dy=8mm, dz=5mm

Reference Value = 3.987 V/m; Power Drift = -0.16 dB

Peak SAR (extrapolated) = 0.0410 W/kg

SAR(1 g) = 0.024 W/kg; SAR(10 g) = 0.015 W/kg

Maximum value of SAR (measured) = 0.0349 W/kg



0 dB = 0.0349 W/kg = -14.57 dBW/kg

Plot 154#: LTE Band 66 1RB_Mid_Body Bottom**DUT: Smart Phone; Type: X98pro; Serial: CR22090006-SA-S1**

Communication System: Generic FDD-LTE; Frequency: 1745 MHz; Duty Cycle: 1:1

Medium parameters used: $f = 1745$ MHz; $\sigma = 1.357$ S/m; $\epsilon_r = 40.184$; $\rho = 1000$ kg/m³

Phantom section: Flat Section

DASY5 Configuration:

- Probe: EX3DV4 - SN7522; ConvF(8.1, 8.1, 8.1) @ 1745 MHz; Calibrated: 2022/5/6
- Sensor-Surface: 1.4mm (Mechanical Surface Detection)
- Electronics: DAE4 Sn1325; Calibrated: 2022/8/29
- Phantom: SAM 1; Type: QD000P40CC; Serial: TP:1412
- Measurement SW: DASY52, Version 52.10 (2); SEMCAD X Version 14.6.12 (7470)

Area Scan (41x101x1): Interpolated grid: dx=1.500 mm, dy=1.500 mm

Maximum value of SAR (interpolated) = 1.16 W/kg

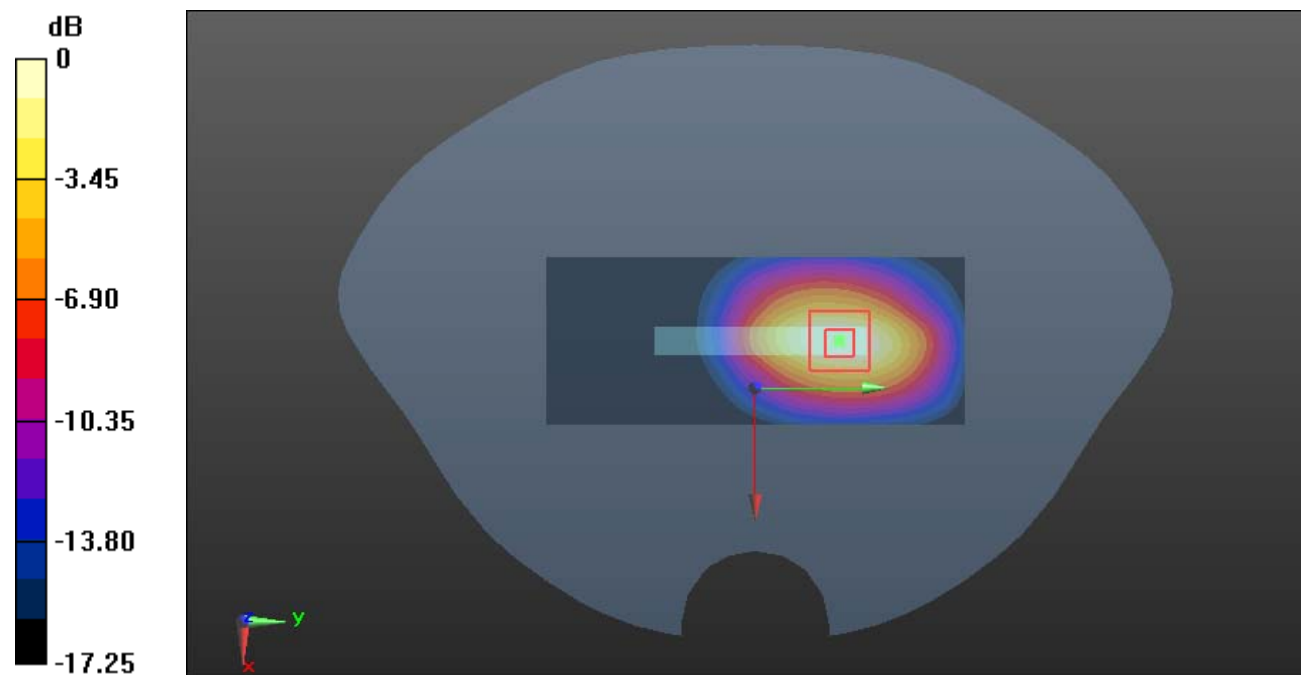
Zoom Scan (5x5x7)/Cube 0: Measurement grid: dx=8mm, dy=8mm, dz=5mm

Reference Value = 12.56 V/m; Power Drift = -0.15 dB

Peak SAR (extrapolated) = 1.37 W/kg

SAR(1 g) = 0.768 W/kg; SAR(10 g) = 0.413 W/kg

Maximum value of SAR (measured) = 1.15 W/kg



0 dB = 1.15 W/kg = 0.61 dBW/kg

Plot 155#: LTE Band 66 50%RB _Mid_Body Bottom**DUT: Smart Phone; Type: X98pro; Serial: CR22090006-SA-S1**

Communication System: Generic FDD-LTE; Frequency: 1745 MHz; Duty Cycle: 1:1

Medium parameters used: $f = 1745$ MHz; $\sigma = 1.357$ S/m; $\epsilon_r = 40.184$; $\rho = 1000$ kg/m³

Phantom section: Flat Section

DASY5 Configuration:

- Probe: EX3DV4 - SN7522; ConvF(8.1, 8.1, 8.1) @ 1745 MHz; Calibrated: 2022/5/6
- Sensor-Surface: 1.4mm (Mechanical Surface Detection)
- Electronics: DAE4 Sn1325; Calibrated: 2022/8/29
- Phantom: SAM 1; Type: QD000P40CC; Serial: TP:1412
- Measurement SW: DASY52, Version 52.10 (2); SEMCAD X Version 14.6.12 (7470)

Area Scan (41x101x1): Interpolated grid: dx=1.500 mm, dy=1.500 mm

Maximum value of SAR (interpolated) = 1.18 W/kg

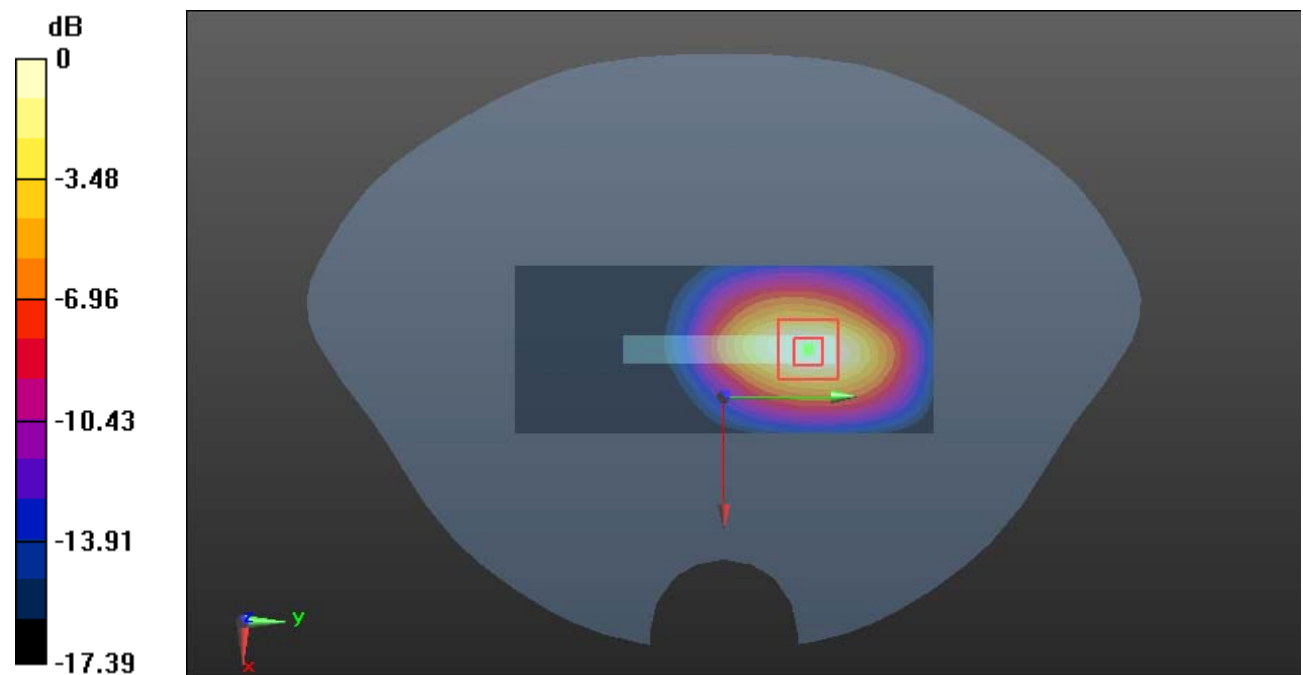
Zoom Scan (5x5x7)/Cube 0: Measurement grid: dx=8mm, dy=8mm, dz=5mm

Reference Value = 12.82 V/m; Power Drift = -0.19 dB

Peak SAR (extrapolated) = 1.35 W/kg

SAR(1 g) = 0.655 W/kg; SAR(10 g) = 0.374 W/kg

Maximum value of SAR (measured) = 1.14 W/kg



0 dB = 1.14 W/kg = 0.57 dBW/kg

Plot 156#: 2.4G WIFI Mid_ Head Left Cheek**DUT: Smart Phone; Type: X98pro; Serial: CR22090006-SA-S1**

Communication System: 802.11 b; Frequency: 2437 MHz; Duty Cycle: 1:1

Medium parameters used: $f = 2437$ MHz; $\sigma = 1.797$ S/m; $\epsilon_r = 39.376$; $\rho = 1000$ kg/m³

Phantom section: Left Section

DASY5 Configuration:

- Probe: EX3DV4 - SN7522; ConvF(7.22, 7.22, 7.22) @ 2437 MHz; Calibrated: 2022/5/6
- Sensor-Surface: 1.4mm (Mechanical Surface Detection)
- Electronics: DAE4 Sn1325; Calibrated: 2022/8/29
- Phantom: SAM 1; Type: QD000P40CC; Serial: TP:1412
- Measurement SW: DASY52, Version 52.10 (2); SEMCAD X Version 14.6.12 (7470)

Area Scan (81x151x1): Interpolated grid: dx=1.200 mm, dy=1.200 mm

Maximum value of SAR (interpolated) = 0.602 W/kg

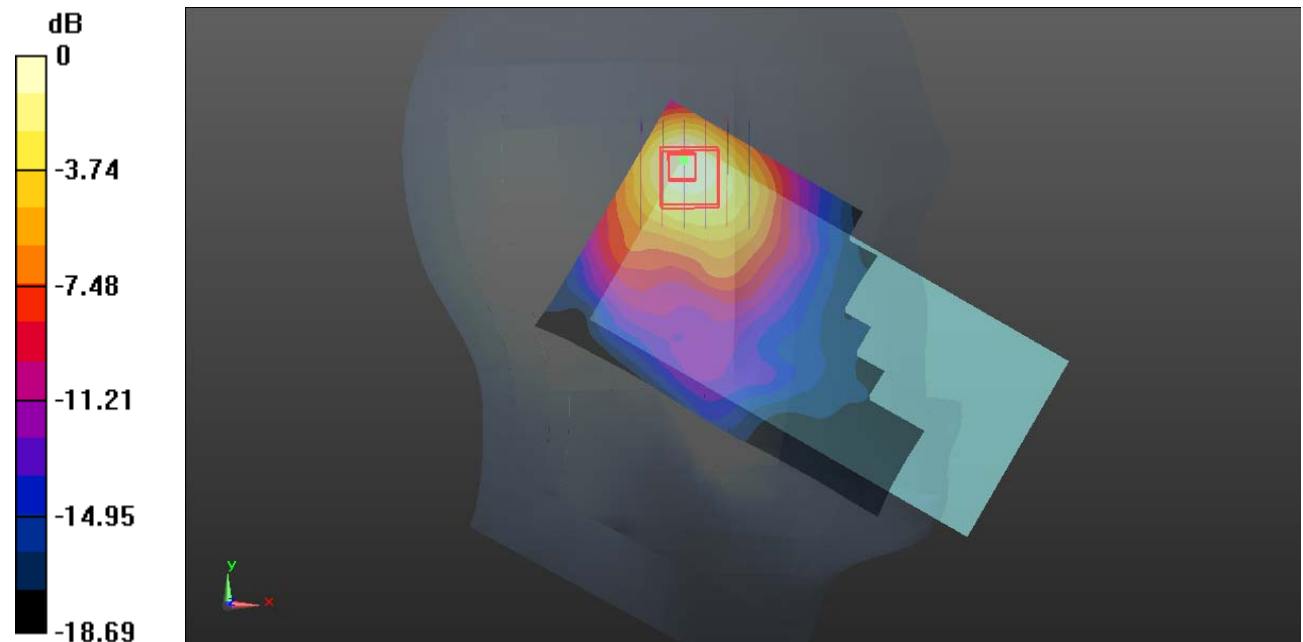
Zoom Scan (6x6x7)/Cube 0: Measurement grid: dx=8mm, dy=8mm, dz=5mm

Reference Value = 7.227 V/m; Power Drift = 0.14 dB

Peak SAR (extrapolated) = 0.707 W/kg

SAR(1 g) = 0.350 W/kg; SAR(10 g) = 0.180 W/kg

Maximum value of SAR (measured) = 0.567 W/kg



0 dB = 0.567 W/kg = -2.46 dBW/kg

Plot 157#: 2.4G WIFI Mid_ Head Left Tilt**DUT: Smart Phone; Type: X98pro; Serial: CR22090006-SA-S1**

Communication System: 802.11 b; Frequency: 2437 MHz; Duty Cycle: 1:1

Medium parameters used: $f = 2437$ MHz; $\sigma = 1.797$ S/m; $\epsilon_r = 39.376$; $\rho = 1000$ kg/m³

Phantom section: Left Section

DASY5 Configuration:

- Probe: EX3DV4 - SN7522; ConvF(7.22, 7.22, 7.22) @ 2437 MHz; Calibrated: 2022/5/6
- Sensor-Surface: 1.4mm (Mechanical Surface Detection)
- Electronics: DAE4 Sn1325; Calibrated: 2022/8/29
- Phantom: SAM 1; Type: QD000P40CC; Serial: TP:1412
- Measurement SW: DASY52, Version 52.10 (2); SEMCAD X Version 14.6.12 (7470)

Area Scan (91x161x1): Interpolated grid: dx=1.200 mm, dy=1.200 mm

Maximum value of SAR (interpolated) = 0.477 W/kg

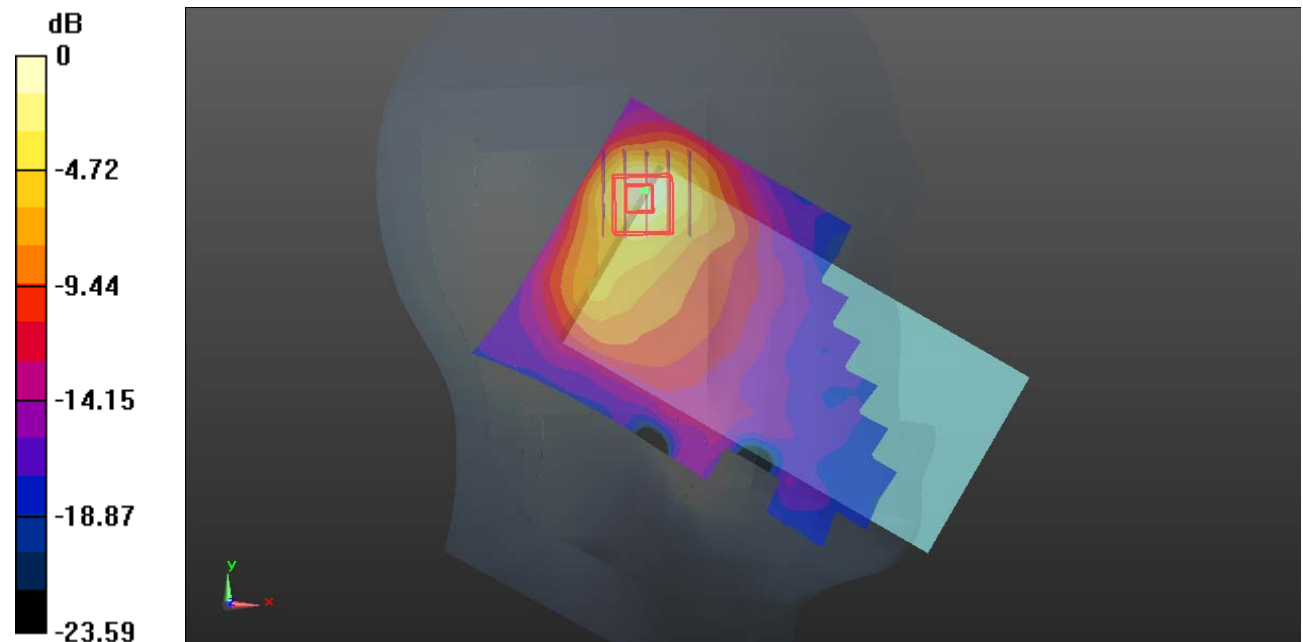
Zoom Scan (5x5x7)/Cube 0: Measurement grid: dx=8mm, dy=8mm, dz=5mm

Reference Value = 7.394 V/m; Power Drift = 0.11 dB

Peak SAR (extrapolated) = 0.651 W/kg

SAR(1 g) = 0.301 W/kg; SAR(10 g) = 0.140 W/kg

Maximum value of SAR (measured) = 0.501 W/kg



0 dB = 0.501 W/kg = -3.00 dBW/kg

Plot 158#: 2.4G WIFI Mid_ Head Right Cheek**DUT: Smart Phone; Type: X98pro; Serial: CR22090006-SA-S1**

Communication System: 802.11 b; Frequency: 2437 MHz; Duty Cycle: 1:1

Medium parameters used: $f = 2437$ MHz; $\sigma = 1.797$ S/m; $\epsilon_r = 39.376$; $\rho = 1000$ kg/m³

Phantom section: Right Section

DASY5 Configuration:

- Probe: EX3DV4 - SN7522; ConvF(7.22, 7.22, 7.22) @ 2437 MHz; Calibrated: 2022/5/6
- Sensor-Surface: 1.4mm (Mechanical Surface Detection)
- Electronics: DAE4 Sn1325; Calibrated: 2022/8/29
- Phantom: SAM 1; Type: QD000P40CC; Serial: TP:1412
- Measurement SW: DASY52, Version 52.10 (2); SEMCAD X Version 14.6.12 (7470)

Area Scan (91x151x1): Interpolated grid: dx=1.200 mm, dy=1.200 mm

Maximum value of SAR (interpolated) = 0.228 W/kg

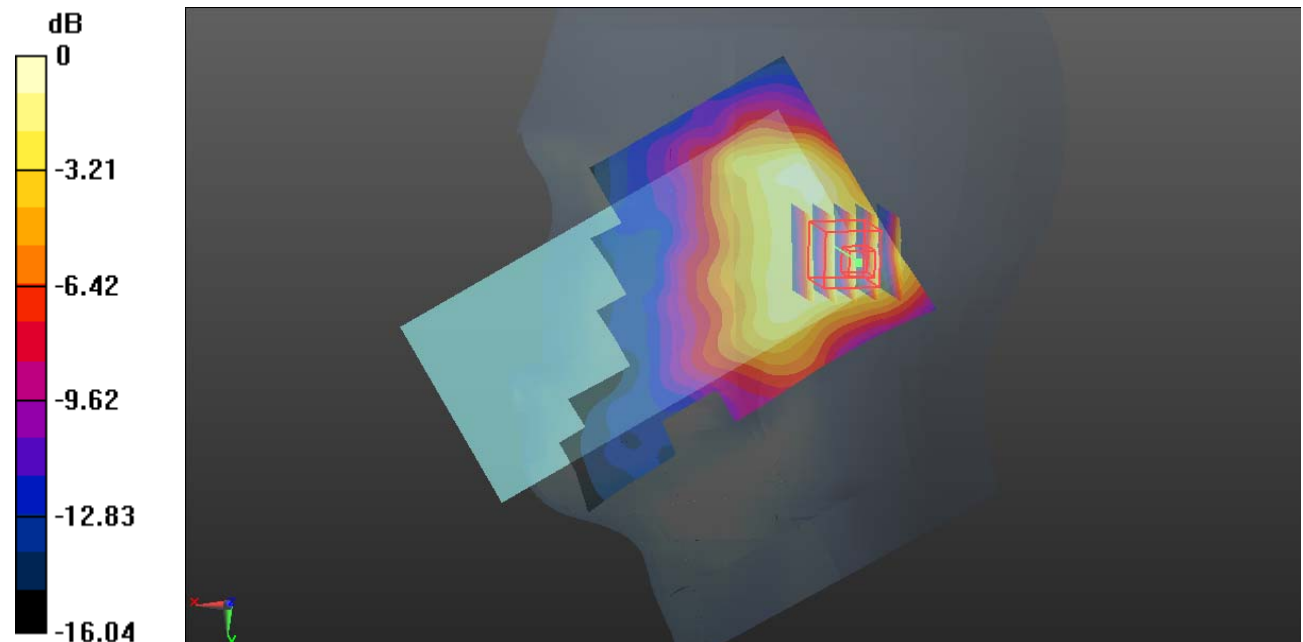
Zoom Scan (5x5x7)/Cube 0: Measurement grid: dx=8mm, dy=8mm, dz=5mm

Reference Value = 8.133 V/m; Power Drift = -0.18 dB

Peak SAR (extrapolated) = 0.266 W/kg

SAR(1 g) = 0.149 W/kg; SAR(10 g) = 0.085 W/kg

Maximum value of SAR (measured) = 0.213 W/kg



0 dB = 0.213 W/kg = -6.72 dBW/kg

Plot 159#: 2.4G WIFI Mid_ Head Right Tilt**DUT: Smart Phone; Type: X98pro; Serial: CR22090006-SA-S1**

Communication System: 802.11 b; Frequency: 2437 MHz; Duty Cycle: 1:1

Medium parameters used: $f = 2437$ MHz; $\sigma = 1.797$ S/m; $\epsilon_r = 39.376$; $\rho = 1000$ kg/m³

Phantom section: Right Section

DASY5 Configuration:

- Probe: EX3DV4 - SN7522; ConvF(7.22, 7.22, 7.22) @ 2437 MHz; Calibrated: 2022/5/6
- Sensor-Surface: 1.4mm (Mechanical Surface Detection)
- Electronics: DAE4 Sn1325; Calibrated: 2022/8/29
- Phantom: SAM 1; Type: QD000P40CC; Serial: TP:1412
- Measurement SW: DASY52, Version 52.10 (2); SEMCAD X Version 14.6.12 (7470)

Area Scan (91x151x1): Interpolated grid: dx=1.200 mm, dy=1.200 mm

Maximum value of SAR (interpolated) = 0.223 W/kg

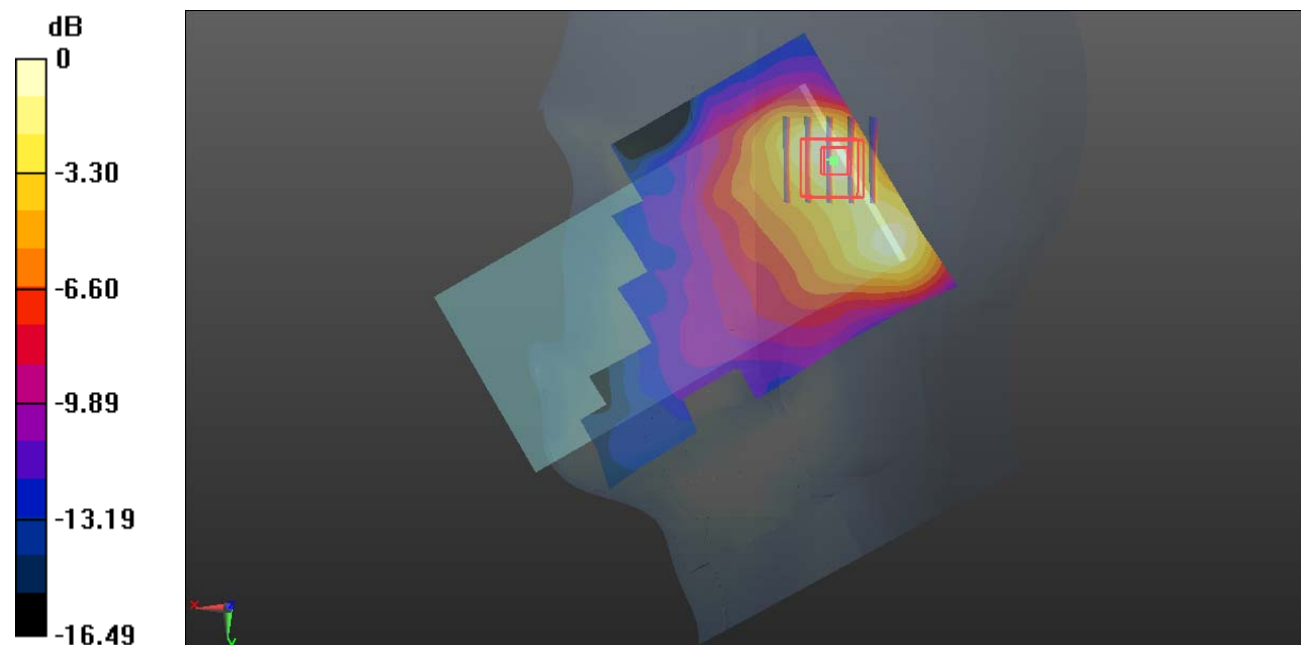
Zoom Scan (5x5x7)/Cube 0: Measurement grid: dx=8mm, dy=8mm, dz=5mm

Reference Value = 8.638 V/m; Power Drift = 0.09 dB

Peak SAR (extrapolated) = 0.253 W/kg

SAR(1 g) = 0.138 W/kg; SAR(10 g) = 0.074 W/kg

Maximum value of SAR (measured) = 0.215 W/kg



0 dB = 0.215 W/kg = -6.68 dBW/kg

Plot 160#: 2.4G WIFI Mid_Body Front**DUT: Smart Phone; Type: X98pro; Serial: CR22090006-SA-S1**

Communication System: 802.11 b; Frequency: 2437 MHz; Duty Cycle: 1:1

Medium parameters used: $f = 2437$ MHz; $\sigma = 1.797$ S/m; $\epsilon_r = 39.376$; $\rho = 1000$ kg/m³

Phantom section: Flat Section

DASY5 Configuration:

- Probe: EX3DV4 - SN7522; ConvF(7.22, 7.22, 7.22) @ 2437 MHz; Calibrated: 2022/5/6
- Sensor-Surface: 1.4mm (Mechanical Surface Detection)
- Electronics: DAE4 Sn1325; Calibrated: 2022/8/29
- Phantom: SAM 1; Type: QD000P40CC; Serial: TP:1412
- Measurement SW: DASY52, Version 52.10 (2); SEMCAD X Version 14.6.12 (7470)

Area Scan (91x151x1): Interpolated grid: dx=1.200 mm, dy=1.200 mm

Maximum value of SAR (interpolated) = 0.213 W/kg

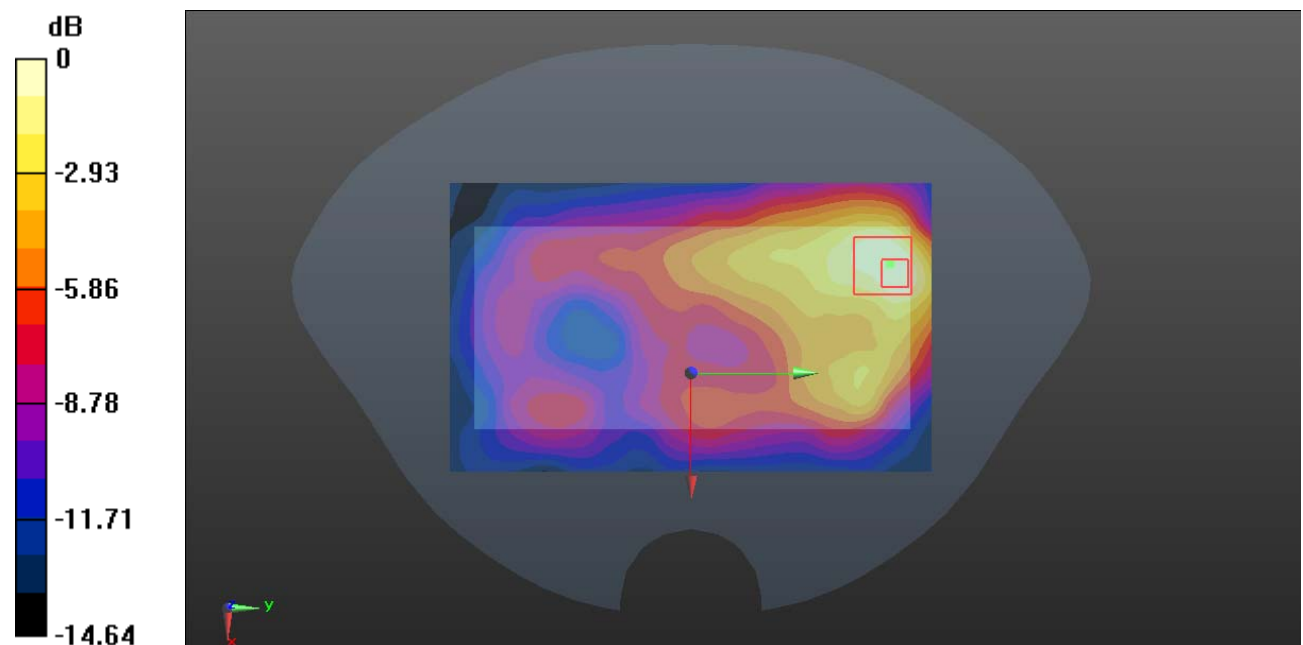
Zoom Scan (5x5x7)/Cube 0: Measurement grid: dx=8mm, dy=8mm, dz=5mm

Reference Value = 3.904 V/m; Power Drift = -0.07 dB

Peak SAR (extrapolated) = 0.262 W/kg

SAR(1 g) = 0.124 W/kg; SAR(10 g) = 0.066 W/kg

Maximum value of SAR (measured) = 0.191 W/kg



0 dB = 0.191 W/kg = -7.19 dBW/kg

Plot 161#: 2.4G WIFI Mid_Body Back**DUT: Smart Phone; Type: X98pro; Serial: CR22090006-SA-S1**

Communication System: 802.11 b; Frequency: 2437 MHz; Duty Cycle: 1:1

Medium parameters used: $f = 2437$ MHz; $\sigma = 1.797$ S/m; $\epsilon_r = 39.376$; $\rho = 1000$ kg/m³

Phantom section: Flat Section

DASY5 Configuration:

- Probe: EX3DV4 - SN7522; ConvF(7.22, 7.22, 7.22) @ 2437 MHz; Calibrated: 2022/5/6
- Sensor-Surface: 1.4mm (Mechanical Surface Detection)
- Electronics: DAE4 Sn1325; Calibrated: 2022/8/29
- Phantom: SAM 1; Type: QD000P40CC; Serial: TP:1412
- Measurement SW: DASY52, Version 52.10 (2); SEMCAD X Version 14.6.12 (7470)

Area Scan (91x161x1): Interpolated grid: dx=1.200 mm, dy=1.200 mm

Maximum value of SAR (interpolated) = 0.206 W/kg

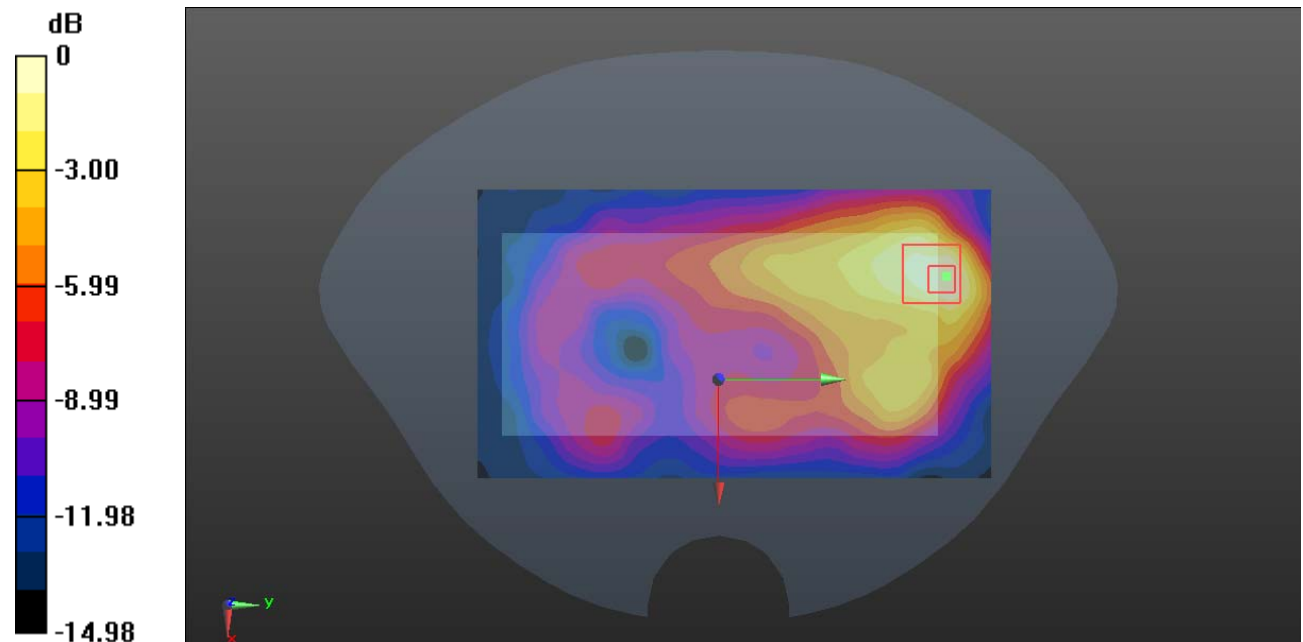
Zoom Scan (5x5x7)/Cube 0: Measurement grid: dx=8mm, dy=8mm, dz=5mm

Reference Value = 3.884 V/m; Power Drift = -0.04 dB

Peak SAR (extrapolated) = 0.252 W/kg

SAR(1 g) = 0.118 W/kg; SAR(10 g) = 0.063 W/kg

Maximum value of SAR (measured) = 0.195 W/kg



0 dB = 0.195 W/kg = -7.10 dBW/kg

Plot 162#: 2.4G WIFI Mid_Body Right**DUT: Smart Phone; Type: X98pro; Serial: CR22090006-SA-S1**

Communication System: 802.11 b; Frequency: 2437 MHz; Duty Cycle: 1:1

Medium parameters used: $f = 2437$ MHz; $\sigma = 1.797$ S/m; $\epsilon_r = 39.376$; $\rho = 1000$ kg/m³

Phantom section: Flat Section

DASY5 Configuration:

- Probe: EX3DV4 - SN7522; ConvF(7.22, 7.22, 7.22) @ 2437 MHz; Calibrated: 2022/5/6
- Sensor-Surface: 1.4mm (Mechanical Surface Detection)
- Electronics: DAE4 Sn1325; Calibrated: 2022/8/29
- Phantom: SAM 1; Type: QD000P40CC; Serial: TP:1412
- Measurement SW: DASY52, Version 52.10 (2); SEMCAD X Version 14.6.12 (7470)

Area Scan (51x161x1): Interpolated grid: dx=1.200 mm, dy=1.200 mm

Maximum value of SAR (interpolated) = 0.103 W/kg

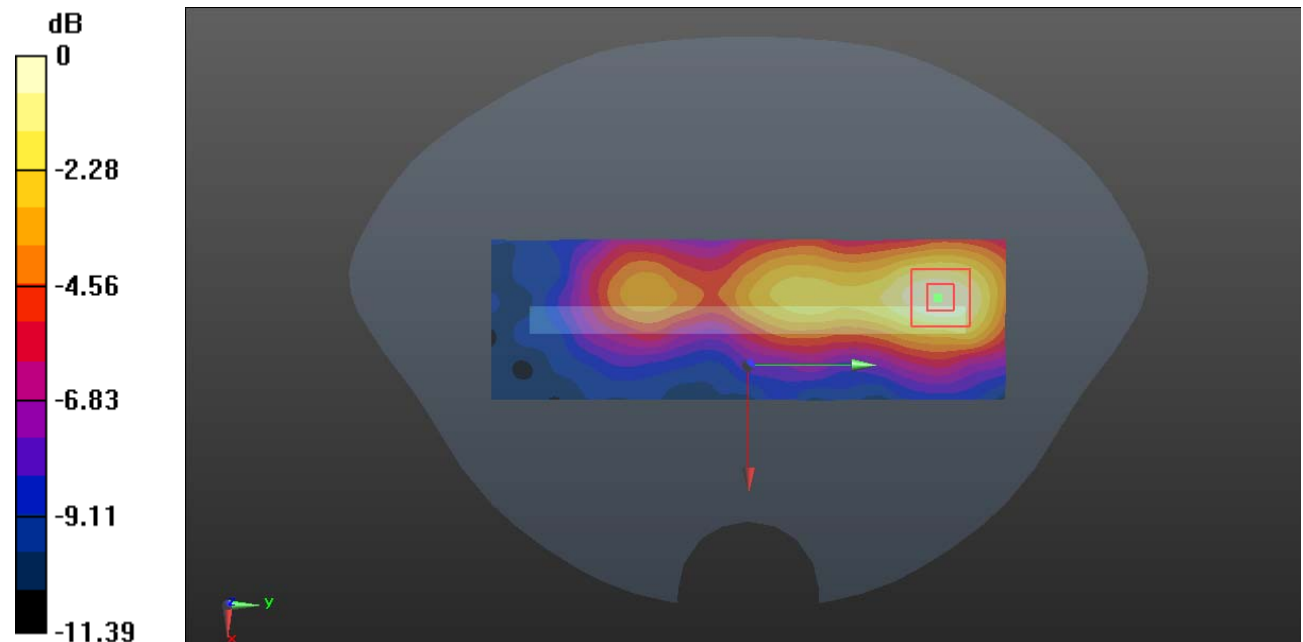
Zoom Scan (5x5x7)/Cube 0: Measurement grid: dx=8mm, dy=8mm, dz=5mm

Reference Value = 4.089 V/m; Power Drift = -0.16 dB

Peak SAR (extrapolated) = 0.120 W/kg

SAR(1 g) = 0.065 W/kg; SAR(10 g) = 0.037 W/kg

Maximum value of SAR (measured) = 0.0992 W/kg



0 dB = 0.0992 W/kg = -10.03 dBW/kg

Plot 163#:2.4G WIFI Mid_ Body Top**DUT: Smart Phone; Type: X98pro; Serial: CR22090006-SA-S1**

Communication System: 802.11 b; Frequency: 2437 MHz;Duty Cycle: 1:1

Medium parameters used: $f = 2437$ MHz; $\sigma = 1.797$ S/m; $\epsilon_r = 39.376$; $\rho = 1000$ kg/m³

Phantom section: Flat Section

DASY5 Configuration:

- Probe: EX3DV4 - SN7522; ConvF(7.22, 7.22, 7.22) @ 2437 MHz; Calibrated: 2022/5/6
- Sensor-Surface: 1.4mm (Mechanical Surface Detection)
- Electronics: DAE4 Sn1325; Calibrated: 2022/8/29
- Phantom: SAM 1; Type: QD000P40CC; Serial: TP:1412
- Measurement SW: DASY52, Version 52.10 (2); SEMCAD X Version 14.6.12 (7470)

Area Scan (41x91x1): Interpolated grid: dx=1.200 mm, dy=1.200 mm

Maximum value of SAR (interpolated) = 0.0713 W/kg

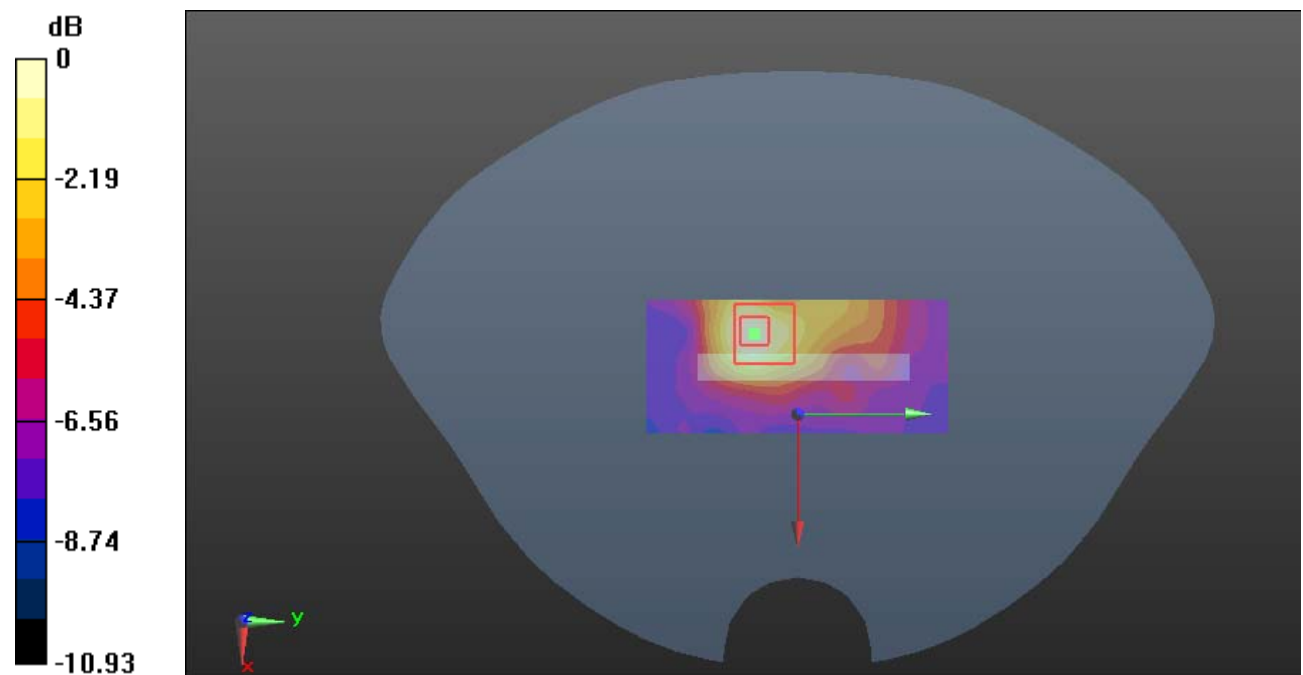
Zoom Scan (5x5x7)/Cube 0: Measurement grid: dx=8mm, dy=8mm, dz=5mm

Reference Value = 3.845 V/m; Power Drift = 0.12 dB

Peak SAR (extrapolated) = 0.0900 W/kg

SAR(1 g) = 0.044 W/kg; SAR(10 g) = 0.024 W/kg

Maximum value of SAR (measured) = 0.0723 W/kg



0 dB = 0.0723 W/kg = -11.41 dBW/kg

Plot 164#: 5.2G WIFI Mid_ Head Left Cheek**DUT: Smart Phone; Type: X98pro; Serial: CR22090006-SA-S1**

Communication System: 802.11 a; Frequency: 5200 MHz; Duty Cycle: 1:1.02

Medium parameters used: $f = 5200$ MHz; $\sigma = 4.675$ S/m; $\epsilon_r = 36.145$; $\rho = 1000$ kg/m³

Phantom section: Left Section

DASY5 Configuration:

- Probe: EX3DV4 - SN7329; ConvF(5.49, 5.49, 5.49) @ 5200 MHz; Calibrated: 2021/12/31
- Sensor-Surface: 1.4mm (Mechanical Surface Detection)
- Electronics: DAE4 Sn1325; Calibrated: 2022/8/29
- Phantom: SAM 1; Type: QD000P40CC; Serial: TP:1412
- Measurement SW: DASY52, Version 52.10 (2); SEMCAD X Version 14.6.12 (7470)

Area Scan (101x171x1): Interpolated grid: dx=1.000 mm, dy=1.000 mm

Maximum value of SAR (interpolated) = 0.958 W/kg

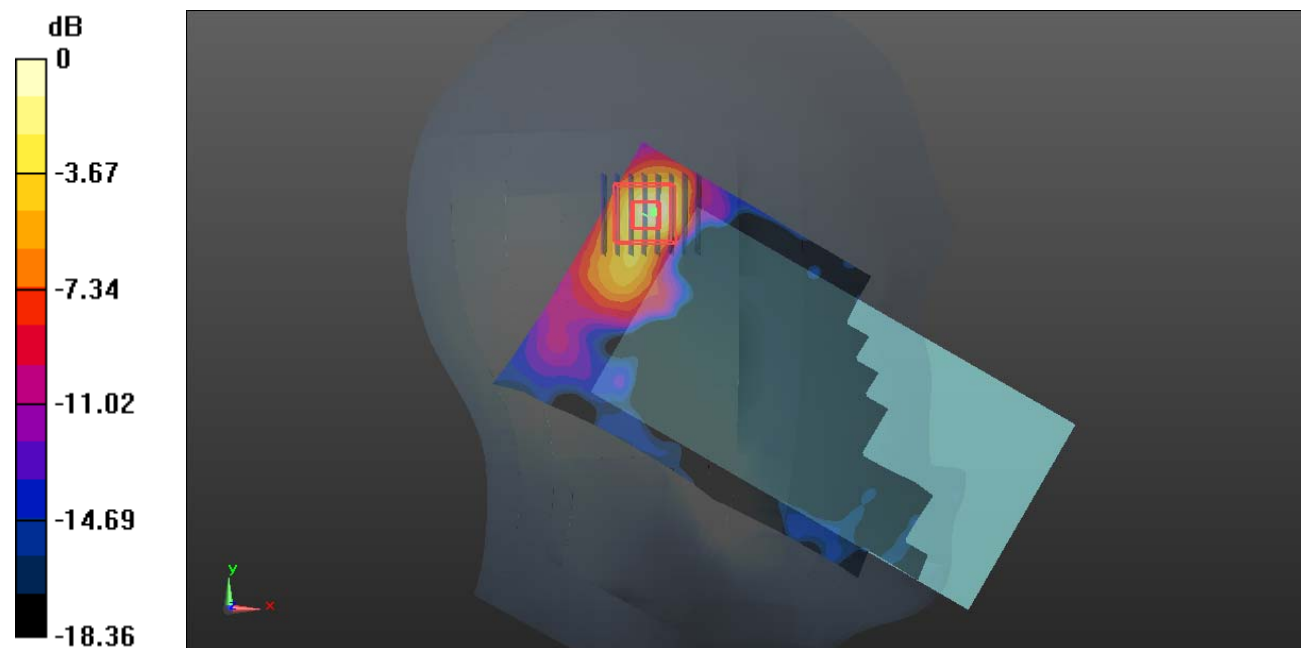
Zoom Scan (8x7x16)/Cube 0: Measurement grid: dx=4mm, dy=4mm, dz=2mm

Reference Value = 4.189 V/m; Power Drift = 0.15 dB

Peak SAR (extrapolated) = 1.58 W/kg

SAR(1 g) = 0.440 W/kg; SAR(10 g) = 0.151 W/kg

Maximum value of SAR (measured) = 0.989 W/kg



0 dB = 0.989 W/kg = -0.05 dBW/kg

Plot 165#: 5.2G WIFI Mid_ Head Left Tilt**DUT: Smart Phone; Type: X98pro; Serial: CR22090006-SA-S1**

Communication System: 802.11 a; Frequency: 5200 MHz; Duty Cycle: 1:1.02

Medium parameters used: $f = 5200$ MHz; $\sigma = 4.675$ S/m; $\epsilon_r = 36.145$; $\rho = 1000$ kg/m³

Phantom section: Left Section

DASY5 Configuration:

- Probe: EX3DV4 - SN7329; ConvF(5.49, 5.49, 5.49) @ 5200 MHz; Calibrated: 2021/12/31
- Sensor-Surface: 1.4mm (Mechanical Surface Detection)
- Electronics: DAE4 Sn1325; Calibrated: 2022/8/29
- Phantom: SAM 1; Type: QD000P40CC; Serial: TP:1412
- Measurement SW: DASY52, Version 52.10 (2); SEMCAD X Version 14.6.12 (7470)

Area Scan (101x171x1): Interpolated grid: dx=1.000 mm, dy=1.000 mm

Maximum value of SAR (interpolated) = 1.45 W/kg

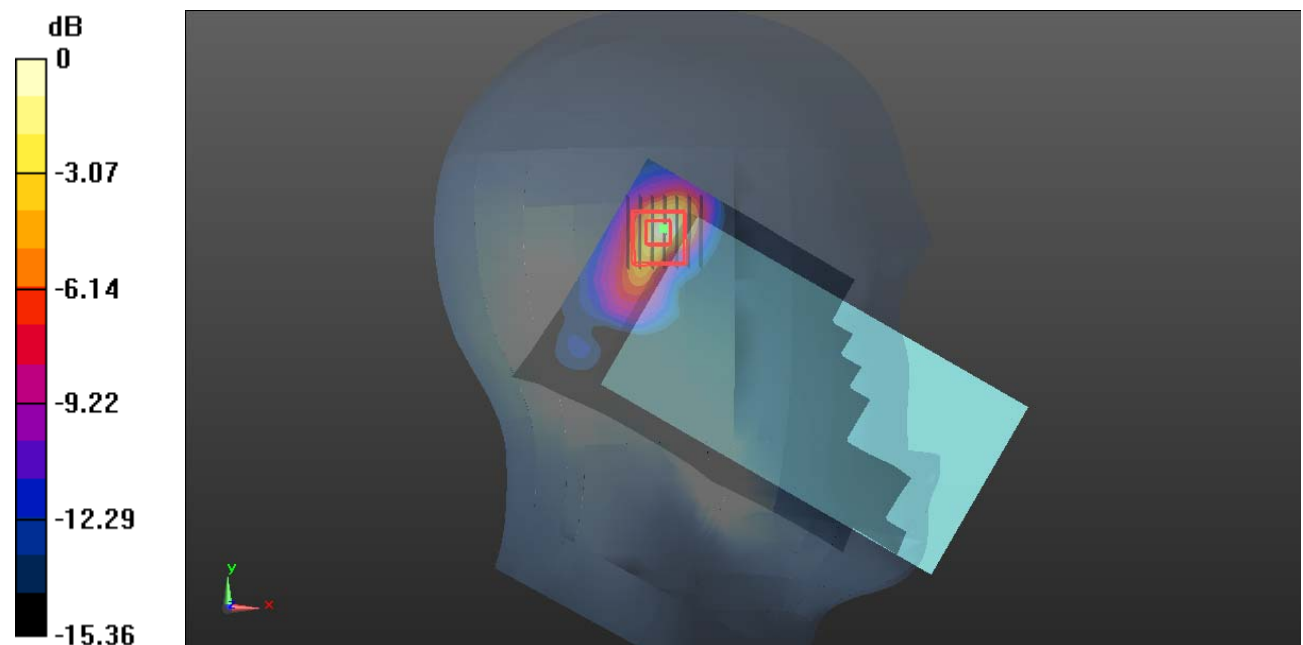
Zoom Scan (7x7x16)/Cube 0: Measurement grid: dx=4mm, dy=4mm, dz=2mm

Reference Value = 5.079 V/m; Power Drift = 0.06 dB

Peak SAR (extrapolated) = 1.99 W/kg

SAR(1 g) = 0.538 W/kg; SAR(10 g) = 0.167 W/kg

Maximum value of SAR (measured) = 1.55 W/kg



0 dB = 1.55 W/kg = 1.90 dBW/kg

Plot 166#: 5.2G WIFI Mid_ Head Right Cheek**DUT: Smart Phone; Type: X98pro; Serial: CR22090006-SA-S1**

Communication System: 802.11 a; Frequency: 5200 MHz; Duty Cycle: 1:1.02

Medium parameters used: $f = 5200$ MHz; $\sigma = 4.675$ S/m; $\epsilon_r = 36.145$; $\rho = 1000$ kg/m³

Phantom section: Right Section

DASY5 Configuration:

- Probe: EX3DV4 - SN7329; ConvF(5.49, 5.49, 5.49) @ 5200 MHz; Calibrated: 2021/12/31
- Sensor-Surface: 1.4mm (Mechanical Surface Detection)
- Electronics: DAE4 Sn1325; Calibrated: 2022/8/29
- Phantom: SAM 1; Type: QD000P40CC; Serial: TP:1412
- Measurement SW: DASY52, Version 52.10 (2); SEMCAD X Version 14.6.12 (7470)

Area Scan (91x161x1): Interpolated grid: dx=1.000 mm, dy=1.000 mm

Maximum value of SAR (interpolated) = 0.439 W/kg

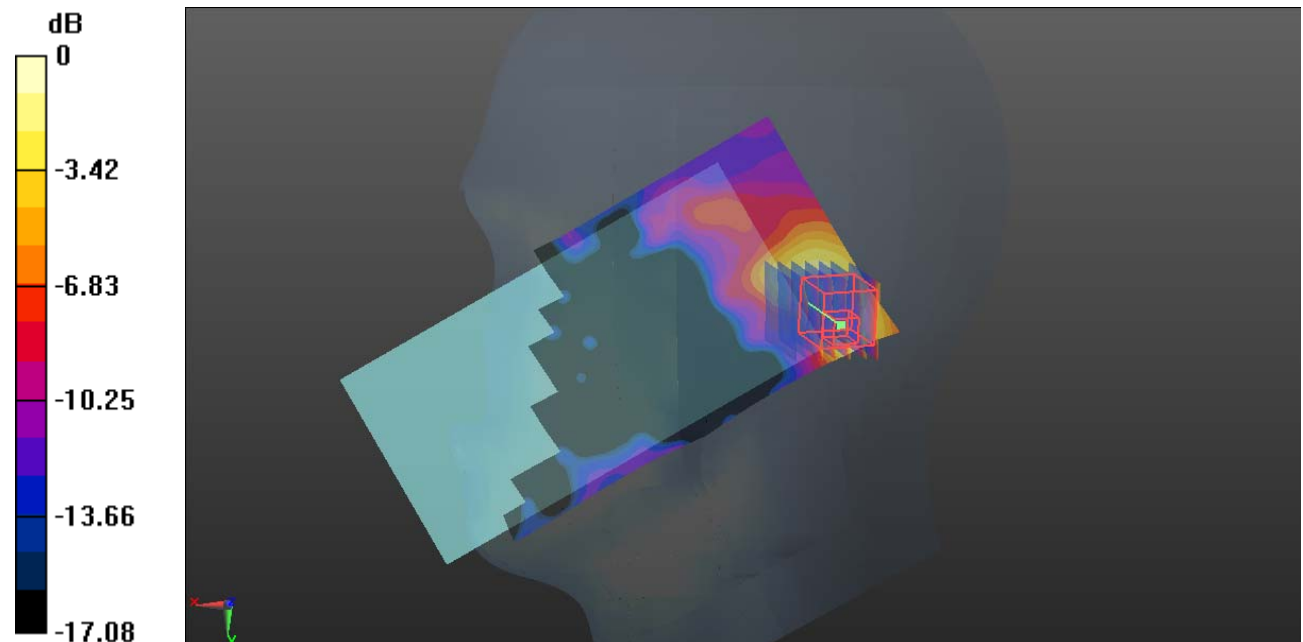
Zoom Scan (7x7x16)/Cube 0: Measurement grid: dx=4mm, dy=4mm, dz=2mm

Reference Value = 4.215 V/m; Power Drift = -0.17 dB

Peak SAR (extrapolated) = 0.578 W/kg

SAR(1 g) = 0.222 W/kg; SAR(10 g) = 0.087 W/kg

Maximum value of SAR (measured) = 0.468 W/kg



0 dB = 0.468 W/kg = -3.30 dBW/kg

Plot 167#: 5.2G WIFI Mid _ Head Right Tilt**DUT: Smart Phone; Type: X98pro; Serial: CR22090006-SA-S1**

Communication System: 802.11 a; Frequency: 5200 MHz; Duty Cycle: 1:1.02

Medium parameters used: $f = 5200$ MHz; $\sigma = 4.675$ S/m; $\epsilon_r = 36.145$; $\rho = 1000$ kg/m³

Phantom section: Right Section

DASY5 Configuration:

- Probe: EX3DV4 - SN7329; ConvF(5.49, 5.49, 5.49) @ 5200 MHz; Calibrated: 2021/12/31
- Sensor-Surface: 1.4mm (Mechanical Surface Detection)
- Electronics: DAE4 Sn1325; Calibrated: 2022/8/29
- Phantom: SAM 1; Type: QD000P40CC; Serial: TP:1412
- Measurement SW: DASY52, Version 52.10 (2); SEMCAD X Version 14.6.12 (7470)

Area Scan (91x171x1): Interpolated grid: dx=1.000 mm, dy=1.000 mm

Maximum value of SAR (interpolated) = 0.807 W/kg


Zoom Scan (7x7x16)/Cube 0: Measurement grid: dx=4mm, dy=4mm, dz=2mm

Reference Value = 1.806 V/m; Power Drift = 0.14 dB

Peak SAR (extrapolated) = 1.10 W/kg

SAR(1 g) = 0.349 W/kg; SAR(10 g) = 0.135 W/kg

Maximum value of SAR (measured) = 0.760 W/kg



0 dB = 0.760 W/kg = -1.19 dBW/kg

Plot 168#: 5.2G WIFI Mid_Body Front**DUT: Smart Phone; Type: X98pro; Serial: CR22090006-SA-S1**

Communication System: 802.11 a; Frequency: 5200 MHz; Duty Cycle: 1:1.02

Medium parameters used: $f = 5200$ MHz; $\sigma = 4.675$ S/m; $\epsilon_r = 36.145$; $\rho = 1000$ kg/m³

Phantom section: Flat Section

DASY5 Configuration:

- Probe: EX3DV4 - SN7329; ConvF(5.49, 5.49, 5.49) @ 5200 MHz; Calibrated: 2021/12/31
- Sensor-Surface: 1.4mm (Mechanical Surface Detection)
- Electronics: DAE4 Sn1325; Calibrated: 2022/8/29
- Phantom: SAM 1; Type: QD000P40CC; Serial: TP:1412
- Measurement SW: DASY52, Version 52.10 (2); SEMCAD X Version 14.6.12 (7470)

Area Scan (101x201x1): Interpolated grid: dx=1.000 mm, dy=1.000 mm

Maximum value of SAR (interpolated) = 0.219 W/kg

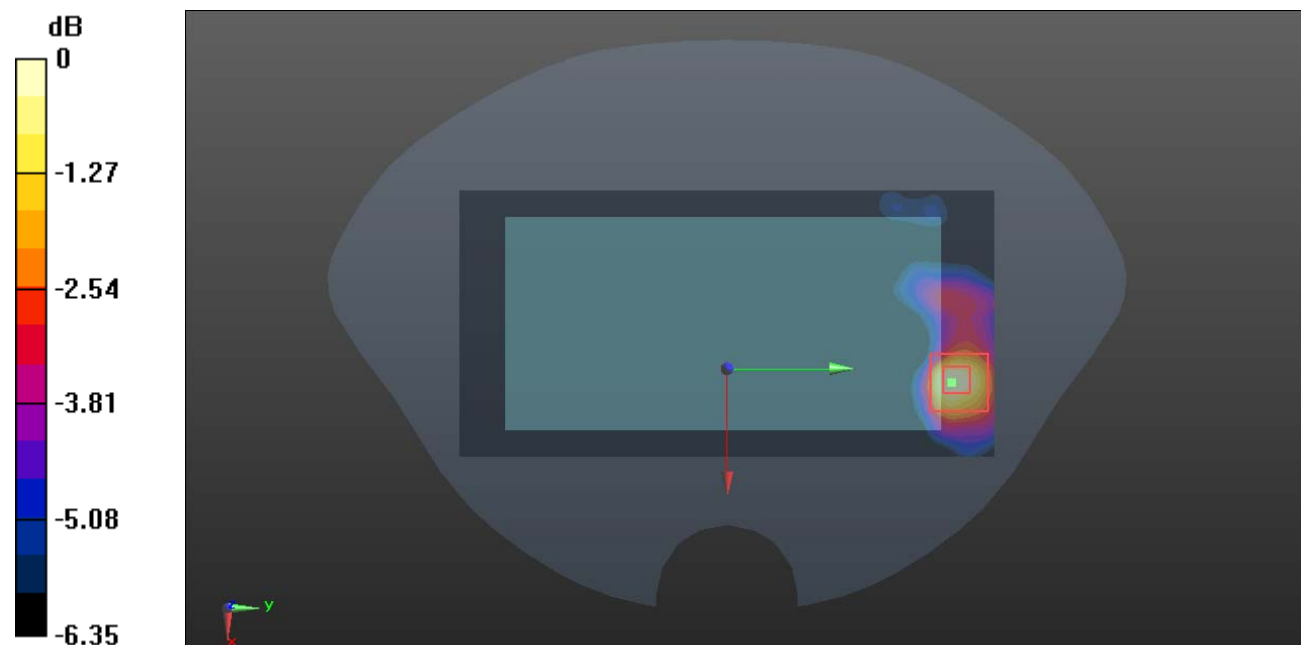
Zoom Scan (7x7x16)/Cube 0: Measurement grid: dx=4mm, dy=4mm, dz=2mm

Reference Value = 2.658 V/m; Power Drift = -0.19 dB

Peak SAR (extrapolated) = 0.332 W/kg

SAR(1 g) = 0.095 W/kg; SAR(10 g) = 0.040 W/kg

Maximum value of SAR (measured) = 0.208 W/kg



0 dB = 0.208 W/kg = -6.82 dBW/kg

Plot 169#: 5.2G WIFI Mid_Body Back**DUT: Smart Phone; Type: X98pro; Serial: CR22090006-SA-S1**

Communication System: 802.11 a; Frequency: 5200 MHz; Duty Cycle: 1:1.02

Medium parameters used: $f = 5200$ MHz; $\sigma = 4.675$ S/m; $\epsilon_r = 36.145$; $\rho = 1000$ kg/m³

Phantom section: Flat Section

DASY5 Configuration:

- Probe: EX3DV4 - SN7329; ConvF(5.49, 5.49, 5.49) @ 5200 MHz; Calibrated: 2021/12/31
- Sensor-Surface: 1.4mm (Mechanical Surface Detection)
- Electronics: DAE4 Sn1325; Calibrated: 2022/8/29
- Phantom: SAM 1; Type: QD000P40CC; Serial: TP:1412
- Measurement SW: DASY52, Version 52.10 (2); SEMCAD X Version 14.6.12 (7470)

Area Scan (101x181x1): Interpolated grid: dx=1.000 mm, dy=1.000 mm

Maximum value of SAR (interpolated) = 1.57 W/kg

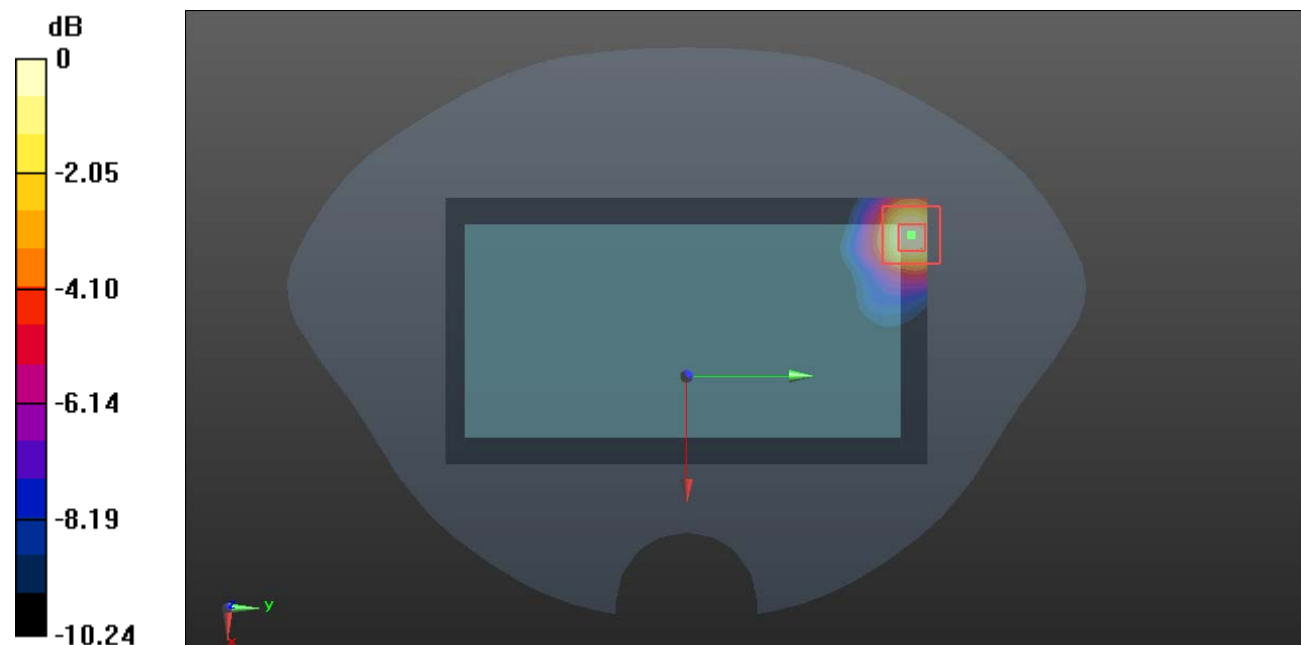
Zoom Scan (7x7x16)/Cube 0: Measurement grid: dx=4mm, dy=4mm, dz=2mm

Reference Value = 2.581 V/m; Power Drift = -0.13 dB

Peak SAR (extrapolated) = 2.42 W/kg

SAR(1 g) = 0.729 W/kg; SAR(10 g) = 0.270 W/kg

Maximum value of SAR (measured) = 1.60 W/kg



0 dB = 1.60 W/kg = 2.04 dBW/kg

Plot 170#: 5.2G WIFI Mid_Body Right**DUT: Smart Phone; Type: X98pro; Serial: CR22090006-SA-S1**

Communication System: 802.11 a; Frequency: 5200 MHz; Duty Cycle: 1:1.02

Medium parameters used: $f = 5200$ MHz; $\sigma = 4.675$ S/m; $\epsilon_r = 36.145$; $\rho = 1000$ kg/m³

Phantom section: Flat Section

DASY5 Configuration:

- Probe: EX3DV4 - SN7329; ConvF(5.49, 5.49, 5.49) @ 5200 MHz; Calibrated: 2021/12/31
- Sensor-Surface: 1.4mm (Mechanical Surface Detection)
- Electronics: DAE4 Sn1325; Calibrated: 2022/8/29
- Phantom: SAM 1; Type: QD000P40CC; Serial: TP:1412
- Measurement SW: DASY52, Version 52.10 (2); SEMCAD X Version 14.6.12 (7470)

Area Scan (61x201x1): Interpolated grid: dx=1.000 mm, dy=1.000 mm

Maximum value of SAR (interpolated) = 0.417 W/kg

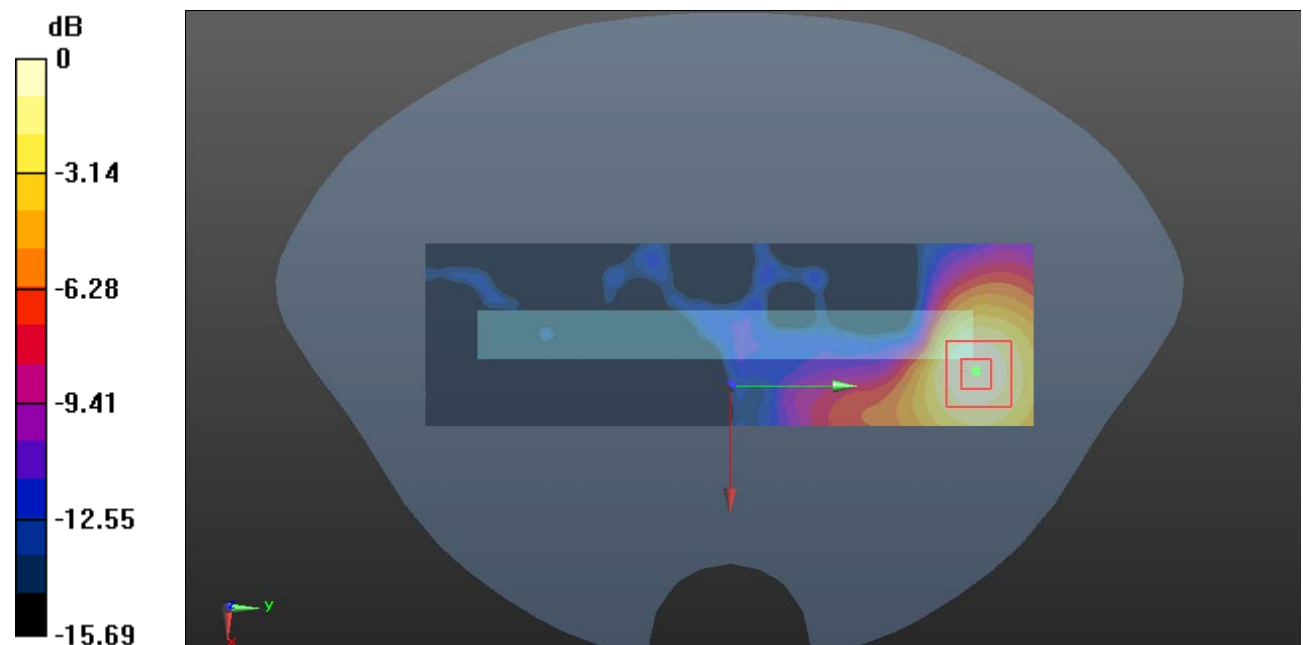
Zoom Scan (7x7x16)/Cube 0: Measurement grid: dx=4mm, dy=4mm, dz=2mm

Reference Value = 2.314 V/m; Power Drift = -0.18 dB

Peak SAR (extrapolated) = 0.595 W/kg

SAR(1 g) = 0.198 W/kg; SAR(10 g) = 0.086 W/kg

Maximum value of SAR (measured) = 0.400 W/kg



0 dB = 0.400 W/kg = -3.98 dBW/kg

Plot 171#: 5.2G WIFI Mid_Body Top**DUT: Smart Phone; Type: X98pro; Serial: CR22090006-SA-S1**

Communication System: 802.11 a; Frequency: 5200 MHz; Duty Cycle: 1:1.02

Medium parameters used: $f = 5200$ MHz; $\sigma = 4.675$ S/m; $\epsilon_r = 36.145$; $\rho = 1000$ kg/m³

Phantom section: Flat Section

DASY5 Configuration:

- Probe: EX3DV4 - SN7329; ConvF(5.49, 5.49, 5.49) @ 5200 MHz; Calibrated: 2021/12/31
- Sensor-Surface: 1.4mm (Mechanical Surface Detection)
- Electronics: DAE4 Sn1325; Calibrated: 2022/8/29
- Phantom: SAM 1; Type: QD000P40CC; Serial: TP:1412
- Measurement SW: DASY52, Version 52.10 (2); SEMCAD X Version 14.6.12 (7470)

Area Scan (51x101x1): Interpolated grid: dx=1.000 mm, dy=1.000 mm

Maximum value of SAR (interpolated) = 1.11 W/kg

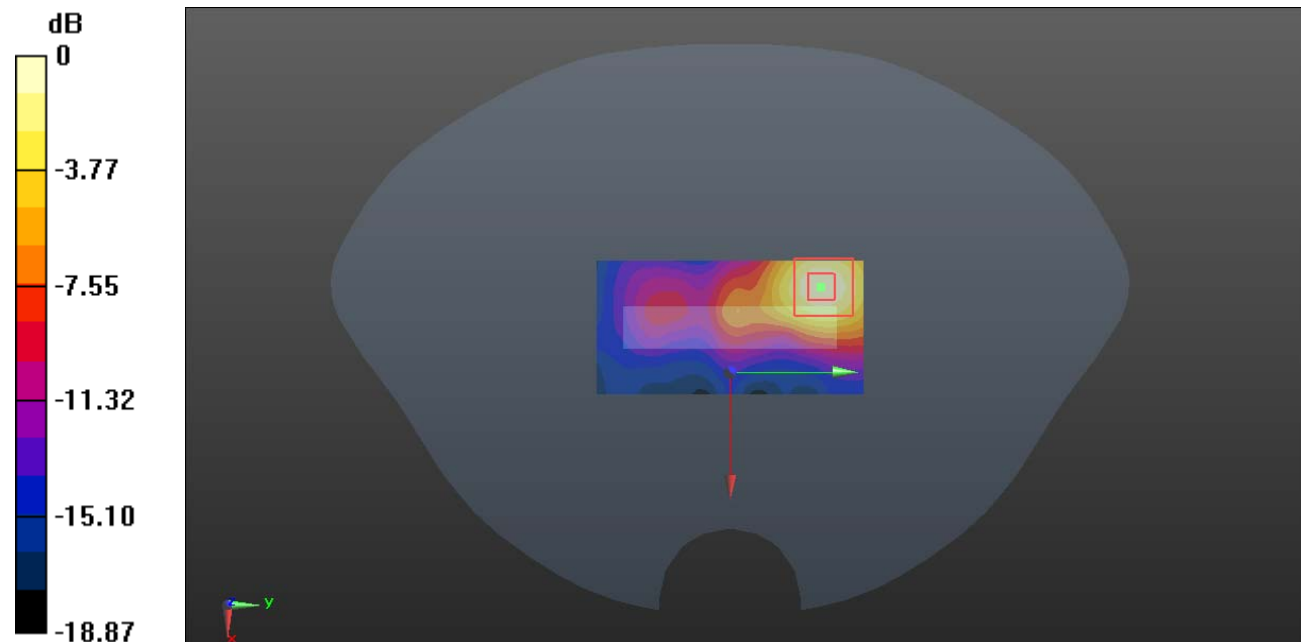
Zoom Scan (7x7x16)/Cube 0: Measurement grid: dx=4mm, dy=4mm, dz=2mm

Reference Value = 4.633 V/m; Power Drift = 0.12 dB

Peak SAR (extrapolated) = 1.82 W/kg

SAR(1 g) = 0.518 W/kg; SAR(10 g) = 0.206 W/kg

Maximum value of SAR (measured) = 1.13 W/kg



0 dB = 1.13 W/kg = 0.53 dBW/kg

Plot 172#: 5.8G WIFI Mid_ Head Left Cheek**DUT: Smart Phone; Type: X98pro; Serial: CR22090006-SA-S1**

Communication System: 802.11 a; Frequency: 5785 MHz; Duty Cycle: 1:1.02

Medium parameters used: $f = 5785$ MHz; $\sigma = 5.219$ S/m; $\epsilon_r = 35.575$; $\rho = 1000$ kg/m³

Phantom section: Left Section

DASY5 Configuration:

- Probe: EX3DV4 - SN7329; ConvF(4.75, 4.75, 4.75) @ 5785 MHz; Calibrated: 2021/12/31
- Sensor-Surface: 1.4mm (Mechanical Surface Detection)
- Electronics: DAE4 Sn1325; Calibrated: 2022/8/29
- Phantom: SAM 1; Type: QD000P40CC; Serial: TP:1412
- Measurement SW: DASY52, Version 52.10 (2); SEMCAD X Version 14.6.12 (7470)

Area Scan (91x171x1): Interpolated grid: dx=1.000 mm, dy=1.000 mm

Maximum value of SAR (interpolated) = 1.34 W/kg

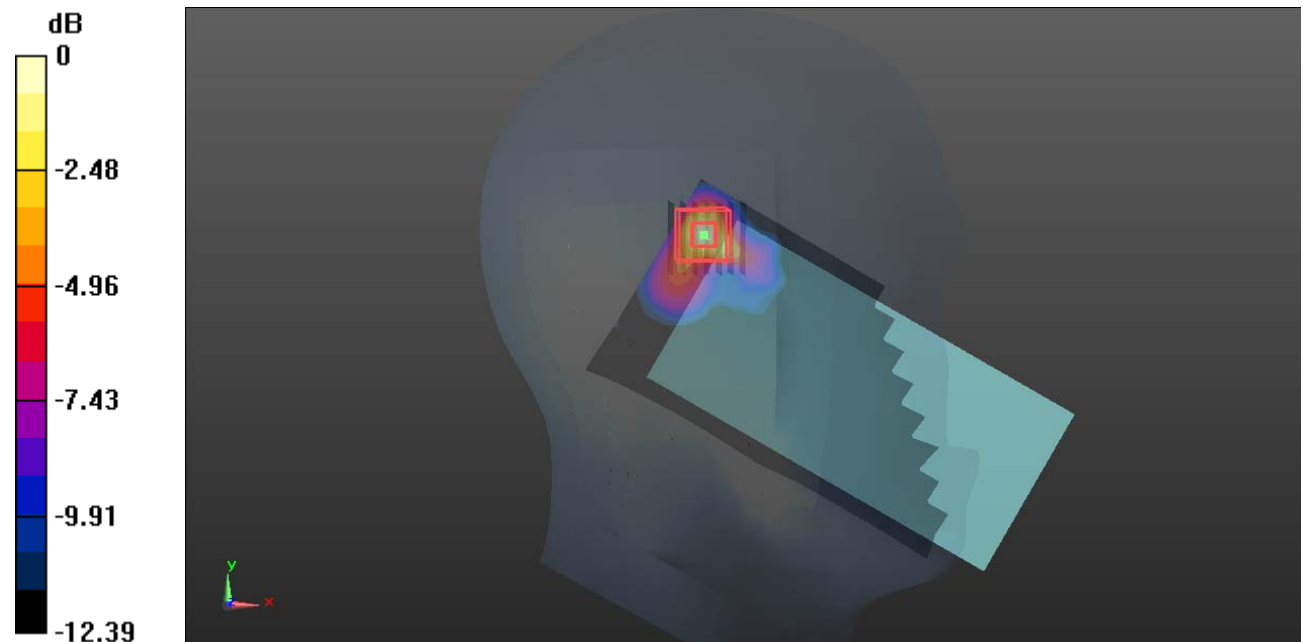
Zoom Scan (7x7x16)/Cube 0: Measurement grid: dx=4mm, dy=4mm, dz=2mm

Reference Value = 4.420 V/m; Power Drift = 0.11 dB

Peak SAR (extrapolated) = 2.11 W/kg

SAR(1 g) = 0.506 W/kg; SAR(10 g) = 0.163 W/kg

Maximum value of SAR (measured) = 1.38 W/kg



0 dB = 1.38 W/kg = 1.40 dBW/kg

Plot 173#: 5.8G WIFI Low _Head Left Tilt**DUT: Smart Phone; Type: X98pro; Serial: CR22090006-SA-S1**

Communication System: 802.11 a; Frequency: 5745 MHz; Duty Cycle: 1:1.02

Medium parameters used: $f = 5745$ MHz; $\sigma = 5.201$ S/m; $\epsilon_r = 35.624$; $\rho = 1000$ kg/m³

Phantom section: Left Section

DASY5 Configuration:

- Probe: EX3DV4 - SN7329; ConvF(4.75, 4.75, 4.75) @ 5745 MHz; Calibrated: 2021/12/31
- Sensor-Surface: 1.4mm (Mechanical Surface Detection)
- Electronics: DAE4 Sn1325; Calibrated: 2022/8/29
- Phantom: SAM 1; Type: QD000P40CC; Serial: TP:1412
- Measurement SW: DASY52, Version 52.10 (2); SEMCAD X Version 14.6.12 (7470)

Area Scan (91x171x1): Interpolated grid: dx=1.000 mm, dy=1.000 mm

Maximum value of SAR (interpolated) = 1.51 W/kg

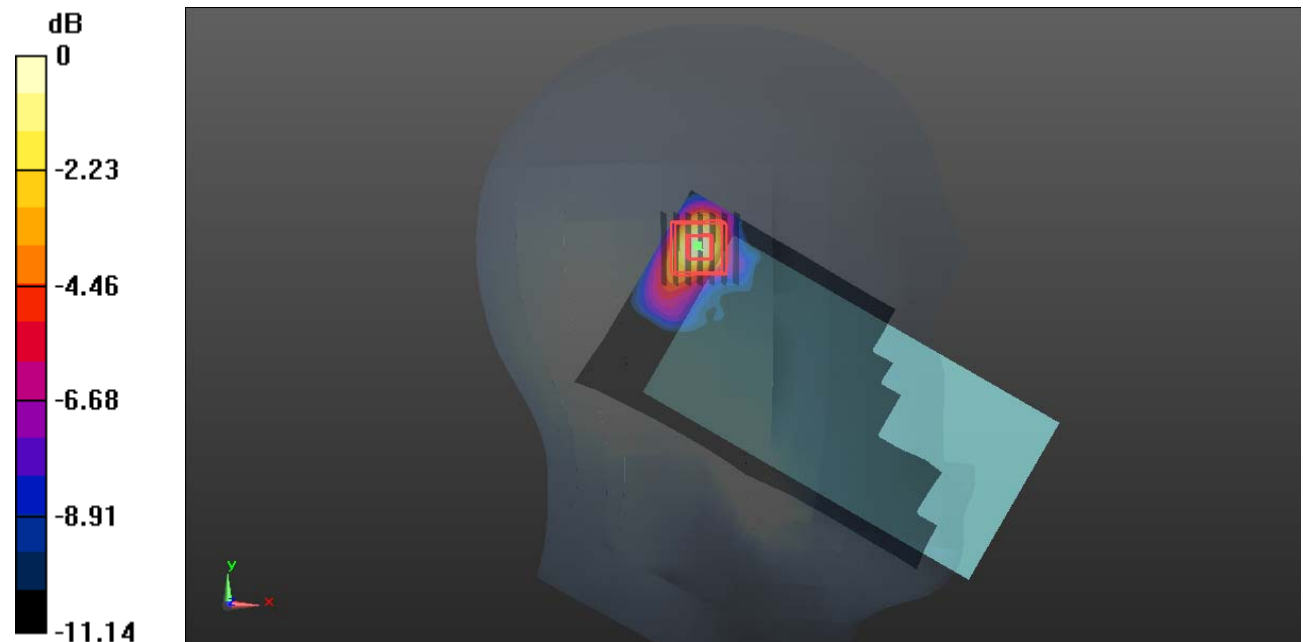
Zoom Scan (7x7x16)/Cube 0: Measurement grid: dx=4mm, dy=4mm, dz=2mm

Reference Value = 5.189 V/m; Power Drift = -0.15 dB

Peak SAR (extrapolated) = 2.39 W/kg

SAR(1 g) = 0.581 W/kg; SAR(10 g) = 0.188 W/kg

Maximum value of SAR (measured) = 1.45 W/kg



0 dB = 1.45 W/kg = 1.61 dBW/kg

Plot 174#: 5.8G WIFI Mid_Head Left Tilt**DUT: Smart Phone; Type: X98pro; Serial: CR22090006-SA-S1**

Communication System: 802.11 a; Frequency: 5785 MHz; Duty Cycle: 1:1.02

Medium parameters used: $f = 5785$ MHz; $\sigma = 5.219$ S/m; $\epsilon_r = 35.575$; $\rho = 1000$ kg/m³

Phantom section: Left Section

DASY5 Configuration:

- Probe: EX3DV4 - SN7329; ConvF(4.75, 4.75, 4.75) @ 5785 MHz; Calibrated: 2021/12/31
- Sensor-Surface: 1.4mm (Mechanical Surface Detection)
- Electronics: DAE4 Sn1325; Calibrated: 2022/8/29
- Phantom: SAM 1; Type: QD000P40CC; Serial: TP:1412
- Measurement SW: DASY52, Version 52.10 (2); SEMCAD X Version 14.6.12 (7470)

Area Scan (91x171x1): Interpolated grid: dx=1.000 mm, dy=1.000 mm

Maximum value of SAR (interpolated) = 2.43 W/kg

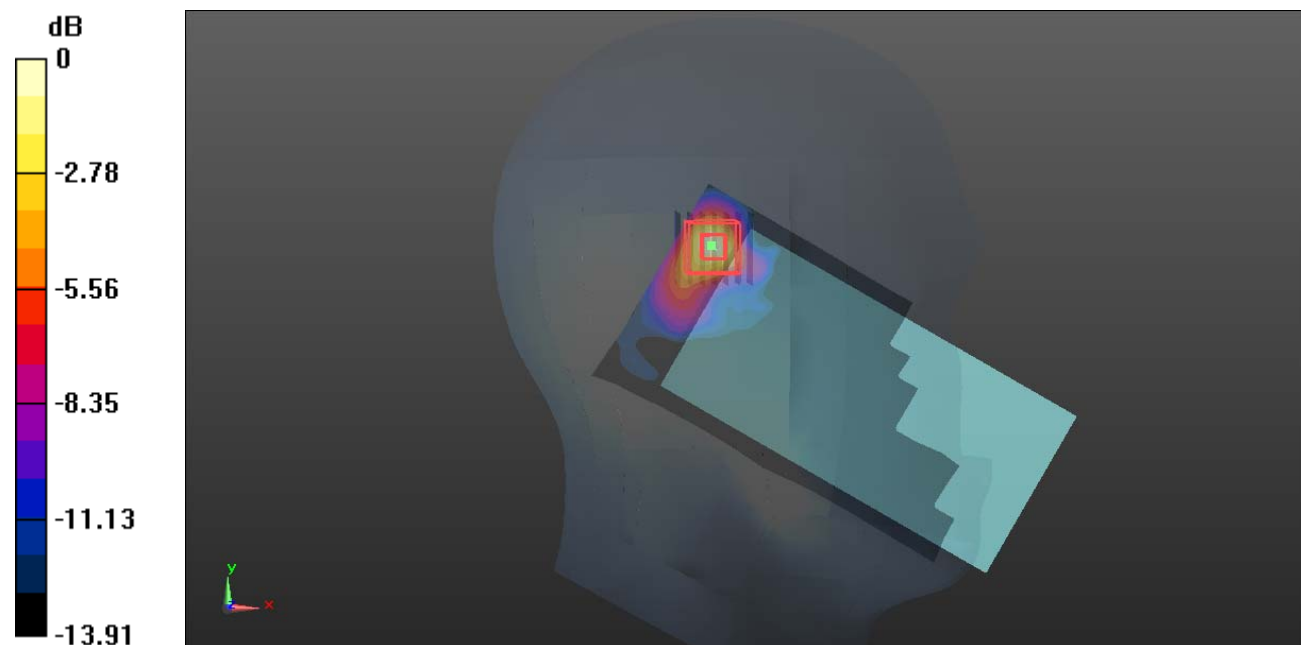
Zoom Scan (7x7x16)/Cube 0: Measurement grid: dx=4mm, dy=4mm, dz=2mm

Reference Value = 4.603 V/m; Power Drift = 0.15 dB

Peak SAR (extrapolated) = 4.19 W/kg

SAR(1 g) = 0.901 W/kg; SAR(10 g) = 0.321 W/kg

Maximum value of SAR (measured) = 2.52 W/kg



0 dB = 2.52 W/kg = 4.01 dBW/kg

Plot 175#: 5.8G WIFI High _Head Left Tilt**DUT: Smart Phone; Type: X98pro; Serial: CR22090006-SA-S1**

Communication System: 802.11 a; Frequency: 5825 MHz; Duty Cycle: 1:1.02

Medium parameters used: $f = 5825$ MHz; $\sigma = 5.323$ S/m; $\epsilon_r = 35.336$; $\rho = 1000$ kg/m³

Phantom section: Left Section

DASY5 Configuration:

- Probe: EX3DV4 - SN7329; ConvF(4.75, 4.75, 4.75) @ 5825 MHz; Calibrated: 2021/12/31
- Sensor-Surface: 1.4mm (Mechanical Surface Detection)
- Electronics: DAE4 Sn1325; Calibrated: 2022/8/29
- Phantom: SAM 1; Type: QD000P40CC; Serial: TP:1412
- Measurement SW: DASY52, Version 52.10 (2); SEMCAD X Version 14.6.12 (7470)

Area Scan (91x171x1): Interpolated grid: dx=1.000 mm, dy=1.000 mm

Maximum value of SAR (interpolated) = 1.19 W/kg

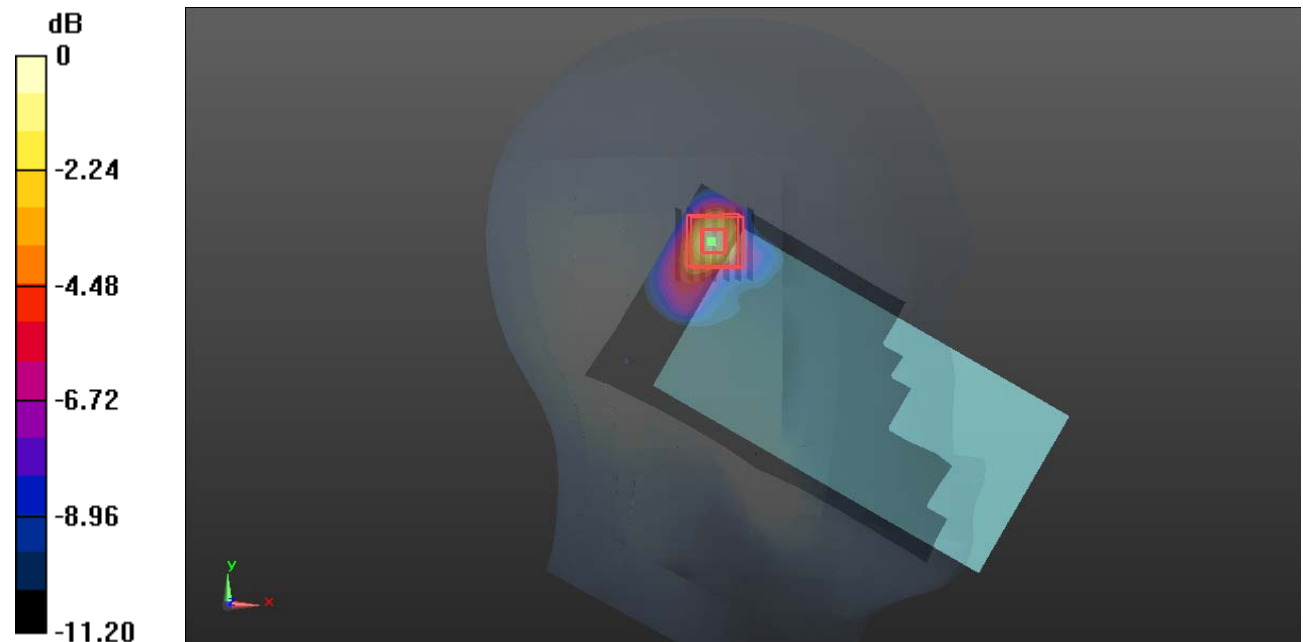
Zoom Scan (7x7x16)/Cube 0: Measurement grid: dx=4mm, dy=4mm, dz=2mm

Reference Value = 4.530 V/m; Power Drift = -0.14 dB

Peak SAR (extrapolated) = 2.27 W/kg

SAR(1 g) = 0.531 W/kg; SAR(10 g) = 0.177 W/kg

Maximum value of SAR (measured) = 1.29 W/kg



0 dB = 1.29 W/kg = 1.11 dBW/kg

Plot 176#: 5.8G WIFI Mid_ Head Right Cheek**DUT: Smart Phone; Type: X98pro; Serial: CR22090006-SA-S1**

Communication System: 802.11 a; Frequency: 5785 MHz; Duty Cycle: 1:1.02

Medium parameters used: $f = 5785$ MHz; $\sigma = 5.219$ S/m; $\epsilon_r = 35.575$; $\rho = 1000$ kg/m³

Phantom section: Right Section

DASY5 Configuration:

- Probe: EX3DV4 - SN7329; ConvF(4.75, 4.75, 4.75) @ 5785 MHz; Calibrated: 2021/12/31
- Sensor-Surface: 1.4mm (Mechanical Surface Detection)
- Electronics: DAE4 Sn1325; Calibrated: 2022/8/29
- Phantom: SAM 1; Type: QD000P40CC; Serial: TP:1412
- Measurement SW: DASY52, Version 52.10 (2); SEMCAD X Version 14.6.12 (7470)

Area Scan (91x171x1): Interpolated grid: dx=1.000 mm, dy=1.000 mm

Maximum value of SAR (interpolated) = 0.700 W/kg

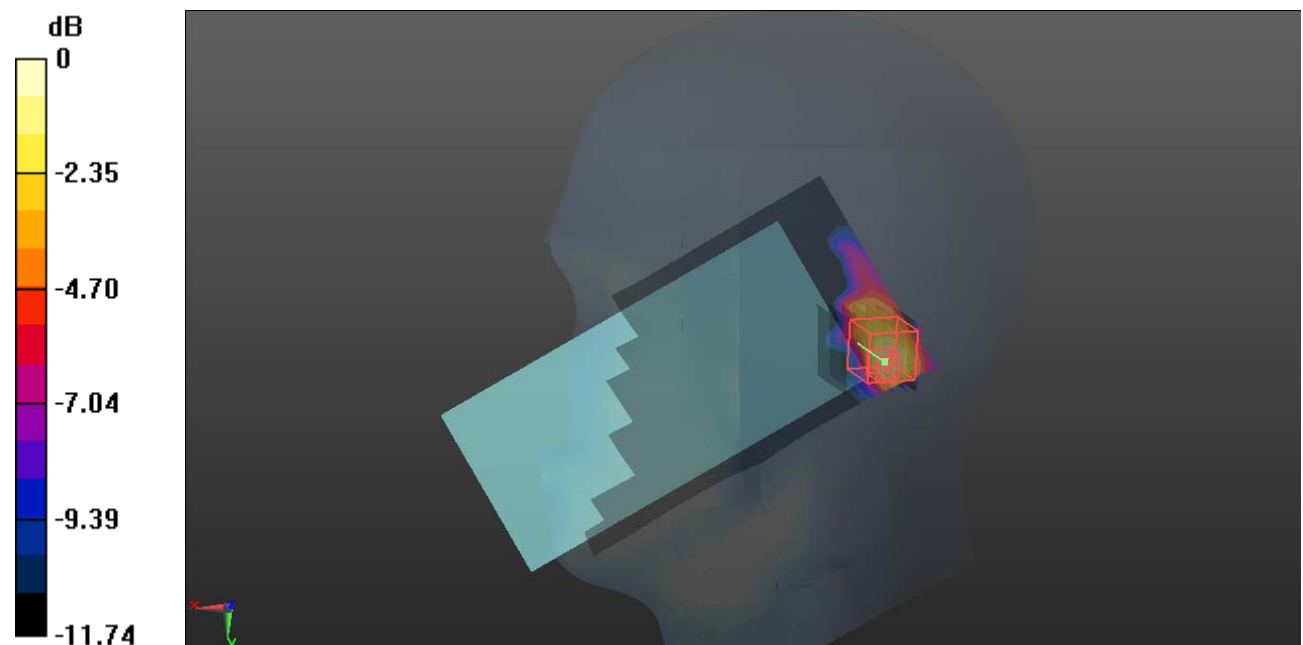
Zoom Scan (7x7x16)/Cube 0: Measurement grid: dx=4mm, dy=4mm, dz=2mm

Reference Value = 2.471 V/m; Power Drift = 0.12 dB

Peak SAR (extrapolated) = 1.07 W/kg

SAR(1 g) = 0.346 W/kg; SAR(10 g) = 0.123 W/kg

Maximum value of SAR (measured) = 0.804 W/kg



0 dB = 0.804 W/kg = -0.95 dBW/kg

Plot 177#: 5.8G WIFI Low _Head Right Tilt**DUT: Smart Phone; Type: X98pro; Serial: CR22090006-SA-S1**

Communication System: 802.11 a; Frequency: 5745 MHz; Duty Cycle: 1:1.02

Medium parameters used: $f = 5745$ MHz; $\sigma = 5.201$ S/m; $\epsilon_r = 35.624$; $\rho = 1000$ kg/m³

Phantom section: Right Section

DASY5 Configuration:

- Probe: EX3DV4 - SN7329; ConvF(4.75, 4.75, 4.75) @ 5745 MHz; Calibrated: 2021/12/31
- Sensor-Surface: 1.4mm (Mechanical Surface Detection)
- Electronics: DAE4 Sn1325; Calibrated: 2022/8/29
- Phantom: SAM 1; Type: QD000P40CC; Serial: TP:1412
- Measurement SW: DASY52, Version 52.10 (2); SEMCAD X Version 14.6.12 (7470)

Area Scan (91x171x1): Interpolated grid: dx=1.000 mm, dy=1.000 mm

Maximum value of SAR (interpolated) = 2.11 W/kg

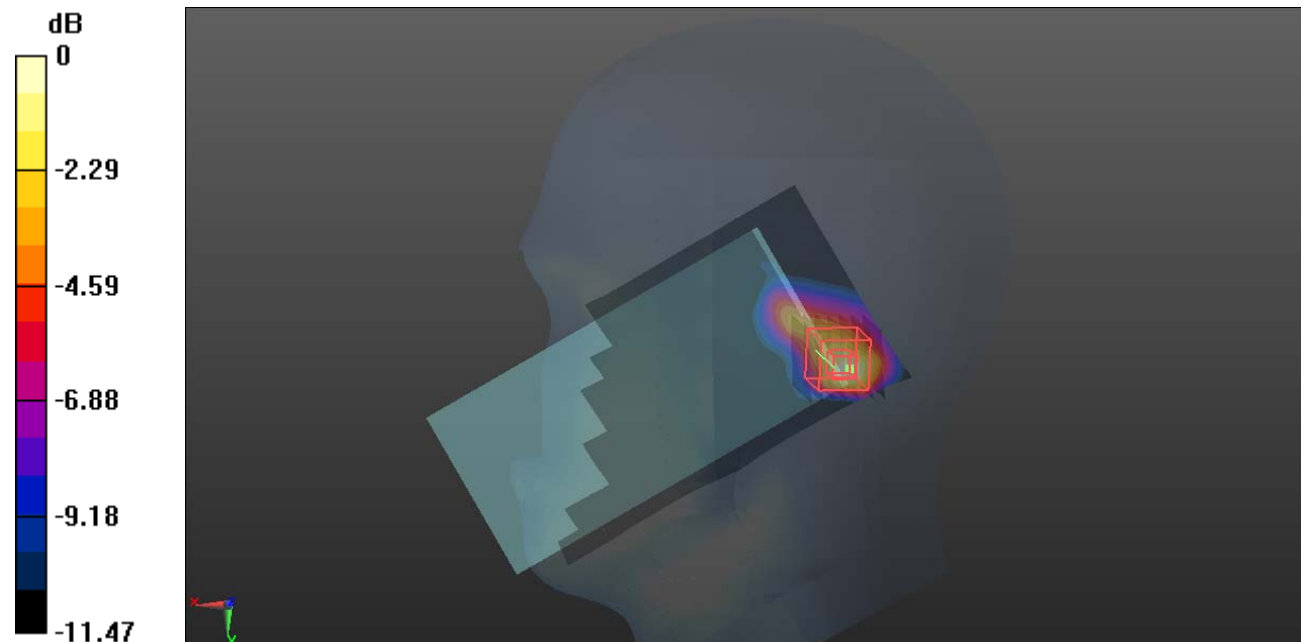
Zoom Scan (7x7x16)/Cube 0: Measurement grid: dx=4mm, dy=4mm, dz=2mm

Reference Value = 7.292 V/m; Power Drift = -0.11 dB

Peak SAR (extrapolated) = 3.71 W/kg

SAR(1 g) = 0.855 W/kg; SAR(10 g) = 0.318 W/kg

Maximum value of SAR (measured) = 2.02 W/kg



0 dB = 2.02 W/kg = 3.05 dBW/kg

Plot 178#: 5.8G WIFI Mid_ Head Right Tilt**DUT: Smart Phone; Type: X98pro; Serial: CR22090006-SA-S1**

Communication System: 802.11 a; Frequency: 5785 MHz; Duty Cycle: 1:1.02

Medium parameters used: $f = 5785$ MHz; $\sigma = 5.219$ S/m; $\epsilon_r = 35.575$; $\rho = 1000$ kg/m³

Phantom section: Right Section

DASY5 Configuration:

- Probe: EX3DV4 - SN7329; ConvF(4.75, 4.75, 4.75) @ 5785 MHz; Calibrated: 2021/12/31
- Sensor-Surface: 1.4mm (Mechanical Surface Detection)
- Electronics: DAE4 Sn1325; Calibrated: 2022/8/29
- Phantom: SAM 1; Type: QD000P40CC; Serial: TP:1412
- Measurement SW: DASY52, Version 52.10 (2); SEMCAD X Version 14.6.12 (7470)

Area Scan (91x171x1): Interpolated grid: dx=1.000 mm, dy=1.000 mm

Maximum value of SAR (interpolated) = 2.72 W/kg

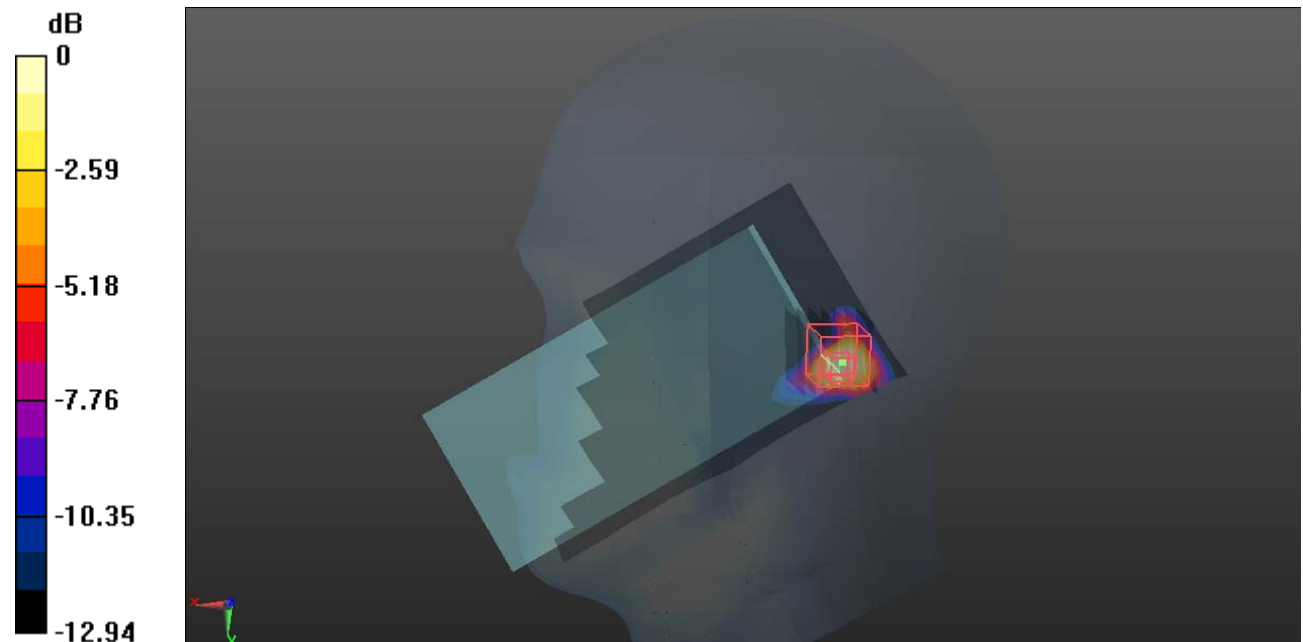
Zoom Scan (7x7x16)/Cube 0: Measurement grid: dx=4mm, dy=4mm, dz=2mm

Reference Value = 7.903 V/m; Power Drift = -0.14 dB

Peak SAR (extrapolated) = 3.85 W/kg

SAR(1 g) = 0.912 W/kg; SAR(10 g) = 0.373 W/kg

Maximum value of SAR (measured) = 2.37 W/kg



0 dB = 2.37 W/kg = 3.75 dBW/kg

Plot 179#: 5.8G WIFI Mid _Head Right Tilt**DUT: Smart Phone; Type: X98pro; Serial: CR22090006-SA-S1**

Communication System: 802.11 a; Frequency: 5825 MHz; Duty Cycle: 1:1.02

Medium parameters used: $f = 5825$ MHz; $\sigma = 5.323$ S/m; $\epsilon_r = 35.336$; $\rho = 1000$ kg/m³

Phantom section: Right Section

DASY5 Configuration:

- Probe: EX3DV4 - SN7329; ConvF(4.75, 4.75, 4.75) @ 5825 MHz; Calibrated: 2021/12/31
- Sensor-Surface: 1.4mm (Mechanical Surface Detection)
- Electronics: DAE4 Sn1325; Calibrated: 2022/8/29
- Phantom: SAM 1; Type: QD000P40CC; Serial: TP:1412
- Measurement SW: DASY52, Version 52.10 (2); SEMCAD X Version 14.6.12 (7470)

Area Scan (91x171x1): Interpolated grid: dx=1.000 mm, dy=1.000 mm

Maximum value of SAR (interpolated) = 1.33 W/kg

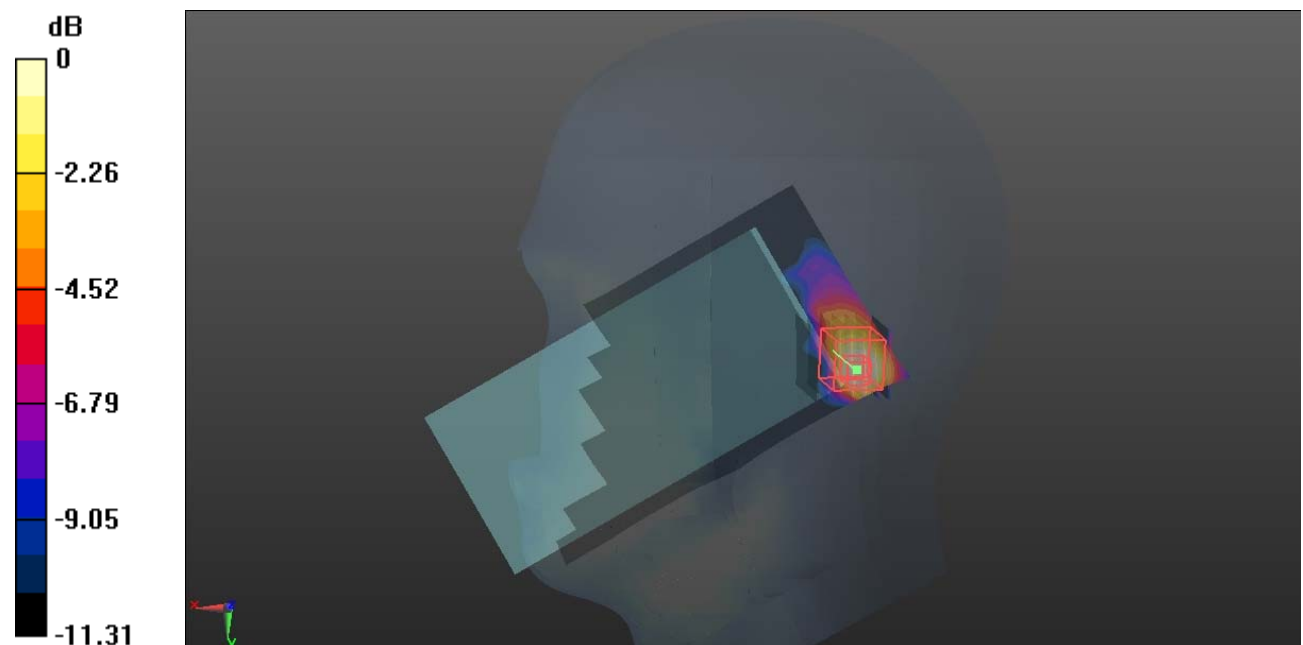
Zoom Scan (7x7x16)/Cube 0: Measurement grid: dx=4mm, dy=4mm, dz=2mm

Reference Value = 3.277 V/m; Power Drift = 0.01 dB

Peak SAR (extrapolated) = 1.54 W/kg

SAR(1 g) = 0.472 W/kg; SAR(10 g) = 0.172 W/kg

Maximum value of SAR (measured) = 0.974 W/kg



0 dB = 0.974 W/kg = -0.11 dBW/kg

Plot 180#: 5.8G WIFI Mid_Body Front**DUT: Smart Phone; Type: X98pro; Serial: CR22090006-SA-S1**

Communication System: 802.11 a; Frequency: 5785 MHz; Duty Cycle: 1:1.02

Medium parameters used: $f = 5785$ MHz; $\sigma = 5.219$ S/m; $\epsilon_r = 35.575$; $\rho = 1000$ kg/m³

Phantom section: Flat Section

DASY5 Configuration:

- Probe: EX3DV4 - SN7329; ConvF(4.75, 4.75, 4.75) @ 5785 MHz; Calibrated: 2021/12/31
- Sensor-Surface: 1.4mm (Mechanical Surface Detection)
- Electronics: DAE4 Sn1325; Calibrated: 2022/8/29
- Phantom: SAM 1; Type: QD000P40CC; Serial: TP:1412
- Measurement SW: DASY52, Version 52.10 (2); SEMCAD X Version 14.6.12 (7470)

Area Scan (111x191x1): Interpolated grid: dx=1.000 mm, dy=1.000 mm

Maximum value of SAR (interpolated) = 0.525 W/kg


Zoom Scan (7x7x16)/Cube 0: Measurement grid: dx=4mm, dy=4mm, dz=2mm

Reference Value = 2.878 V/m; Power Drift = -0.19 dB

Peak SAR (extrapolated) = 0.944 W/kg

SAR(1 g) = 0.242 W/kg; SAR(10 g) = 0.093 W/kg

Maximum value of SAR (measured) = 0.543 W/kg



0 dB = 0.543 W/kg = -2.65 dBW/kg

Plot 181#: 5.8G WIFI Mid_Body Back**DUT: Smart Phone; Type: X98pro; Serial: CR22090006-SA-S1**

Communication System: 802.11 a; Frequency: 5785 MHz; Duty Cycle: 1:1.02

Medium parameters used: $f = 5785$ MHz; $\sigma = 5.219$ S/m; $\epsilon_r = 35.575$; $\rho = 1000$ kg/m³

Phantom section: Flat Section

DASY5 Configuration:

- Probe: EX3DV4 - SN7329; ConvF(4.75, 4.75, 4.75) @ 5785 MHz; Calibrated: 2021/12/31
- Sensor-Surface: 1.4mm (Mechanical Surface Detection)
- Electronics: DAE4 Sn1325; Calibrated: 2022/8/29
- Phantom: SAM 1; Type: QD000P40CC; Serial: TP:1412
- Measurement SW: DASY52, Version 52.10 (2); SEMCAD X Version 14.6.12 (7470)

Area Scan (101x181x1): Interpolated grid: dx=1.000 mm, dy=1.000 mm

Maximum value of SAR (interpolated) = 0.550 W/kg

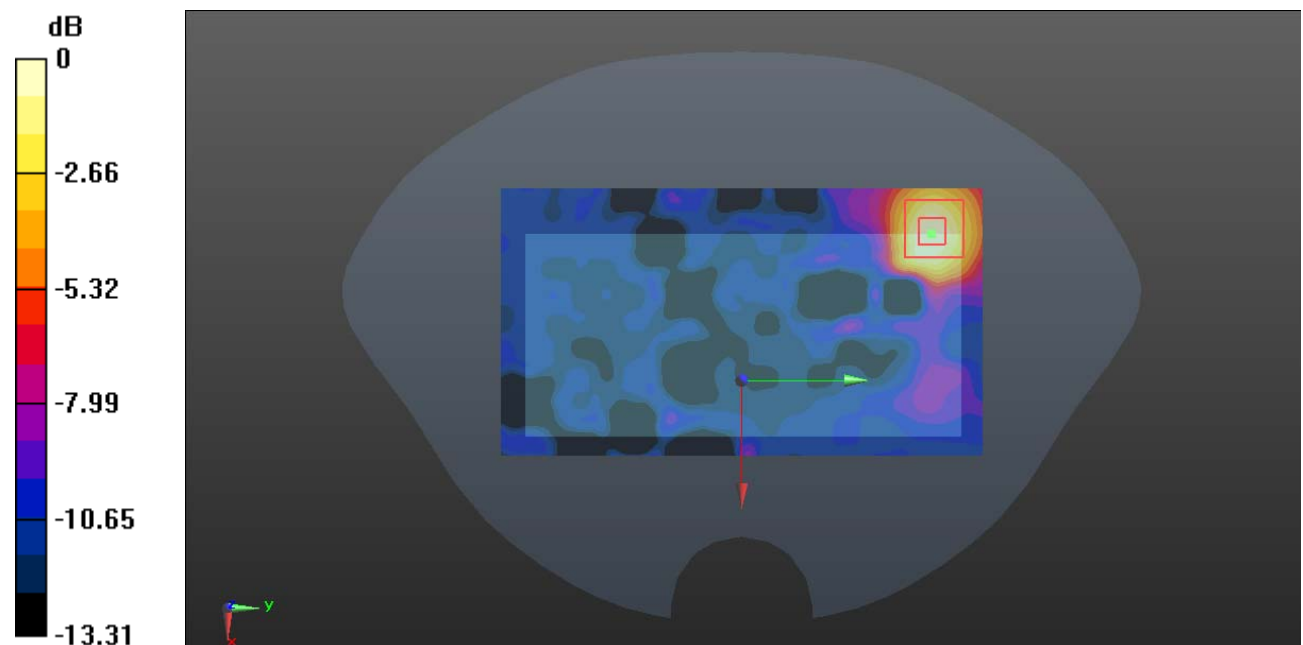
Zoom Scan (7x7x16)/Cube 0: Measurement grid: dx=4mm, dy=4mm, dz=2mm

Reference Value = 2.326 V/m; Power Drift = -0.15 dB

Peak SAR (extrapolated) = 0.937 W/kg

SAR(1 g) = 0.246 W/kg; SAR(10 g) = 0.101 W/kg

Maximum value of SAR (measured) = 0.538 W/kg



0 dB = 0.538 W/kg = -2.69 dBW/kg

Plot 182#: 5.8G WIFI Mid_Body Right**DUT: Smart Phone; Type: X98pro; Serial: CR22090006-SA-S1**

Communication System: 802.11 a; Frequency: 5785 MHz; Duty Cycle: 1:1.02

Medium parameters used: $f = 5785$ MHz; $\sigma = 5.219$ S/m; $\epsilon_r = 35.575$; $\rho = 1000$ kg/m³

Phantom section: Flat Section

DASY5 Configuration:

- Probe: EX3DV4 - SN7329; ConvF(4.75, 4.75, 4.75) @ 5785 MHz; Calibrated: 2021/12/31
- Sensor-Surface: 1.4mm (Mechanical Surface Detection)
- Electronics: DAE4 Sn1325; Calibrated: 2022/8/29
- Phantom: SAM 1; Type: QD000P40CC; Serial: TP:1412
- Measurement SW: DASY52, Version 52.10 (2); SEMCAD X Version 14.6.12 (7470)

Area Scan (61x211x1): Interpolated grid: dx=1.000 mm, dy=1.000 mm

Maximum value of SAR (interpolated) = 0.451 W/kg

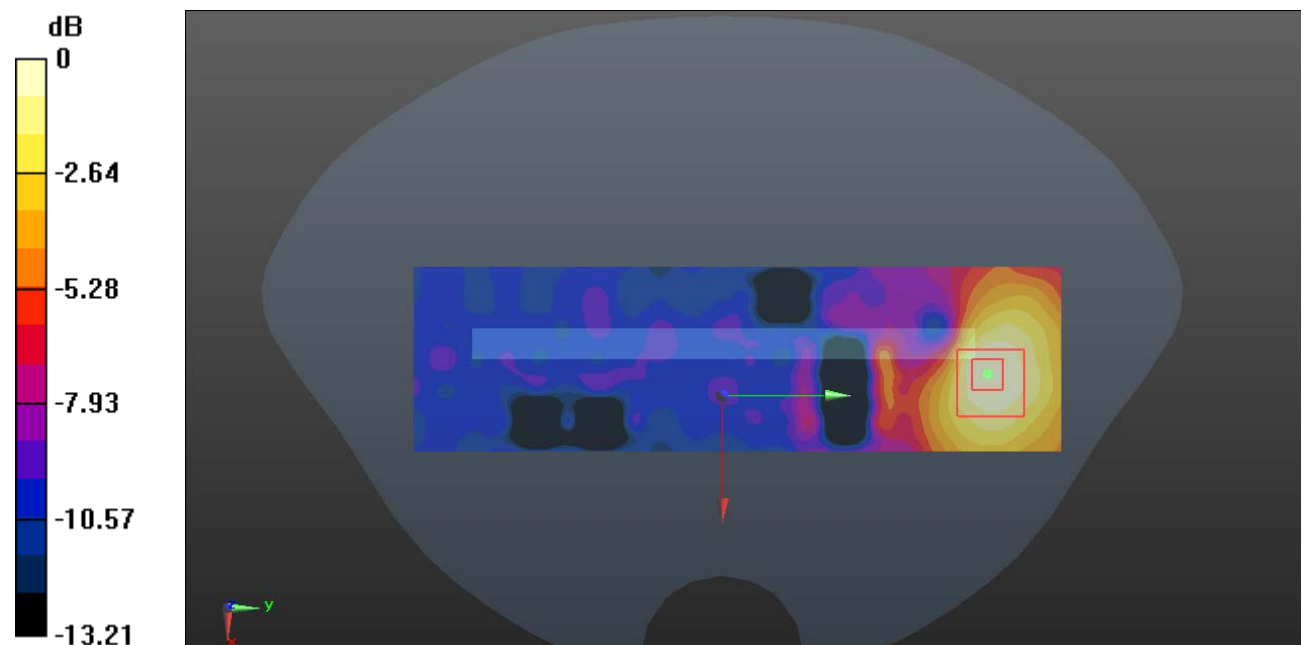
Zoom Scan (7x7x16)/Cube 0: Measurement grid: dx=4mm, dy=4mm, dz=2mm

Reference Value = 2.771 V/m; Power Drift = -0.15 dB

Peak SAR (extrapolated) = 0.691 W/kg

SAR(1 g) = 0.210 W/kg; SAR(10 g) = 0.093 W/kg

Maximum value of SAR (measured) = 0.442 W/kg



0 dB = 0.442 W/kg = -3.55 dBW/kg

Plot 183#: 5.8G WIFI Mid_Body Top**DUT: Smart Phone; Type: X98pro; Serial: CR22090006-SA-S1**

Communication System: 802.11 a; Frequency: 5785 MHz; Duty Cycle: 1:1.02

Medium parameters used: $f = 5785$ MHz; $\sigma = 5.219$ S/m; $\epsilon_r = 35.575$; $\rho = 1000$ kg/m³

Phantom section: Flat Section

DASY5 Configuration:

- Probe: EX3DV4 - SN7329; ConvF(4.75, 4.75, 4.75) @ 5785 MHz; Calibrated: 2021/12/31
- Sensor-Surface: 1.4mm (Mechanical Surface Detection)
- Electronics: DAE4 Sn1325; Calibrated: 2022/8/29
- Phantom: SAM 1; Type: QD000P40CC; Serial: TP:1412
- Measurement SW: DASY52, Version 52.10 (2); SEMCAD X Version 14.6.12 (7470)

Area Scan (51x101x1): Interpolated grid: dx=1.000 mm, dy=1.000 mm

Maximum value of SAR (interpolated) = 0.942 W/kg

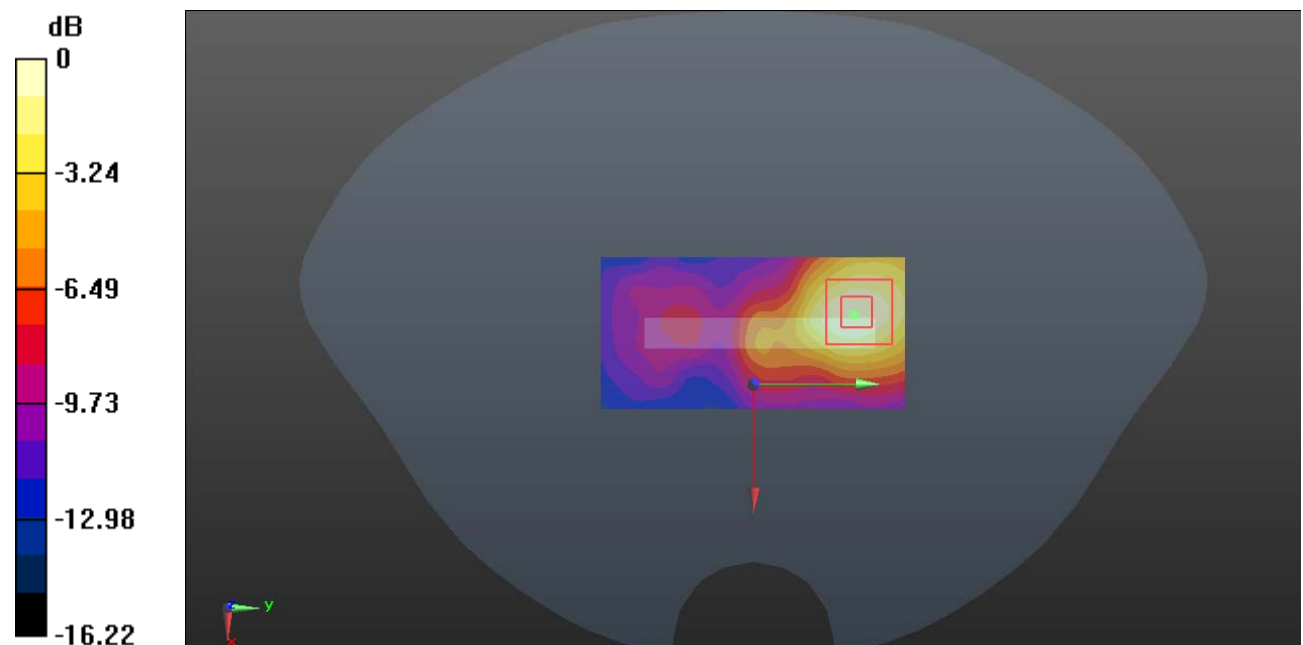
Zoom Scan (7x7x16)/Cube 0: Measurement grid: dx=4mm, dy=4mm, dz=2mm

Reference Value = 4.910 V/m; Power Drift = -0.13 dB

Peak SAR (extrapolated) = 1.75 W/kg

SAR(1 g) = 0.412 W/kg; SAR(10 g) = 0.171 W/kg

Maximum value of SAR (measured) = 0.912 W/kg



0 dB = 0.912 W/kg = -0.40 dBW/kg