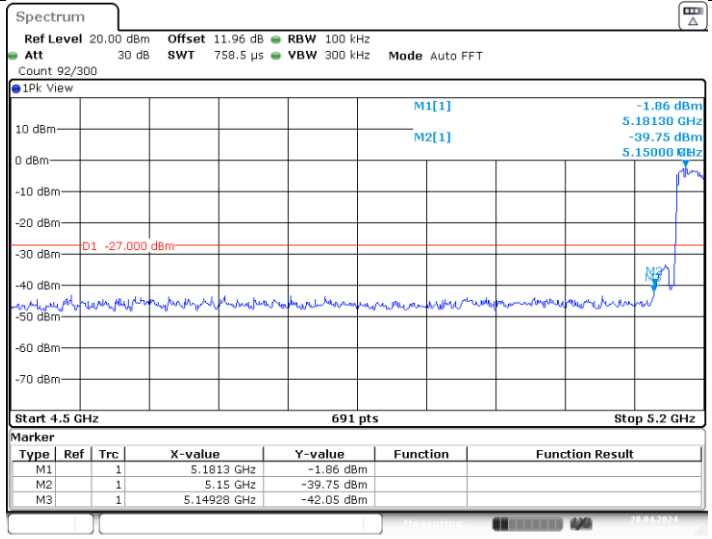


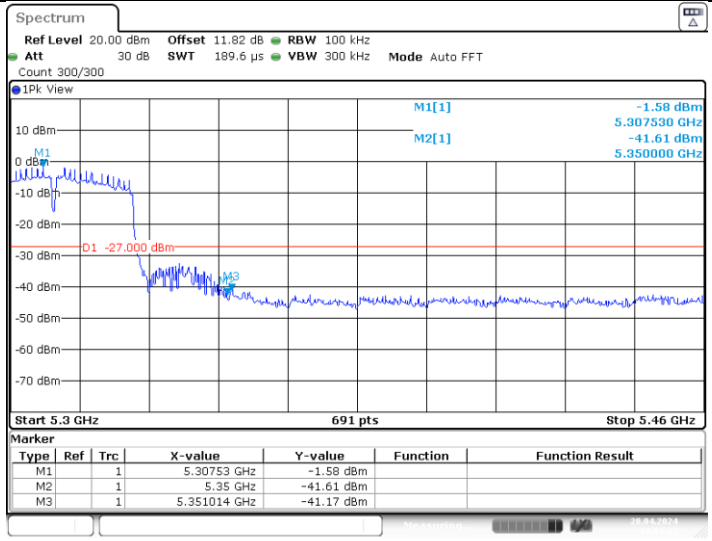
Date: 28.APR.2024 13:41:56

11N40SISO_Ant1_Low_5190



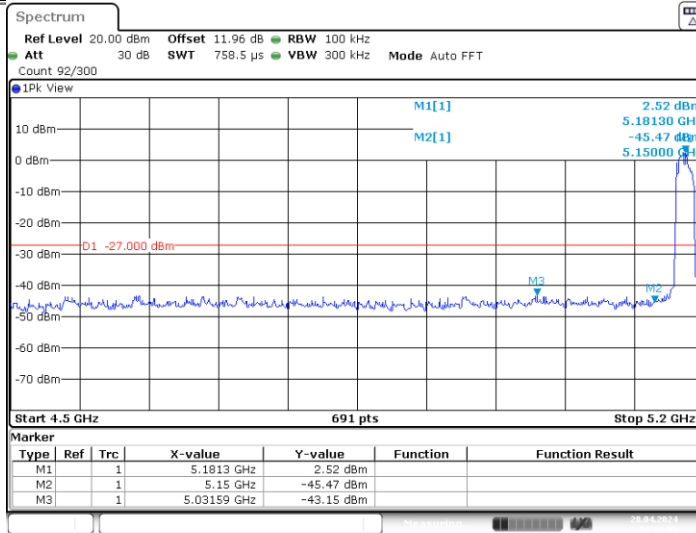
Date: 28.APR.2024 13:48:16

11N40SISO_Ant1_High_5310

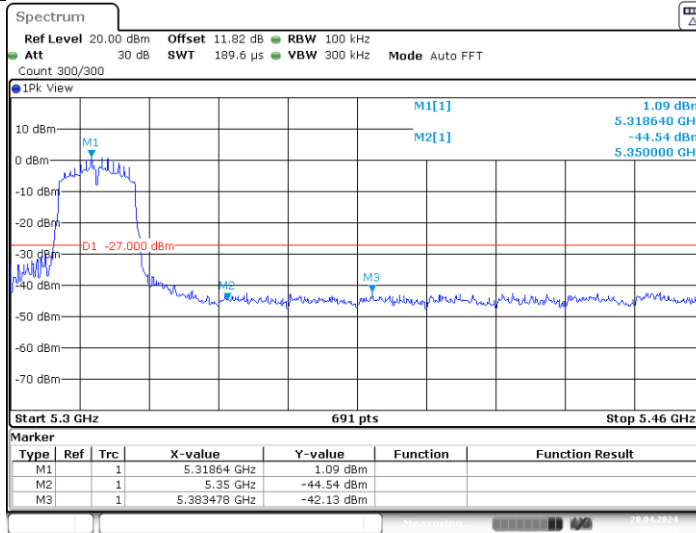


Date: 28.APR.2024 14:04:12

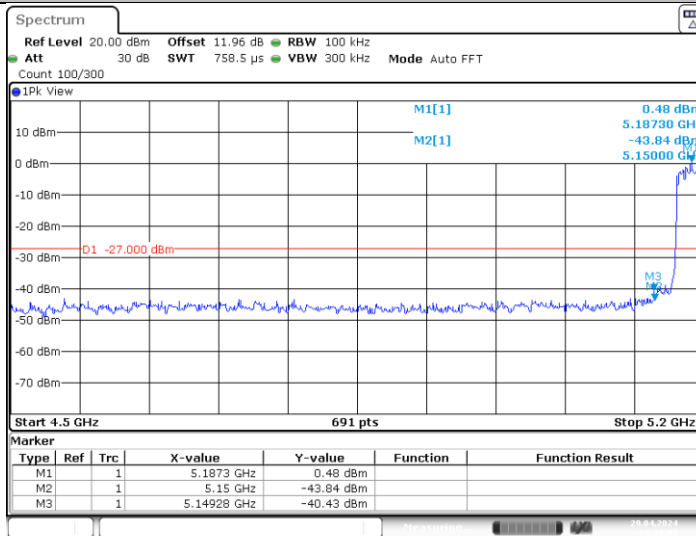
11AC20SISO_Ant1_Low_5180



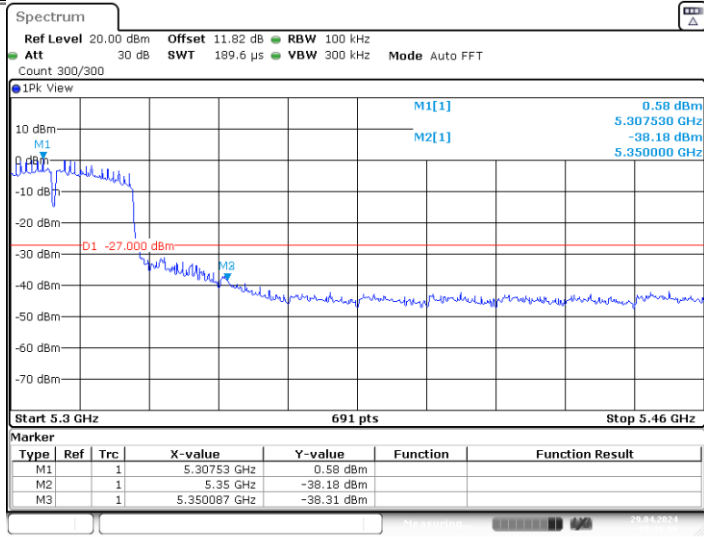
11AC20SISO_Ant1_High_5320



11AC40SISO_Ant1_Low_5190

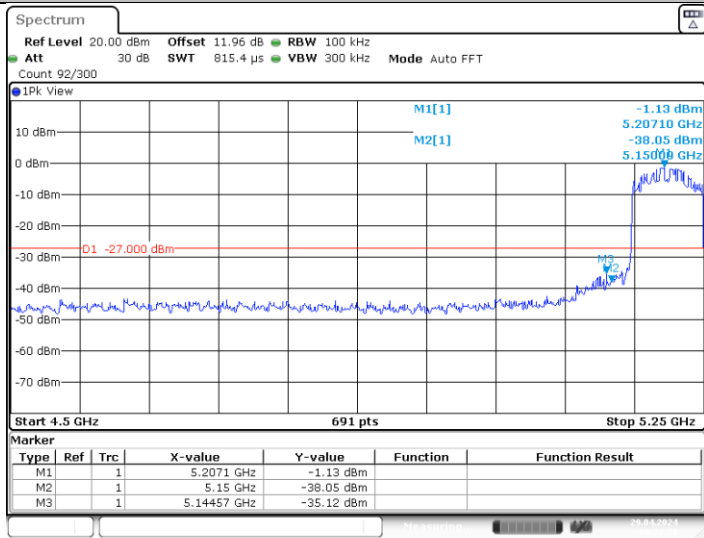


11AC40SISO_Ant1_High_5310



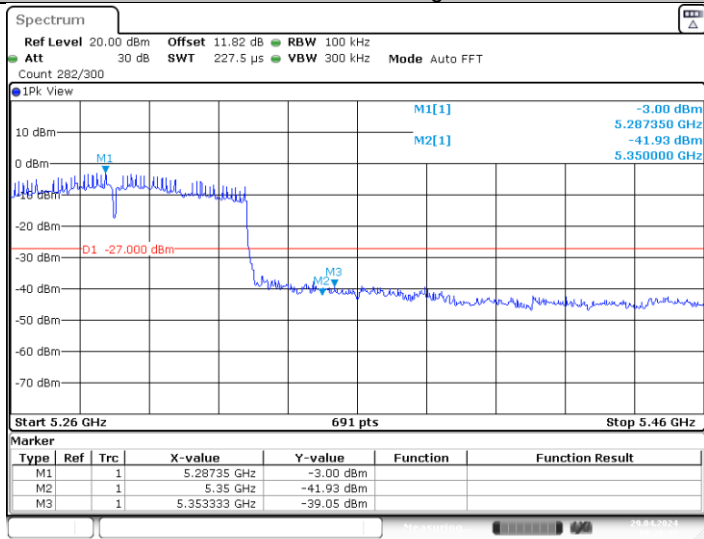
Date: 29.APR.2024 09:16:06

11AC80SISO_Ant1_Low_5210



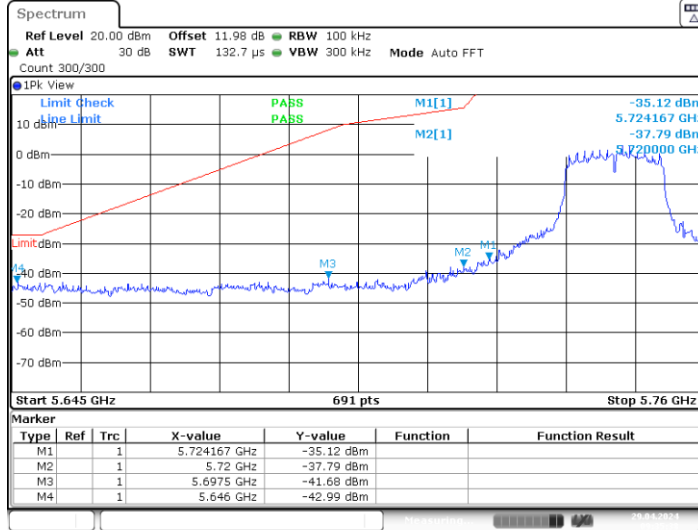
Date: 29.APR.2024 09:22:21

11AC80SISO_Ant1_High_5290



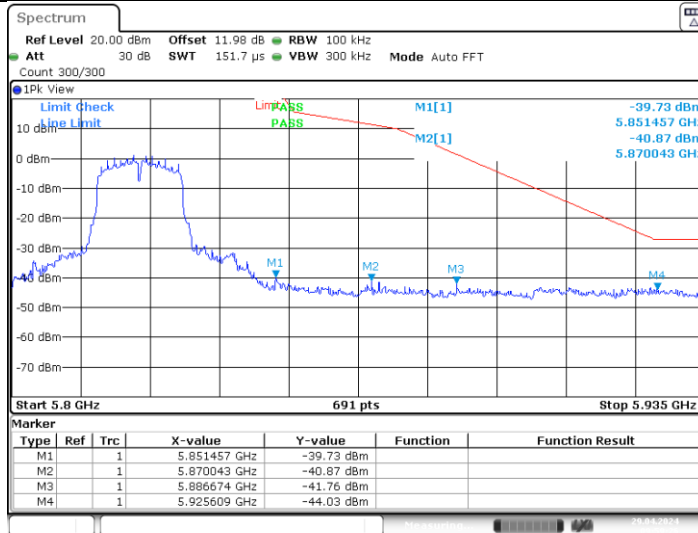
Date: 29.APR.2024 09:28:41

11A_Ant1_Low_5745



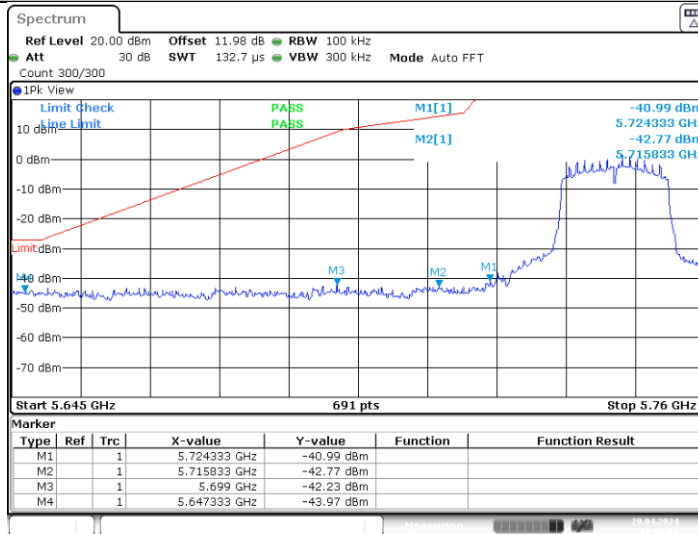
Date: 29.APR.2024 09:35:39

11A_Ant1_High_5825



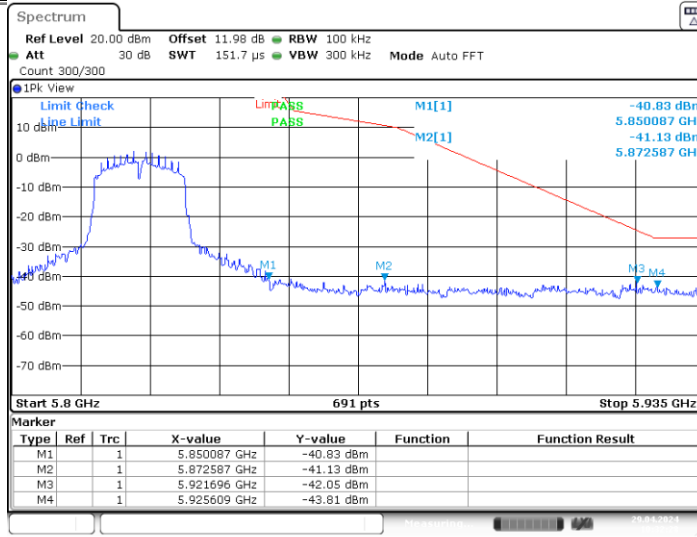
Date: 29.APR.2024 09:59:26

11N20SISO_Ant1_Low_5745



Date: 29.APR.2024 10:06:23

11N20SISO_Ant1_High_5825



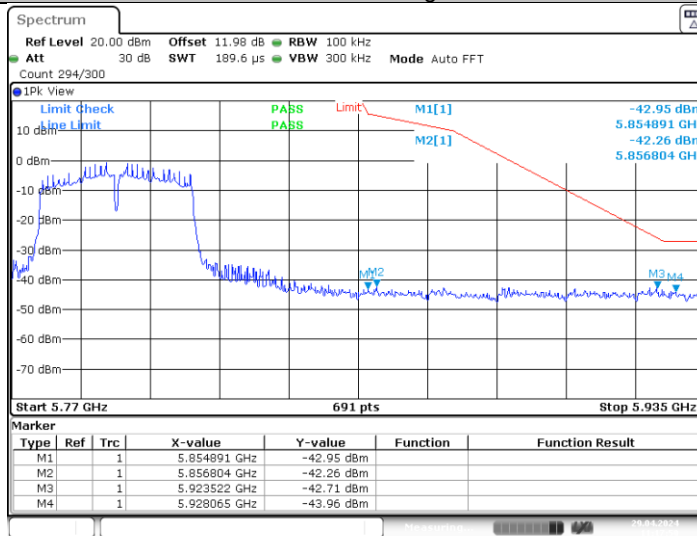
Date: 29.APR.2024 10:32:28

11N40SISO_Ant1_Low_5755



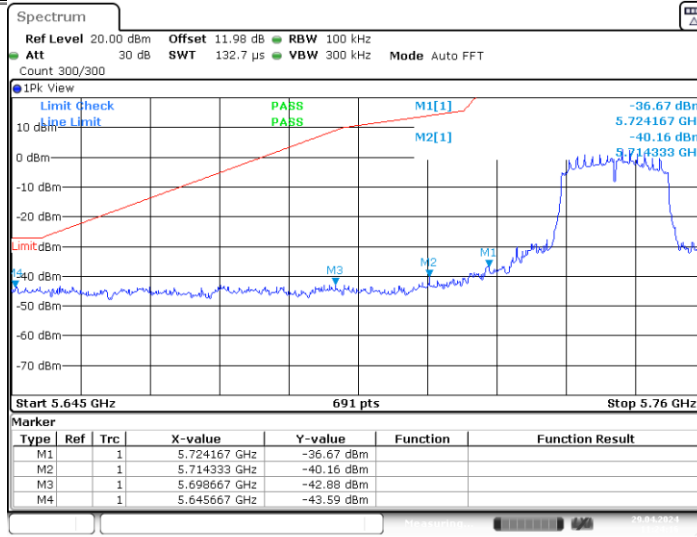
Date: 29.APR.2024 10:43:33

11N40SISO_Ant1_High_5795

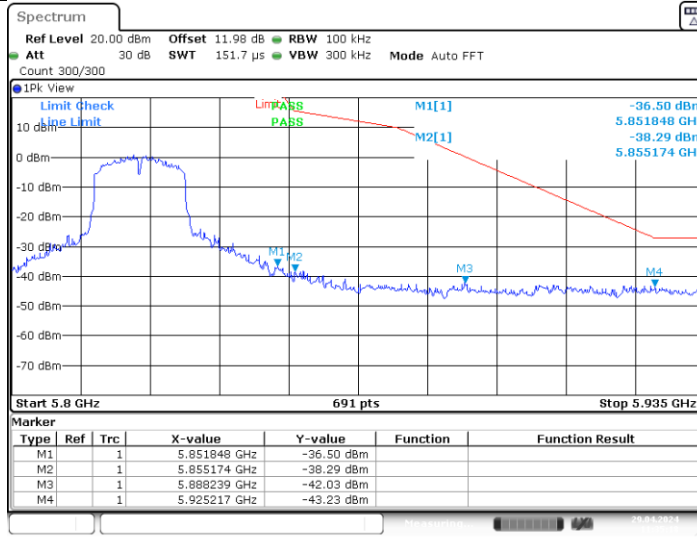


Date: 29.APR.2024 11:17:50

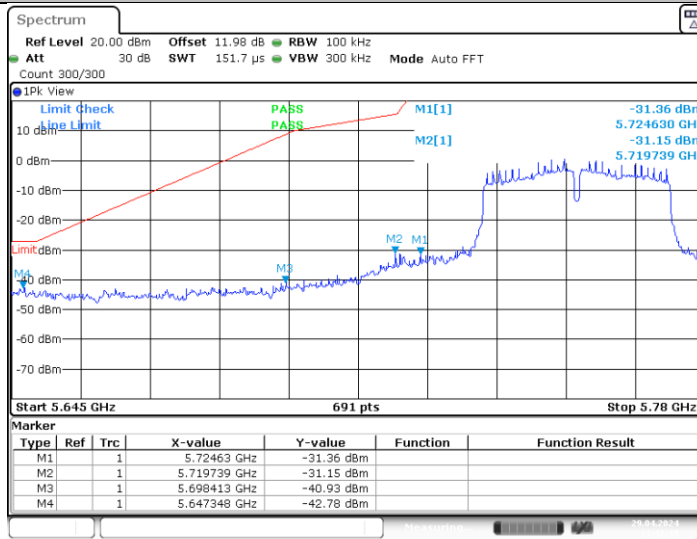
11AC20SISO_Ant1_Low_5745



11AC20SISO_Ant1_High_5825



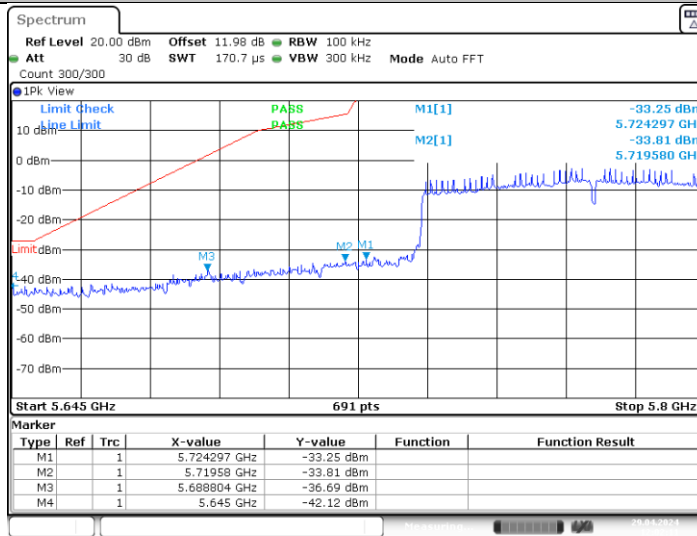
11AC40SISO_Ant1_Low_5755



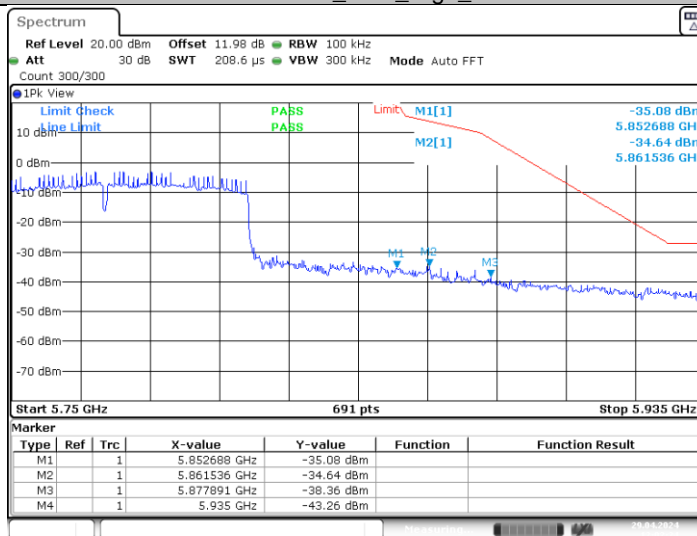
11AC40SISO_Ant1_High_5795



11AC80SISO_Ant1_Low_5775



11AC80SISO_Ant1_High_5775



ABOVE 1000 MHz

Note: All the modes have been tested and recorded worst mode in the report.

UNII-1

11A Channel 36 / 5180 MHz									
Frequency	Ant.Pol. H/V	Peak reading (dBuV)	AV reading (dBuV)	Correction Factor	Emission Level		Peak Limit (dBuV/m)	AV Limit (dBuV/m)	Margin (dB)
					Peak (dBuV/m)	AV (dBuV/m)			
10651	H	44.86	---	9.03	53.89	---	74	54	-20.11
15523	H	43.99	---	9.87	53.86	---	74	54	-20.14
---	H	---	---	---	---	---	---	---	---
10651	V	44.73	---	9.03	53.76	---	74	54	-20.24
15542	V	44.07	---	9.88	53.95	---	74	54	-20.05
---	V	---	---	---	---	---	---	---	---
11A Channel 40 / 5200 MHz									
Frequency	Ant.Pol. H/V	Peak reading (dBuV)	AV reading (dBuV)	Correction Factor	Emission Level		Peak Limit (dBuV/m)	AV Limit (dBuV/m)	Margin (dB)
					Peak (dBuV/m)	AV (dBuV/m)			
10668	H	44.59	---	9.09	53.68	---	74	54	-20.32
15600	H	43.58	---	9.91	53.49	---	74	54	-20.51
---	H	---	---	---	---	---	---	---	---
10668	V	44.86	---	9.09	53.95	---	74	54	-20.05
15600	V	43.08	---	9.91	52.99	---	74	54	-21.01
---	V	---	---	---	---	---	---	---	---
11A Channel 48 / 5240 MHz									
Frequency	Ant.Pol. H/V	Peak reading (dBuV)	AV reading (dBuV)	Correction Factor	Emission Level		Peak Limit (dBuV/m)	AV Limit (dBuV/m)	Margin (dB)
					Peak (dBuV/m)	AV (dBuV/m)			
10759	H	43.35	---	9.24	52.59	---	74	54	-21.41
15722	H	42.99	---	10.01	53.00	---	74	54	-21.00
---	H	---	---	---	---	---	---	---	---
10759	V	44.46	---	9.24	53.7	---	74	54	-20.30
15722	V	43.08	---	10.01	53.09	---	74	54	-20.91
---	V	---	---	---	---	---	---	---	---

UNII-2A

11A Channel 52 / 5260 MHz									
Frequency	Ant.Pol. H/V	Peak reading (dBuV)	AV reading (dBuV)	Correction Factor	Emission Level		Peak Limit (dBuV/m)	AV Limit (dBuV/m)	Margin (dB)
					Peak (dBuV/m)	AV (dBuV/m)			
10983	H	43.76	---	9.44	53.2	---	74	54	-20.80
15781	H	43.05	---	10.12	53.17	---	74	54	-20.83
---	H	---	---	---	---	---	---	---	---
10984	V	43.51	---	9.46	52.97	---	74	54	-21.03
15782	V	42.08	---	10.13	52.21	---	74	54	-21.79
---	V	---	---	---	---	---	---	---	---
11A Channel 56 / 5280 MHz									
Frequency	Ant.Pol. H/V	Peak reading (dBuV)	AV reading (dBuV)	Correction Factor	Emission Level		Peak Limit (dBuV/m)	AV Limit (dBuV/m)	Margin (dB)
					Peak (dBuV/m)	AV (dBuV/m)			
11250	H	44.28	---	9.51	53.79	---	74	54	-20.21
15842	H	43.15	---	10.51	53.66	---	74	54	-20.34
---	H	---	---	---	---	---	---	---	---
11250	V	43.33	---	9.51	52.84	---	74	54	-21.16
15841	V	43.01	---	10.49	53.50	---	74	54	-20.50
---	V	---	---	---	---	---	---	---	---
11A Channel 64 / 5320 MHz									
Frequency	Ant.Pol. H/V	Peak reading (dBuV)	AV reading (dBuV)	Correction Factor	Emission Level		Peak Limit (dBuV/m)	AV Limit (dBuV/m)	Margin (dB)
					Peak (dBuV/m)	AV (dBuV/m)			
11641	H	43.82	---	9.63	53.45	---	74	54	-20.55
15961	H	42.73	---	11.25	53.98	---	74	54	-20.02
---	H	---	---	---	---	---	---	---	---
11642	V	43.05	---	9.63	52.68	---	74	54	-21.32
15959	V	41.08	---	11.23	52.31	---	74	54	-21.69
---	V	---	---	---	---	---	---	---	---

UNII-3

11A Channel 149 / 5745 MHz

Frequency	Ant.Pol. H/V	Peak reading (dBuV)	AV reading (dBuV)	Correction Factor	Emission Level		Peak Limit (dBuV/m)	AV Limit (dBuV/m)	Margin (dB)
					Peak (dBuV/m)	AV (dBuV/m)			
11725	H	43.93	---	9.81	53.74	---	74	54	-20.26
17736	H	40.14	---	12.96	53.1	---	74	54	-20.90
---	H	---	---	---	---	---	---	---	---
11725	V	42.95	---	9.81	52.76	---	74	54	-21.24
17735	V	41.04	---	12.95	53.99	---	74	54	-20.01
---	V	---	---	---	---	---	---	---	---

11A Channel 153 / 5765 MHz

Frequency	Ant.Pol. H/V	Peak reading (dBuV)	AV reading (dBuV)	Correction Factor	Emission Level		Peak Limit (dBuV/m)	AV Limit (dBuV/m)	Margin (dB)
					Peak (dBuV/m)	AV (dBuV/m)			
11831	H	41.08	---	9.91	50.99	---	74	54	-23.01
18125	H	40.35	---	13.21	53.56	---	74	54	-20.44
---	H	---	---	---	---	---	---	---	---
11841	V	42.01	---	9.92	51.93	---	74	54	-22.07
18351	V	40.12	---	13.22	53.34	---	74	54	-20.66
---	V	---	---	---	---	---	---	---	---

11A Channel 165/ 5825 MHz

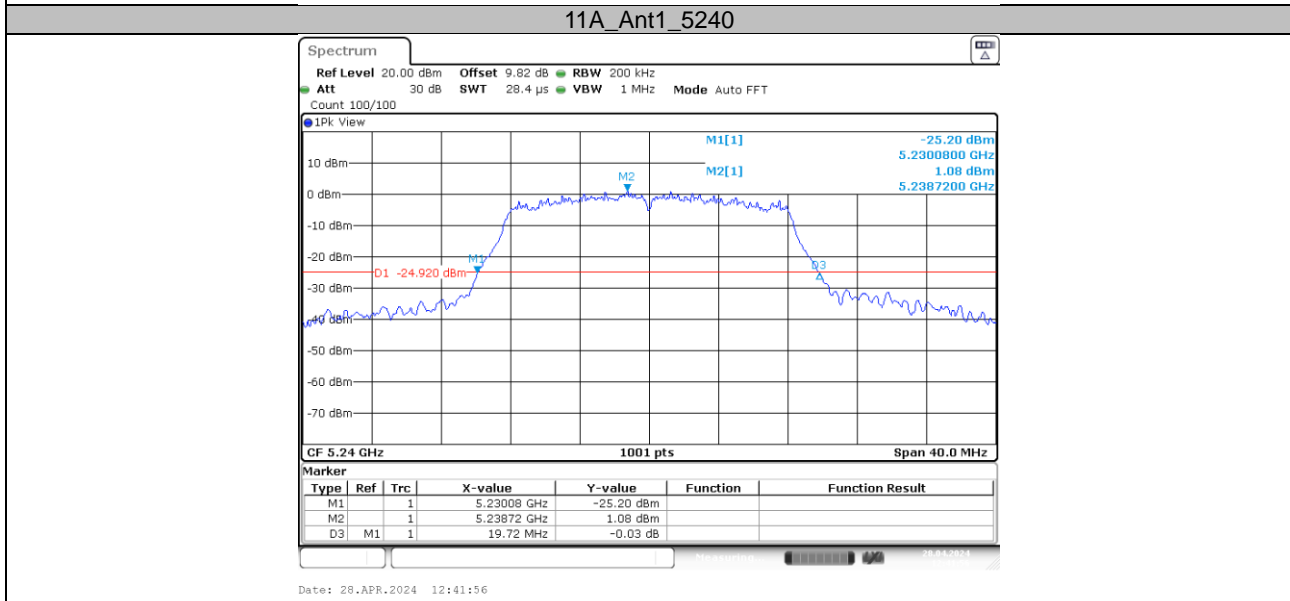
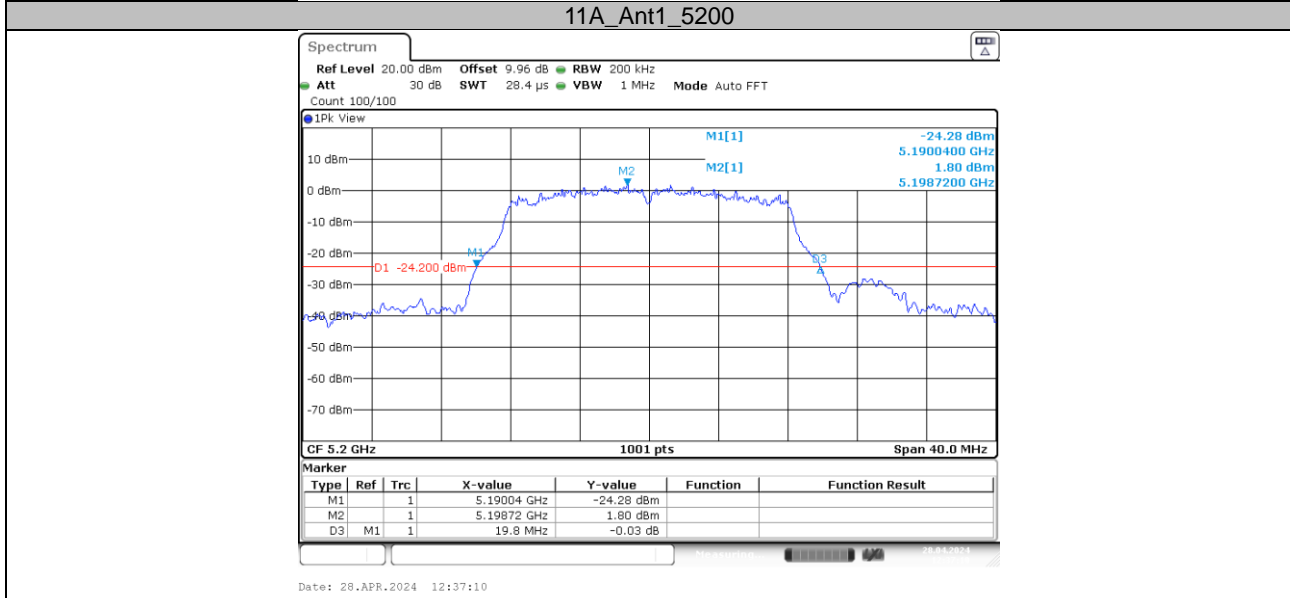
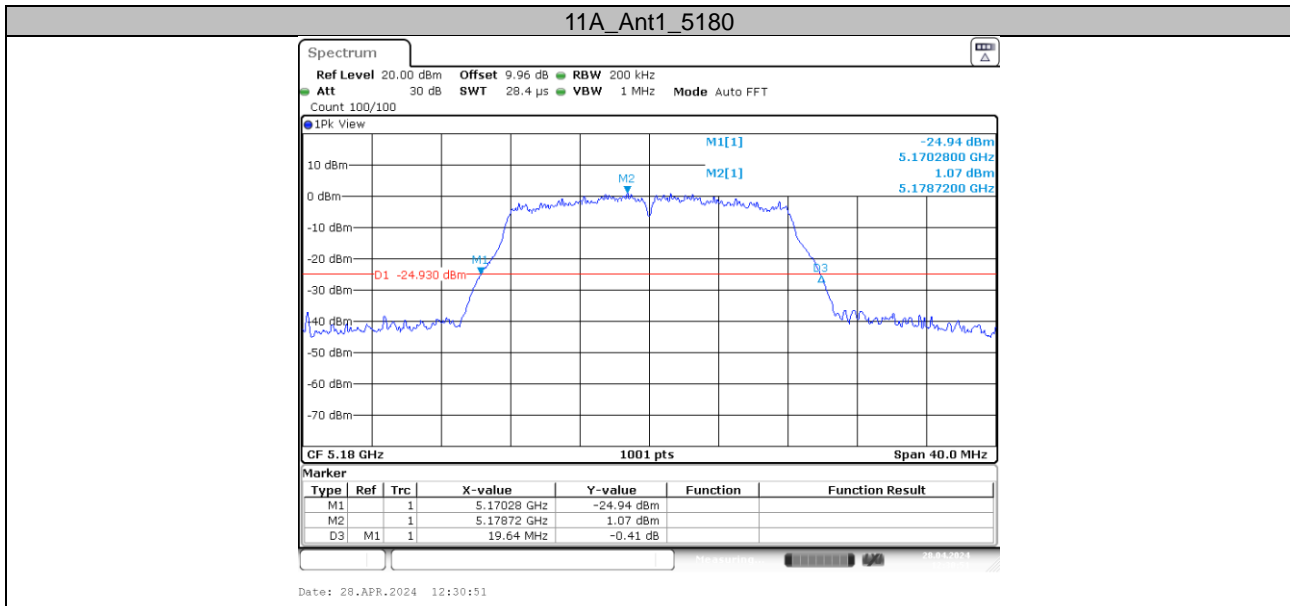
Frequency	Ant.Pol. H/V	Peak reading (dBuV)	AV reading (dBuV)	Correction Factor	Emission Level		Peak Limit (dBuV/m)	AV Limit (dBuV/m)	Margin (dB)
					Peak (dBuV/m)	AV (dBuV/m)			
11902	H	43.02	---	10.01	53.03	---	74	54	-20.97
18250	H	39.04	---	14.01	53.05	---	74	54	-20.95
---	H	---	---	---	---	---	---	---	---
11931	V	42.81	---	9.98	52.79	---	74	54	-21.21
18299	V	38.09	---	13.99	52.08	---	74	54	-21.92
---	V	---	---	---	---	---	---	---	---

Notes:

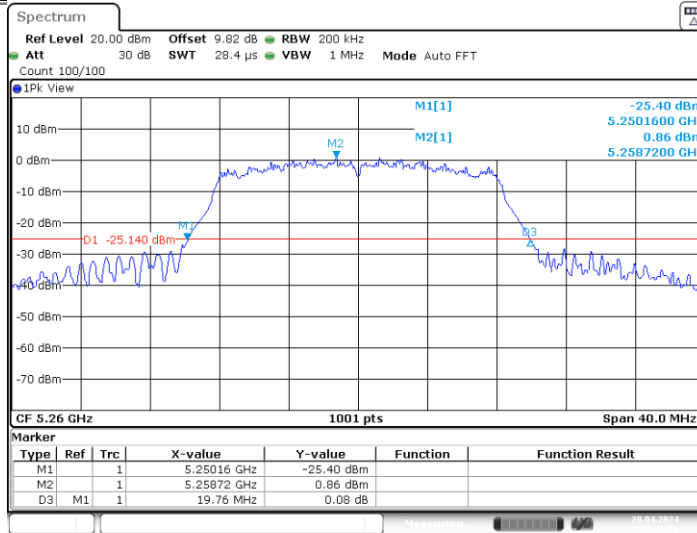
- 1). Radiated emissions measured in frequency range from 9 KHz-10th harmonic or 40GHz (which is less) were made with an instrument using Peak detector mode.
- 2). Data of measurement within this frequency range shown "---" in the table above means the reading of emissions are attenuated more than 20dB below the permissible limits or the field strength is too small to be measured.
- 3). Worst case data at 1Mbps at IEEE 802.11a.
- 4). Measured Level = Reading Level + Factor, Margin = Measured Level - Limit

APPENDIXE -BANDWIDTH

TestMode	Antenna	Freq(MHz)	26db EBW [MHz]	FL[MHz]	FH[MHz]	Limit[MHz]	Verdict
11A	Ant1	5180	19.64	5170.28	5189.92	---	---
		5200	19.80	5190.04	5209.84	---	---
		5240	19.72	5230.08	5249.80	---	---
		5260	19.76	5250.16	5269.92	---	---
		5280	19.68	5270.12	5289.80	---	---
		5320	19.76	5310.12	5329.88	---	---
		5745	19.80	5735.08	5754.88	---	---
		5785	19.96	5775.00	5794.96	---	---
11N20SISO	Ant1	5825	21.72	5815.20	5836.92	---	---
		5180	20.20	5169.88	5190.08	---	---
		5200	20.24	5189.80	5210.04	---	---
		5240	20.16	5229.88	5250.04	---	---
		5260	20.00	5250.04	5270.04	---	---
		5280	20.24	5269.84	5290.08	---	---
		5320	22.24	5309.20	5331.44	---	---
		5745	20.36	5734.88	5755.24	---	---
11N40SISO	Ant1	5785	20.12	5774.96	5795.08	---	---
		5825	20.56	5814.80	5835.36	---	---
		5190	40.72	5169.20	5209.92	---	---
		5230	40.56	5209.60	5250.16	---	---
		5270	40.80	5249.60	5290.40	---	---
		5310	52.96	5277.28	5330.24	---	---
11AC20SISO	Ant1	5755	54.88	5734.60	5789.48	---	---
		5795	54.56	5774.76	5829.32	---	---
		5180	20.20	5169.76	5189.96	---	---
		5200	20.08	5189.96	5210.04	---	---
		5240	20.28	5229.92	5250.20	---	---
		5260	20.24	5249.96	5270.20	---	---
		5280	20.20	5269.84	5290.04	---	---
		5320	20.36	5309.72	5330.08	---	---
11AC40SISO	Ant1	5745	20.28	5734.84	5755.12	---	---
		5785	21.00	5775.00	5796.00	---	---
		5825	20.32	5814.80	5835.12	---	---
		5190	40.64	5169.68	5210.32	---	---
		5230	40.56	5209.68	5250.24	---	---
		5270	40.48	5249.84	5290.32	---	---
11AC80SISO	Ant1	5310	40.56	5289.52	5330.08	---	---
		5755	41.12	5734.12	5775.24	---	---
		5795	40.80	5774.28	5815.08	---	---
		5210	80.16	5169.84	5250.00	---	---
		5290	80.64	5250.00	5330.64	---	---
		5775	81.44	5733.56	5815.00	---	---

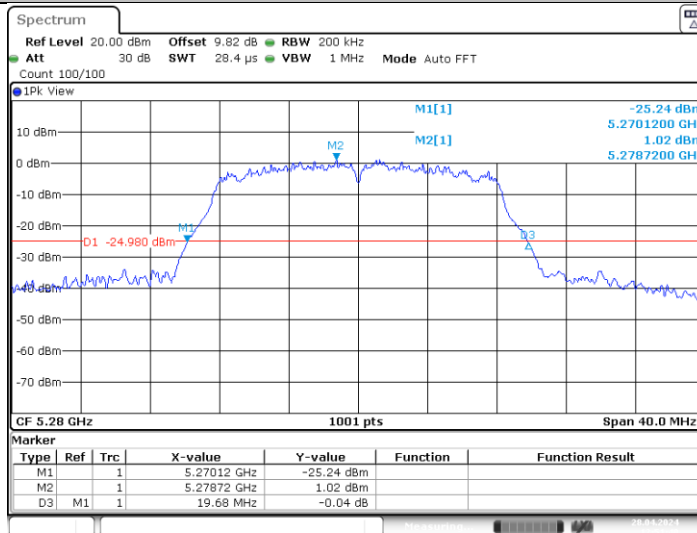


11A_Ant1_5260



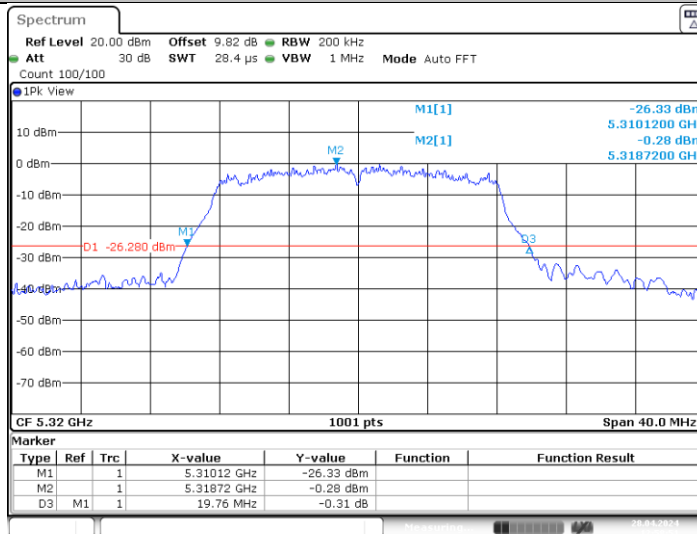
Date: 28.APR.2024 12:46:55

11A_Ant1_5280



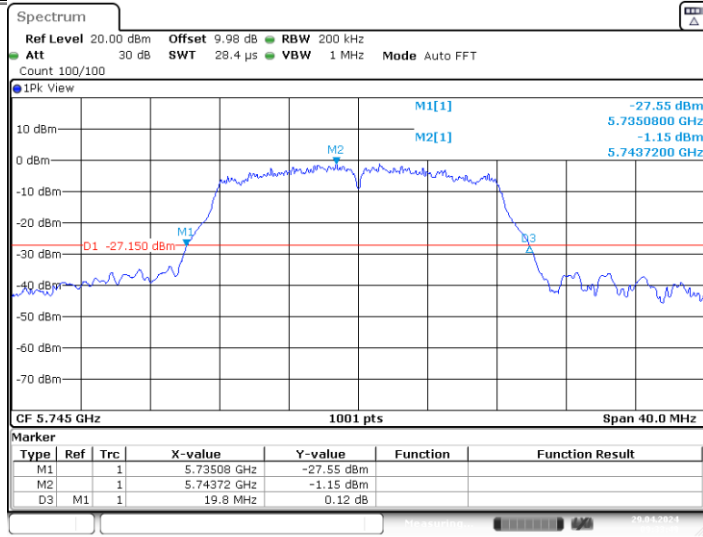
Date: 28.APR.2024 12:51:40

11A_Ant1_5320



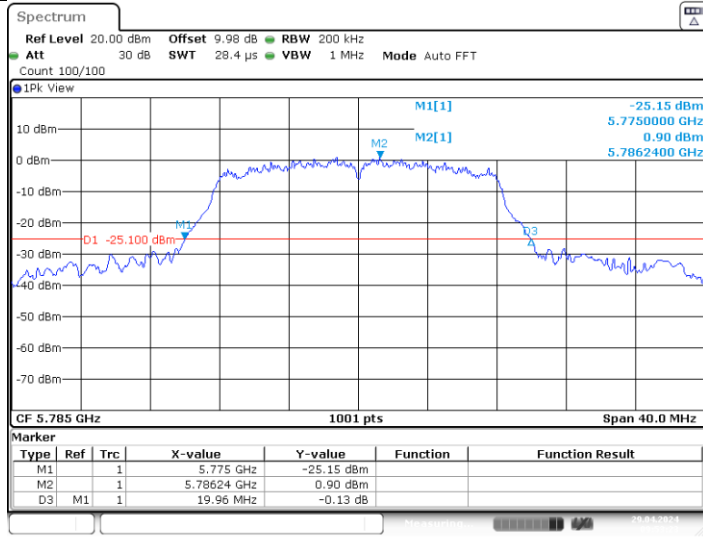
Date: 28.APR.2024 12:58:51

11A_Ant1_5745



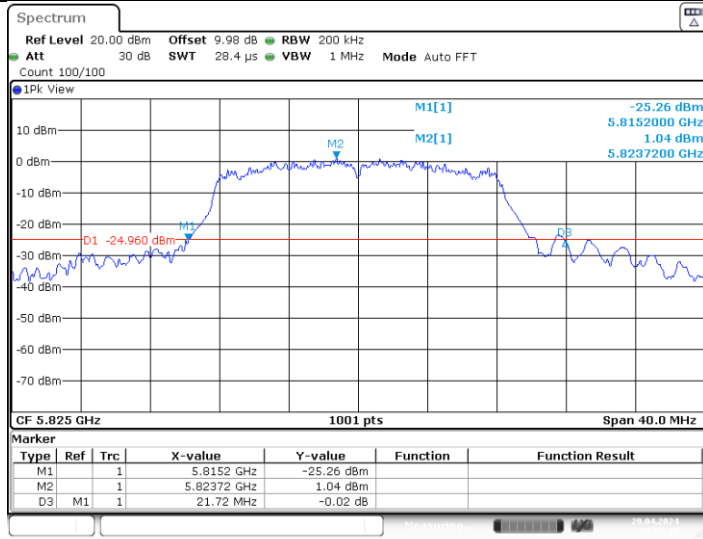
Date: 29.APR.2024 09:33:49

11A_Ant1_5785



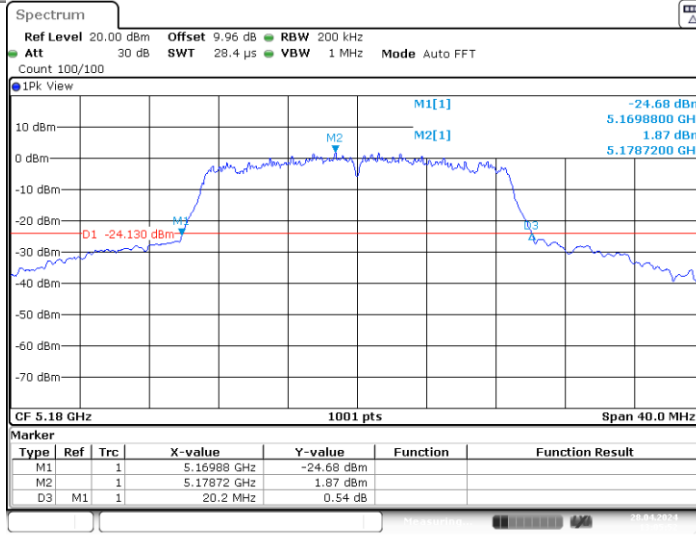
Date: 29.APR.2024 09:53:23

11A_Ant1_5825



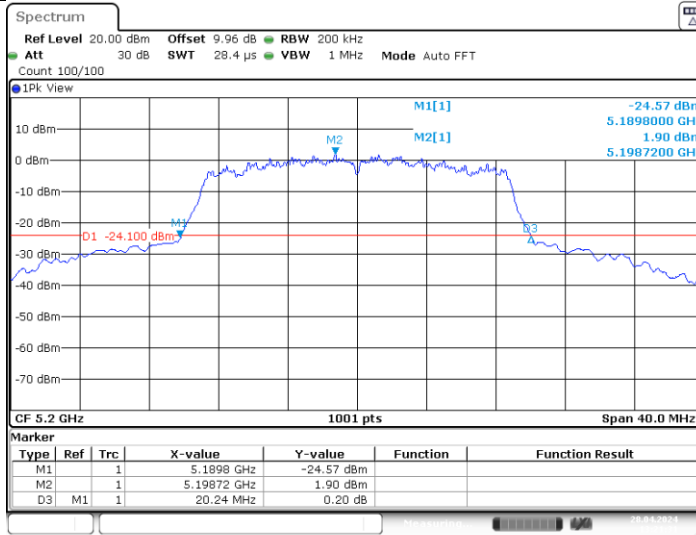
Date: 29.APR.2024 09:58:15

11N20SISO_Ant1_5180



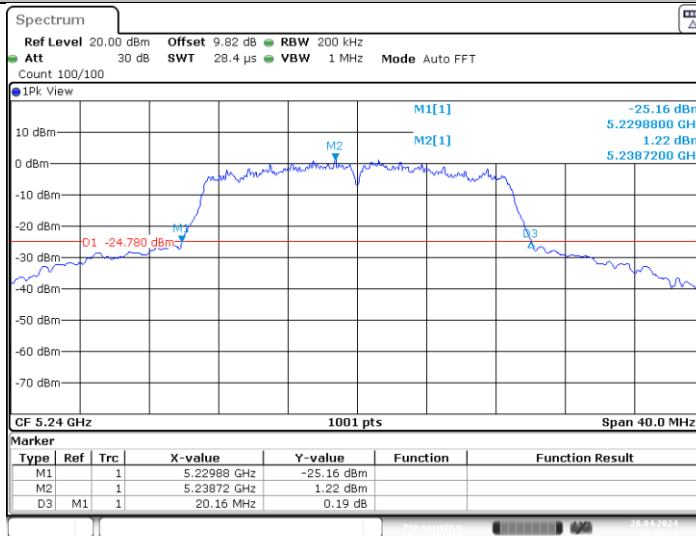
Date: 28.APR.2024 13:05:53

11N20SISO_Ant1_5200



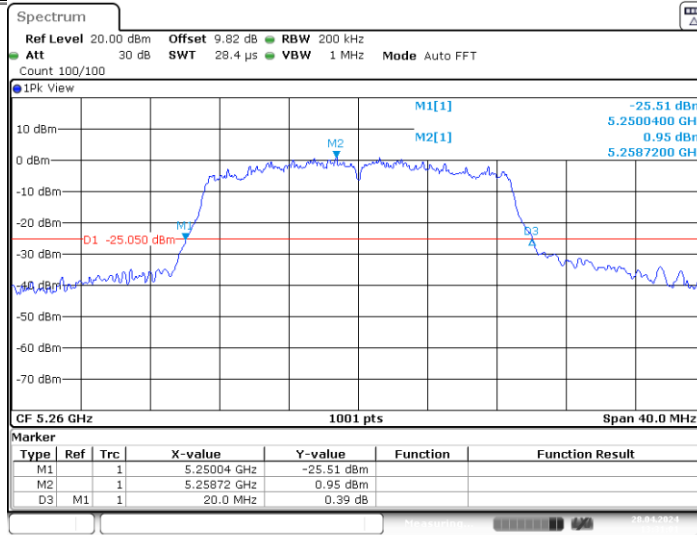
Date: 28.APR.2024 13:21:31

11N20SISO_Ant1_5240



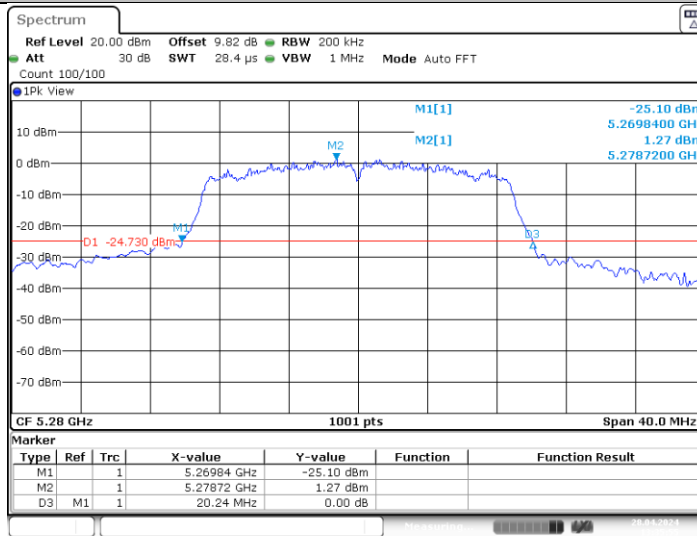
Date: 28.APR.2024 13:26:17

11N20SISO_Ant1_5260



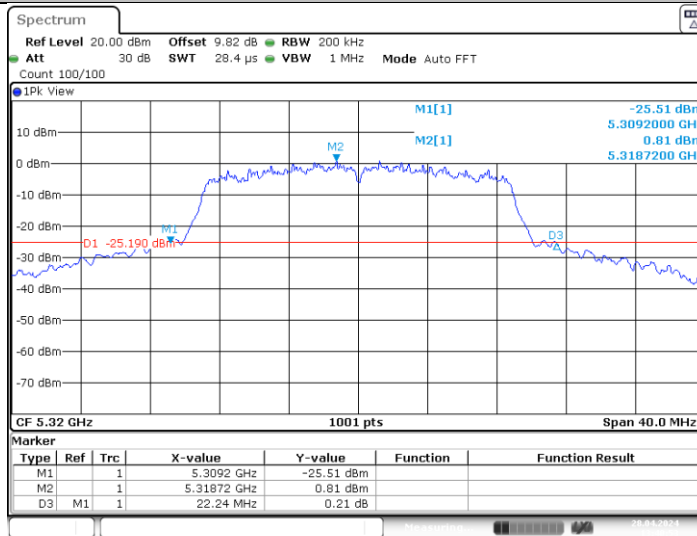
Date: 28.APR.2024 13:31:01

11N20SISO_Ant1_5280



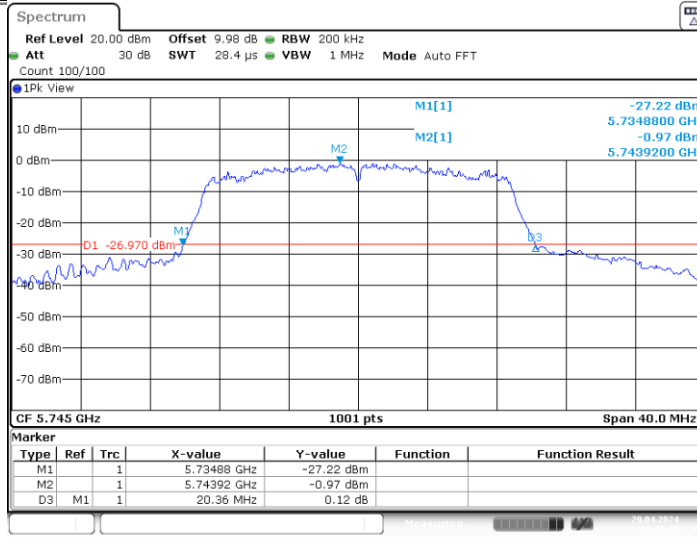
Date: 28.APR.2024 13:35:55

11N20SISO_Ant1_5320



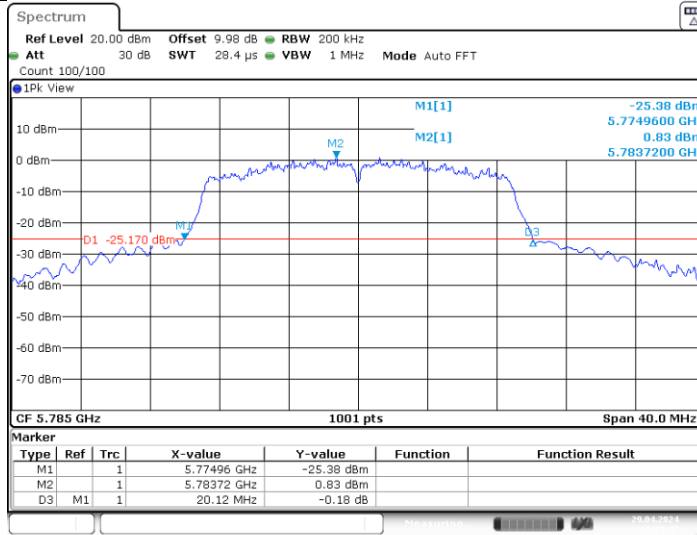
Date: 28.APR.2024 13:40:53

11N20SISO_Ant1_5745



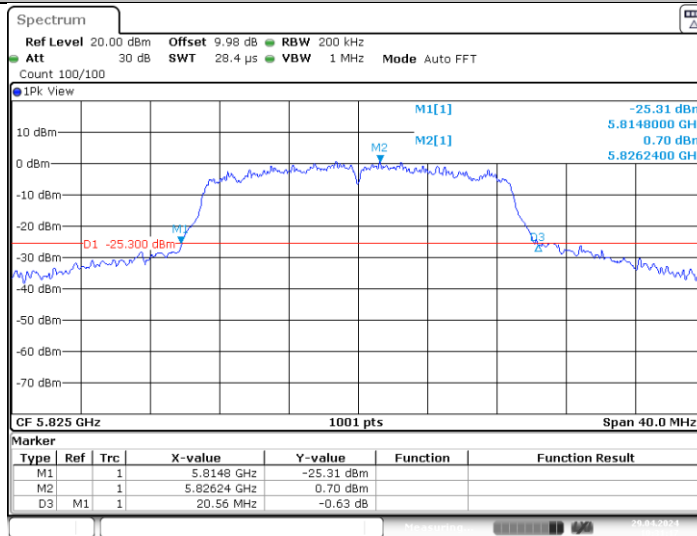
Date: 29.APR.2024 10:05:14

11N20SISO_Ant1_5785



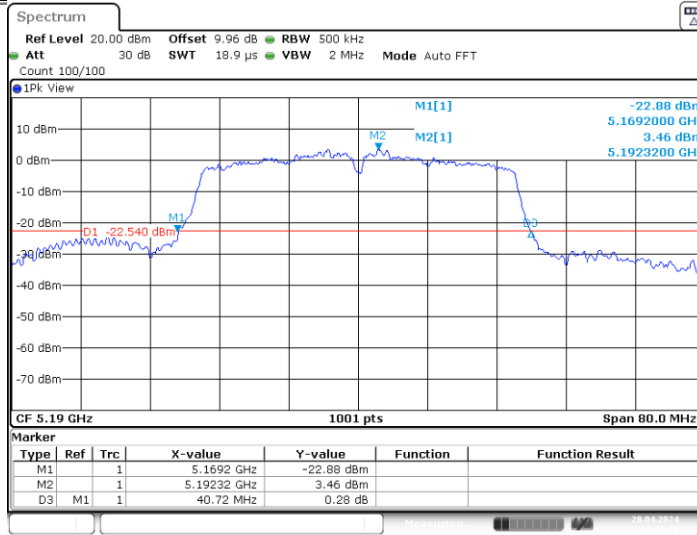
Date: 29.APR.2024 10:23:47

11N20SISO_Ant1_5825



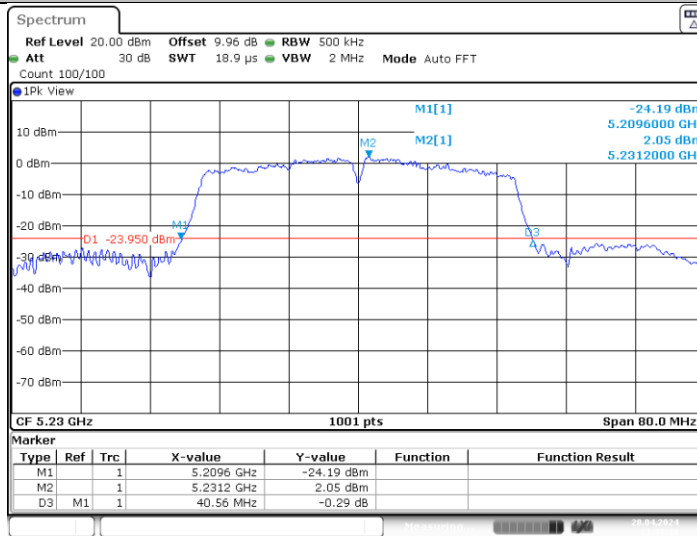
Date: 29.APR.2024 10:31:17

11N40SISO_Ant1_5190



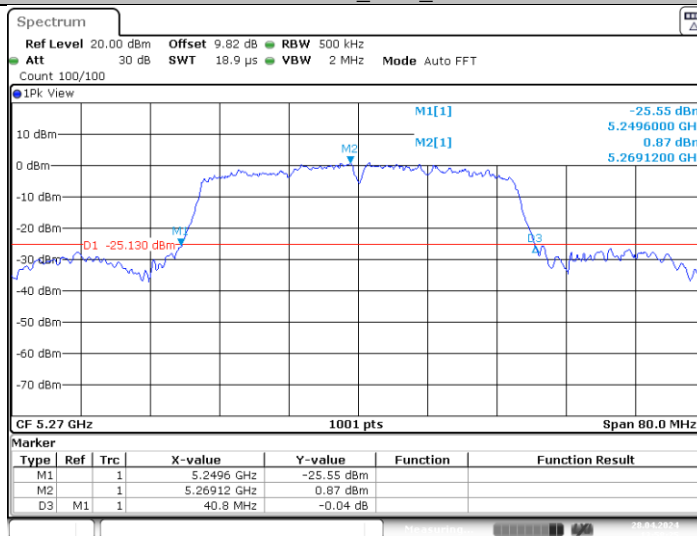
Date: 28.APR.2024 13:47:17

11N40SISO_Ant1_5230



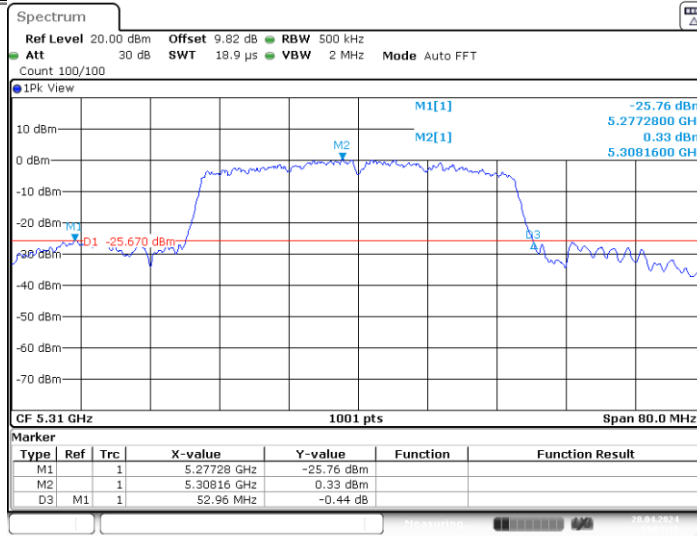
Date: 28.APR.2024 13:53:18

11N40SISO_Ant1_5270



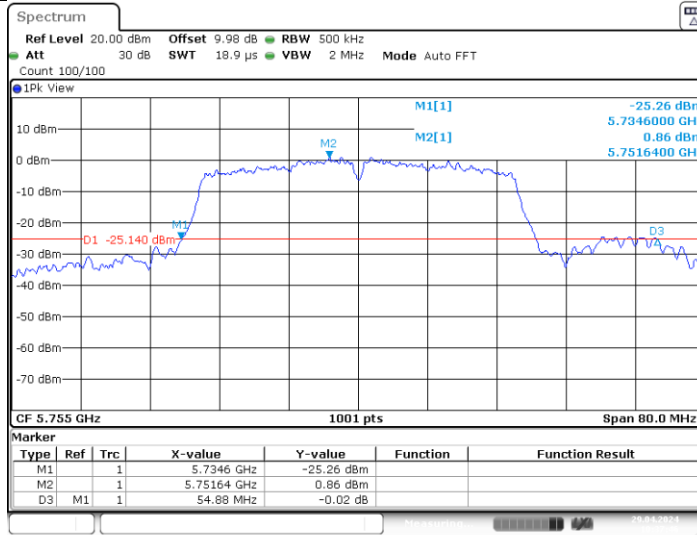
Date: 28.APR.2024 13:58:24

11N40SISO_Ant1_5310



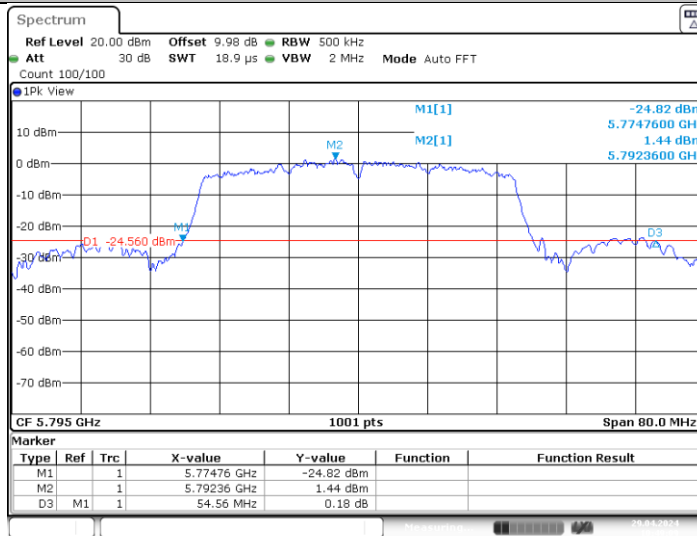
Date: 28.APR.2024 14:03:12

11N40SISO_Ant1_5755



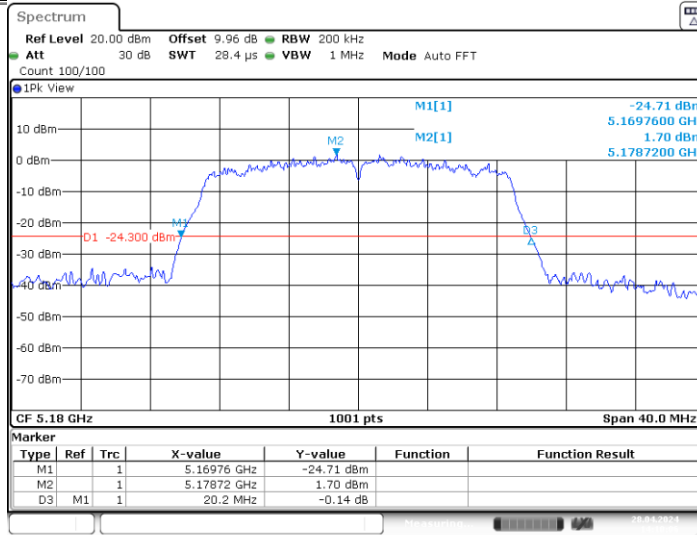
Date: 29.APR.2024 10:37:46

11N40SISO_Ant1_5795



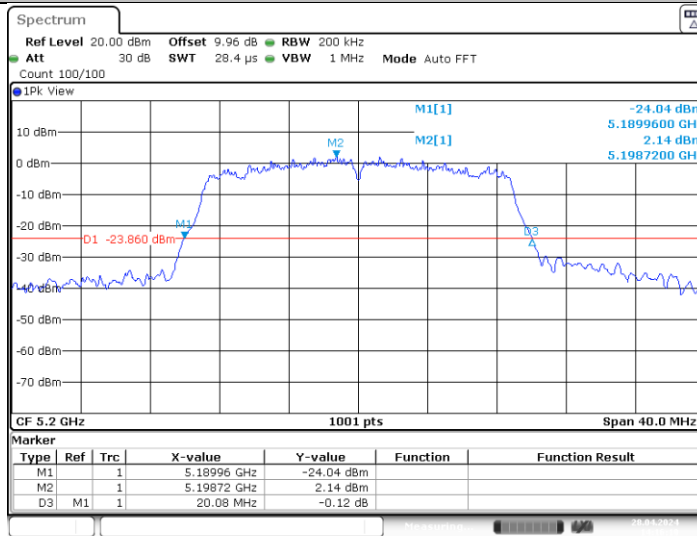
Date: 29.APR.2024 10:49:10

11AC20SISO_Ant1_5180



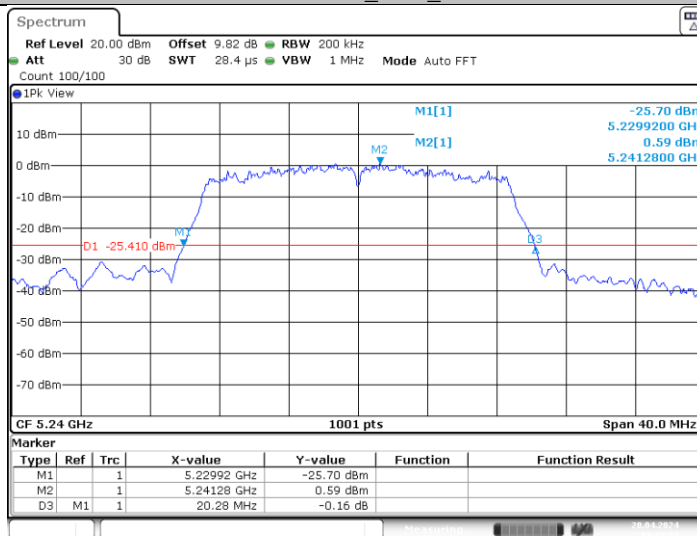
Date: 28.APR.2024 14:10:05

11AC20SISO_Ant1_5200



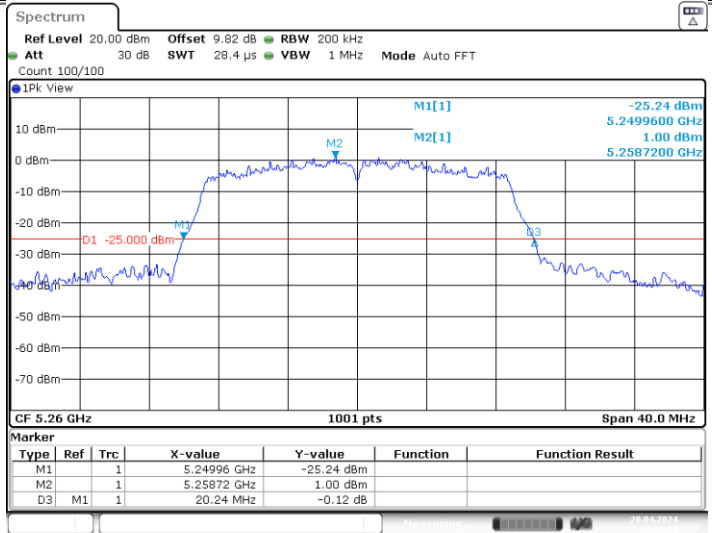
Date: 28.APR.2024 14:16:11

11AC20SISO_Ant1_5240



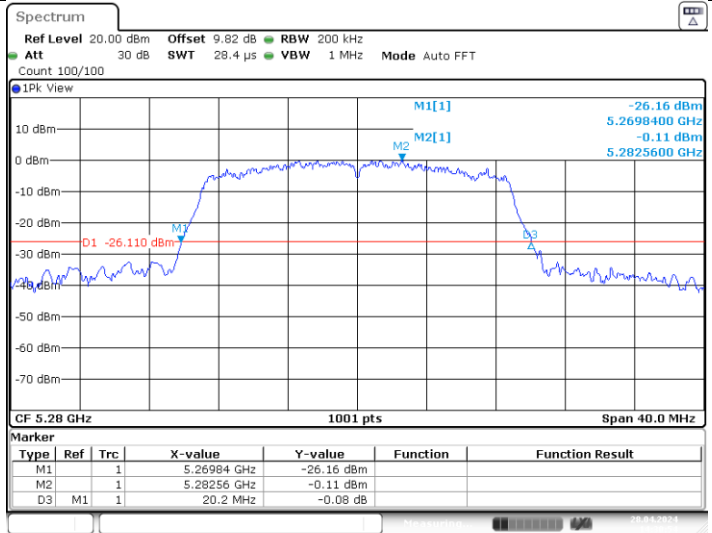
Date: 28.APR.2024 14:21:22

11AC20SISO_Ant1_5260



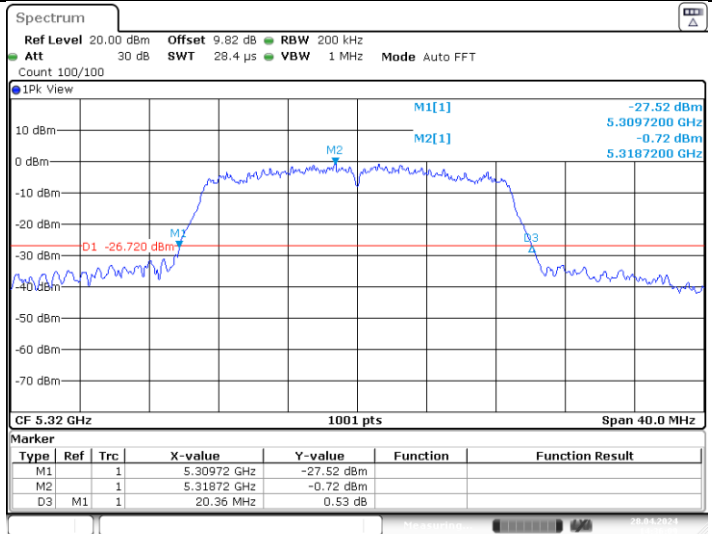
Date: 28.APR.2024 14:26:03

11AC20SISO_Ant1_5280



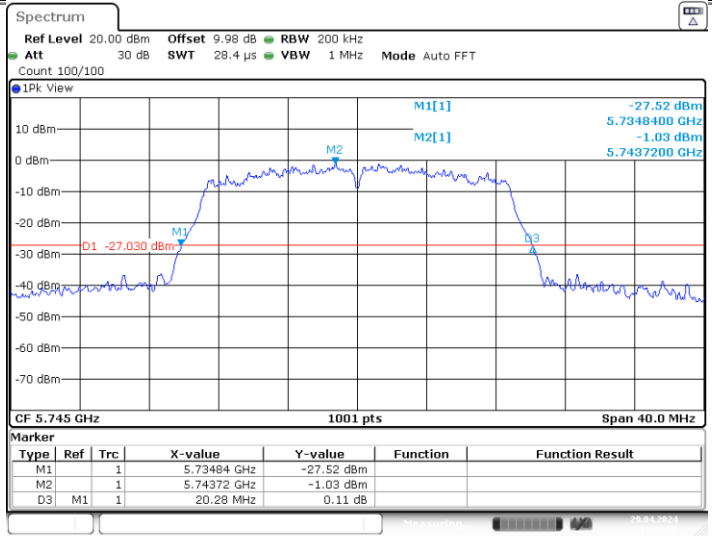
Date: 28.APR.2024 14:30:54

11AC20SISO_Ant1_5320



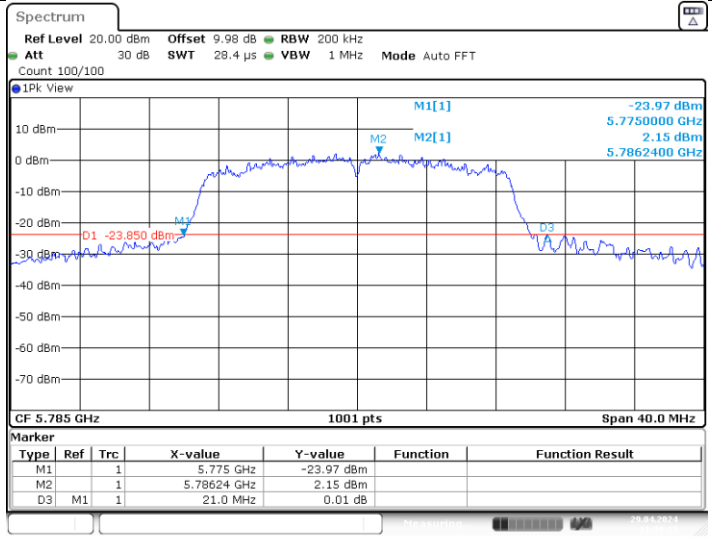
Date: 28.APR.2024 14:36:09

11AC20SISO_Ant1_5745



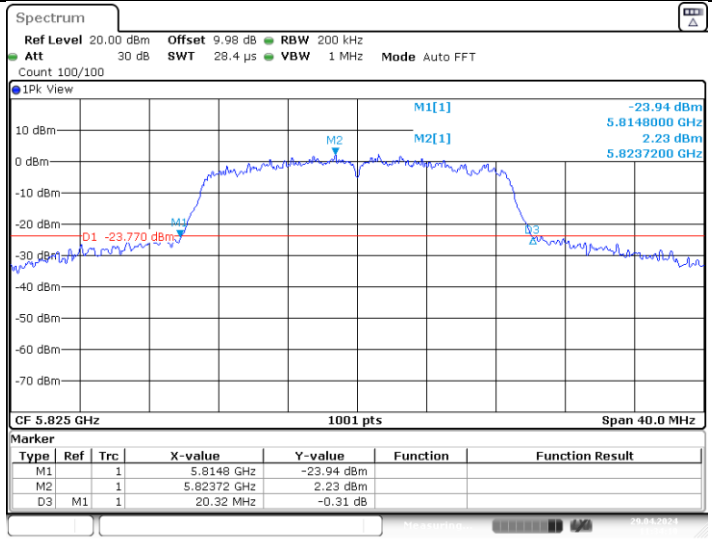
Date: 29.APR.2024 11:22:52

11AC20SISO_Ant1_5785



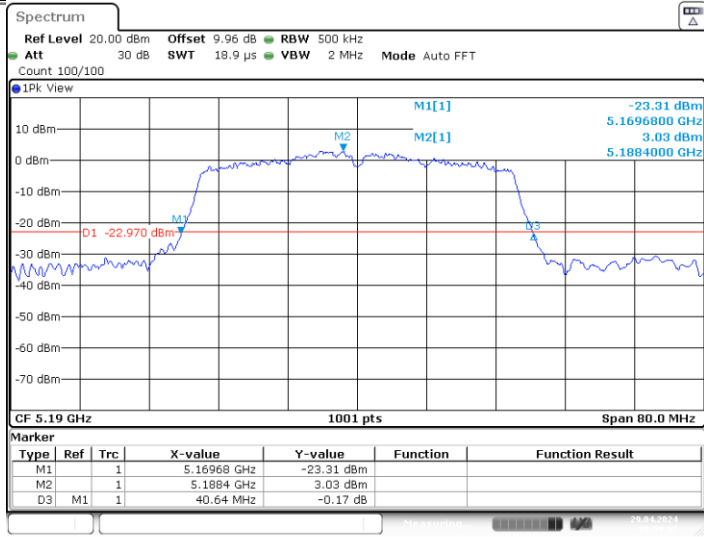
Date: 29.APR.2024 11:29:14

11AC20SISO_Ant1_5825



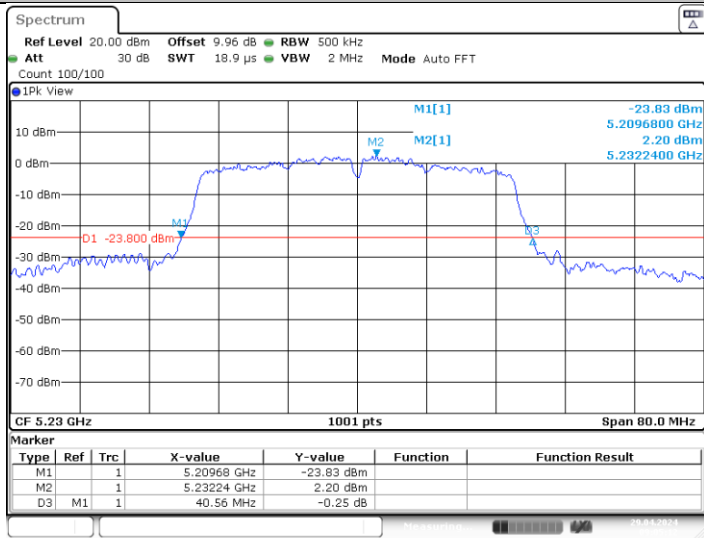
Date: 29.APR.2024 11:34:10

11AC40SISO_Ant1_5190



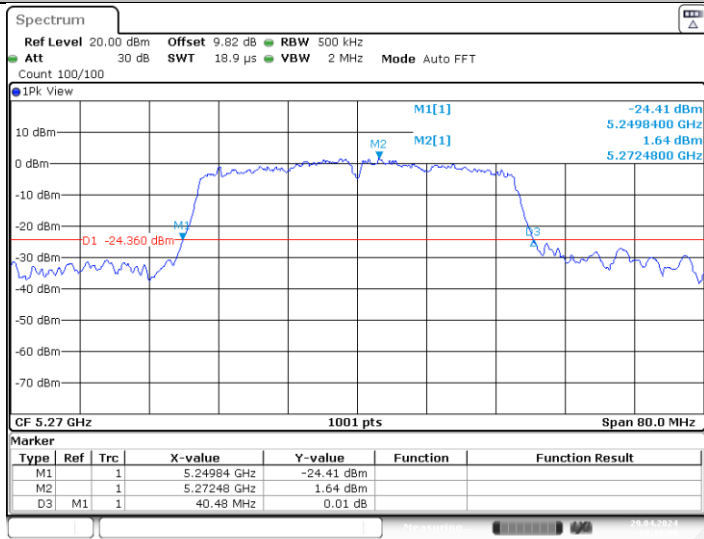
Date: 29.APR.2024 08:59:07

11AC40SISO_Ant1_5230



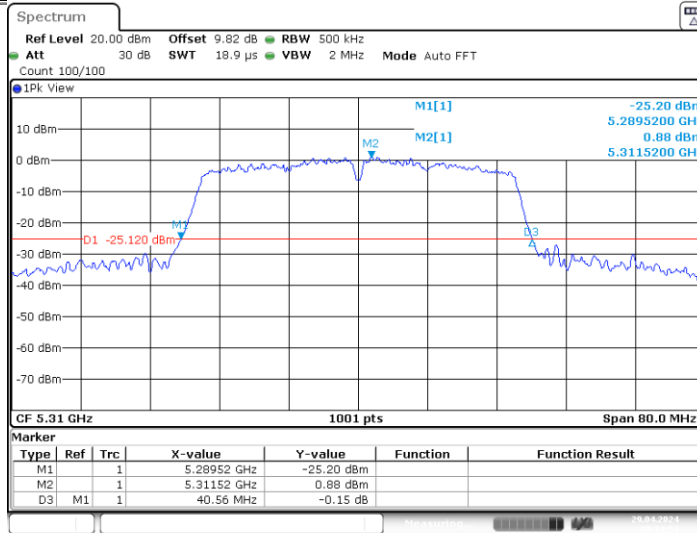
Date: 29.APR.2024 09:05:12

11AC40SISO_Ant1_5270



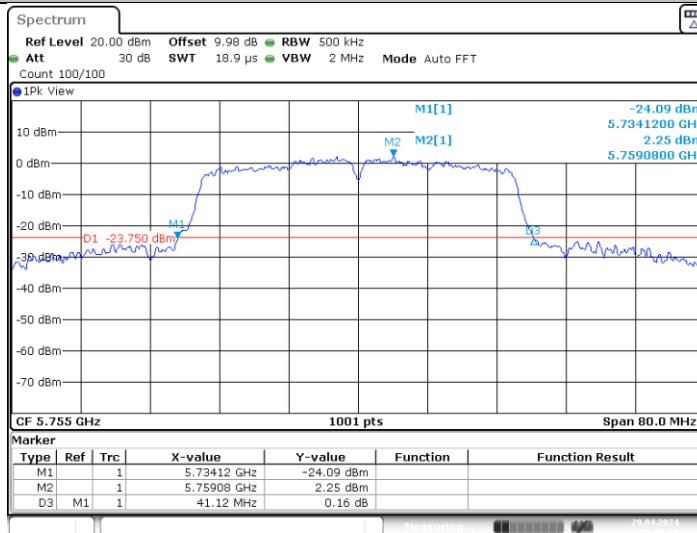
Date: 29.APR.2024 09:10:00

11AC40SISO_Ant1_5310



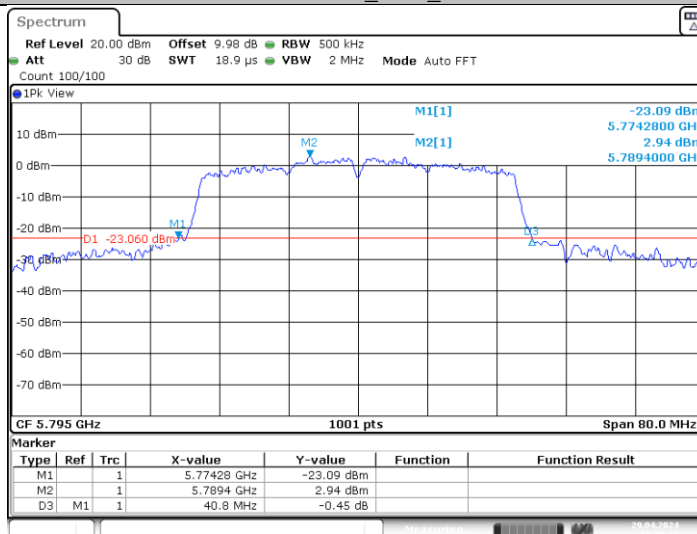
Date: 29.APR.2024 09:14:53

11AC40SISO_Ant1_5755



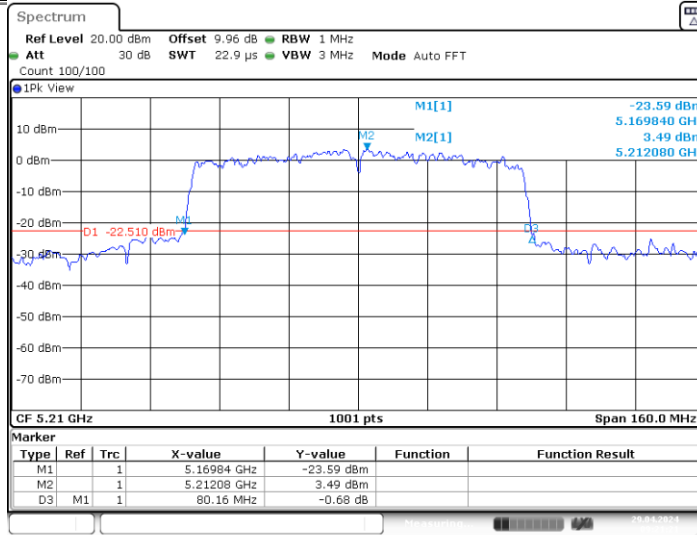
Date: 29.APR.2024 11:41:09

11AC40SISO_Ant1_5795



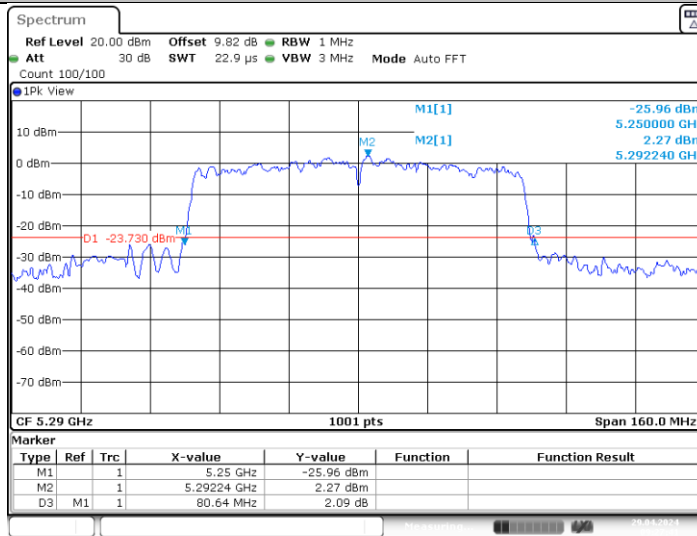
Date: 29.APR.2024 11:48:12

11AC80SISO_Ant1_5210



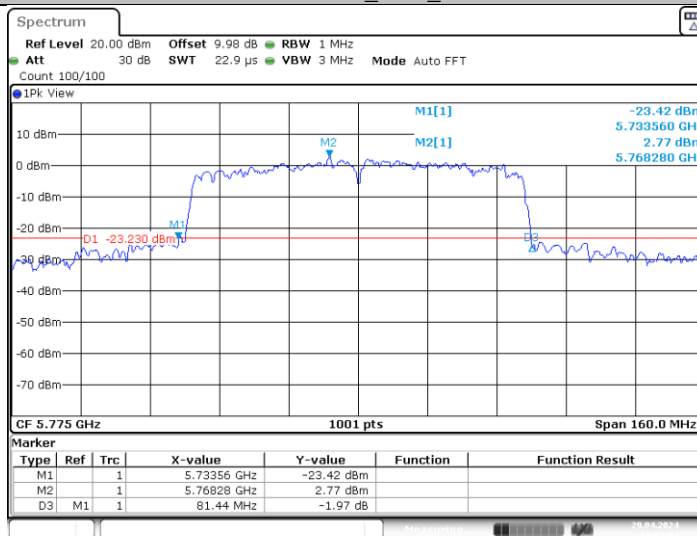
Date: 29.APR.2024 09:21:21

11AC80SISO_Ant1_5290



Date: 29.APR.2024 09:27:41

11AC80SISO_Ant1_5775



Date: 29.APR.2024 12:01:01

APPENDIXF -MAXIMUM OUTPUT POWER

Test Mode	Antenna	Freq(MHz)	Channel Power [dBm]	Duty Cycle [%]	DC Factor [dBm]	Result [dBm]	Limit [dBm]	Verdict
11A	Ant1	5180	10.52	97.20	0.12	10.64	≤23.98	PASS
		5200	11.03	97.90	0.09	11.12	≤23.98	PASS
		5240	10.79	97.20	0.12	10.91	≤23.98	PASS
		5260	10.34	97.90	0.09	10.43	≤23.96	PASS
		5320	9.51	97.89	0.09	9.60	≤23.96	PASS
		5745	11.21	97.20	0.12	11.33	≤30.00	PASS
		5785	10.32	97.90	0.09	10.41	≤30.00	PASS
11N20SISO	Ant1	5180	11.11	97.74	0.10	11.21	≤23.98	PASS
		5200	11.38	96.99	0.13	11.51	≤23.98	PASS
		5240	10.59	97.76	0.10	10.69	≤23.98	PASS
		5260	9.66	97.74	0.10	9.76	≤23.98	PASS
		5280	10.88	97.01	0.13	11.01	≤23.98	PASS
		5320	10.26	96.99	0.13	10.39	≤23.98	PASS
		5745	9.37	97.01	0.13	9.50	≤30.00	PASS
11N40SISO	Ant1	5190	11.14	95.59	0.20	11.34	≤23.98	PASS
		5230	11.48	94.20	0.26	11.74	≤23.98	PASS
		5270	10.77	94.20	0.26	11.03	≤23.98	PASS
		5310	10.08	95.59	0.20	10.28	≤23.98	PASS
		5755	10.22	94.20	0.26	10.48	≤30.00	PASS
		5795	9.81	95.59	0.20	10.01	≤30.00	PASS
11AC20SISO	Ant1	5180	11.30	97.04	0.13	11.43	≤23.98	PASS
		5200	11.74	97.04	0.13	11.87	≤23.98	PASS
		5240	10.94	96.30	0.16	11.10	≤23.98	PASS
		5260	10.39	97.04	0.13	10.52	≤23.98	PASS
		5280	10.36	97.04	0.13	10.49	≤23.98	PASS
		5320	8.93	97.76	0.10	9.03	≤23.98	PASS
		5745	10.57	97.04	0.13	10.70	≤30.00	PASS
		5785	11.47	97.04	0.13	11.60	≤30.00	PASS
11AC40SISO	Ant1	5190	11.31	94.20	0.26	11.57	≤23.98	PASS
		5230	10.99	95.65	0.19	11.18	≤23.98	PASS
		5270	10.33	95.65	0.19	10.52	≤23.98	PASS
		5310	10.98	94.20	0.26	11.24	≤23.98	PASS
		5755	11.33	94.20	0.26	11.59	≤30.00	PASS
		5795	11.60	94.20	0.26	11.86	≤30.00	PASS
11AC80SISO	Ant1	5210	12.23	88.89	0.51	12.74	≤23.98	PASS
		5290	10.12	88.89	0.51	10.63	≤23.98	PASS
		5775	11.03	88.89	0.51	11.54	≤30.00	PASS

