



ShenZhen City Flink Wi Technology CO., LTD.

SPECIFICATION FOR APPROVED

CUSTOMER: _____
PRODUCTS: FPC Antenna
PART NO: _____
Spec. : YL-B140-V1
Data: 2024. 09. 02

SUPPLIER		
PREPARED BY	CHECKED BY	APPROVED BY

CUSTOMER		
ACCEPTED BY	CHECKED BY	APPROVED BY

REMARK: Please send us one(or copy) of this approval with stamp after accepting, other copies filed by the customer.

ADDRESS: 606 Huachuangda Business Building, Yu'an 1st Road, Bao'an 45 District, , Shenzhen

Tel: 18820170917

Fax: 0755-26976277

Contents

..... 1

1. Project Information..... 3

 1.1. Appearance and Dimensions..... 3

2. Electrical Characteristics.....4

 2.1. Test Environment Conditions.....4

 2.2. Measurement method.....4

 2.2.1. VSWR.....4

 2.2.2. Log Mag.....4

 2.3. Efficiency and Gain..... 5

 2.3.1. Test system.....5

 2.3.2. No-source test data..... 5

 2.3.3. 3D Radiation Drawing.....6

 2.3.4. directional drawing of horizontal plane.....6

3. Notes.....6

4. Reliability test..... 7

ANTENNASPECIFICATION

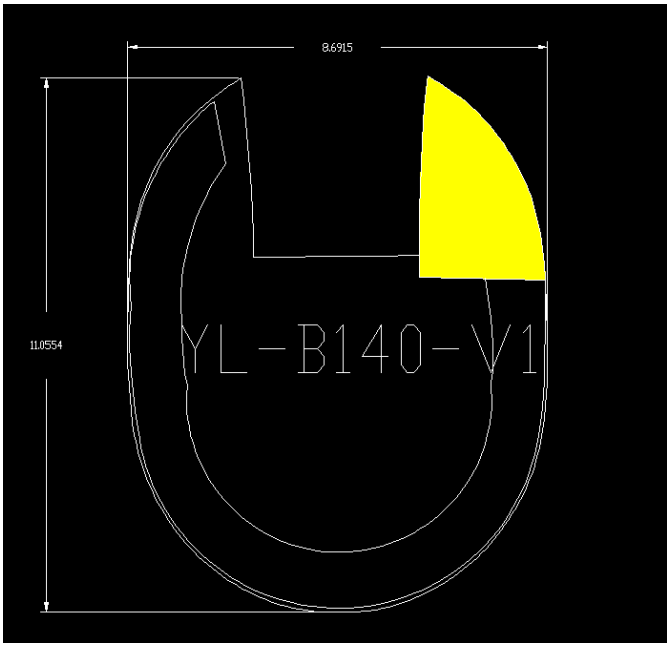
Revision history

VERSIONS	DATE	STATE
V1	2024-8-26	First Version

ANTENNASPECIFICATION

1. Project Information

1.1. Appearance and Dimensions

Test point	Specifications	Test result
Overall dimensions	11.05mm*8.7mm	OK
		OK
Drawing		

Inspection items		Inspection results
Material specification	25um copper+12.5um glue+12.5umPI	OK
Material	Half and half (Electrolytic copper)	OK
Material	gummed paper (3M300LSE)	OK
Electroplate	Gold plating	OK
Appearance	Surface: matte black	OK

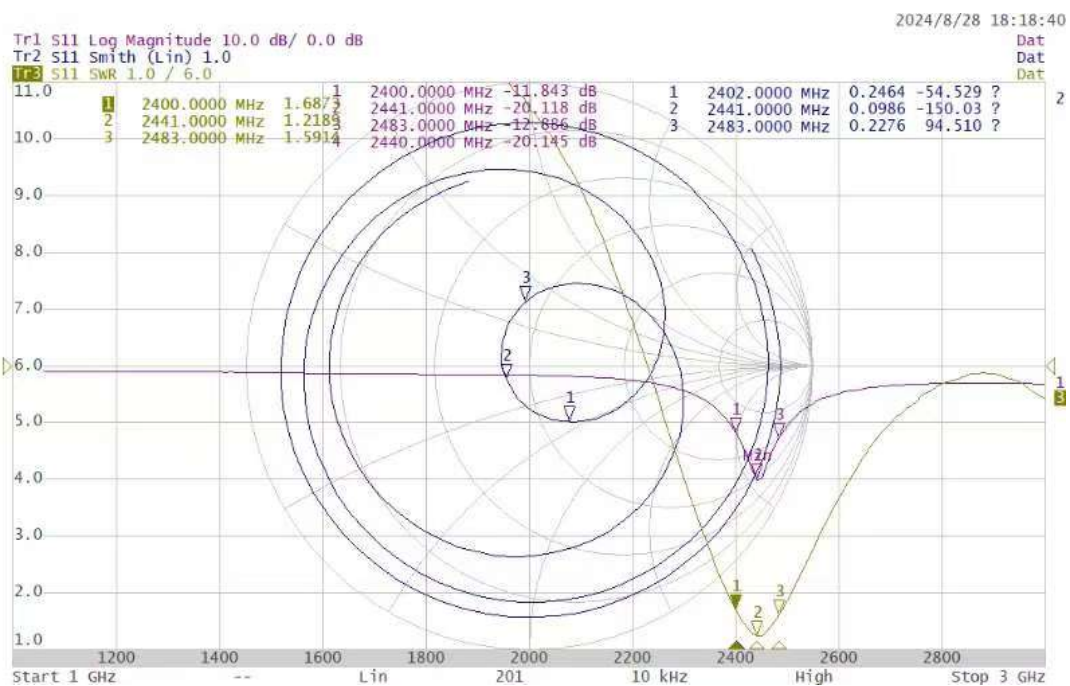
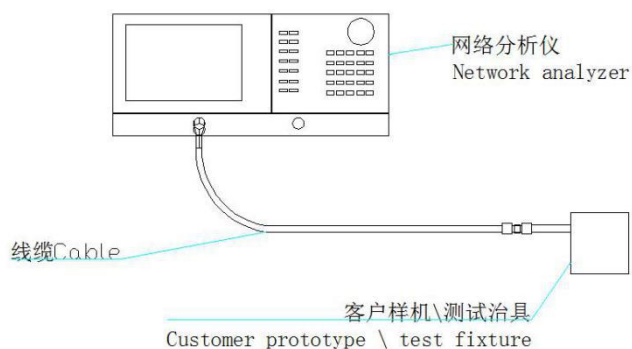
ANTENNA SPECIFICATION

2. Electrical Characteristics

2.1. Test Environment Conditions

Temperature	Ordinary Temperature (5 to 35°C)
Humidity	Ordinary Humidity (25 to 85% RH)

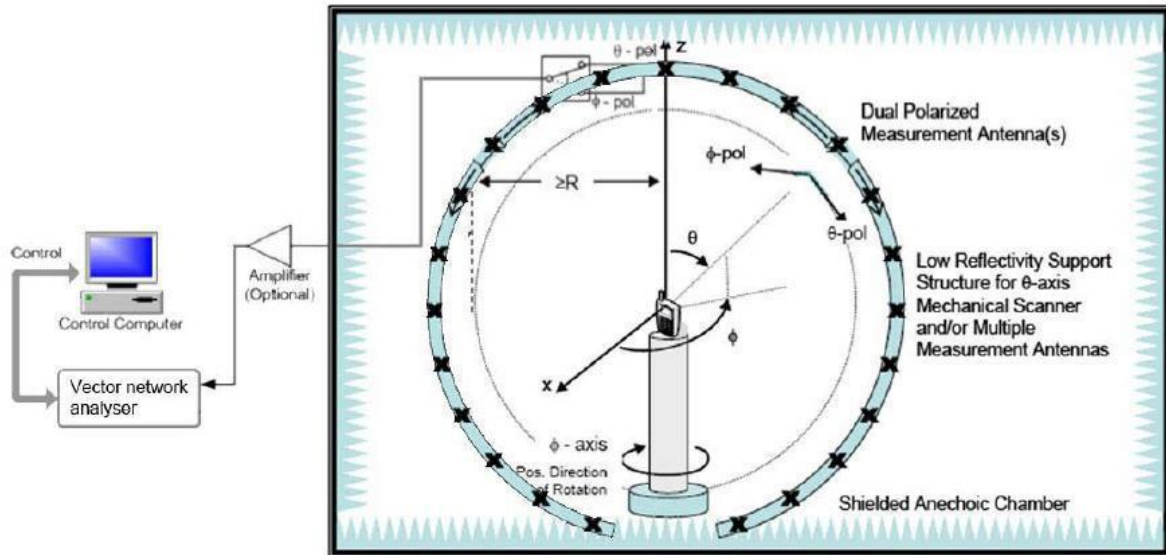
2.2. Measurement method



ANTENNA SPECIFICATION

2.3. Efficiency and Gain

2.3.1. Test system

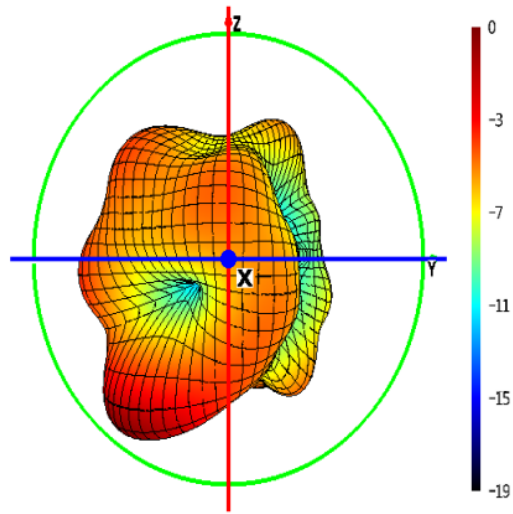


2.3.2. No-source test data

frequency 频率(MHz)	gain 增益(dB)	efficiency 效率(dB)	efficiency 效率
2400	-0.74	-6.32	24.74%
2410	-0.23	-6.53	24.04%
2420	-0.94	-6.32	24.71%
2430	-0.22	-6.51	24.09%
2440	-0.42	-6.61	25.76%
2450	-0.46	-6.5	24.11%
2460	-0.72	-6.62	23.74%
2470	-0.66	-6.45	24.29%
2480	-0.48	-6.18	25.22%
2490	-0.78	-6.41	24.42%
2500	-0.45	-6.99	25.88%

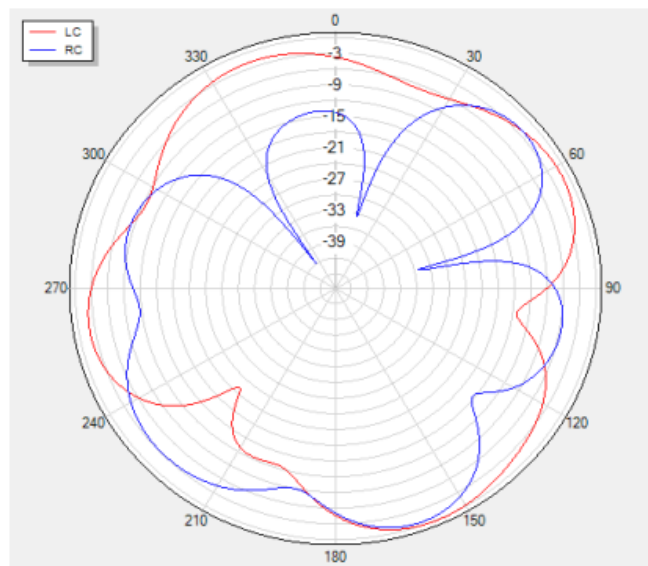
ANTENNASPECIFICATION

2.3.3. 3D Radiation Drawing



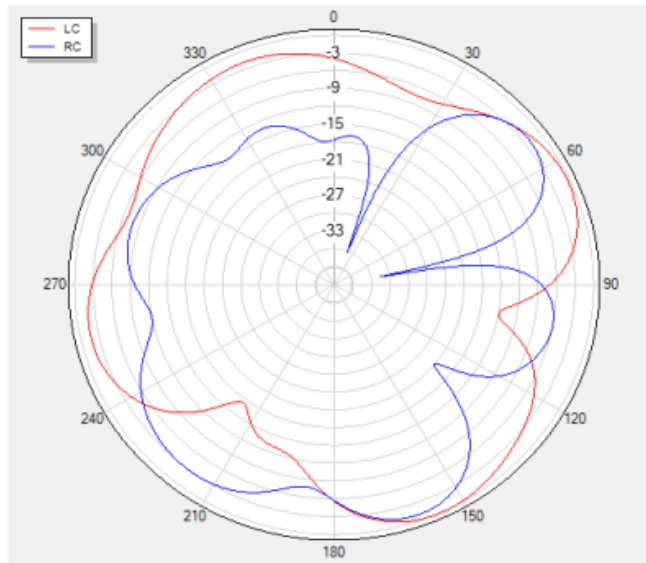
2.3.4. directional drawing of horizontal plane

Theta=90 freq=2400MHz

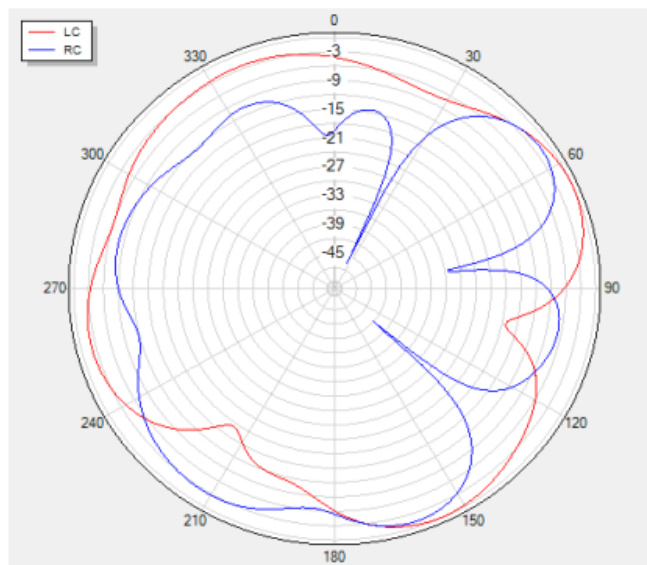


ANTENNASPECIFICATION

Theta=90 freq=2450MHz



Theta=90 freq=2480MHz



3. Notes

- 1、 Pay attention not to be too close to the metal during installation to avoid affecting the antenna performance.
- 2、 This antenna is only suitable for this model, and the position of the antenna cannot be changed.

ANTENNA SPECIFICATION

4. Reliability test

Item	Test methods and conditions	Specifications and requirements
Storage conditions	Temperature, humidity and air pressure are as follows: 1、 Temperature: $-30^{\circ}\text{C} \sim +80^{\circ}\text{C}$ 2、 Air pressure: 45%-85% 3、 Pressure :86Kpa-106Kpa	There is no change in appearance, and all antenna parameters are consistent with those of previous tests
Salt spray test	salinity is in range of 5% ;PH6.5-7.2;Temperature $35 \pm 1^{\circ}\text{C}$;Corrosion time 16H.	
Vibration test	10-2000-10HZ amplitude 1.52mm Ten times along the X,Y,Z direction	
Drop Test	Drop from 1m onto the board	
Pull test	Bearing capacity $\geq 4\text{N}$	
Constant temperature and humidity	humidity : $40^{\circ}\text{C} \pm 2^{\circ}\text{C}$, 90-95%RH Duration: 4H recovery time: 1-2H	
High and low temperature test	$70^{\circ}\text{C} - 20^{\circ}\text{C}$ 5 cycles , Under normal conditions 1-2H	