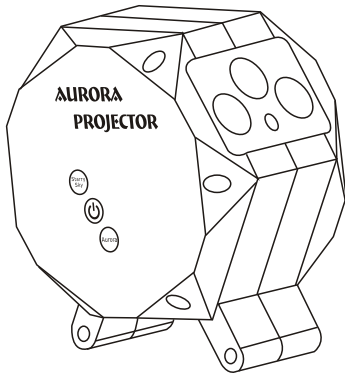


## User Manual



Thanks for your purchasing, please read this manual carefully before operating the system, It gives you general information for your safety and better operation.

### ※Packing Accessories

Check for the contents in the package refers to the following list:

- 1 × Light
- 1 × Adaptor
- 1 × User manual
- 1 × Remote control

FCC ID: 2AX2GX-40PRE

FCC Warning:

This device complies with part 15 of the FCC Rules.

Operation is subject to the following two conditions:

- (1) This device may not cause harmful interference, and
- (2) this device must accept any interference received, including interference that may cause undesired operation.

the following measures:

Reorient or relocate the receiving antenna.

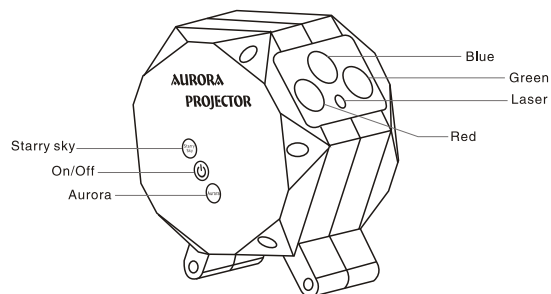
Increase the separation between the equipment and receiver.


Connect the equipment into an outlet on a circuit different from that to which the receiver is connected.

Consult the dealer or an experienced radio/TV technician for help.

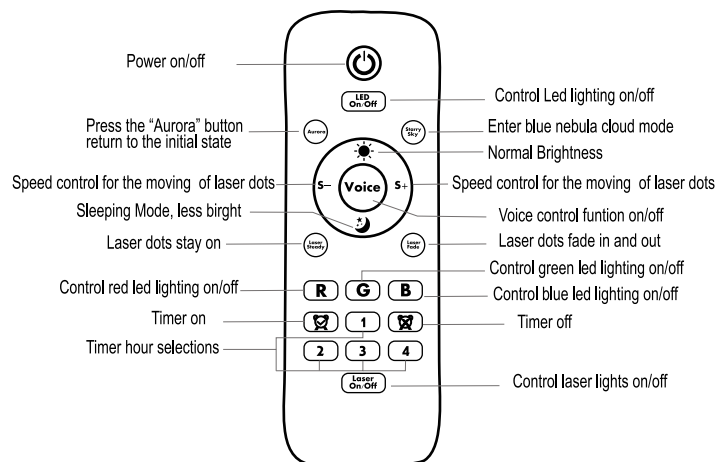
NOTE 2: Any changes or modifications to this unit not expressly approved by the party responsible for compliance could void the user's authority to operate the equipment.

### ※Button Instructions:



1. The default effect is Aurora effect, that is LED lighting changing automatically with the sequence of green, blue and red, laser lighting fade in and out.
2. Press the button "Aurora" once then came into voice control mode, that is Led lighting changing to the beat of the music, laser lighting Fade in and out.
3. Press the button "Aurora" second time, the Led lighting will changing the color automatically.
4. Press the button "Starry Sky" to enter the Nebula cloud effect, that is blue led lighting with laser lighting Fade in and out.
5. Press the button "Starry Sky" second time to enter voice control mode, Led lighting no change, but laser lighting will flashes to the beat of the song.
6. Press the button "Starry Sky" third time, then there is led blue lighting only.
7. This button  is for power on/off.

### ※Remote Control Instruction



### ※Product Features

Input power: AC110V-240V

Output power: 12V 1A

Laser Power: 30mW 515nm green

LED Power: red: 1W, green: 1W, blue: 1W

Housing material: ABS

Application: Home light, Party light, Atmosphere light,  
Bedroom, Night light, Theater, Restaurant,  
Bar etc