




Section 1. Test Setup Photos

1.1 Conducted emissions setup




Model: SHADECRAFT SUNTABLE

1.2 Radiated emissions 9 kHz to 30 MHz





Model: SHADECRAFT SUNTABLE

1.3 Radiated emissions 30 to 1000 MHz




Model: SHADECRAFT SUNTABLE

1.4 Radiated emissions 1 to 18 GHz



Model: SHADECRAFT SUNTABLE

1.5 Radiated emissions 18 to 26 GHz



1.6 Wireless bench testing

Model: SHADECRAFT SUNTABLE

