

# TEST REPORT

**Product Name:** TVB Anywhere  
**Trade Mark:** TVB Anywhere  
**Model No. / HVIN:** A15  
**Add. Model No. / HVIN:** A151  
**Report Number:** 200629016RFC-2  
**Test Standards:** FCC 47 CFR Part 15 Subpart E  
 RSS-247 Issue 2  
 RSS-Gen Issue 5  
**FCC ID:** 2AWYC-A15  
**IC:** 21882-A15  
**Test Result:** PASS  
**Date of Issue:** September 17, 2020

Prepared for:

**TVB Anywhere Limited**  
**TVB City, 77 Chun Choi Street, Tseung Kwan O Industrial Estate,**  
**Tseung Kwan O, Kowloon, Hong Kong**

Prepared by:

**Shenzhen UnionTrust Quality and Technology Co., Ltd.**  
**16/F, Block A, Building 6, Baoneng Science and Technology Park,**  
**Qingxiang Road No.1, Longhua New District, Shenzhen, China**  
**TEL: +86-755-2823 0888**  
**FAX: +86-755-2823 0886**

Prepared by: Jane Heng  
 Jane Heng  
 Supervisor  
 Approved by: Billy Li  
 Billy Li  
 Technical Director



Reviewed by: Kevin Liang  
 Kevin Liang  
 Assistant Manager  
 Date: September 17, 2020

**Shenzhen UnionTrust Quality and Technology Co., Ltd.**

## Version

| Version No. | Date               | Description |
|-------------|--------------------|-------------|
| V1.0        | September 17, 2020 | Original    |



### **Shenzhen UnionTrust Quality and Technology Co., Ltd.**

Address: 16/F, Block A, Building 6, Baoneng Science and Technology Park, Qingxiang Road No.1, Longhua New District, Shenzhen, China

Tel: +86-755-28230888

Fax: +86-755-28230886

E-mail: [info@uttlab.com](mailto:info@uttlab.com)

<http://www.uttlab.com>

UTTR-RF-RSS247-V1.0

## CONTENTS

|  |            |
|--|------------|
| <b>1. GENERAL INFORMATION</b>                                | <b>4</b>   |
| <b>1.1 CLIENT INFORMATION</b>                                | <b>4</b>   |
| <b>1.2 EUT INFORMATION</b>                                   | <b>4</b>   |
| 1.2.1 GENERAL DESCRIPTION OF EUT                             | 4          |
| 1.2.2 DESCRIPTION OF ACCESSORIES                             | 5          |
| <b>1.3 PRODUCT SPECIFICATION SUBJECTIVE TO THIS STANDARD</b> | <b>5</b>   |
| <b>1.4 OTHER INFORMATION</b>                                 | <b>7</b>   |
| <b>1.5 DESCRIPTION OF SUPPORT UNITS</b>                      | <b>7</b>   |
| <b>1.6 TEST LOCATION</b>                                     | <b>7</b>   |
| <b>1.7 TEST FACILITY</b>                                     | <b>8</b>   |
| <b>1.8 DEVIATION FROM STANDARDS</b>                          | <b>8</b>   |
| <b>1.9 ABNORMALITIES FROM STANDARD CONDITIONS</b>            | <b>8</b>   |
| <b>1.10 OTHER INFORMATION REQUESTED BY THE CUSTOMER</b>      | <b>8</b>   |
| <b>1.11 MEASUREMENT UNCERTAINTY</b>                          | <b>8</b>   |
| <b>2. TEST SUMMARY</b>                                       | <b>9</b>   |
| <b>3. EQUIPMENT LIST</b>                                     | <b>10</b>  |
| <b>4. TEST CONFIGURATION</b>                                 | <b>11</b>  |
| <b>4.1 ENVIRONMENTAL CONDITIONS FOR TESTING</b>              | <b>11</b>  |
| 4.1.1 NORMAL OR EXTREME TEST CONDITIONS                      | 11         |
| 4.1.2 RECORD OF NORMAL ENVIRONMENT                           | 11         |
| <b>4.2 TEST CHANNELS</b>                                     | <b>12</b>  |
| <b>4.3 EUT TEST STATUS</b>                                   | <b>12</b>  |
| <b>4.4 PRE-SCAN</b>  | <b>13</b>  |
| <b>4.5 TEST SETUP</b>  | <b>14</b>  |
| 4.5.1 FOR RADIATED EMISSIONS TEST SETUP                      | 14         |
| 4.5.2 FOR CONDUCTED EMISSIONS TEST SETUP                     | 15         |
| 4.5.3 FOR CONDUCTED RF TEST SETUP                            | 16         |
| <b>4.6 SYSTEM TEST CONFIGURATION</b>                         | <b>17</b>  |
| <b>4.7 DUTY CYCLE</b>  | <b>18</b>  |
| <b>5. RADIO TECHNICAL REQUIREMENTS SPECIFICATION</b>         | <b>22</b>  |
| <b>5.1 REFERENCE DOCUMENTS FOR TESTING</b>                   | <b>22</b>  |
| <b>5.2 ANTENNA REQUIREMENT</b>                               | <b>22</b>  |
| <b>5.3 26 dB BANDWIDTH &amp; OCCUPIED BANDWIDTH</b>          | <b>23</b>  |
| <b>5.4 6 dB BANDWIDTH &amp; OCCUPIED BANDWIDTH</b>           | <b>42</b>  |
| <b>5.5 MAXIMUM CONDUCTED OUTPUT POWER OR E.I.R.P</b>         | <b>54</b>  |
| <b>5.6 PEAK POWER SPECTRAL DENSITY</b>                       | <b>62</b>  |
| <b>5.7 RADIATED EMISSIONS AND BAND EDGE MEASUREMENT</b>      | <b>89</b>  |
| <b>5.8 DYNAMIC FREQUENCY SELECTION</b>                       | <b>142</b> |
| <b>5.9 AC POWER LINE CONDUCTED EMISSION</b>                  | <b>152</b> |
| <b>APPENDIX 1 PHOTOS OF TEST SETUP</b>                       | <b>155</b> |
| <b>APPENDIX 2 PHOTOS OF EUT CONSTRUCTIONAL DETAILS</b>       | <b>155</b> |

# 1. GENERAL INFORMATION

## 1.1 CLIENT INFORMATION

|                                 |   |
|---------------------------------|---|
| <b>Applicant:</b>               | TVB Anywhere Limited  |
| <b>Address of Applicant:</b>    | TVB City, 77 Chun Choi Street, Tseung Kwan O Industrial Estate, Tseung Kwan O, Kowloon, Hong Kong |
| <b>Manufacturer:</b>            | TVB Anywhere Limited  |
| <b>Address of Manufacturer:</b> | TVB City, 77 Chun Choi Street, Tseung Kwan O Industrial Estate, Tseung Kwan O, Kowloon, Hong Kong |

## 1.2 EUT INFORMATION

### 1.2.1 General Description of EUT

|   |                                     |                        |                   |
|---|-------------------------------------|------------------------|-------------------|
| <b>Product Name:</b>  | TVB Anywhere                        |                        |                   |
| <b>Model No. / HVIN:</b>  | A15                                 |                        |                   |
| <b>Add. Model No. / HVIN:</b>   | A151                                |                        |                   |
| <b>Trade Mark:</b>  | TVB Anywhere                        |                        |                   |
| <b>DUT Stage:</b>   | Production Unit                     |                        |                   |
| <b>EUT Supports Function:</b>   | 2.4 GHz ISM Band:                   | IEEE 802.11b/g/n       |                   |
|   | 5 GHz U-NII Bands:                  | 5 150 MHz to 5 250 MHz | IEEE 802.11a/n/ac |
|   |                                     | 5 250 MHz to 5 350 MHz | IEEE 802.11a/n/ac |
|   |                                     | 5 470 MHz to 5 725 MHz | IEEE 802.11a/n/ac |
|   |                                     | 5 725 MHz to 5 850 MHz | IEEE 802.11a/n/ac |
| <b>Software Version:</b>  | V1.0                                |                        |                   |
| <b>Hardware Version:</b>  | V2.0                                |                        |                   |
| <b>Sample Received Date:</b>  | July 6, 2020                        |                        |                   |
| <b>Sample Tested Date:</b>  | July 16, 2020 to September 16, 2020 |                        |                   |
| <b>Note:</b> The additional model A151 is identical with the test model A15 except the different color. |                                     |                        |                   |

### 1.2.2 Description of Accessories

| Adapter              |  |
|----------------------|--|
| <b>Model No.:</b>    | NBS12E120100UV                         |
| <b>Input:</b>        | 100-240 V~50/60 Hz 0.3 A Max           |
| <b>Output:</b>       | 12.0 V = 1 A                           |
| <b>DC Cable:</b>     | 1.80 Meter, Unshielded without ferrite |
| <b>Manufacturer:</b> | Mass Power Electronic Limited          |

| Cable               |                            |
|---------------------|----------------------------|
| <b>Model No.:</b>   | N/A                        |
| <b>Description:</b> | AUX Cable                  |
| <b>Cable Type:</b>  | Unshielded without ferrite |
| <b>Length:</b>      | 1.0 Meter                  |

### 1.3 PRODUCT SPECIFICATION SUBJECTIVE TO THIS STANDARD

|                              |   |
|------------------------------|---|
| <b>Frequency Bands:</b>      | 5150 MHz to 5250 MHz (U-NII-1)  |
|                              | 5250 MHz to 5350 MHz (U-NII-2A)   |
|                              | 5470 MHz to 5725 MHz (U-NII-2C)   |
|                              | 5 725 MHz to 5 850 MHz (U-NII-3)  |
| <b>Frequency Ranges:</b>     | 5180 MHz to 5240 MHz  |
|                              | 5260 MHz to 5320 MHz  |
|                              | 5500 MHz to 5700 MHz  |
|                              | 5 745 MHz to 5 825 MHz  |
| <b>Support Standards:</b>    | IEEE 802.11a/n/ac   |
| <b>TPC Function:</b>         | Not Support   |
| <b>DFS Operational mode:</b> | Slave without radar Interference detection function   |
| <b>Type of Modulation:</b>   | IEEE 802.11a: OFDM(64QAM, 16QAM, QPSK, BPSK)  |
|                              | IEEE 802.11n: OFDM(64QAM, 16QAM, QPSK, BPSK)  |
|                              | IEEE 802.11ac: OFDM(256QAM, 64QAM, 16QAM, QPSK, BPSK)   |
| <b>Channel Spacing:</b>      | IEEE 802.11a/n-HT20/ac-VHT20: 20 MHz  |
|                              | IEEE 802.11n-HT40/ac-VHT40: 40 MHz  |
|                              | IEEE 802.11ac-VHT80: 80 MHz   |
| <b>Data Rate:</b>            | IEEE 802.11a: Up to 54 Mbps   |
|                              | IEEE 802.11n-HT20: Up to MCS15  |
|                              | IEEE 802.11n-HT40: Up to MCS15  |
|                              | IEEE 802.11ac-VHT20: Up to MCS8   |
|                              | IEEE 802.11ac-VHT40: Up to MCS9   |
| <b>Number of Channels:</b>   | 5150 MHz to 5250 MHz:<br>4 for IEEE 802.11a/n-HT20/ac-VHT20<br>2 for IEEE 802.11n-HT40/ac-VHT40<br>1 for IEEE 802.11acVHT80 |
|                              | 5250 MHz to 5350 MHz:<br>4 for IEEE 802.11a/n-HT20/ac-VHT20<br>2 for IEEE 802.11n-HT40/ac-VHT40<br>1 for IEEE 802.11acVHT80 |
|                              | 5470 MHz to 5725 MHz:   |

#### Shenzhen UnionTrust Quality and Technology Co., Ltd.

Address: 16/F, Block A, Building 6, Baoneng Science and Technology Park, Qingxiang Road No.1, Longhua New District, Shenzhen, China

Tel: +86-755-28230888

Fax: +86-755-28230886

E-mail: info@uttlab.com

<http://www.uttlab.com>

UTTR-RF-RSS247-V1.0

|  |  |                               |                |                 |                 |                |
|--|--|-------------------------------|----------------|-----------------|-----------------|----------------|
|  | 11 for IEEE 802.11a/n-HT20/ac-VHT20<br>5 for IEEE 802.11n-HT40/ac-VHT40<br>2 for IEEE 802.11ac-VHT80                         |                               |                |                 |                 |                |
|  | 5725 MHz to 5850 MHz:<br>5 for IEEE 802.11a/n-HT20/ac-VHT20<br>2 for IEEE 802.11n-HT40/ac-VHT40<br>1 for IEEE 802.11ac-VHT80 |                               |                |                 |                 |                |
| <b>Antenna Type:</b>                         | Chain 0  | PIFA Antenna                  |                |                 |                 |                |
|  | Chain 1  | PIFA Antenna                  |                |                 |                 |                |
| <b>Antenna Gain:</b>                         | Chain 0  | 5150 MHz to 5250 MHz: 2.0 dBi |                |                 |                 |                |
|  |  | 5250 MHz to 5350 MHz: 2.0 dBi |                |                 |                 |                |
|  |  | 5470 MHz to 5725 MHz: 2.0 dBi |                |                 |                 |                |
|  |  | 5725 MHz to 5850 MHz: 2.0 dBi |                |                 |                 |                |
|  | Chain 1  | 5150 MHz to 5250 MHz: 2.0 dBi |                |                 |                 |                |
|  |  | 5250 MHz to 5350 MHz: 2.0 dBi |                |                 |                 |                |
|  |  | 5470 MHz to 5725 MHz: 2.0 dBi |                |                 |                 |                |
|  |  | 5725 MHz to 5850 MHz: 2.0 dBi |                |                 |                 |                |
| <b>Maximum EIRP (dBm):</b>                   | <b>SISO_Chain 0</b>  |                               | <b>U-NII-1</b> |                 |                 |                |
|  | IEEE 802.11a:  |                               | 15.88          |                 |                 |                |
|  | <b>SISO_Chain 1</b>  |                               | <b>U-NII-1</b> |                 |                 |                |
|  | IEEE 802.11a:  |                               | 19.06          |                 |                 |                |
|  | <b>MIMO_Chain 0+1</b>  |                               | <b>U-NII-1</b> |                 |                 |                |
|  | IEEE 802.11n-HT20:   |                               | 16.29          |                 |                 |                |
|  | IEEE 802.11n-HT40:   |                               | 12.82          |                 |                 |                |
|  | IEEE 802.11ac-VHT20:   |                               | 16.41          |                 |                 |                |
|  | IEEE 802.11ac-VHT40:   |                               | 12.79          |                 |                 |                |
|  | IEEE 802.11ac-VHT80:   |                               | 11.53          |                 |                 |                |
| <b>Maximum conducted output power (dBm):</b> | <b>SISO_Chain 0</b>  |                               | <b>U-NII-1</b> | <b>U-NII-2A</b> | <b>U-NII-2C</b> | <b>U-NII-3</b> |
|  | IEEE 802.11a:  |                               | 13.88          | 16.19           | 13.39           | 16.83          |
|  | <b>SISO_Chain 1</b>  |                               | <b>U-NII-1</b> | <b>U-NII-2A</b> | <b>U-NII-2C</b> | <b>U-NII-3</b> |
|  | IEEE 802.11a:  |                               | 17.06          | 16.39           | 13.03           | 16.32          |
|  | <b>MIMO_Chain 0+1</b>  |                               | <b>U-NII-1</b> | <b>U-NII-2A</b> | <b>U-NII-2C</b> | <b>U-NII-3</b> |
|  | IEEE 802.11n-HT20:   |                               | 15.21          | 14.80           | 13.78           | 15.58          |
|  | IEEE 802.11n-HT40:   |                               | 11.76          | 11.84           | 10.38           | 15.63          |
|  | IEEE 802.11ac-VHT20:   |                               | 15.30          | 14.79           | 13.74           | 15.54          |
|  | IEEE 802.11ac-VHT40:   |                               | 11.73          | 11.80           | 10.36           | 15.72          |
|  | IEEE 802.11ac-VHT80:   |                               | 10.48          | 10.92           | 9.54            | 15.83          |
| <b>Normal Test Voltage:</b>                  | 120V~60Hz  |                               |                |                 |                 |                |

**Shenzhen UnionTrust Quality and Technology Co., Ltd.**

Address: 16/F, Block A, Building 6, Baoneng Science and Technology Park, Qingxiang Road No.1, Longhua New District, Shenzhen, China

Tel: +86-755-28230888

Fax: +86-755-28230886

E-mail: info@uttlab.com

<http://www.uttlab.com>

UTTR-RF-RSS247-V1.0

### 1.4 OTHER INFORMATION

| Operation Frequency Each of Channel   |                             |              |                |                                |
|---|-----------------------------|--------------|----------------|--------------------------------|
|   | U-NII-1                     | U-NII-2A     | U-NII-2C       | U-NII-3                        |
| IEEE 802.11a,<br>IEEE 802.11n-HT20,<br>IEEE 802.11ac-VHT20                  | f = 5000 + 5k, k = 32 + 4n  |              |                | f = 5000 + 5k,<br>k = 145 + 4n |
|   | n = 1,..., 4                | n = 5,..., 8 | n = 17,..., 27 | n = 1,..., 5                   |
| IEEE 802.11n-HT40,<br>IEEE 802.11ac-VHT40                                   | f = 5000 + 5k, k = 30 + 8n  |              |                | f = 5000 + 5k,<br>k = 143 + 8n |
|   | n = 1, 2                    | n = 1,..., 5 | n = 9,..., 13  | n = 1, 2                       |
| IEEE 802.11ac-VHT80   | f = 5000 + 5k, k = 26 + 16n |              |                | f = 5000 + 5k,<br>k = 155      |
|   | n = 1                       | n = 1, 2     | n = 5, 6       |                                |
| Note:<br>f is the operating frequency (MHz);<br>k is the operating channel. |                             |              |                |                                |

### 1.5 DESCRIPTION OF SUPPORT UNITS

The EUT has been tested with associated equipment below.

#### 1) Support Equipment

| Description          | Manufacturer   | Model No.       | Serial Number                | FCC ID      | Supplied by |
|----------------------|--|-----------------|------------------------------|-------------|-------------|
| Notebook             | Lenovo   | E450            | SL10G10780                   | N/A         | UnionTrust  |
| Monitor              | DELL   | P2416Db         | N/A                          | N/A         | UnionTrust  |
| USB Disk             | Kingston   | DT101 G2        | N/A                          | N/A         | UnionTrust  |
| Mouse                | DELL   | MOCZUL          | CN-0V7623-73826<br>-65K-00XR | N/A         | UnionTrust  |
| Remote Control       | Hybroad Vision<br>(Hong Kong)<br>Technology<br>Company Limited | N/A             | N/A                          | N/A         | Applicant   |
| Wireless Home Router | SAGEMCOM   | FAST5280        | N/A                          | VW3FAST5280 | UnionTrust  |
| Key-Press Attenuator | Huaxin   | KT2.5-90/1S-2S  | N/A                          | N/A         | UnionTrust  |
| 4 Way Divider        | WOKEN  | 0120A040560002D | N/A                          | N/A         | UnionTrust  |

#### 2) Support Cable

| Cable No. | Description    | Connector | Length                          | Supplied by |
|-----------|----------------|-----------|---------------------------------|-------------|
| 1         | Antenna Cable  | SMA       | 0.15 Unshielded without ferrite | UnionTrust  |
| 2         | HDMI Cable     | HDMI      | 1.5 Unshielded without ferrite  | UnionTrust  |
| 3         | Ethernet Cable | RJ45      | 1.0 Unshielded without ferrite  | Applicant   |

### 1.6 TEST LOCATION

#### Shenzhen UnionTrust Quality and Technology Co., Ltd.

Address: 16/F, Block A, Building 6, Baoneng Science and Technology Park, Qingxiang Road No.1, Longhua New District, Shenzhen, China 518109  
 Telephone: +86 (0) 755 2823 0888  
 Fax: +86 (0) 755 2823 0886

#### Shenzhen UnionTrust Quality and Technology Co., Ltd.

Address: 16/F, Block A, Building 6, Baoneng Science and Technology Park, Qingxiang Road No.1, Longhua New District, Shenzhen, China  
 Tel: +86-755-28230888 Fax: +86-755-28230886 E-mail: info@uttlab.com <http://www.uttlab.com>  
 UTR-RF-RSS247-V1.0

## 1.7 TEST FACILITY

The test facility is recognized, certified, or accredited by the following organizations:

**CNAS-Lab Code: L9069**

The measuring equipment utilized to perform the tests documented in this report has been calibrated once a year or in accordance with the manufacturer's recommendations, and is traceable under the ISO/IEC/EN 17025 to international or national standards. Equipment has been calibrated by accredited calibration laboratories.

**A2LA-Lab Certificate No.: 4312.01**

Shenzhen UnionTrust Quality and Technology Co., Ltd. has been accredited by A2LA for technical competence in the field of electrical testing, and proved to be in compliance with ISO/IEC 17025: 2005 General Requirements for the Competence of Testing and Calibration Laboratories and any additional program requirements in the identified field of testing.

**ISED Wireless Device Testing Laboratories**

CAB identifier: CN0032

**FCC Accredited Lab.**

Designation Number: CN1194

Test Firm Registration Number: 259480

## 1.8 DEVIATION FROM STANDARDS

None.

## 1.9 ABNORMALITIES FROM STANDARD CONDITIONS

None.

## 1.10 OTHER INFORMATION REQUESTED BY THE CUSTOMER

None.

## 1.11 MEASUREMENT UNCERTAINTY

Where relevant, the following measurement uncertainty levels have been estimated for tests performed on the Product as specified in CISPR 16-4-2. This uncertainty represents an expanded uncertainty expressed at approximately the 95% confidence level using a coverage factor of k=2.

| No. | Item                            | Measurement Uncertainty           |
|-----|---------------------------------|-----------------------------------|
| 1   | Conducted emission 9KHz-150KHz  | ±3.2 dB                           |
| 2   | Conducted emission 150KHz-30MHz | ±2.7 dB                           |
| 3   | Radiated emission 9KHz-30MHz    | ± 4.7 dB                          |
| 4   | Radiated emission 30MHz-1GHz    | ± 4.6 dB                          |
| 5   | Radiated emission 1GHz-18GHz    | ± 4.4 dB                          |
| 6   | Radiated emission 18GHz-26GHz   | ± 4.6 dB                          |
| 7   | Radiated emission 26GHz-40GHz   | ± 4.6 dB                          |
| 8   | Conducted spurious emissions    | ± 2.7 dB                          |
| 9   | RF Power, Conducted             | ± 0.9 dB                          |
| 10  | Occupied Bandwidth              | ± 1.86 %                          |
| 11  | Radio Frequency                 | 2.4 GHz: ± 6.5 x 10 <sup>-8</sup> |
| 12  | Transmission Time               | ± 0.19 %                          |

**Shenzhen UnionTrust Quality and Technology Co., Ltd.**

Address: 16/F, Block A, Building 6, Baoneng Science and Technology Park, Qingxiang Road No.1, Longhua New District, Shenzhen, China

Tel: +86-755-28230888

Fax: +86-755-28230886

E-mail: info@uttlab.com

<http://www.uttlab.com>

UTTR-RF-RSS247-V1.0



## 2. TEST SUMMARY

| FCC 47 CFR Part 15 Subpart E Test Cases      |   |   |        |
|--|---|---|--------|
| Test Item                                    | Test Requirement  | Test Method   | Result |
| Antenna Requirement                          | FCC 47 CFR Part 15 Subpart C<br>Section 15.203<br>FCC 47 CFR Part 15 Subpart E<br>Section 15.407(a)(1) (2)<br>RSS-Gen Issue 5, Section 6.8  | N/A   | PASS   |
| 26 dB emission bandwidth                     | FCC 47 CFR Part 15 Subpart E<br>Section 15.407 (a)(2)(5)<br>RSS-247 Issue 2 Section 6.2.1.2   | KDB 789033 D02 v02r01<br>Section C.1                    | PASS   |
| 6 dB bandwidth                               | FCC 47 CFR Part 15 Subpart E<br>Section 15.407 (e)<br>RSS-247 Issue 2 Section 6.2.4.1   | KDB 789033 D02 v02r01<br>Section C.2                    | PASS   |
| Occupied Bandwidth                           | RSS-Gen Issue 5, Section 6.7  | RSS-Gen Issue 5, section 6.7                            | PASS   |
| Maximum conducted output power               | FCC 47 CFR Part 15 Subpart E<br>Section 15.407 (a)(1)(2)(3)<br>RSS-247 Issue 2 Section<br>6.2.1.1/6.2.2.1/6.2.3.1/6.2.4.1   | KDB 789033 D02 v02r01<br>Section E.3.a (Method PM)      | PASS   |
| Peak Power Spectral Density                  | FCC 47 CFR Part 15 Subpart E<br>Section 15.407 (a)(1)(2)(3)<br>RSS-247 Issue 2 Section<br>6.2.1.1/6.2.2.1/6.2.3.1/6.2.4.1   | KDB 789033 D02 v02r01<br>Section F                      | PASS   |
| Radiated Emissions and Band Edge Measurement | FCC 47 CFR Part 15 Subpart E<br>Section 15.407 (b)(1)(2)(3)(4)(6)<br>FCC 47 CFR Part 15 Subpart C<br>Section 15.209/205<br>RSS-247 Issue 2 Section<br>6.2.1.2/6.2.2.2/6.2.3.2/6.2.4.2 | KDB 789033 D02 v02r01<br>Section G.3, G.4, G.5, and G.6 | PASS   |
| Dynamic Frequency Selection                  | FCC 47 CFR Part 15 Subpart E<br>Section 15.407 (h)<br>RSS-247 Issue 2 Section 6.3   | KDB 905462 D03 Client Without<br>DFS New Rules v01r02   | PASS   |
| AC Power Line Conducted Emission             | FCC 47 CFR Part 15 Subpart E<br>Section 15.407 (b)(6)<br>FCC 47 CFR Part 15 Subpart C<br>Section 15.207<br>RSS-Gen Issue 5, Section 8.8   | ANSI C63.10-2013, Section 6.2.                          | PASS   |

### For Dynamic Frequency Selection

| Test Case                         | Result           |
|-----------------------------------|------------------|
| Channel Availability Check Time   | N/A <sup>1</sup> |
| U-NII Detection Bandwidth         | N/A <sup>1</sup> |
| Channel Closing Transmission Time | PASS             |
| Channel Move Time                 | PASS             |
| DFS Detection Threshold           | N/A <sup>1</sup> |
| Non- Occupancy Period             | N/A <sup>1</sup> |

**Note:**

1) The EUT is slave, NA In this whole report not application.

### 3. EQUIPMENT LIST

| Radiated Emission Test Equipment List |   |               |            |                            |                         |                             |
|---------------------------------------|---|---------------|------------|----------------------------|-------------------------|-----------------------------|
| Used                                  | Equipment                               | Manufacturer  | Model No.  | Serial Number              | Cal. date (mm dd, yyyy) | Cal. Due date (mm dd, yyyy) |
| <input checked="" type="checkbox"/>   | 3M Chamber & Accessory Equipment        | ETS-LINDGREN  | 3M         | N/A                        | Dec. 03, 2018           | Dec. 03, 2021               |
| <input checked="" type="checkbox"/>   | Receiver                                | R&S           | ESIB26     | 100114                     | Nov. 24, 2019           | Nov. 23, 2020               |
| <input checked="" type="checkbox"/>   | EXA Spectrum Analyzer                   | KEYSIGHT      | N9010A     | MY51440197                 | Nov. 24, 2019           | Nov. 23, 2020               |
| <input checked="" type="checkbox"/>   | Loop Antenna                            | ETS-LINDGREN  | 6502       | 00202525                   | Nov. 16, 2019           | Nov. 15, 2020               |
| <input checked="" type="checkbox"/>   | Broadband Antenna                       | ETS-LINDGREN  | 3142E      | 00201566                   | Nov. 16, 2019           | Nov. 15, 2020               |
| <input checked="" type="checkbox"/>   | 6dB Attenuator                          | Talent        | RA6A5-N-18 | 18103001                   | Nov. 16, 2019           | Nov. 15, 2020               |
| <input checked="" type="checkbox"/>   | Preamplifier                            | HP            | 8447F      | 2805A02960                 | Nov. 24, 2019           | Nov. 23, 2020               |
| <input type="checkbox"/>              | Broadband Antenna (Pre-amplifier)       | ETS-LINDGREN  | 3142E-PA   | 00201891                   | Nov. 24, 2019           | Nov. 23, 2020               |
| <input type="checkbox"/>              | 6dB Attenuator                          | Talent        | RA6A5-N-18 | 18103002                   | Nov. 24, 2019           | Nov. 23, 2020               |
| <input type="checkbox"/>              | Horn Antenna                            | ETS-LINDGREN  | 3117       | 00164202                   | Nov. 16, 2019           | Nov. 15, 2020               |
| <input checked="" type="checkbox"/>   | Horn Antenna (Pre-amplifier)            | ETS-LINDGREN  | 3117-PA    | 00201874                   | Jan. 10, 2020           | Jan. 10, 2021               |
| <input type="checkbox"/>              | Horn Antenna                            | ETS-LINDGREN  | 3116C      | 00200180                   | Jun. 19, 2020           | Jun. 18, 2021               |
| <input checked="" type="checkbox"/>   | Horn Antenna (Pre-amplifier)            | ETS-LINDGREN  | 3116C-PA   | 00202652                   | Nov. 16, 2019           | Nov. 15, 2020               |
| <input checked="" type="checkbox"/>   | Multi device Controller                 | ETS-LINDGREN  | 7006-001   | 00160105                   | N/A                     | N/A                         |
| <input type="checkbox"/>              | Band Rejection Filter (2400MHz~2500MHz) | Micro-Tronics | BRM50702   | G248                       | Nov. 24, 2019           | Nov. 23, 2020               |
| <input checked="" type="checkbox"/>   | Band Rejection Filter (5150MHz~5880MHz) | Micro-Tronics | BRM50716   | G1868                      | Nov. 24, 2019           | Nov. 23, 2020               |
| <input checked="" type="checkbox"/>   | Test Software                           | Audix         | e3         | Software Version: 9.160323 |                         |                             |

| Conducted Emission Test Equipment List |               |              |           |                            |                         |                             |
|--|---------------|--------------|-----------|----------------------------|-------------------------|-----------------------------|
| Used                                   | Equipment     | Manufacturer | Model No. | Serial Number              | Cal. date (mm dd, yyyy) | Cal. Due date (mm dd, yyyy) |
| <input checked="" type="checkbox"/>    | Receiver      | R&S          | ESR7      | 1316.3003K07-101181-K3     | Nov. 24, 2019           | Nov. 23, 2020               |
| <input checked="" type="checkbox"/>    | Pulse Limiter | R&S          | ESH3-Z2   | 0357.8810.54               | Nov. 24, 2019           | Nov. 23, 2020               |
| <input checked="" type="checkbox"/>    | LISN          | R&S          | ESH2-Z5   | 860014/024                 | Nov. 24, 2019           | Nov. 23, 2020               |
| <input type="checkbox"/>               | LISN          | ETS-Lindgren | 3816/2SH  | 00201088                   | Nov. 24, 2019           | Nov. 23, 2020               |
| <input checked="" type="checkbox"/>    | Test Software | Audix        | e3        | Software Version: 9.160323 |                         |                             |

| Conducted RF test Equipment List    |   |              |           |               |                         |                             |
|-------------------------------------|---|--------------|-----------|---------------|-------------------------|-----------------------------|
| Used                                | Equipment                               | Manufacturer | Model No. | Serial Number | Cal. date (mm dd, yyyy) | Cal. Due date (mm dd, yyyy) |
| <input checked="" type="checkbox"/> | EXA Spectrum Analyzer                   | KEYSIGHT     | N9010A    | MY51440197    | Nov. 24, 2019           | Nov. 23, 2020               |
| <input checked="" type="checkbox"/> | USB Wideband Power Sensor               | KEYSIGHT     | U2021XA   | MY55430035    | Nov. 24, 2019           | Nov. 23, 2020               |
| <input type="checkbox"/>            | USB Wideband Power Sensor               | KEYSIGHT     | U2021XA   | MY55430023    | Nov. 24, 2019           | Nov. 23, 2020               |
| <input checked="" type="checkbox"/> | MXG X-Series RF Vector Signal Generator | KEYSIGHT     | N5182B    | MY51350267    | Nov. 24, 2019           | Nov. 23, 2020               |

**Shenzhen UnionTrust Quality and Technology Co., Ltd.**

Address: 16/F, Block A, Building 6, Baoneng Science and Technology Park, Qingxiang Road No.1, Longhua New District, Shenzhen, China

Tel: +86-755-28230888

Fax: +86-755-28230886

E-mail: info@uttlab.com

<http://www.uttlab.com>

UTTR-RF-RSS247-V1.0

#### 4. TEST CONFIGURATION

##### 4.1 ENVIRONMENTAL CONDITIONS FOR TESTING

###### 4.1.1 Normal or Extreme Test Conditions

| Environment Parameter                         | Selected Values During Tests |                      |                       |
|---|------------------------------|----------------------|-----------------------|
| Test Condition                                | Ambient                      |                      |                       |
|   | Temperature (°C)             | Voltage              | Relative Humidity (%) |
| NT/NV   | +15 to +35                   | 120V~60Hz/ 240V~50Hz | 20 to 75              |
| <b>Remark:</b>                                |                              |                      |                       |
| 1) NV: Normal Voltage; NT: Normal Temperature |                              |                      |                       |

###### 4.1.2 Record of Normal Environment

| Test Item                                    | Temperature (°C) | Relative Humidity (%) | Pressure (kPa) | Tested by   |
|--|------------------|-----------------------|----------------|-------------|
| 26 dB emission bandwidth                     | 25.2             | 50                    | 100.01         | Swift Liu   |
| 6 dB bandwidth                               | 25.2             | 50                    | 100.01         | Swift Liu   |
| Occupied Bandwidth                           | 25.2             | 50                    | 100.01         | Swift Liu   |
| Maximum conducted output power               | 25.2             | 50                    | 100.01         | Swift Liu   |
| Peak Power Spectral Density                  | 25.2             | 50                    | 100.01         | Swift Liu   |
| Radiated Emissions and Band Edge Measurement | 25.5             | 56                    | 100.20         | Fire Huo    |
| Dynamic Frequency Selection                  | 25.2             | 50                    | 100.01         | Gavin Xu    |
| AC Power Line Conducted Emission             | 22.9             | 57                    | 99.16          | Tripp Jiang |

### 4.2 TEST CHANNELS

| Mode   | Tx/Rx Frequency      | Test RF Channel Lists |             |             |
|--|----------------------|-----------------------|-------------|-------------|
|  |                      | Lowest(L)             | Middle(M)   | Highest(H)  |
| IEEE 802.11a<br>IEEE 802.11n-HT20<br>IEEE 802.11ac-VHT20 | 5150 MHz to 5250 MHz | Channel 36            | Channel 44  | Channel 48  |
|  |                      | 5180 MHz              | 5220 MHz    | 5240 MHz    |
|  | 5250 MHz to 5350 MHz | Channel 52            | Channel 60  | Channel 64  |
|  |                      | 5260 MHz              | 5300 MHz    | 5320 MHz    |
|  | 5470 MHz to 5725 MHz | Channel 100           | Channel 116 | Channel 140 |
|  |                      | 5500 MHz              | 5580 MHz    | 5700 MHz    |
|  | 5725 MHz to 5850 MHz | Channel 149           | Channel 157 | Channel 165 |
|  |                      | 5745 MHz              | 5785 MHz    | 5825 MHz    |
| IEEE 802.11n-HT40<br>IEEE 802.11ac-VHT40                 | 5150 MHz to 5250 MHz | Channel 38            | --          | Channel 46  |
|  |                      | 5190 MHz              | --          | 5230 MHz    |
|  | 5250 MHz to 5350 MHz | Channel 54            | --          | Channel 62  |
|  |                      | 5270 MHz              | --          | 5310 MHz    |
|  | 5470 MHz to 5725 MHz | Channel 102           | Channel 110 | Channel 134 |
|  |                      | 5510 MHz              | 5550 MHz    | 5670 MHz    |
|  | 5725 MHz to 5850 MHz | Channel 151           | --          | Channel 159 |
|  |                      | 5755 MHz              | --          | 5795 MHz    |
| IEEE 802.11ac-VHT80                                      | 5150 MHz to 5250 MHz | --                    | Channel 42  | --          |
|  |                      | --                    | 5210 MHz    | --          |
|  | 5250 MHz to 5350 MHz | --                    | Channel 58  | --          |
|  |                      | --                    | 5290 MHz    | --          |
|  | 5470 MHz to 5725 MHz | Channel 106           | --          | --          |
|  |                      | 5530 MHz              | --          | --          |
|  | 5725 MHz to 5850 MHz | --                    | Channel 155 | --          |
|  |                      | --                    | 5775 MHz    | --          |

### 4.3 EUT TEST STATUS

| Mode              | Tx/Rx Function     | Description   |
|-------------------|--------------------|---|
| IEEE 802.11a/n/ac | 1Tx/1Rx or 2Tx/2Rx | 1. Keep the EUT in transmitting mode with all kind of modulation and all kind of data rate. |

| Power Setting       |         |         |          |         |          |         |         |         |
|---------------------|---------|---------|----------|---------|----------|---------|---------|---------|
| Mode                | U-NII-1 |         | U-NII-2A |         | U-NII-2C |         | U-NII-3 |         |
|                     | Chain 0 | Chain 1 | Chain 0  | Chain 1 | Chain 0  | Chain 1 | Chain 0 | Chain 1 |
| IEEE 802.11a        | 52      | 62      | 60       | 58      | 53       | 50      | 62      | 60      |
| IEEE 802.11n-HT20   | 44      | 44      | 42       | 42      | 42       | 42      | 45      | 45      |
| IEEE 802.11n-HT40   | 30      | 30      | 30       | 30      | 28       | 28      | 43      | 43      |
| IEEE 802.11ac-VHT20 | 44      | 44      | 42       | 42      | 42       | 42      | 45      | 45      |
| IEEE 802.11ac-VHT40 | 30      | 30      | 30       | 30      | 28       | 28      | 43      | 43      |
| IEEE 802.11ac-VHT80 | 26      | 26      | 29       | 29      | 30       | 30      | 46      | 46      |

| Test Software                                 |
|---|
| Test software name: Ampak RFTestTool, VER:7.0 |

### Shenzhen UnionTrust Quality and Technology Co., Ltd.

Address: 16/F, Block A, Building 6, Baoneng Science and Technology Park, Qingxiang Road No.1, Longhua New District, Shenzhen, China

Tel: +86-755-28230888

Fax: +86-755-28230886

E-mail: info@uttlab.com

<http://www.uttlab.com>

UTTR-RF-RSS247-V1.0

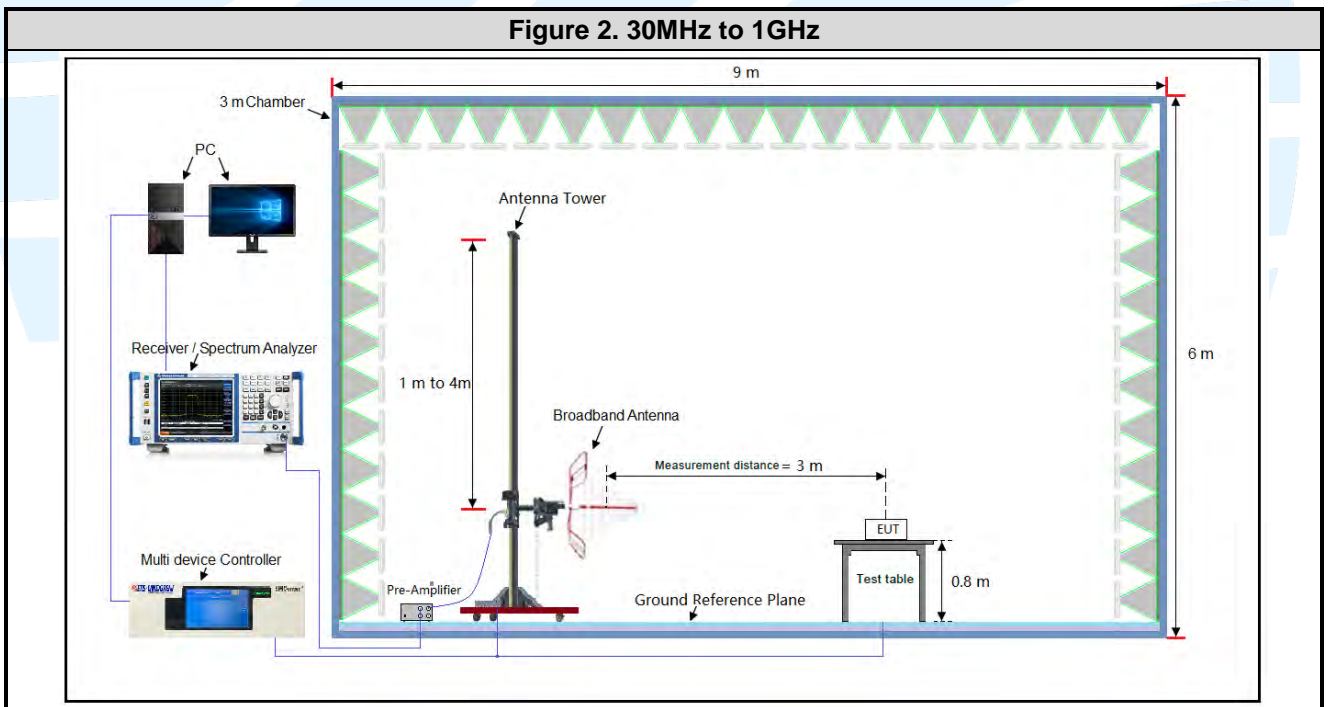
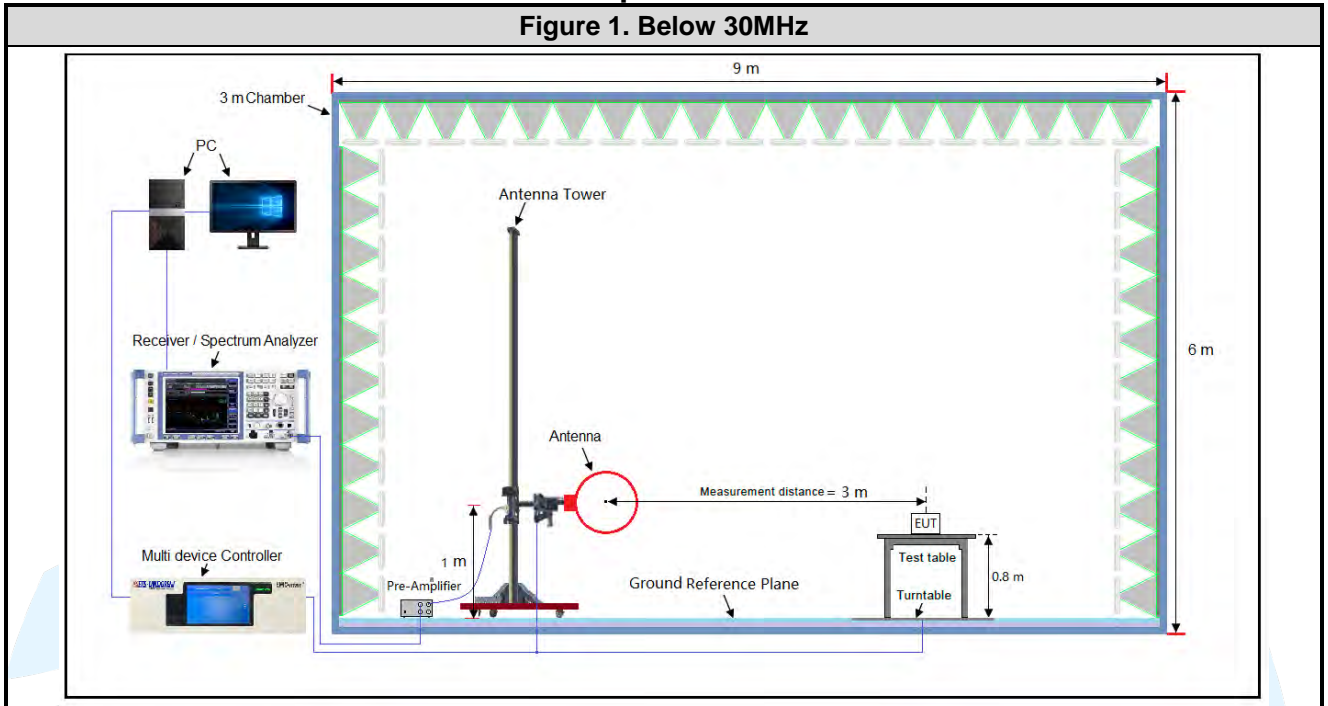
#### 4.4 PRE-SCAN

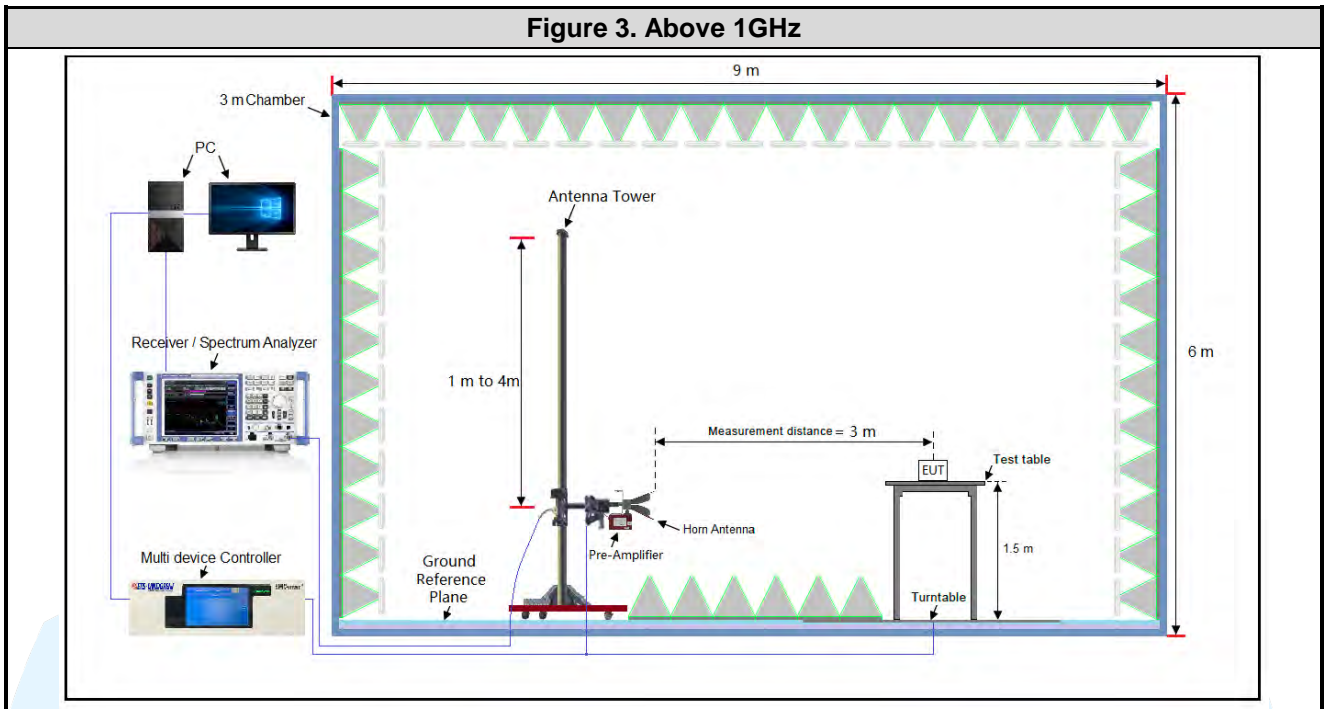
Pre-Scan has been conducted to determine the worst-case mode from all possible combinations between available modulations and data rate. Following data rate was (were) selected for the final test as listed below

| Mode                | Worst-case data rates |
|---------------------|-----------------------|
| IEEE 802.11a        | 6 Mbps                |
| IEEE 802.11n-HT20   | MCS8                  |
| IEEE 802.11n-HT40   | MCS8                  |
| IEEE 802.11ac-VHT20 | MCS0                  |
| IEEE 802.11ac-VHT40 | MCS0                  |
| IEEE 802.11ac-VHT80 | MCS0                  |

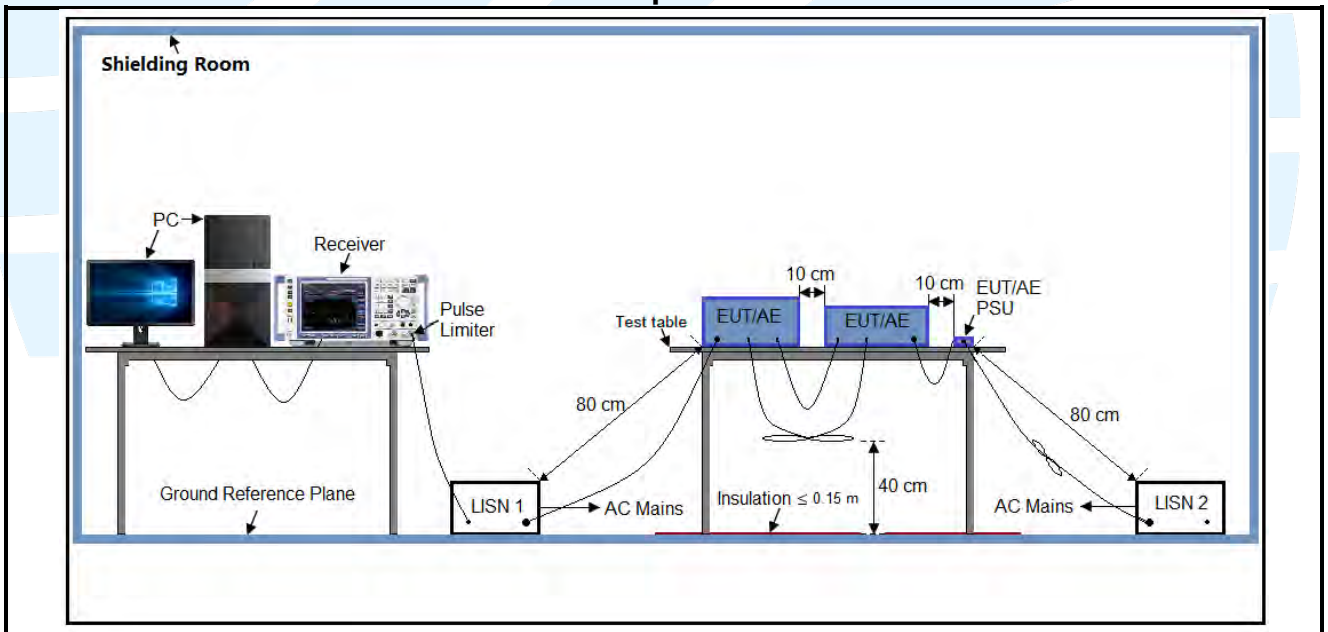
### 4.5 TEST SETUP

#### 4.5.1 For Radiated Emissions test setup

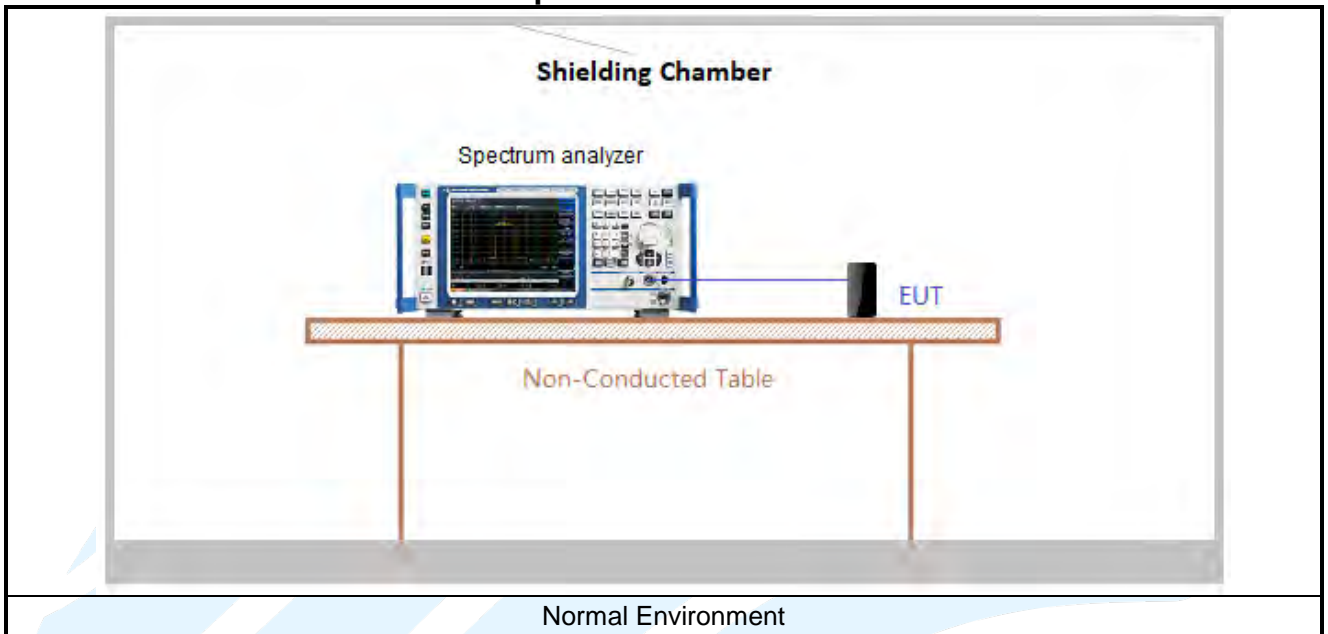




**4.5.2 For Conducted Emissions test setup**



4.5.3 For Conducted RF test setup





### 4.6 SYSTEM TEST CONFIGURATION

For emissions testing, the equipment under test (EUT) setup to transmit continuously to simplify the measurement methodology. Care was taken to ensure proper power supply voltages during testing. During testing, radiated emission were performed with the EUT set to transmit at the channel with highest output power as worst-case scenario. Only the worst case data were recorded in this test report.

The signal is maximized through rotation and placement in the three orthogonal axes. The antenna height and polarization are varied during the search for maximum signal level. The antenna height is varied from 1 to 4 meters. Radiated emissions are taken at three meters unless the signal level is too low for measurement at that distance. If necessary, a pre-amplifier is used and/or the test is conducted at a closer distance. Therefore, all final radiated testing was performed with the EUT in (see table below) orientation.

| Frequency  | Mode | Antenna Port | Worst-case axis positioning |
|------------|------|--------------|-----------------------------|
| Above 1GHz | 1TX  | Chain 0      | Z axis                      |
|            | 1TX  | Chain 1      | Z axis                      |
|            | 2TX  | Chain 0+1    | Z axis                      |

All readings are extrapolated back to the equivalent three meter reading using inverse scaling with distance. Analyzer resolution is 100 kHz or greater for frequencies below 1000 MHz. The resolution is 1 MHz or greater for frequencies above 1000 MHz. The spurious emissions more than 20 dB below the permissible value are not reported.

Radiated emission measurement were performed from the lowest radio frequency signal generated in the device which is greater than 9 kHz to the tenth harmonic of the highest fundamental frequency or to 40 GHz, whichever is lower.

### 4.7 DUTY CYCLE

Test Procedure: ANSI C63.10-2013 Clause 12.2.

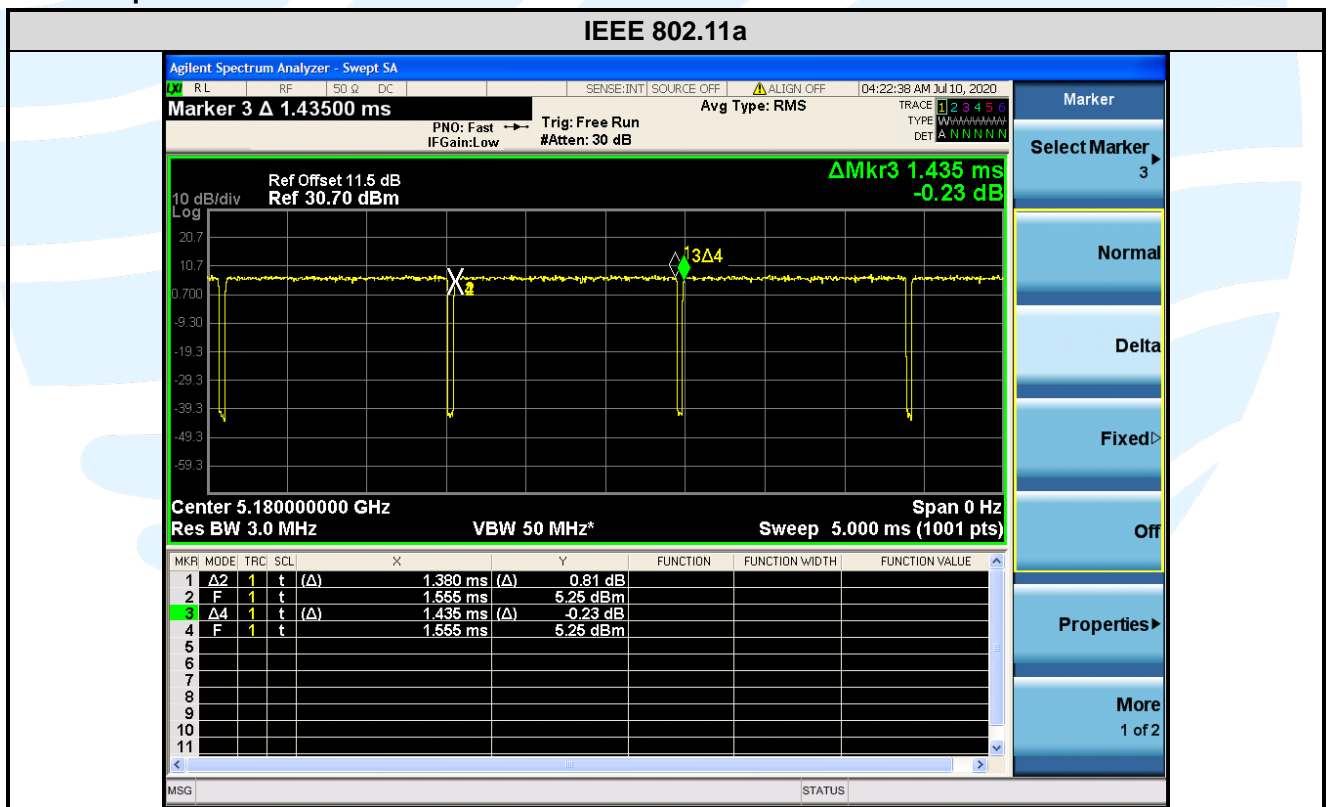
**Test Results**

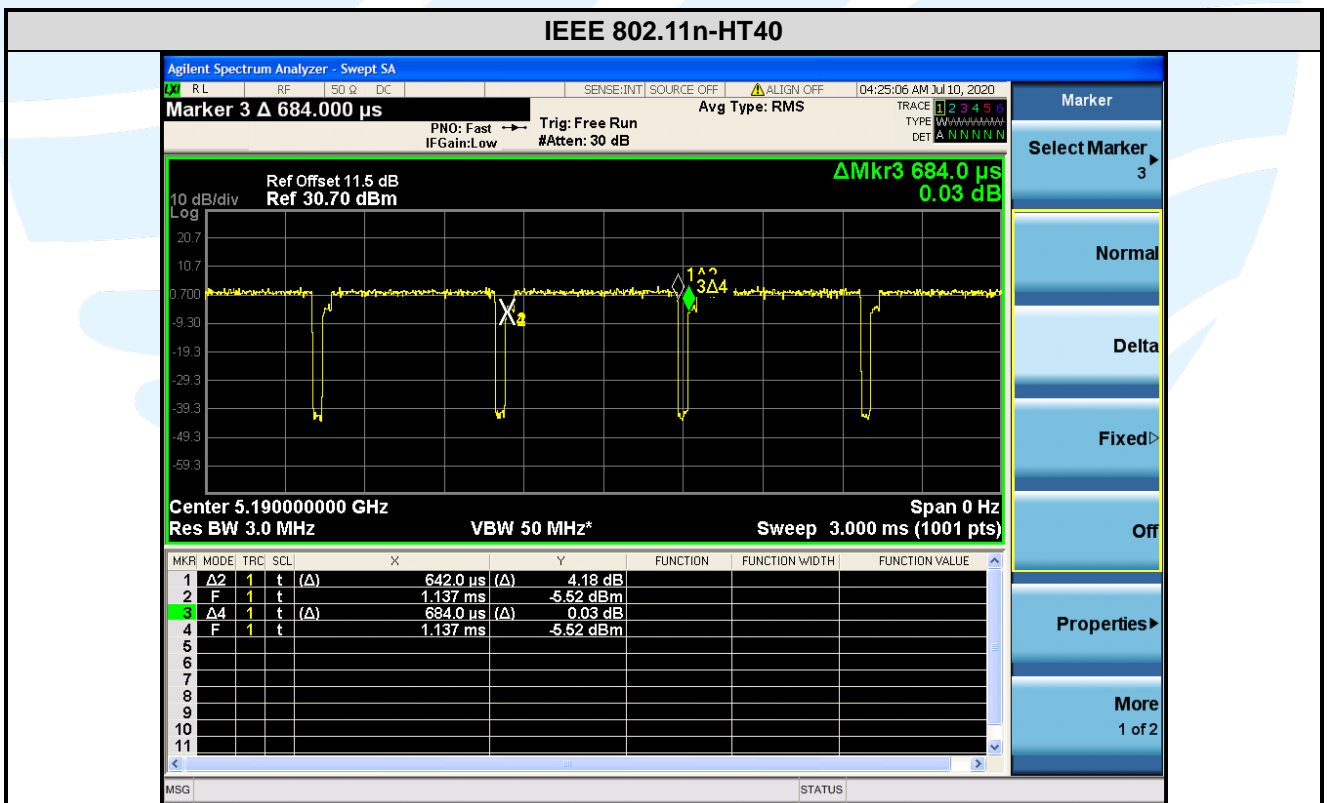
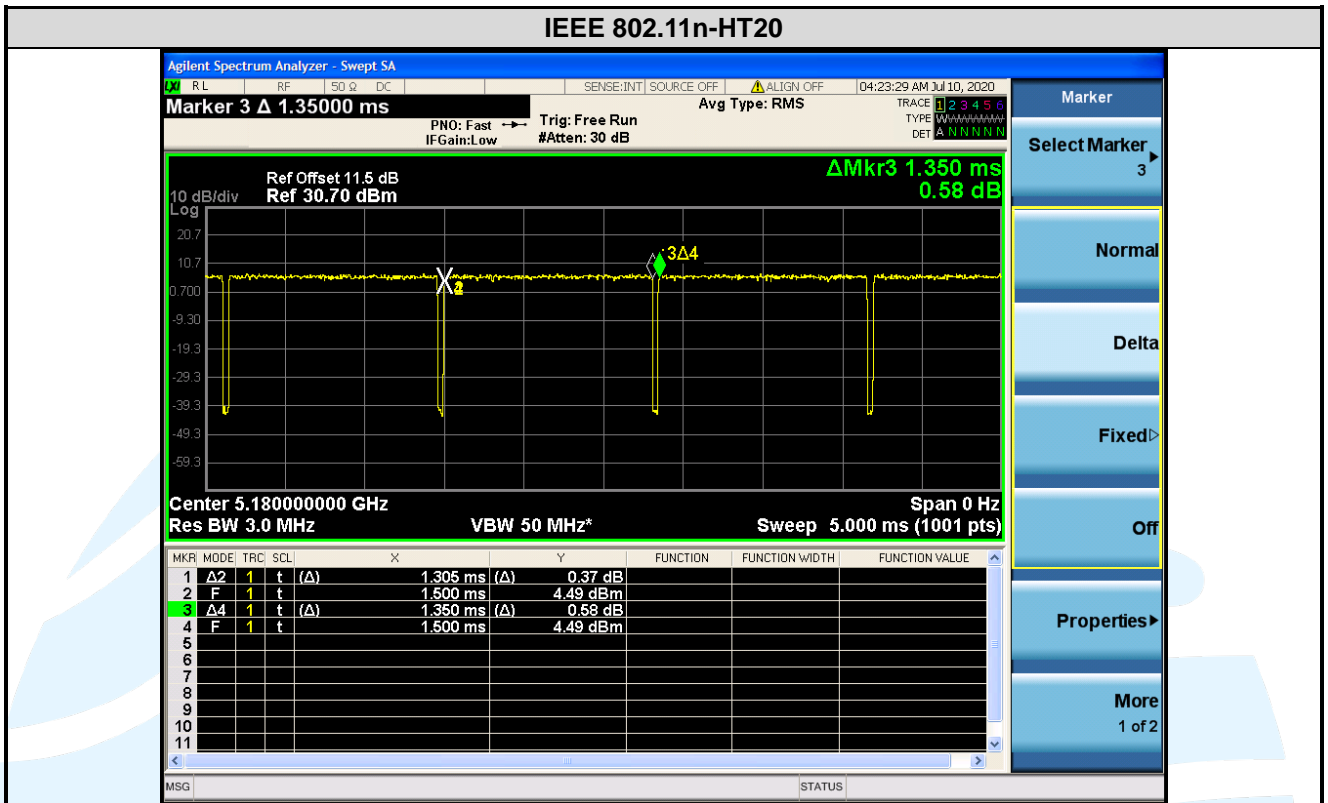
| Mode                | Data rates (Mbps) | On Time (msec) | Period (msec) | Duty Cycle (linear) | Duty Cycle (%) | Duty Cycle Factor (dB) | 1/ T Minimum VBW (kHz) | Average Factor (dB) |
|---------------------|-------------------|----------------|---------------|---------------------|----------------|------------------------|------------------------|---------------------|
| IEEE 802.11a        | 6                 | 1.3800         | 1.4350        | 0.96                | 96.17          | 0.17                   | 0.72                   | -0.34               |
| IEEE 802.11n-HT20   | MCS8              | 1.3050         | 1.3500        | 0.97                | 96.67          | 0.15                   | 0.77                   | -0.29               |
| IEEE 802.11n-HT40   | MCS8              | 0.6420         | 0.6840        | 0.94                | 93.86          | 0.28                   | 1.56                   | -0.55               |
| IEEE 802.11ac-VHT20 | MCS0              | 1.3100         | 1.3550        | 0.97                | 96.68          | 0.15                   | 0.76                   | -0.29               |
| IEEE 802.11ac-VHT40 | MCS0              | 0.6420         | 0.6870        | 0.93                | 93.45          | 0.29                   | 1.56                   | -0.59               |
| IEEE 802.11ac-VHT80 | MCS0              | 0.3180         | 0.3660        | 0.87                | 86.89          | 0.61                   | 3.14                   | -1.22               |

**Remark:**

- 1) Duty cycle= On Time/ Period;
- 2) Duty Cycle factor = 10 \* log(1/ Duty cycle);
- 3) Average factor = 20 log<sub>10</sub> Duty Cycle.

The test plots as follows





**Shenzhen UnionTrust Quality and Technology Co., Ltd.**

Address: 16/F, Block A, Building 6, Baoneng Science and Technology Park, Qingxiang Road No.1, Longhua New District, Shenzhen, China

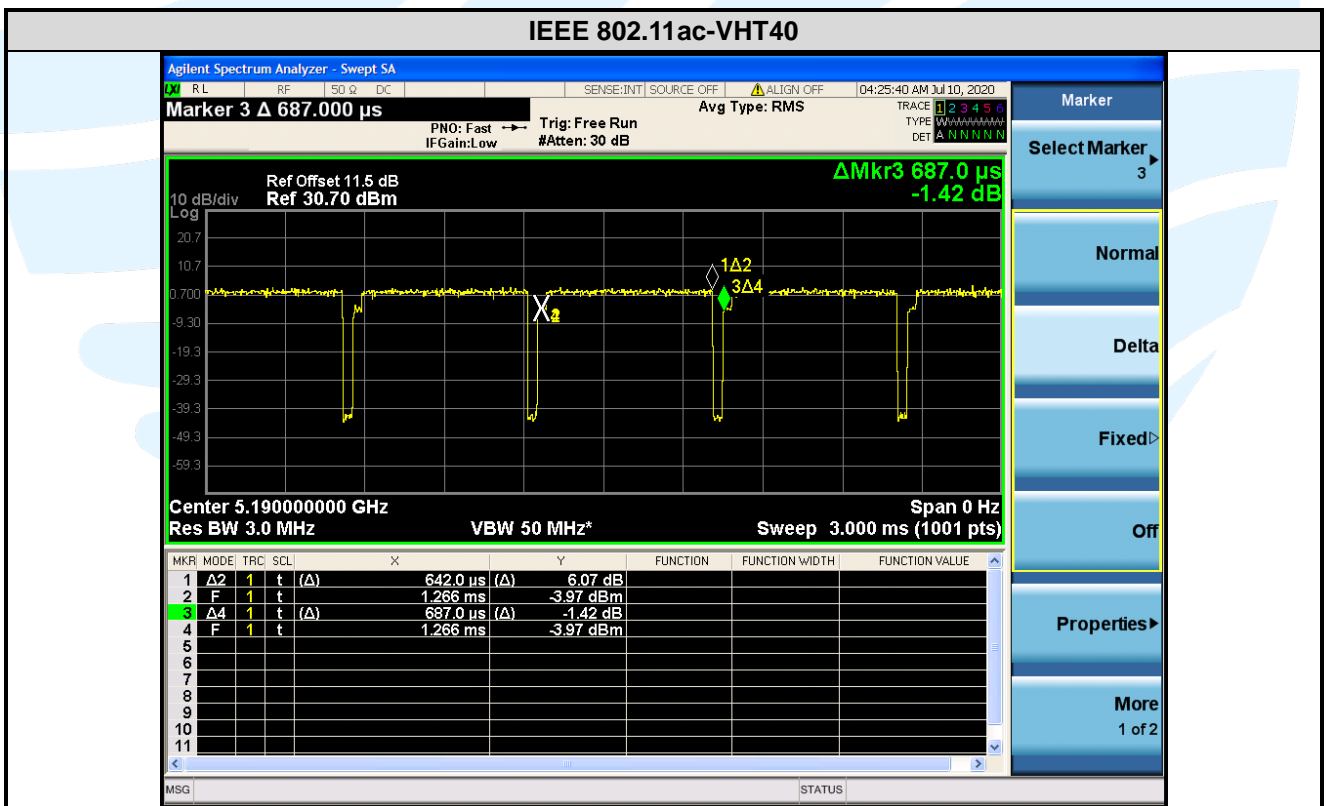
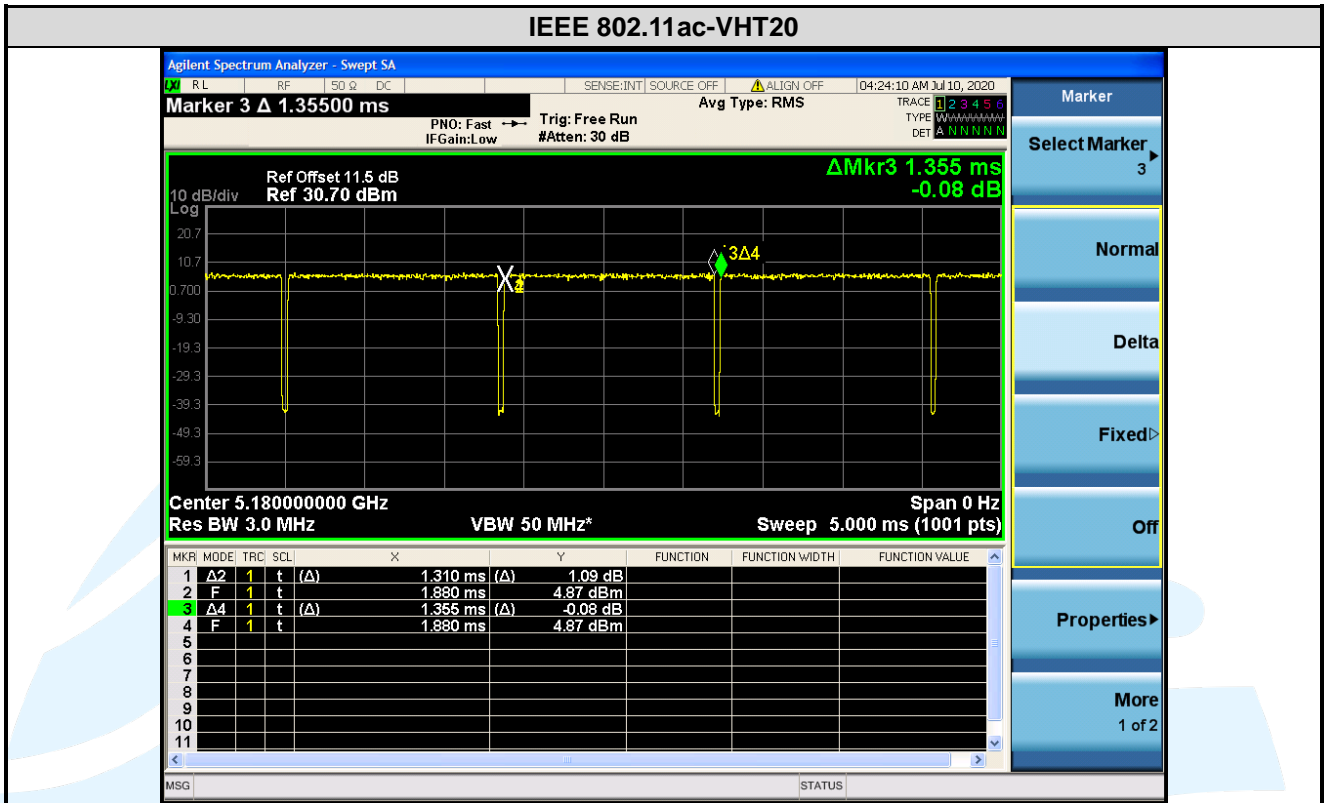
Tel: +86-755-28230888

Fax: +86-755-28230886

E-mail: info@uttlab.com

<http://www.uttlab.com>

UTTR-RF-RSS247-V1.0



**Shenzhen UnionTrust Quality and Technology Co., Ltd.**

Address: 16/F, Block A, Building 6, Baoneng Science and Technology Park, Qingxiang Road No.1, Longhua New District, Shenzhen, China

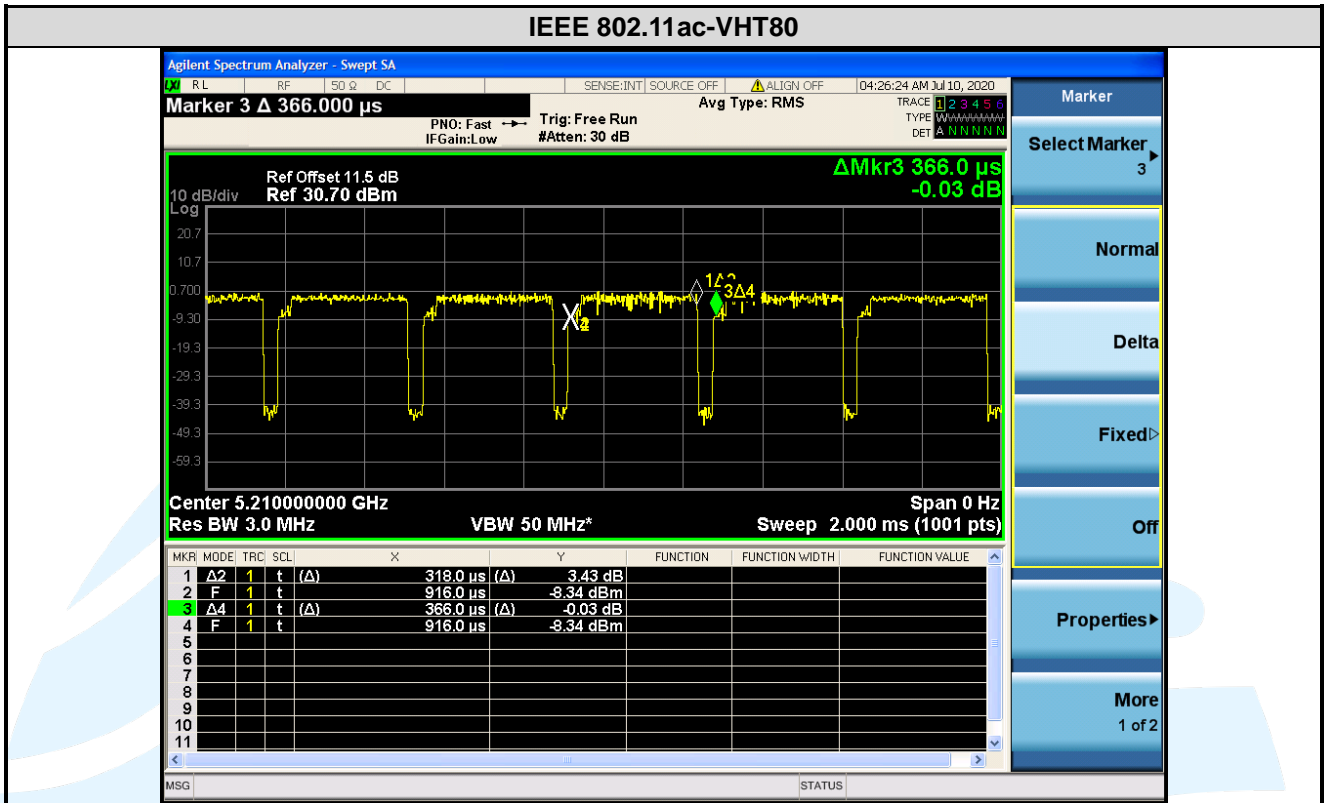
Tel: +86-755-28230888

Fax: +86-755-28230886

E-mail: info@uttlab.com

<http://www.uttlab.com>

UTTR-RF-RSS247-V1.0



**Shenzhen UnionTrust Quality and Technology Co., Ltd.**

Address: 16/F, Block A, Building 6, Baoneng Science and Technology Park, Qingxiang Road No.1, Longhua New District, Shenzhen, China

Tel: +86-755-28230888

Fax: +86-755-28230886

E-mail: info@uttlab.com

<http://www.uttlab.com>

UTTR-RF-RSS247-V1.0

## 5. RADIO TECHNICAL REQUIREMENTS SPECIFICATION

### 5.1 REFERENCE DOCUMENTS FOR TESTING

| No. | Identity   | Document Title  |
|-----|--|---|
| 1   | FCC 47 CFR Part 2  | Frequency allocations and radio treaty matters; general rules and regulations   |
| 2   | FCC 47 CFR Part 15   | Radio Frequency Devices   |
| 3   | RSS-247 Issue 2  | Digital Transmission Systems (DTSS), Frequency Hopping Systems (FHSs) and Licence-Exempt Local Area Network (LE-LAN) Devices  |
| 4   | RSS-Gen Issue 5  | General Requirements for Compliance of Radio Apparatus  |
| 5   | ANSI C63.10-2013   | American National Standard for Testing Unlicensed Wireless Devices  |
| 6   | KDB 789033 D02 General UNII Test Procedures New Rules v02r01 | Guidelines for compliance testing of unlicensed national information infrastructure (U-NII) device part 15, subpart E   |
| 7   | KDB 905462 D06 802.11 Channel Plans New Rules v02            | Operation in U-NII bands -802.11 channel PLAN(§15.407)  |
| 8   | KDB 905462 D02 UNII DFS Compliance Procedures New Rules v02  | Compliance measurement procedures for Unlicensed –National Information Infrastructure devices operates in the frequency bands 5250 MHz to 5350 MHz and 5470 MHz to 5725 MHz bands incorporating dynamic frequency selection |
| 9   | KDB 905462 D03 Client Without DFS New Rules v01r02           | U-NII client devices without radar detection capability   |
| 10  | KDB 662911 D01 Multiple Transmitter Output v02r01            | Emissions Testing of Transmitters with Multiple Outputs in the Same Band  |

### 5.2 ANTENNA REQUIREMENT

| Standard Requirement   |
|--|
| <p><b>15.203 requirement:</b><br/>An intentional radiator shall be designed to ensure that no antenna other than that furnished by the responsible party shall be used with the device. The use of a permanently attached antenna or of an antenna that uses a unique coupling to the intentional radiator, the manufacturer may design the unit so that a broken antenna can be replaced by the user, but the use of a standard antenna jack or electrical connector is prohibited.</p> <p><b>15.407(a)(1) (2) requirement:</b><br/>The conducted output power limit specified in paragraph (a) of this section is based on the use of antennas with directional gains that do not exceed 6 dBi. Except as shown in paragraph (a) of this section, if transmitting antennas of directional gain greater than 6 dBi are used, the conducted output power and the peak power spectral density shall be reduced by the by the amount in dB that the directional gain of the antenna exceeds 6 dBi.</p> <p><b>RSS-Gen Issue 5, Section 6.8 requirement:</b><br/>According to RSS-Gen Issue 5, Section 6.8, a transmitter can only be sold or operated with antennas with which it was certified. A transmitter may be certified with multiple antenna types. An antenna type comprises antennas having similar in-band and out-of-band radiation patterns.</p> <p><b>EUT Antenna:</b><br/>Both antenna in the interior of the equipment and no consideration of replacement. The transmit signals are correlated with each other and the antenna gain of both chains is completely consistent, the best case directional gain of the antenna is 5 .01dBi (See section 5.5).</p> |

### 5.326 DB BANDWIDTH & OCCUPIED BANDWIDTH

**Test Requirement:** FCC 47 CFR Part 15 Subpart E Section 15.407 (a)(2)(5)  
 RSS-247 Issue 2 Section 6.2.1.2  
**Test Method:** KDB 789033 D02 v02r01 Section C.1  
**Limit:** None; for reporting purposes only.

**Test Procedure:**

The output from the transmitter was connected to an attenuator and then to the input of the RF Spectrum analyzer.

Spectrum analyzer according to the following Settings:

- a) Set RBW = approximately 1 % of the emission bandwidth.
- b) Set the VBW > RBW.
- c) Detector = Peak.
- d) Trace mode = max hold.
- e) Measure the maximum width of the emission that is 26 dB down from the peak of the emission. Compare this with the RBW setting of the analyzer. Readjust RBW and repeat measurement as needed until the RBW/EBW ratio is approximately 1 %.

Note: The cable loss and attenuator loss were offset into measure device as an amplitude offset.

**Test Setup:** Refer to section 4.5.3 for details.

**Instruments Used:** Refer to section 3 for details

**Test Results:** Pass

| Mode              | Channel    | 26 dB Bandwidth (MHz) |         | 99% Bandwidth (MHz) |         |
|-------------------|------------|-----------------------|---------|---------------------|---------|
|                   |            | Chain 0               | Chain 1 | Chain 0             | Chain 1 |
| IEEE 802.11a      | 36 (5180)  | 21.69                 | 21.44   | 17.083              | 16.917  |
|                   | 44 (5220)  | 21.59                 | 21.61   | 17.059              | 17.035  |
|                   | 48 (5240)  | 21.73                 | 21.57   | 16.927              | 16.913  |
|                   | 52 (5260)  | 21.44                 | 21.51   | 16.901              | 17.076  |
|                   | 60 (5300)  | 21.21                 | 21.38   | 16.942              | 17.004  |
|                   | 64 (5320)  | 21.79                 | 21.61   | 16.955              | 17.005  |
|                   | 100 (5500) | 21.55                 | 21.58   | 16.909              | 17.000  |
|                   | 116 (5580) | 21.64                 | 21.57   | 17.149              | 17.049  |
|                   | 140 (5700) | 21.56                 | 21.46   | 16.956              | 16.995  |
| IEEE 802.11n-HT20 | 36 (5180)  | 21.66                 | 21.55   | 17.980              | 18.074  |
|                   | 44 (5220)  | 21.61                 | 21.60   | 18.059              | 18.004  |
|                   | 48 (5240)  | 21.61                 | 21.66   | 18.075              | 17.990  |
|                   | 52 (5260)  | 21.61                 | 21.79   | 18.060              | 18.009  |
|                   | 60 (5300)  | 21.84                 | 21.73   | 18.110              | 17.994  |
|                   | 64 (5320)  | 21.56                 | 21.45   | 18.028              | 17.952  |
|                   | 100 (5500) | 21.52                 | 21.72   | 17.965              | 17.935  |
|                   | 116 (5580) | 21.68                 | 21.62   | 17.999              | 18.036  |
| IEEE 802.11n-HT40 | 38 (5190)  | 39.84                 | 39.75   | 36.343              | 36.351  |
|                   | 46 (5230)  | 39.96                 | 40.11   | 36.310              | 36.346  |
|                   | 54 (5270)  | 39.98                 | 39.48   | 36.242              | 36.348  |
|                   | 62 (5310)  | 40.26                 | 39.58   | 36.347              | 36.342  |
|                   | 102 (5510) | 40.28                 | 39.60   | 36.326              | 36.348  |
|                   | 110 (5550) | 39.86                 | 39.66   | 36.331              | 36.373  |
|                   | 134 (5670) | 40.07                 | 39.91   | 36.365              | 36.327  |

**Shenzhen UnionTrust Quality and Technology Co., Ltd.**

|                     |            |       |       |        |        |
|---------------------|------------|-------|-------|--------|--------|
| IEEE 802.11ac-VHT20 | 36 (5180)  | 21.67 | 21.59 | 18.033 | 17.985 |
|                     | 44 (5220)  | 21.63 | 21.66 | 18.009 | 17.969 |
|                     | 48 (5240)  | 21.35 | 21.48 | 18.039 | 17.994 |
|                     | 52 (5260)  | 21.65 | 21.64 | 18.028 | 17.999 |
|                     | 60 (5300)  | 21.52 | 21.53 | 18.012 | 17.983 |
|                     | 64 (5320)  | 21.53 | 21.64 | 17.988 | 18.070 |
|                     | 100 (5500) | 21.92 | 21.65 | 18.083 | 18.019 |
|                     | 116 (5580) | 21.68 | 21.48 | 18.042 | 17.979 |
|                     | 140 (5700) | 21.78 | 21.45 | 18.072 | 18.031 |
| IEEE 802.11ac-VHT40 | 38 (5190)  | 40.05 | 39.21 | 36.329 | 36.313 |
|                     | 46 (5230)  | 39.57 | 39.49 | 36.324 | 36.270 |
|                     | 54 (5270)  | 39.92 | 39.66 | 36.334 | 36.388 |
|                     | 62 (5310)  | 40.35 | 39.85 | 36.209 | 36.341 |
|                     | 102 (5510) | 39.80 | 39.79 | 36.319 | 36.359 |
|                     | 110 (5550) | 40.02 | 39.37 | 36.314 | 36.384 |
|                     | 134 (5670) | 40.13 | 39.99 | 36.411 | 36.232 |
| IEEE 802.11ac-VHT80 | 42 (5210)  | 81.70 | 81.25 | 75.829 | 75.883 |
|                     | 58 (5290)  | 82.62 | 81.71 | 75.911 | 75.808 |
|                     | 106 (5530) | 81.73 | 81.58 | 76.081 | 75.991 |
|                     | 122 (5610) | 82.58 | 81.77 | 75.959 | 75.832 |

**Shenzhen UnionTrust Quality and Technology Co., Ltd.**

Address: 16/F, Block A, Building 6, Baoneng Science and Technology Park, Qingxiang Road No.1, Longhua New District, Shenzhen, China

Tel: +86-755-28230888

Fax: +86-755-28230886

E-mail: info@uttlab.com

<http://www.uttlab.com>

UTTR-RF-RSS247-V1.0



The test plots as follows:





**Shenzhen UnionTrust Quality and Technology Co., Ltd.**

Address: 16/F, Block A, Building 6, Baoneng Science and Technology Park, Qingxiang Road No.1, Longhua New District, Shenzhen, China

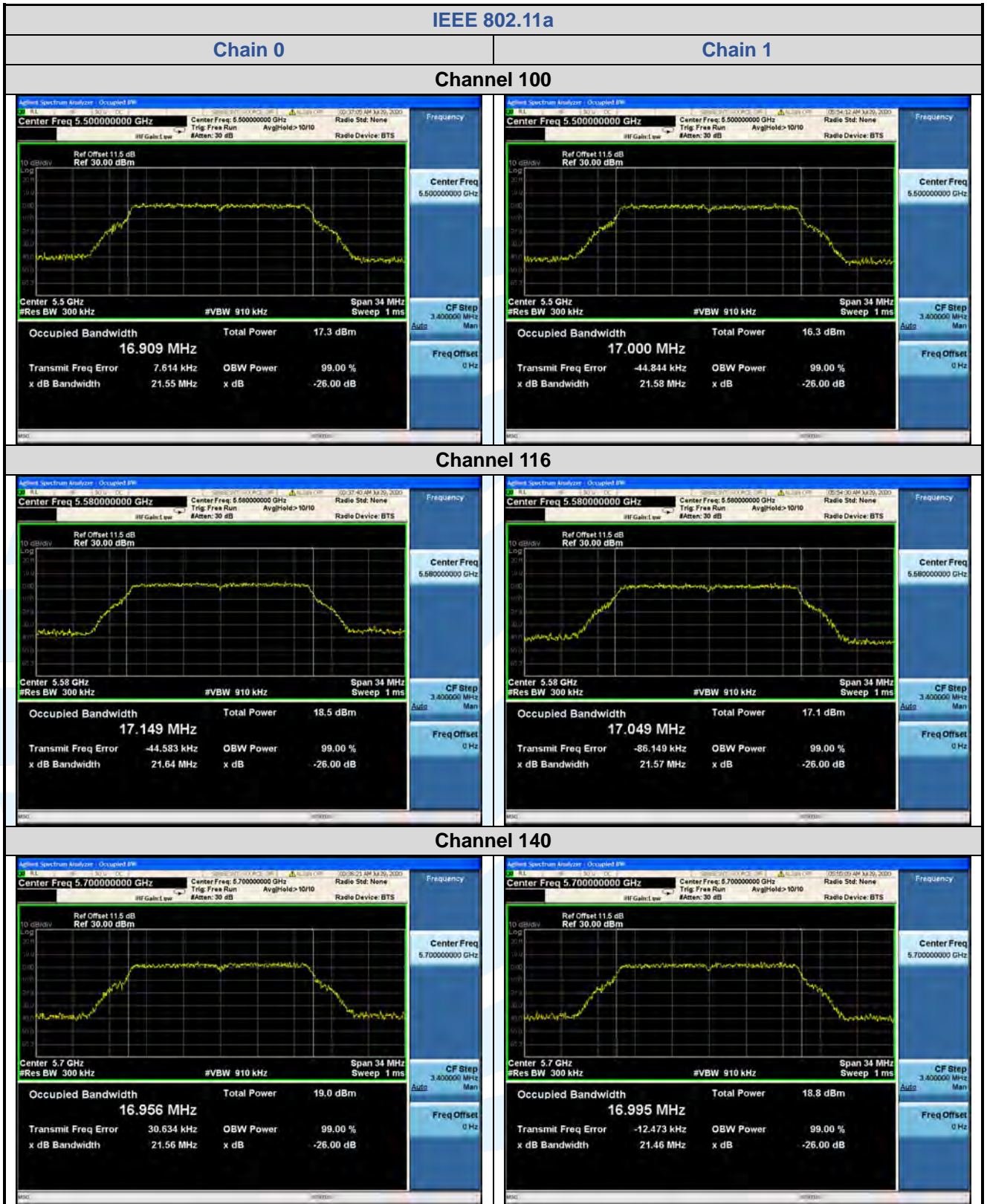
Tel: +86-755-28230888

Fax: +86-755-28230886

E-mail: info@uttlab.com

<http://www.uttlab.com>

UTTR-RF-RSS247-V1.0



**Shenzhen UnionTrust Quality and Technology Co., Ltd.**

Address: 16/F, Block A, Building 6, Baoneng Science and Technology Park, Qingxiang Road No.1, Longhua New District, Shenzhen, China

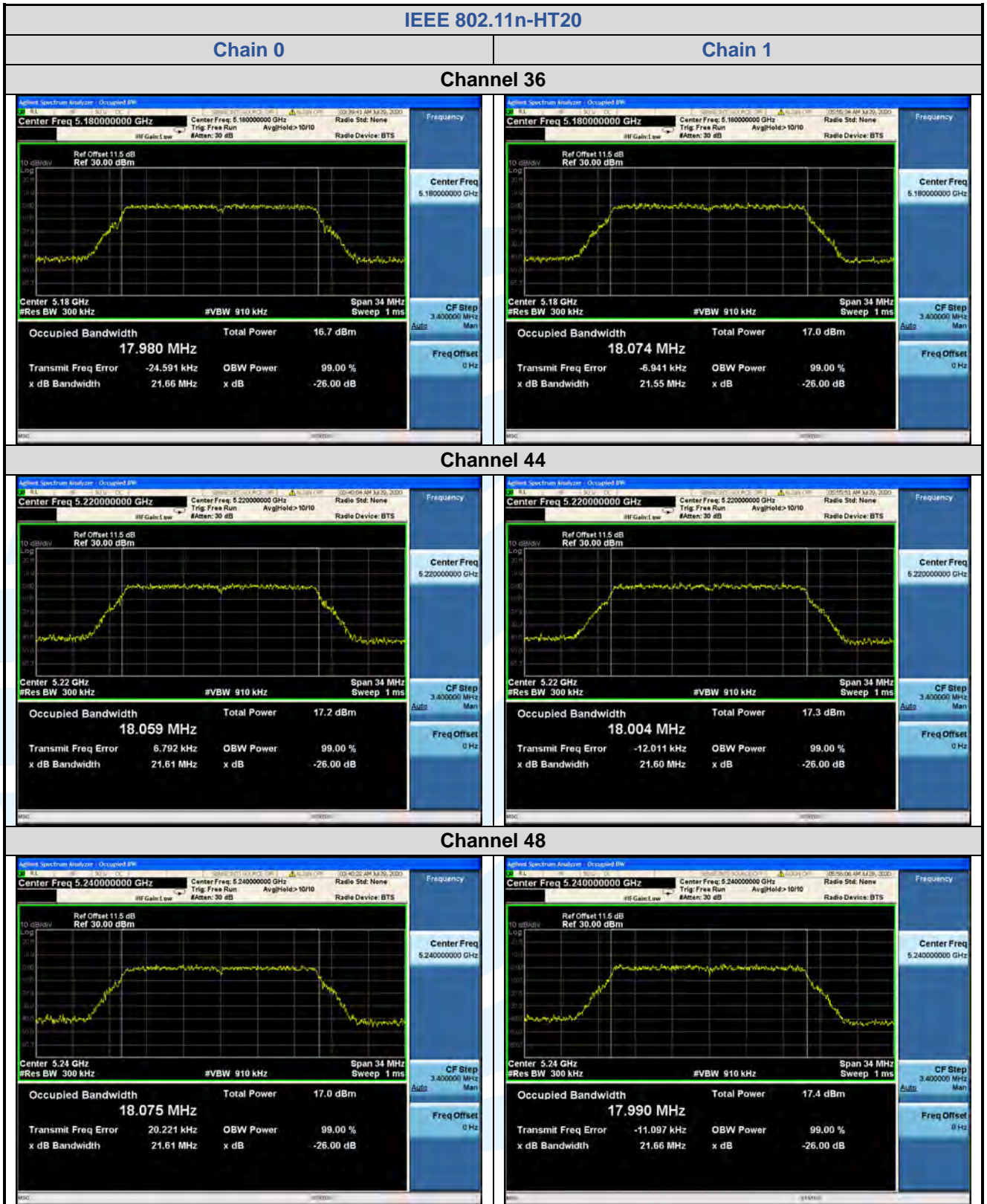
Tel: +86-755-28230888

Fax: +86-755-28230886

E-mail: info@uttlab.com

<http://www.uttlab.com>

UTTR-RF-RSS247-V1.0



**Shenzhen UnionTrust Quality and Technology Co., Ltd.**

Address: 16/F, Block A, Building 6, Baoneng Science and Technology Park, Qingxiang Road No.1, Longhua New District, Shenzhen, China

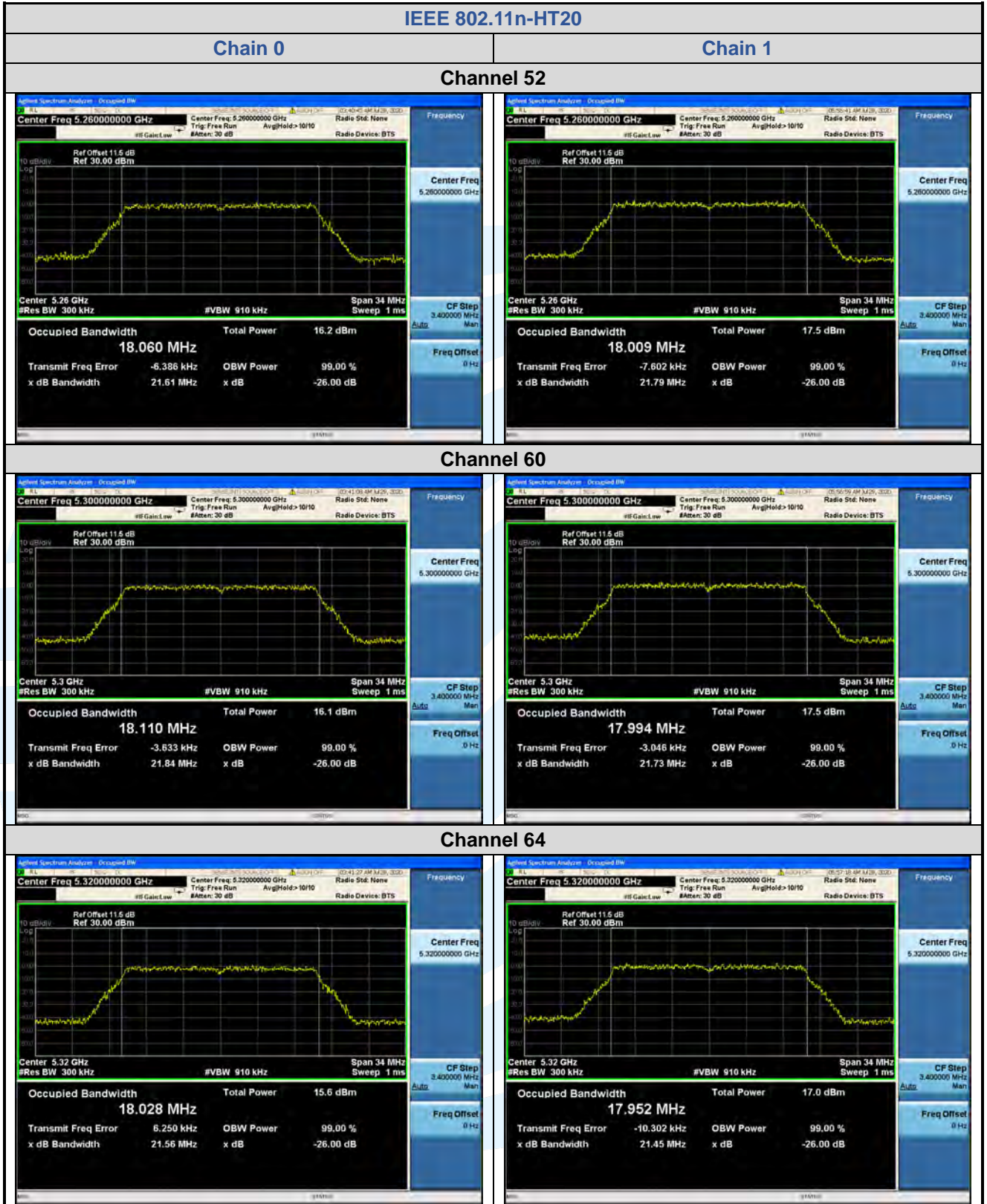
Tel: +86-755-28230888

Fax: +86-755-28230886

E-mail: info@uttlab.com

<http://www.uttlab.com>

UTTR-RF-RSS247-V1.0



**Shenzhen UnionTrust Quality and Technology Co., Ltd.**

Address: 16/F, Block A, Building 6, Baoneng Science and Technology Park, Qingxiang Road No.1, Longhua New District, Shenzhen, China

Tel: +86-755-28230888

Fax: +86-755-28230886

E-mail: info@uttlab.com

<http://www.uttlab.com>

UTTR-RF-RSS247-V1.0



**Shenzhen UnionTrust Quality and Technology Co., Ltd.**

Address: 16/F, Block A, Building 6, Baoneng Science and Technology Park, Qingxiang Road No.1, Longhua New District, Shenzhen, China

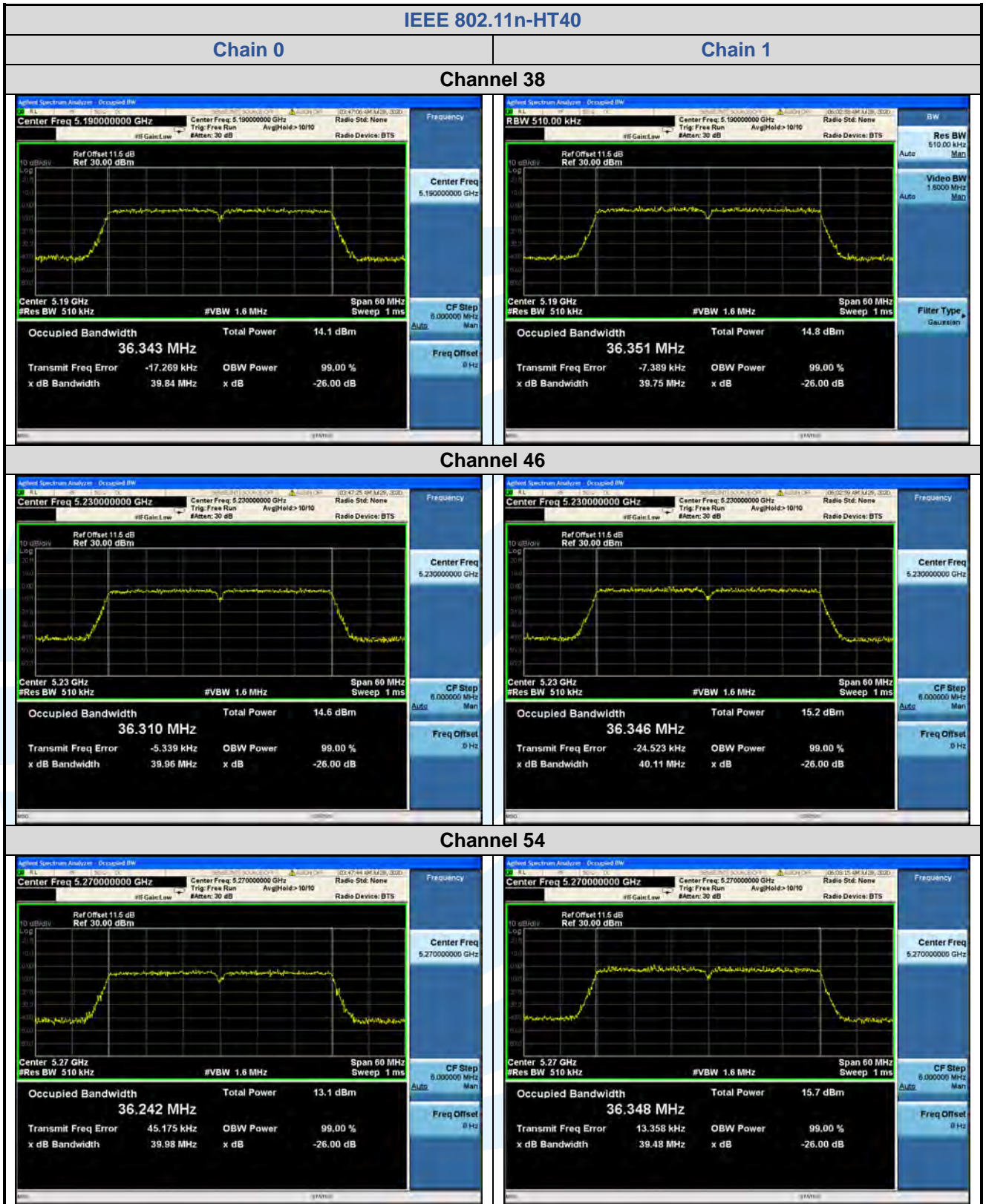
Tel: +86-755-28230888

Fax: +86-755-28230886

E-mail: info@uttlab.com

<http://www.uttlab.com>

UTTR-RF-RSS247-V1.0



**Shenzhen UnionTrust Quality and Technology Co., Ltd.**

Address: 16/F, Block A, Building 6, Baoneng Science and Technology Park, Qingxiang Road No.1, Longhua New District, Shenzhen, China

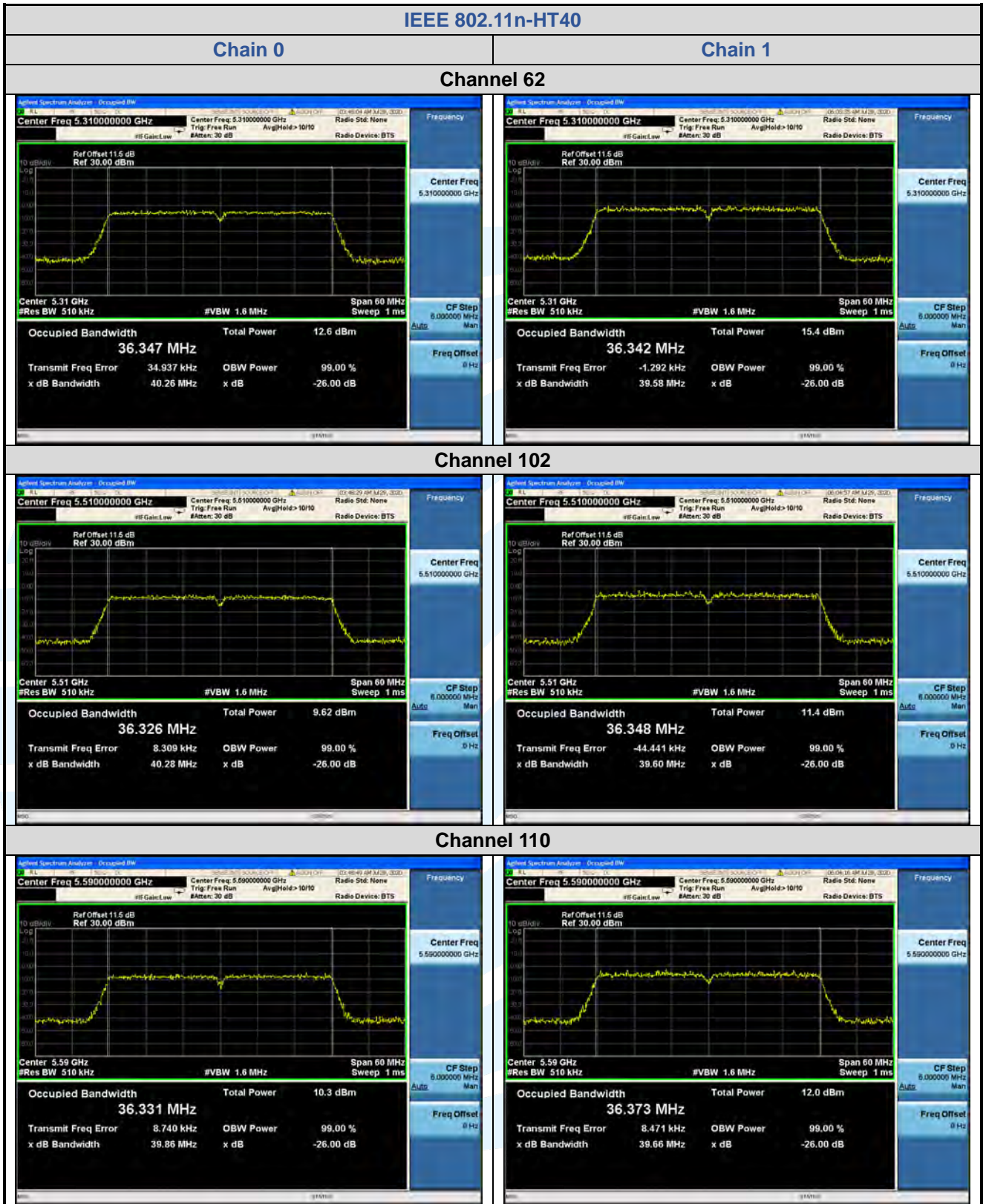
Tel: +86-755-28230888

Fax: +86-755-28230886

E-mail: info@uttlab.com

<http://www.uttlab.com>

UTTR-RF-RSS247-V1.0



**Shenzhen UnionTrust Quality and Technology Co., Ltd.**

Address: 16/F, Block A, Building 6, Baoneng Science and Technology Park, Qingxiang Road No.1, Longhua New District, Shenzhen, China

Tel: +86-755-28230888

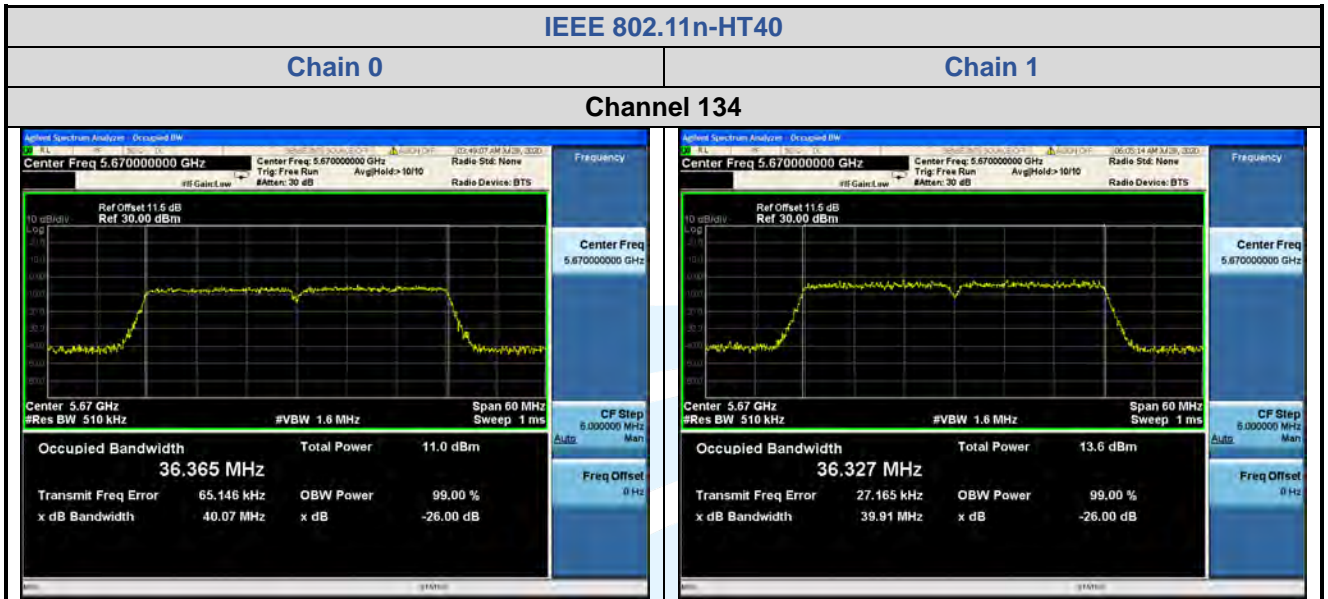
Fax: +86-755-28230886

E-mail: info@uttlab.com

<http://www.uttlab.com>

UTTR-RF-RSS247-V1.0





**Shenzhen UnionTrust Quality and Technology Co., Ltd.**

Address: 16/F, Block A, Building 6, Baoneng Science and Technology Park, Qingxiang Road No.1, Longhua New District, Shenzhen, China

Tel: +86-755-28230888

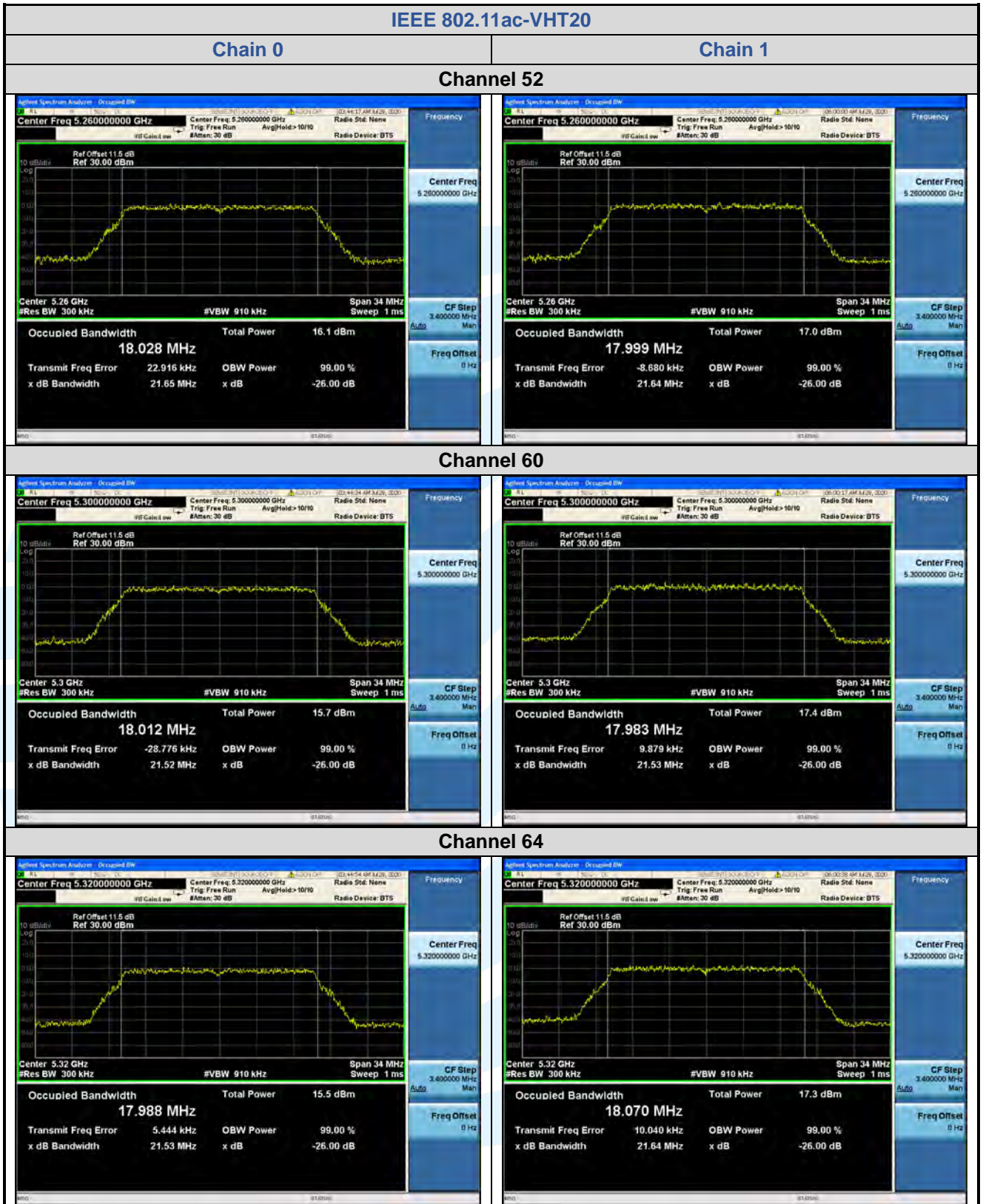
Fax: +86-755-28230886

E-mail: info@uttlab.com

<http://www.uttlab.com>

UTTR-RF-RSS247-V1.0





**Shenzhen UnionTrust Quality and Technology Co., Ltd.**

Address: 16/F, Block A, Building 6, Baoneng Science and Technology Park, Qingxiang Road No.1, Longhua New District, Shenzhen, China

Tel: +86-755-28230888

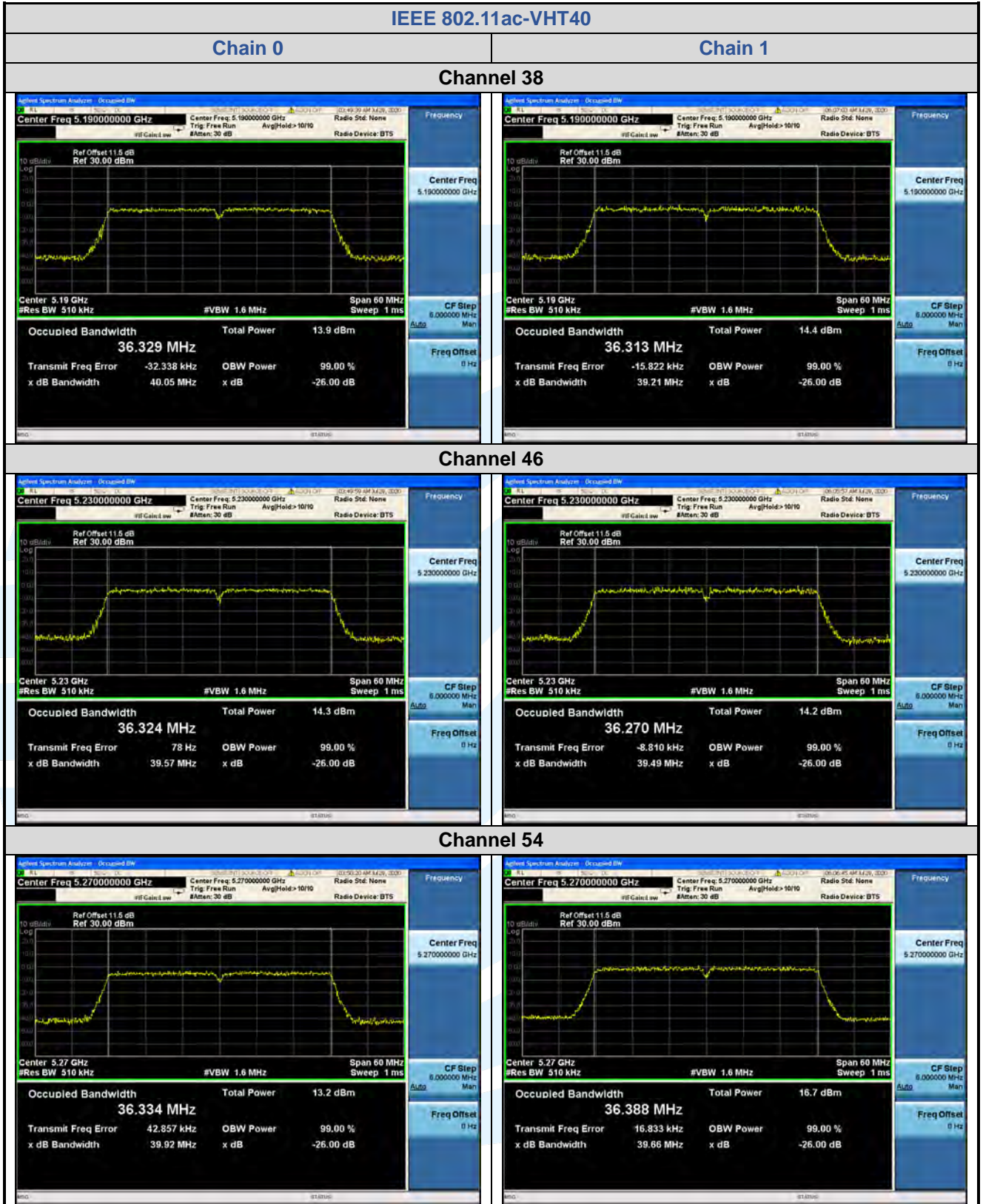
Fax: +86-755-28230886

E-mail: info@uttlab.com

<http://www.uttlab.com>

UTTR-RF-RSS247-V1.0





**Shenzhen UnionTrust Quality and Technology Co., Ltd.**

Address: 16/F, Block A, Building 6, Baoneng Science and Technology Park, Qingxiang Road No.1, Longhua New District, Shenzhen, China

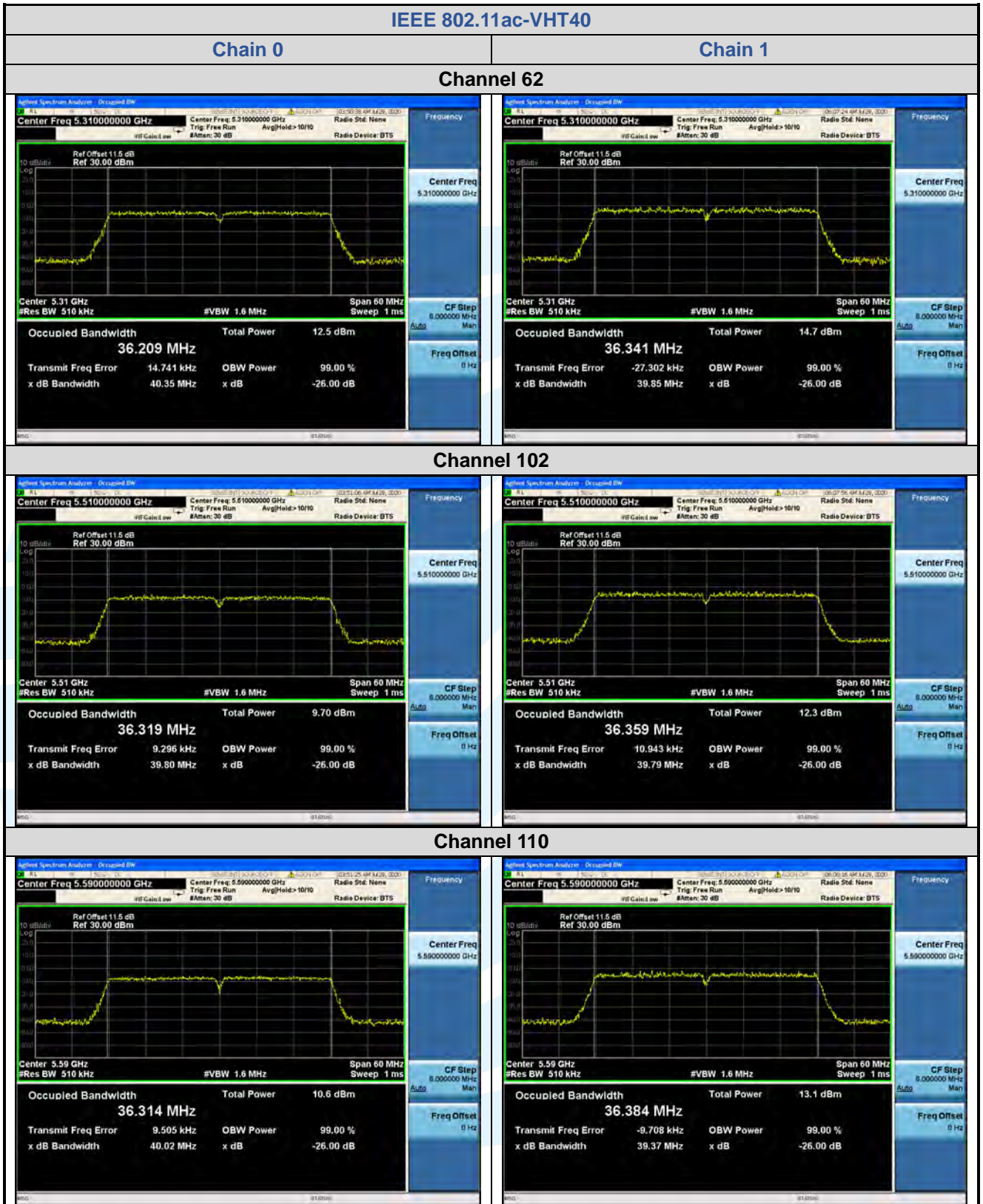
Tel: +86-755-28230888

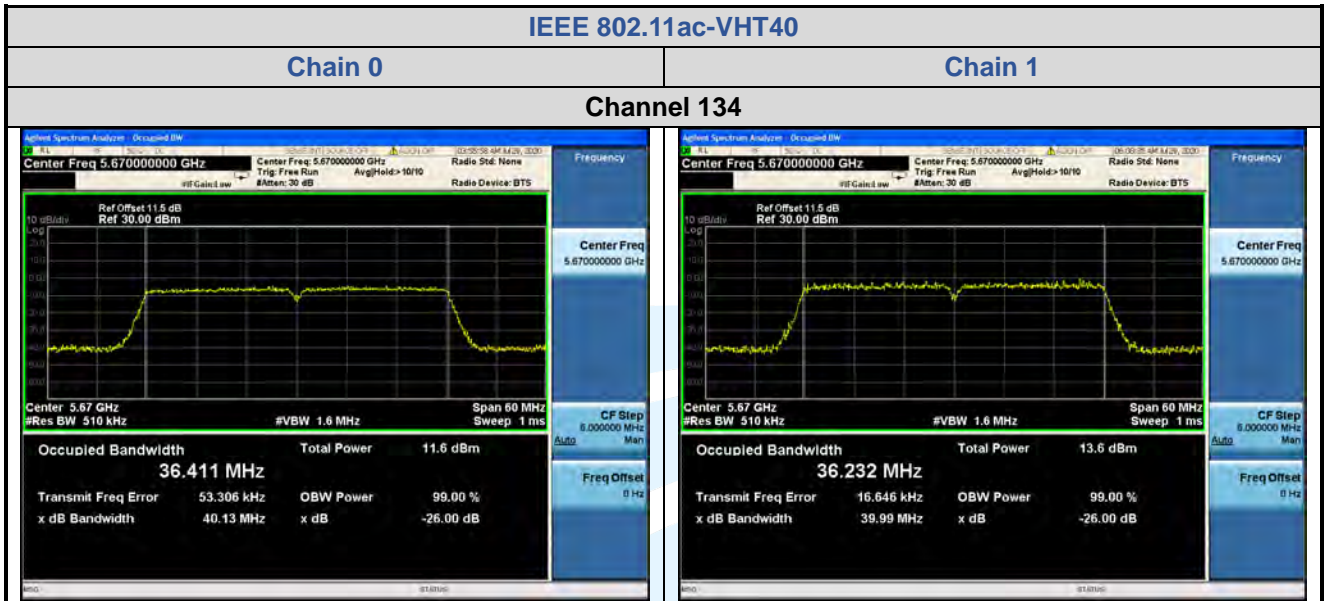
Fax: +86-755-28230886

E-mail: info@uttlab.com

<http://www.uttlab.com>

UTTR-RF-RSS247-V1.0





**Shenzhen UnionTrust Quality and Technology Co., Ltd.**

Address: 16/F, Block A, Building 6, Baoneng Science and Technology Park, Qingxiang Road No.1, Longhua New District, Shenzhen, China

Tel: +86-755-28230888

Fax: +86-755-28230886

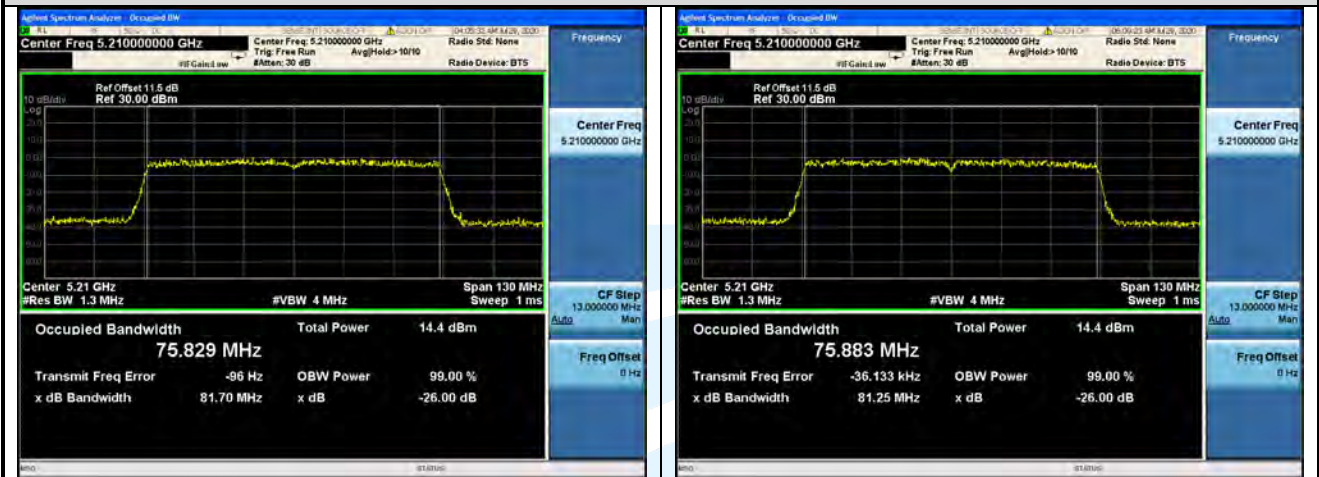
E-mail: info@uttlab.com

<http://www.uttlab.com>

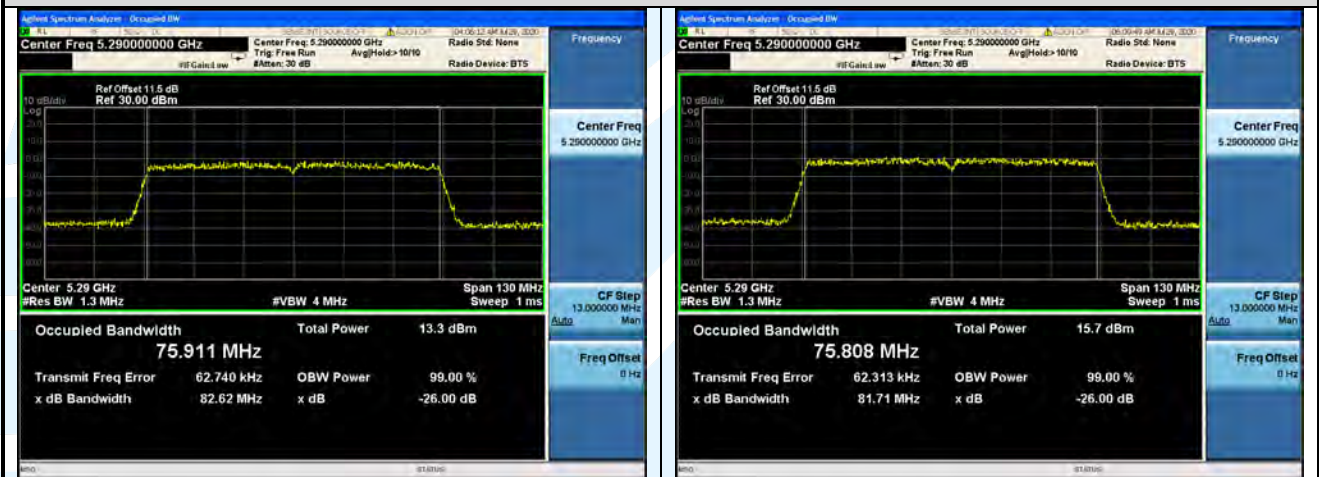
UTTR-RF-RSS247-V1.0

IEEE 802.11ac-VHT80

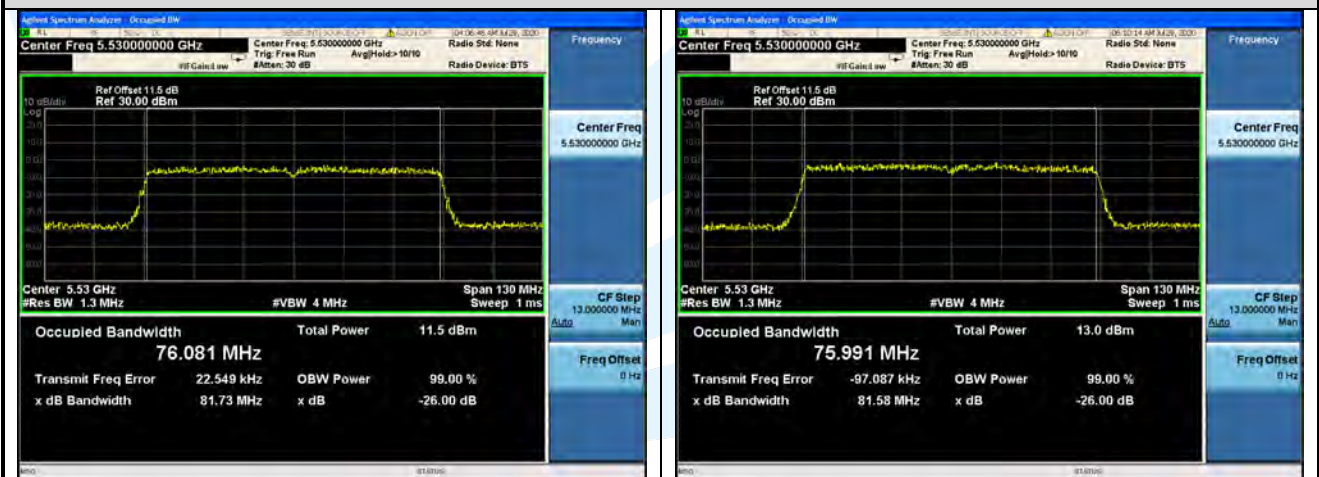
Channel 42



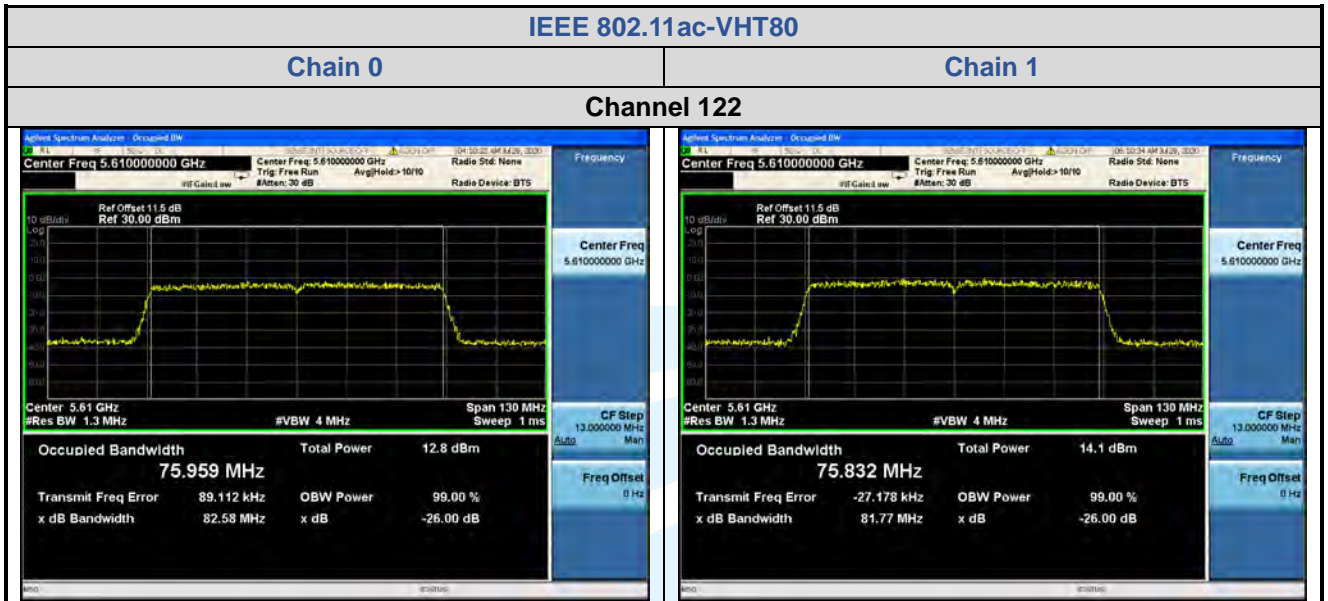
Channel 58



Channel 106







**Shenzhen UnionTrust Quality and Technology Co., Ltd.**

Address: 16/F, Block A, Building 6, Baoneng Science and Technology Park, Qingxiang Road No.1, Longhua New District, Shenzhen, China

Tel: +86-755-28230888

Fax: +86-755-28230886

E-mail: info@uttlab.com

<http://www.uttlab.com>

UTTR-RF-RSS247-V1.0

## 5.46 DB BANDWIDTH & OCCUPIED BANDWIDTH

**Test Requirement:** FCC 47 CFR Part 15 Subpart E Section 15.407 (e)  
RSS-247 Issue 2 Section 6.2.4.1

**Test Method:** KDB 789033 D02 v02r01 Section C.2

**Limit:** Within the 5.725-5.85 GHz band, the minimum 6 dB bandwidth of U-NII devices shall be at least 500 kHz.

**Test Procedure:**

The output from the transmitter was connected to an attenuator and then to the input of the RF Spectrum Analyzer.

Spectrum analyzer according to the following Settings:

**6dB Bandwidth**

- a) Set RBW = 100 kHz.
- b) Set the video bandwidth (VBW)  $\geq 3 * RBW$ .
- c) Detector = Peak.
- d) Trace mode = max hold.
- e) Sweep = auto couple.
- f) Allow the trace to stabilize.
- g) Measure the maximum width of the emission that is constrained by the frequencies associated with the two outermost amplitude points (upper and lower frequencies) that are attenuated by 6 dB relative to the maximum level measured in the fundamental emission.

**Occupied Bandwidth**

- a) Set RBW = 1% to 5% of the occupied bandwidth
- b) Set the video bandwidth (VBW)  $\geq 3 * RBW$ .
- c) Detector = Peak.
- d) Trace mode = max hold.
- e) Sweep = auto couple.
- f) Allow the trace to stabilize.

Note: The cable loss and attenuator loss were offset into measure device as an amplitude offset.

**Test Setup:** Refer to section 4.5.3 for details.

**Instruments Used:** Refer to section 3 for details

**Test Mode:** Transmitter mode

**Test Results:** Pass

**Test Data:**

| Mode                   | Channel/<br>Frequency<br>(MHz) | 6 dB Bandwidth<br>(MHz) |         | 99% Bandwidth (MHz) |         | 6 dB<br>Bandwidth<br>Limit | Pass /<br>Fail |
|------------------------|--------------------------------|-------------------------|---------|---------------------|---------|----------------------------|----------------|
|                        |                                | Chain 0                 | Chain 1 | Chain 0             | Chain 1 |                            |                |
| IEEE 802.11a           | 149 (5745)                     | 16.41                   | 16.39   | 17.053              | 17.041  | > 500 kHz                  | Pass           |
|                        | 157 (5785)                     | 16.39                   | 16.38   | 17.017              | 17.095  | > 500 kHz                  | Pass           |
|                        | 165 (5825)                     | 16.36                   | 16.35   | 17.013              | 16.979  | > 500 kHz                  | Pass           |
| IEEE<br>802.11n-HT20   | 149 (5745)                     | 17.63                   | 17.64   | 18.057              | 17.964  | > 500 kHz                  | Pass           |
|                        | 157 (5785)                     | 17.61                   | 17.62   | 18.141              | 18.012  | > 500 kHz                  | Pass           |
|                        | 165 (5825)                     | 17.55                   | 17.64   | 18.072              | 18.062  | > 500 kHz                  | Pass           |
| IEEE<br>802.11n-HT40   | 151 (5755)                     | 36.37                   | 36.38   | 36.330              | 36.418  | > 500 kHz                  | Pass           |
|                        | 159 (5795)                     | 36.36                   | 36.46   | 36.322              | 36.366  | > 500 kHz                  | Pass           |
| IEEE<br>802.11ac-VHT20 | 149 (5745)                     | 17.71                   | 17.74   | 18.025              | 17.969  | > 500 kHz                  | Pass           |
|                        | 157 (5785)                     | 17.66                   | 17.60   | 17.996              | 17.982  | > 500 kHz                  | Pass           |
|                        | 165 (5825)                     | 17.64                   | 17.60   | 18.169              | 18.018  | > 500 kHz                  | Pass           |
| IEEE<br>802.11ac-VHT40 | 151 (5755)                     | 36.11                   | 36.37   | 36.296              | 36.411  | > 500 kHz                  | Pass           |
|                        | 159 (5795)                     | 36.39                   | 36.40   | 36.333              | 36.343  | > 500 kHz                  | Pass           |
| IEEE<br>802.11ac-VHT80 | 155 (5775)                     | 75.26                   | 75.83   | 75.736              | 75.691  | > 500 kHz                  | Pass           |

**Shenzhen UnionTrust Quality and Technology Co., Ltd.**

Address: 16/F, Block A, Building 6, Baoneng Science and Technology Park, Qingxiang Road No.1, Longhua New District, Shenzhen, China

Tel: +86-755-28230888

Fax: +86-755-28230886

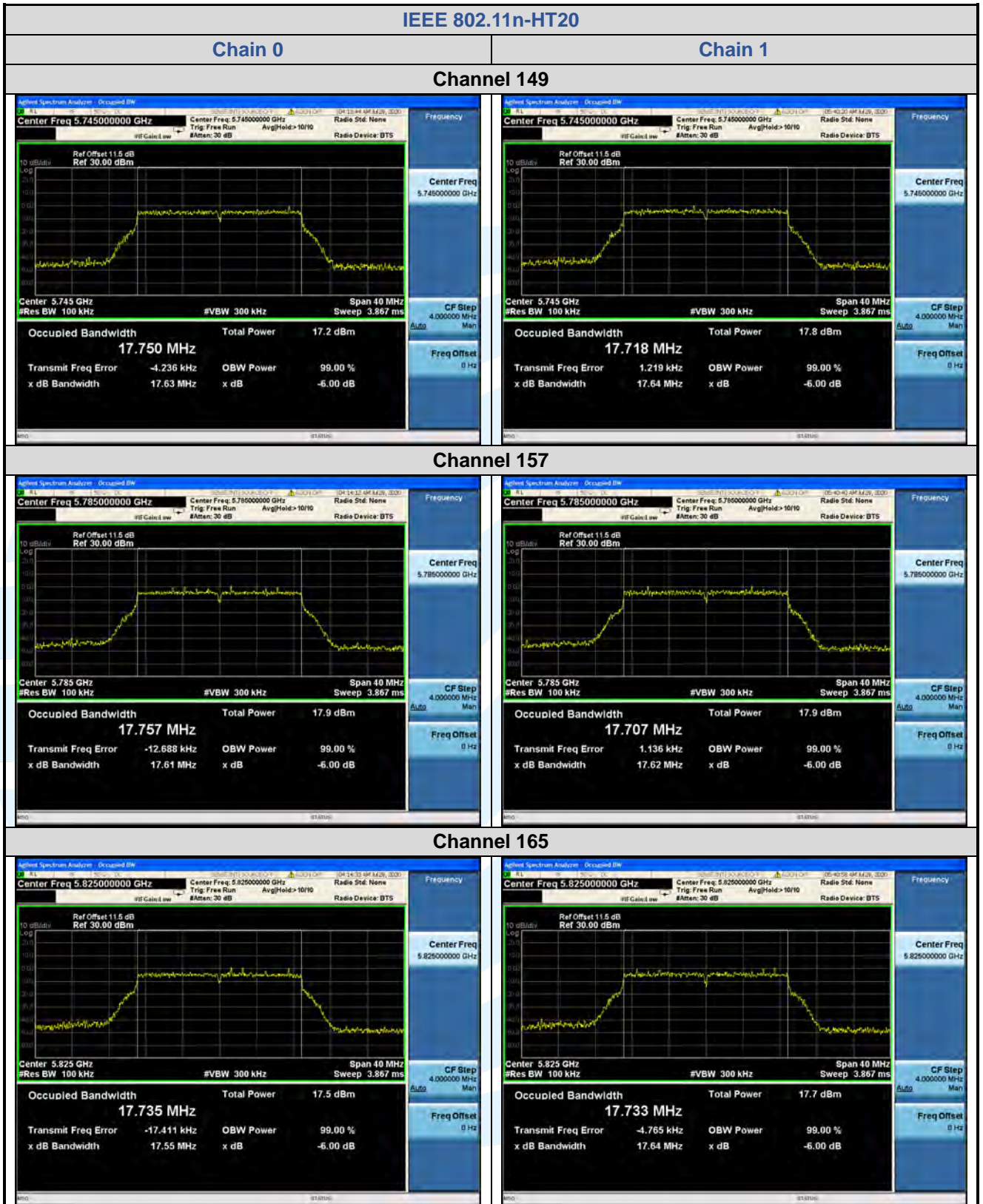
E-mail: info@uttlab.com

<http://www.uttlab.com>

UTTR-RF-RSS247-V1.0

The test plots as follows:  
**6 dB Bandwidth**





**Shenzhen UnionTrust Quality and Technology Co., Ltd.**

Address: 16/F, Block A, Building 6, Baoneng Science and Technology Park, Qingxiang Road No.1, Longhua New District, Shenzhen, China

Tel: +86-755-28230888

Fax: +86-755-28230886

E-mail: info@uttlab.com

<http://www.uttlab.com>

UTTR-RF-RSS247-V1.0



**Shenzhen UnionTrust Quality and Technology Co., Ltd.**

Address: 16/F, Block A, Building 6, Baoneng Science and Technology Park, Qingxiang Road No.1, Longhua New District, Shenzhen, China

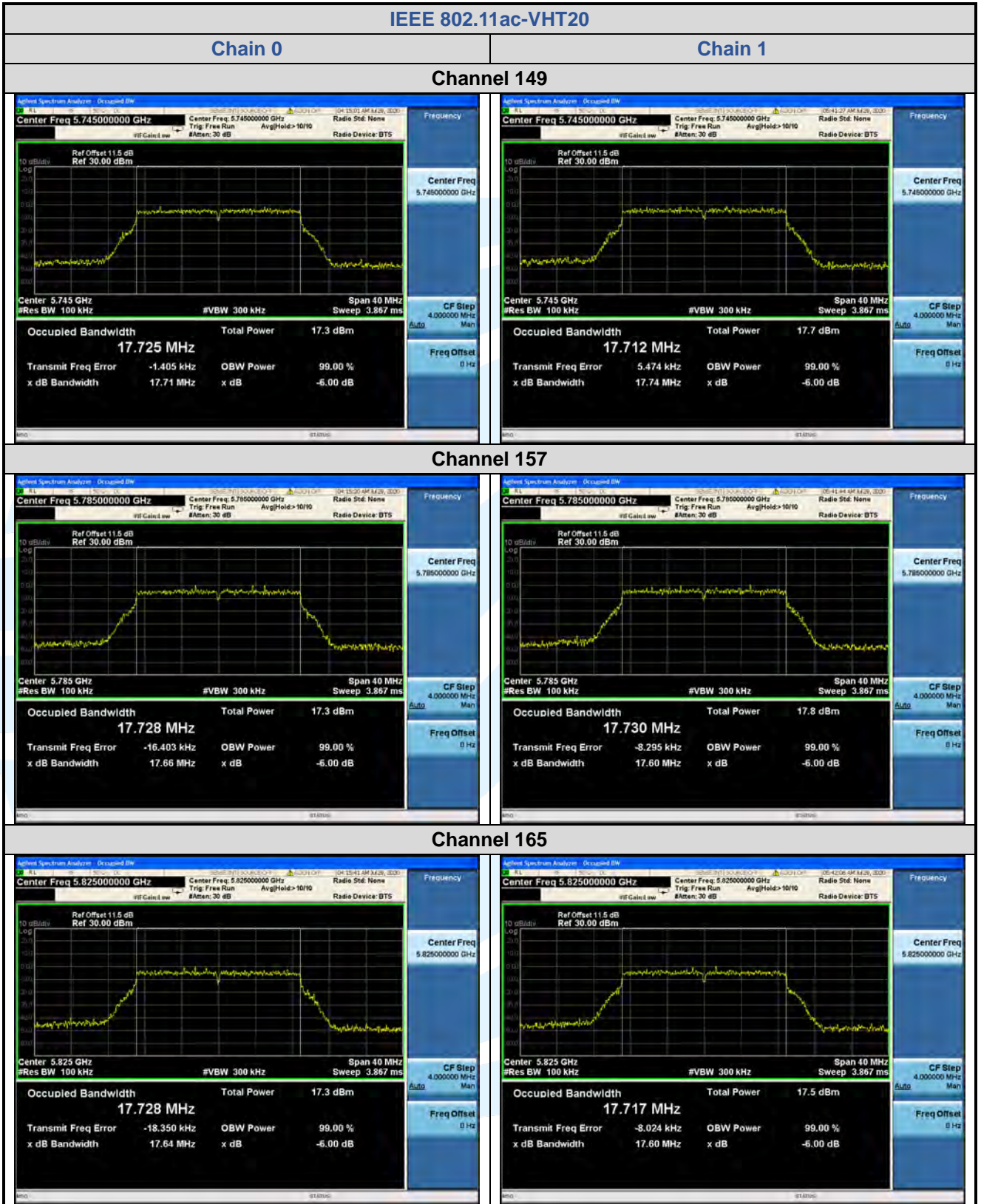
Tel: +86-755-28230888

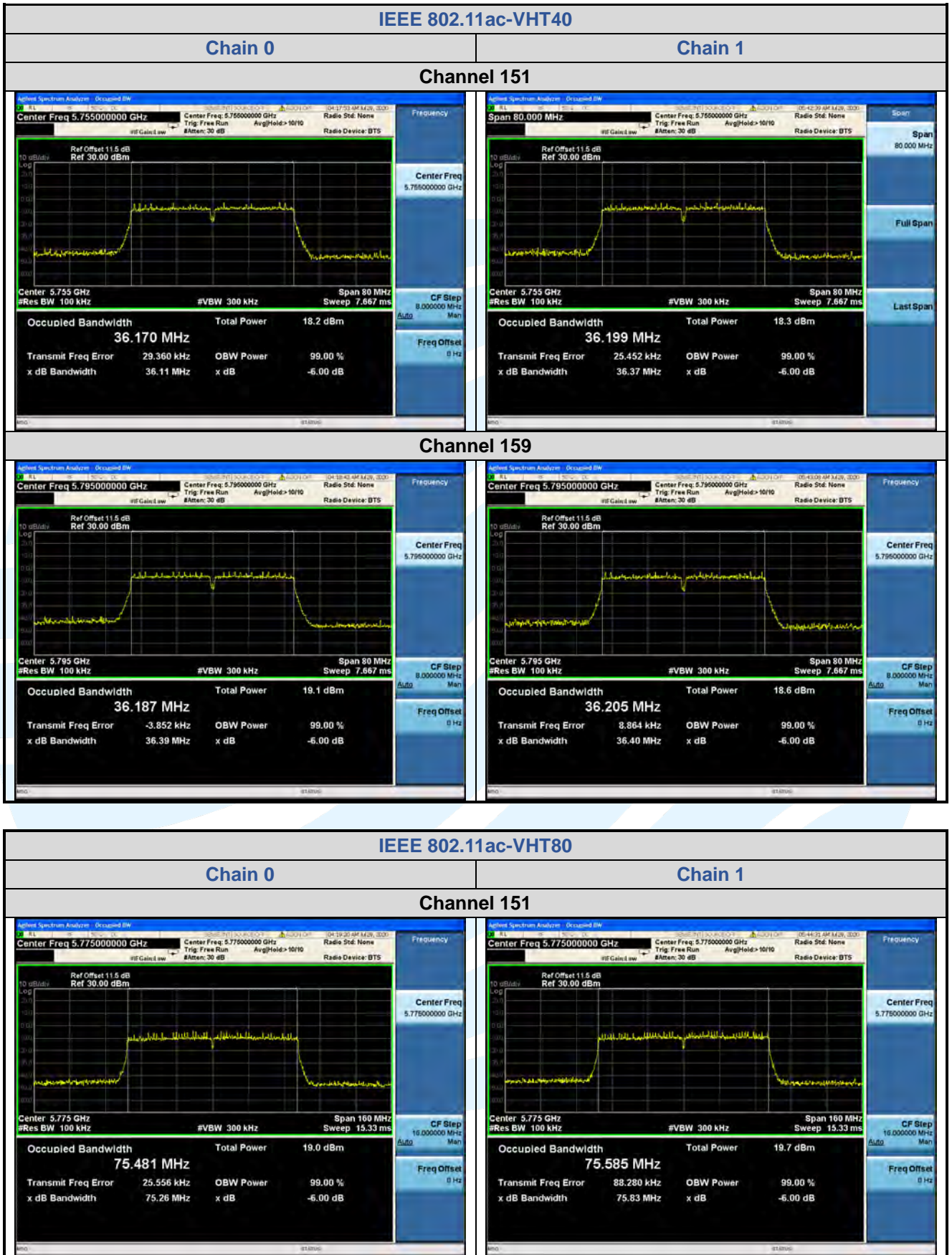
Fax: +86-755-28230886

E-mail: info@uttlab.com

<http://www.uttlab.com>

UTTR-RF-RSS247-V1.0





**Shenzhen UnionTrust Quality and Technology Co., Ltd.**

Address: 16/F, Block A, Building 6, Baoneng Science and Technology Park, Qingxiang Road No.1, Longhua New District, Shenzhen, China

Tel: +86-755-28230888

Fax: +86-755-28230886

E-mail: info@uttlab.com

<http://www.uttlab.com>

UTTR-RF-RSS247-V1.0



## Occupied Bandwidth

