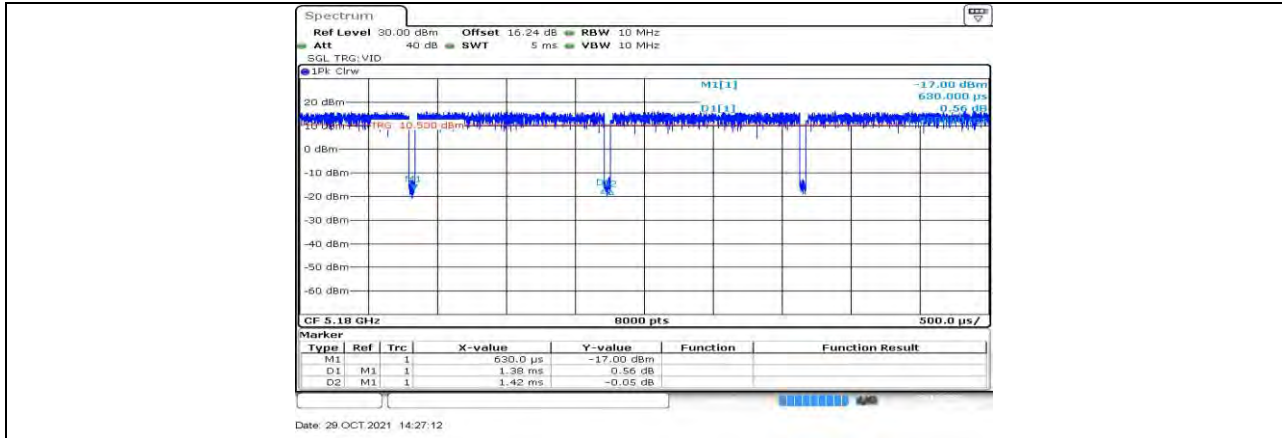
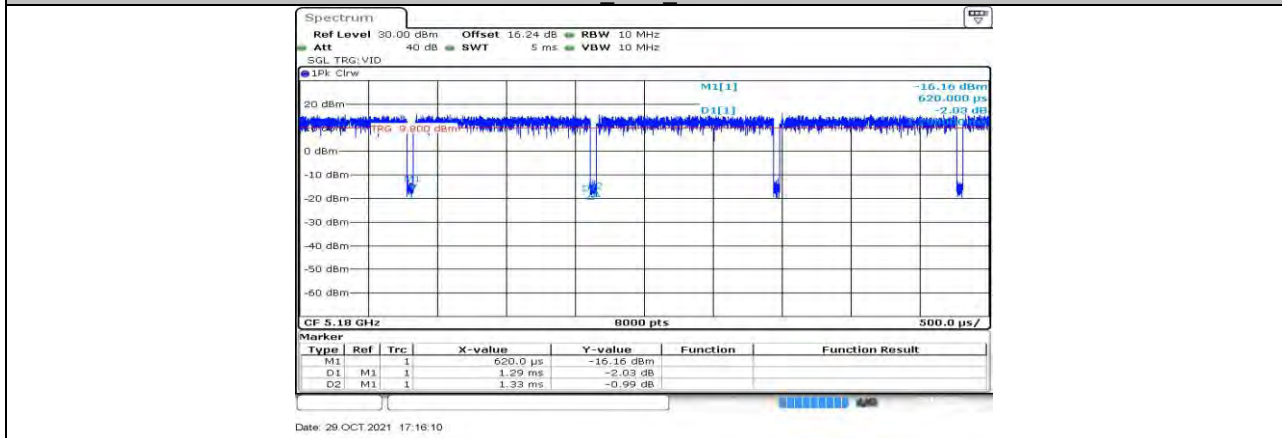




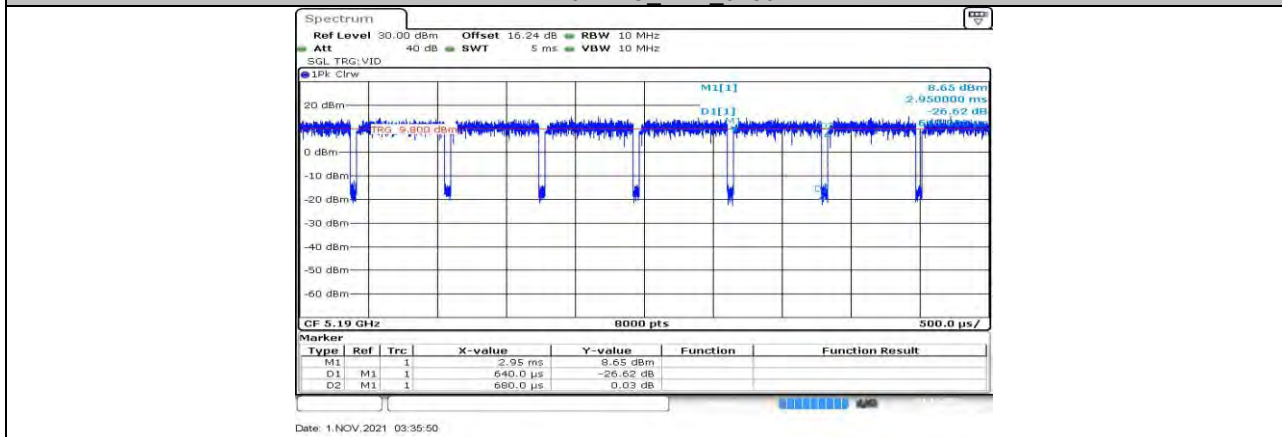
12.6.2. Test Graphs



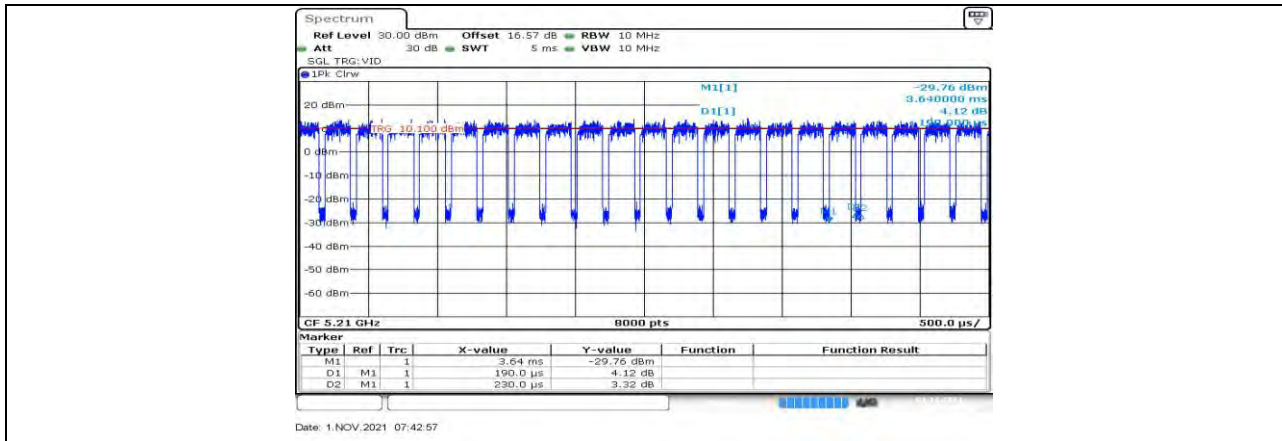
11A Ant1 5180



11N20MIMO Ant1 5180



11N40MIMO Ant1 5190



11AC80MIMO_Ant1_5210

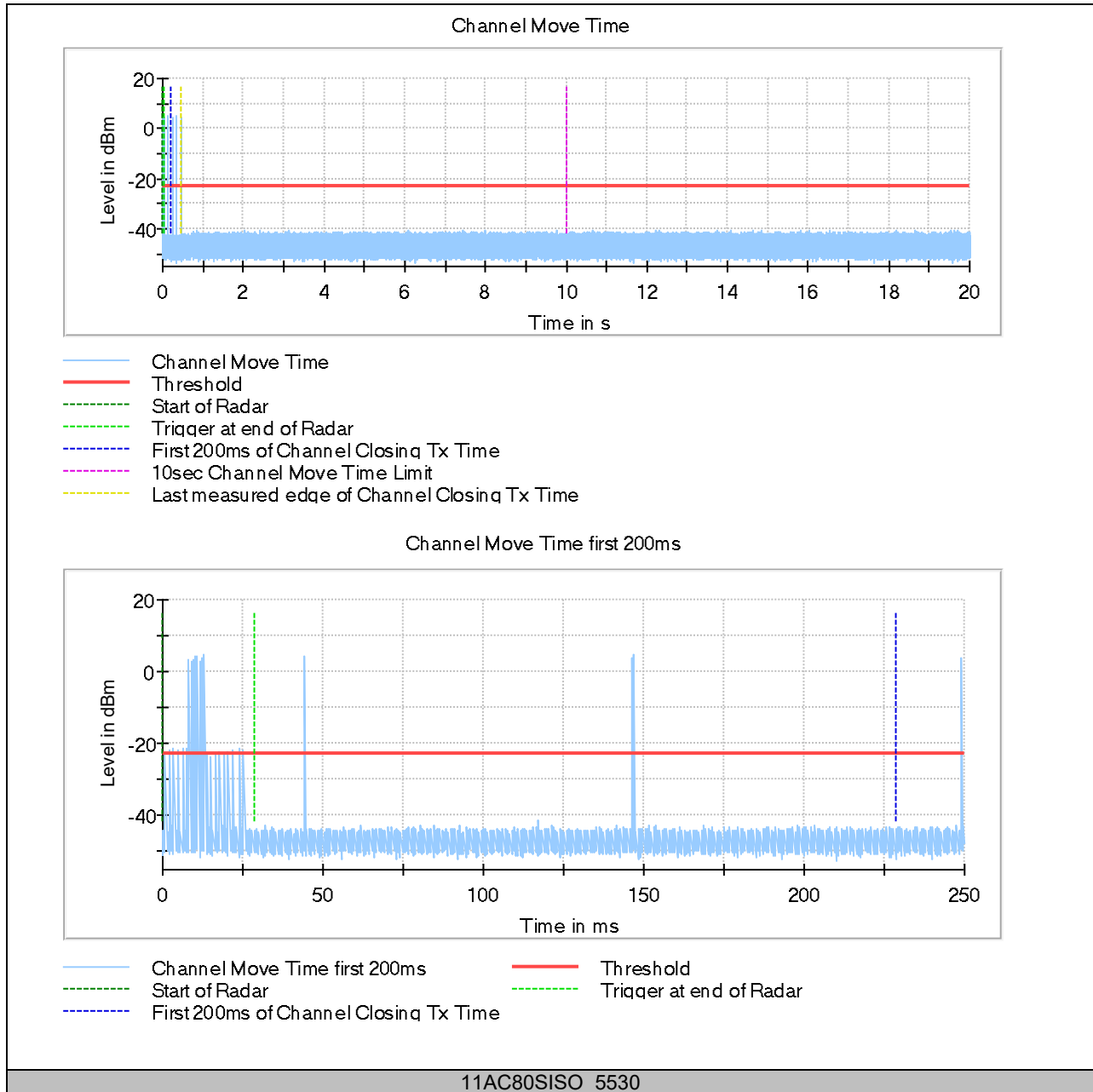


12.7. Appendix E: Channel Move Time and Channel Closing Transmission Time

12.7.1. Test Result

Test Mode	Channel	CCT[ms]	Limit[ms]	CMT[ms]	Limit[ms]	Verdict
11AC80	5530	200+0.6	200+60	0.426	10000	PASS

12.7.2. Test Graphs



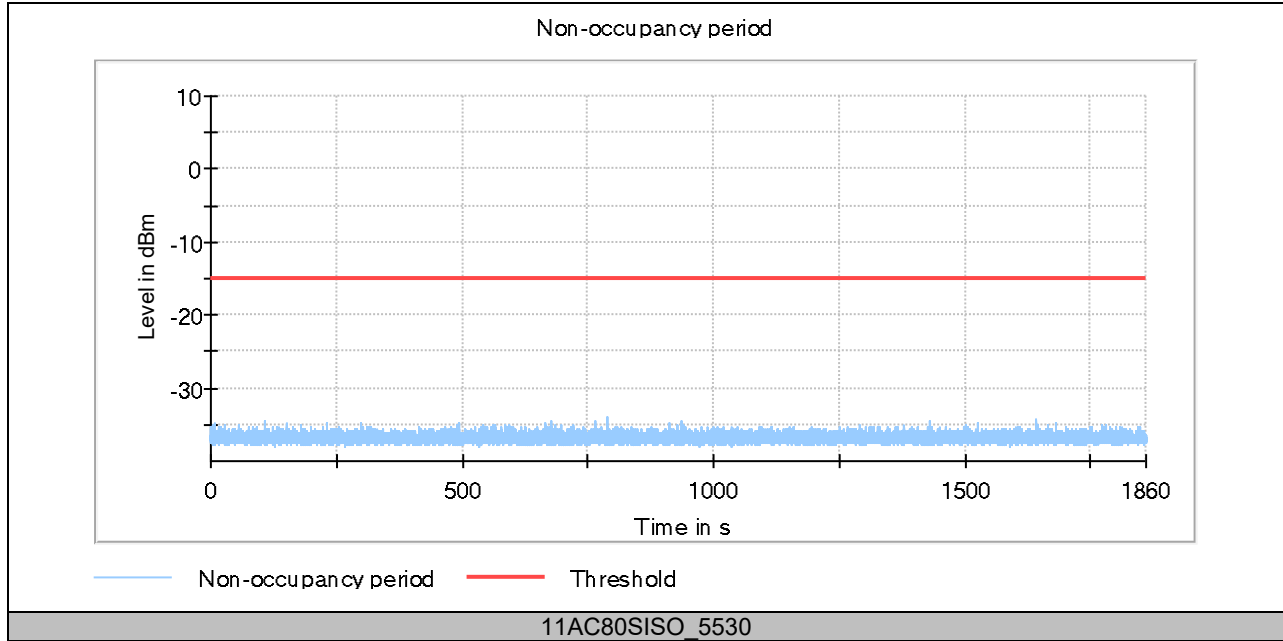


12.8. Appendix F: Non-Occupancy Period

Test Result

Test Mode	Channel	Result	Limit[s]	Verdict
11AC80	5530	see test graph	>=1800	PASS

12.8.1. Test Graphs





12.9. Appendix G: Frequency Stability

12.9.1. Test Result

Frequency Error vs. Voltage									
802.11a20:5200MHz									
Temp.	Volt.	0 Minute		2 Minute		5 Minute		10 Minute	
		Freq.Error (MHz)	Tolerance (ppm)	Freq.Error (MHz)	Tolerance (ppm)	Freq.Error (MHz)	Tolerance (ppm)	Freq.Error (MHz)	Tolerance (ppm)
TN	VL	5199.9758	-4.66	5199.9907	-1.80	5200.0031	0.59	5200.0207	3.98
TN	VN	5199.9938	-1.19	5200.0225	4.33	5200.0009	0.17	5200.0107	2.06
TN	VH	5199.9848	-2.93	5200.0194	3.72	5199.9892	-2.08	5199.9983	-0.33
Frequency Error vs. Temperature									
802.11a:5200MHz									
Temp.	Volt.	0 Minute		2 Minute		5 Minute		10 Minute	
		Freq.Error (MHz)	Tolerance (ppm)	Freq.Error (MHz)	Tolerance (ppm)	Freq.Error (MHz)	Tolerance (ppm)	Freq.Error (MHz)	Tolerance (ppm)
40	VN	5200.0081	1.56	5200.0092	1.77	5199.9921	-1.52	5200.0151	2.90
30	VN	5200.0161	3.09	5200.0028	0.54	5199.9946	-1.04	5199.9788	-4.07
20	VN	5199.9959	-0.79	5199.9905	-1.82	5200.0101	1.94	5200.0132	2.54
10	VN	5199.9818	-3.49	5199.9972	-0.53	5199.9960	-0.77	5200.0051	0.97
0	VN	5199.9843	-3.02	5200.0083	1.59	5199.9845	-2.97	5200.0055	1.06

Note:

1. All antennas and test modes have been tested, only the worst data record in the report.
2. For the detail Test Conditions, please refer to section 10 TEST ENVIRONMENT.



Frequency Error vs. Voltage									
802.11a:5825MHz									
Temp.	Volt.	0 Minute		2 Minute		5 Minute		10 Minute	
		Freq.Error (MHz)	Tolerance (ppm)	Freq.Error (MHz)	Tolerance (ppm)	Freq.Error (MHz)	Tolerance (ppm)	Freq.Error (MHz)	Tolerance (ppm)
TN	VL	5825.0133	2.28	5824.9959	-0.71	5824.9928	-1.23	5824.9896	-1.79
TN	VN	5825.0225	3.86	5824.9983	-0.29	5824.9958	-0.73	5824.9820	-3.08
TN	VH	5825.0199	3.42	5825.0184	3.16	5824.9843	-2.69	5825.0108	1.86

Frequency Error vs. Temperature									
802.11a:5825MHz									
Temp.	Volt.	0 Minute		2 Minute		5 Minute		10 Minute	
		Freq.Error (MHz)	Tolerance (ppm)	Freq.Error (MHz)	Tolerance (ppm)	Freq.Error (MHz)	Tolerance (ppm)	Freq.Error (MHz)	Tolerance (ppm)
40	VN	5825.0185	3.18	5825.0027	0.47	5825.0040	0.69	5824.9799	-3.45
30	VN	5824.9767	-4.00	5825.0097	1.66	5825.0001	0.01	5824.9909	-1.56
20	VN	5825.0229	3.93	5824.9999	-0.02	5825.0025	0.43	5824.9957	-0.74
10	VN	5825.0011	0.18	5825.0127	2.19	5824.9767	-4.00	5824.9825	-3.00
0	VN	5824.9760	-4.12	5825.0215	3.68	5824.9907	-1.60	5825.0038	0.64

Note:

1. All antennas and test modes have been tested, only the worst data record in the report.
2. For the detail Test Conditions, please refer to section 10 TEST ENVIRONMENT.

END OF REPORT