



HERMON LABORATORIES

Test specification: Section 15.247(d) / RSS-247 section 5.5, Conducted spurious emissions	
Test procedure: ANSI C63.10 section 11.12.2	
Test mode: Compliance	Verdict: PASS
Date(s): 28-Jul-19	
Temperature: 24 °C	Relative Humidity: 44 %
Air Pressure: 1004 hPa	Power: 48 VDC
Remarks:	

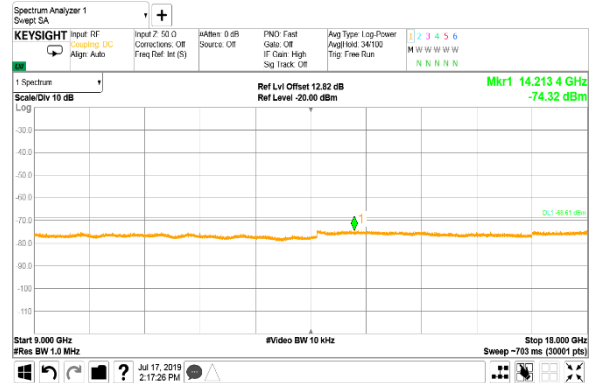
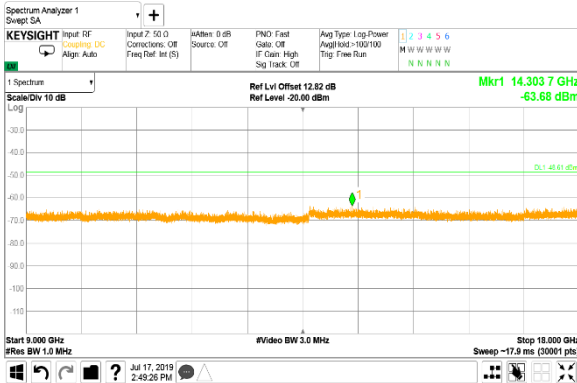
Plot 7.4.210 Spurious emission measurements in 9 - 18 GHz range at high carrier frequency

CHANNEL BANDWIDTH:
CONFIGURATION:
ANTENNA PORT:

5 MHz
ONE BEAM
#6

RBW = 1 MHz; VBW = 3 MHz

RBW = 1 MHz; VBW = 10 kHz



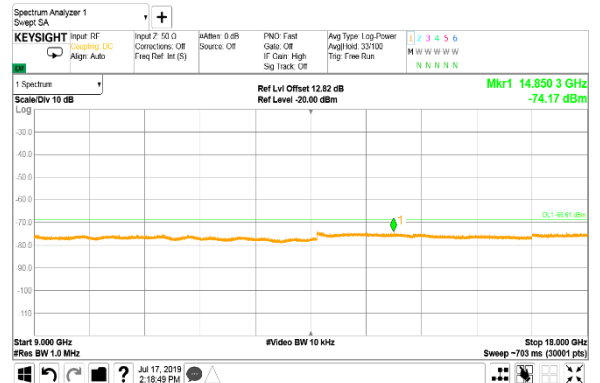
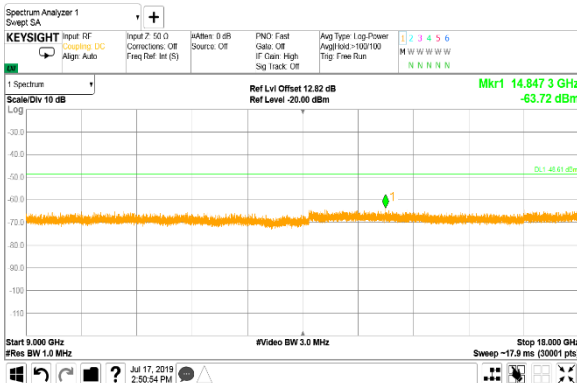
Plot 7.4.211 Spurious emission measurements in 9 - 18 GHz range at low carrier frequency

CHANNEL BANDWIDTH:
CONFIGURATION:
ANTENNA PORT:

5 MHz
ONE BEAM
#7

RBW = 1 MHz; VBW = 3 MHz

RBW = 1 MHz; VBW = 10 kHz





HERMON LABORATORIES

Test specification: Section 15.247(d) / RSS-247 section 5.5, Conducted spurious emissions	
Test procedure: ANSI C63.10 section 11.12.2	
Test mode: Compliance	Verdict: PASS
Date(s): 28-Jul-19	
Temperature: 24 °C	Relative Humidity: 44 %
Air Pressure: 1004 hPa	Power: 48 VDC
Remarks:	

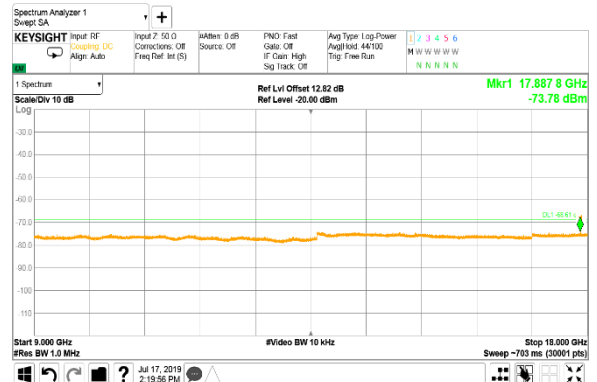
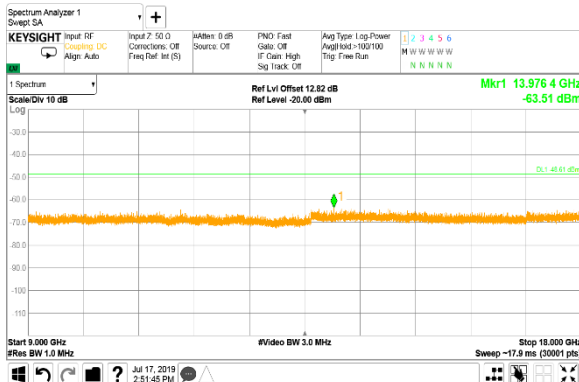
Plot 7.4.212 Spurious emission measurements in 9 - 18 GHz range at mid carrier frequency

CHANNEL BANDWIDTH:
CONFIGURATION:
ANTENNA PORT:

5 MHz
ONE BEAM
#7

RBW = 1 MHz; VBW = 3 MHz

RBW = 1 MHz; VBW = 10 kHz



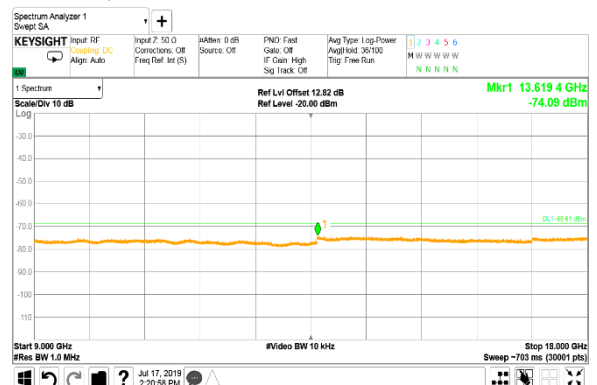
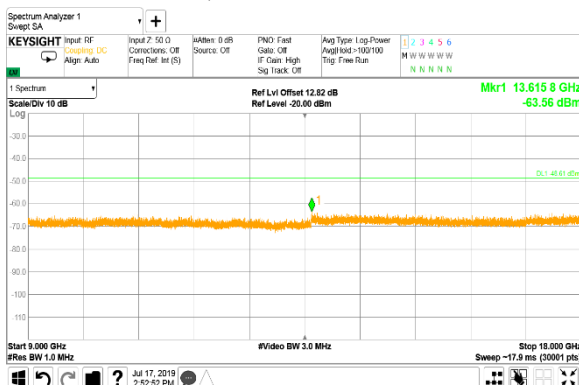
Plot 7.4.213 Spurious emission measurements in 9 - 18 GHz range at high carrier frequency

CHANNEL BANDWIDTH:
CONFIGURATION:
ANTENNA PORT:

5 MHz
ONE BEAM
#7

RBW = 1 MHz; VBW = 3 MHz

RBW = 1 MHz; VBW = 10 kHz





HERMON LABORATORIES

Test specification: Section 15.247(d) / RSS-247 section 5.5, Conducted spurious emissions			
Test procedure: ANSI C63.10 section 11.12.2			
Test mode: Compliance		Verdict: PASS	
Date(s): 28-Jul-19			
Temperature: 24 °C	Relative Humidity: 44 %	Air Pressure: 1004 hPa	Power: 48 VDC
Remarks:			

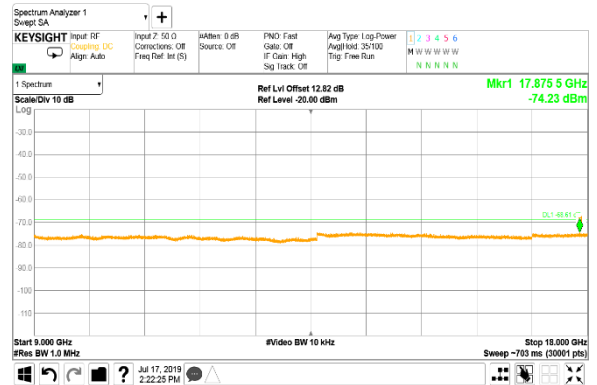
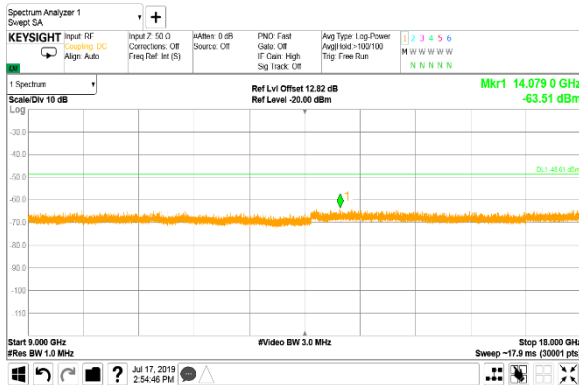
Plot 7.4.214 Spurious emission measurements in 9 - 18 GHz range at low carrier frequency

CHANNEL BANDWIDTH:
CONFIGURATION:
ANTENNA PORT:

5 MHz
ONE BEAM
#8

RBW = 1 MHz; VBW = 3 MHz

RBW = 1 MHz; VBW = 10 kHz



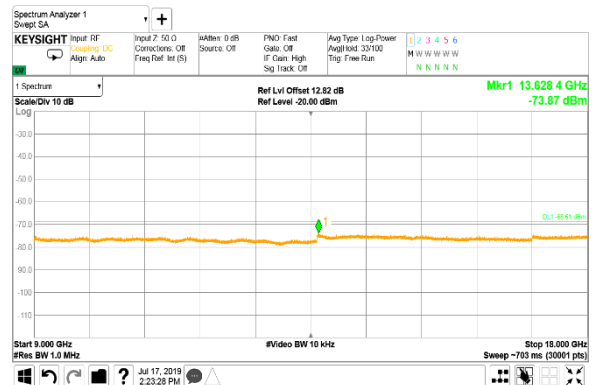
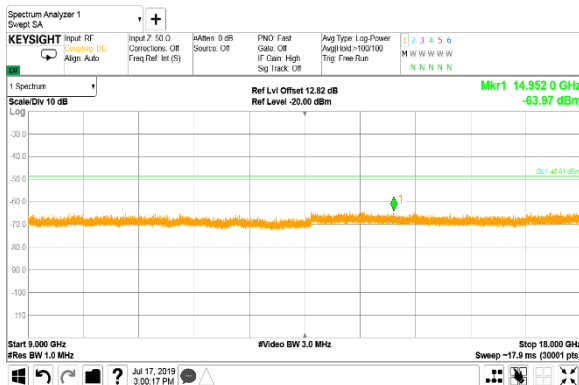
Plot 7.4.215 Spurious emission measurements in 9 - 18 GHz range at mid carrier frequency

CHANNEL BANDWIDTH:
CONFIGURATION:
ANTENNA PORT:

5 MHz
ONE BEAM
#8

RBW = 1 MHz; VBW = 3 MHz

RBW = 1 MHz; VBW = 10 kHz





HERMON LABORATORIES

Test specification: Section 15.247(d) / RSS-247 section 5.5, Conducted spurious emissions	
Test procedure: ANSI C63.10 section 11.12.2	
Test mode: Compliance	Verdict: PASS
Date(s): 28-Jul-19	
Temperature: 24 °C	Relative Humidity: 44 %
Air Pressure: 1004 hPa	Power: 48 VDC
Remarks:	

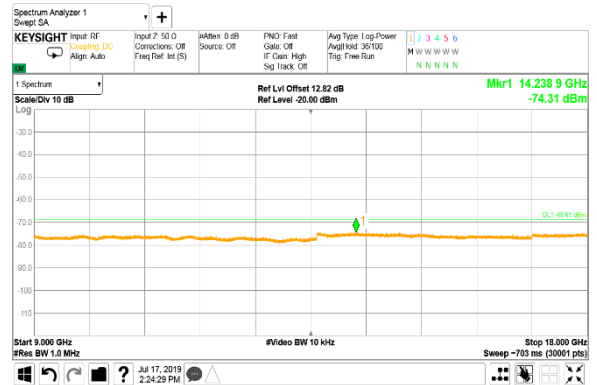
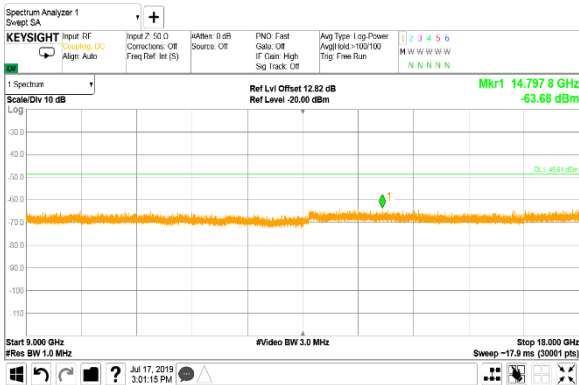
Plot 7.4.216 Spurious emission measurements in 9 - 18 GHz range at high carrier frequency

CHANNEL BANDWIDTH:
CONFIGURATION:
ANTENNA PORT:

5 MHz
ONE BEAM
#8

RBW = 1 MHz; VBW = 3 MHz

RBW = 1 MHz; VBW = 10 kHz



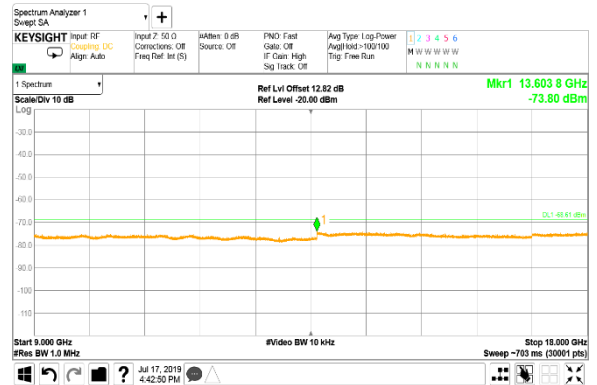
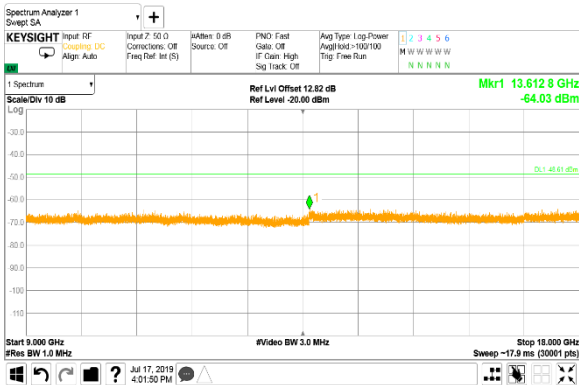
Plot 7.4.217 Spurious emission measurements in 9 - 18 GHz range at low carrier frequency

CHANNEL BANDWIDTH:
CONFIGURATION:
ANTENNA PORT:

10 MHz
ONE BEAM
#1

RBW = 1 MHz; VBW = 3 MHz

RBW = 1 MHz; VBW = 10 kHz





HERMON LABORATORIES

Test specification: Section 15.247(d) / RSS-247 section 5.5, Conducted spurious emissions	
Test procedure: ANSI C63.10 section 11.12.2	
Test mode: Compliance	Verdict: PASS
Date(s): 28-Jul-19	
Temperature: 24 °C	Relative Humidity: 44 %
Air Pressure: 1004 hPa	Power: 48 VDC
Remarks:	

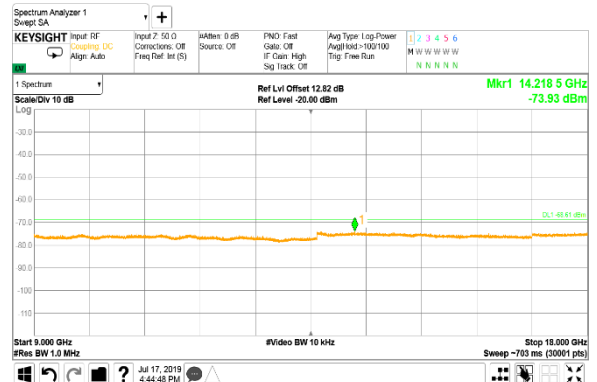
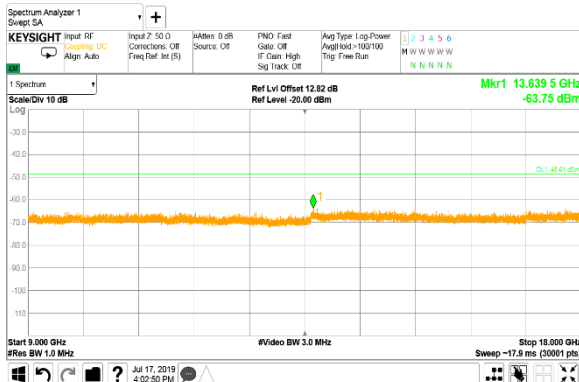
Plot 7.4.218 Spurious emission measurements in 9 - 18 GHz range at mid carrier frequency

CHANNEL BANDWIDTH:
CONFIGURATION:
ANTENNA PORT:

10 MHz
ONE BEAM
#1

RBW = 1 MHz; VBW = 3 MHz

RBW = 1 MHz; VBW = 10 kHz



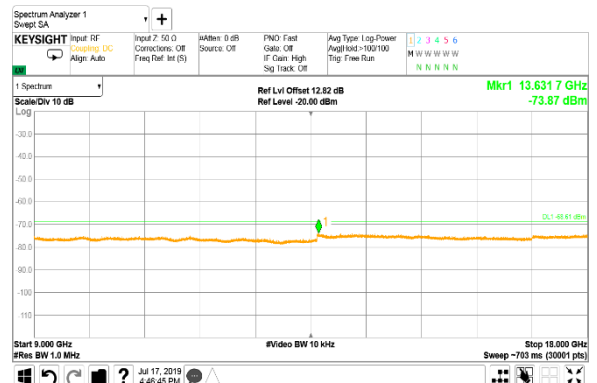
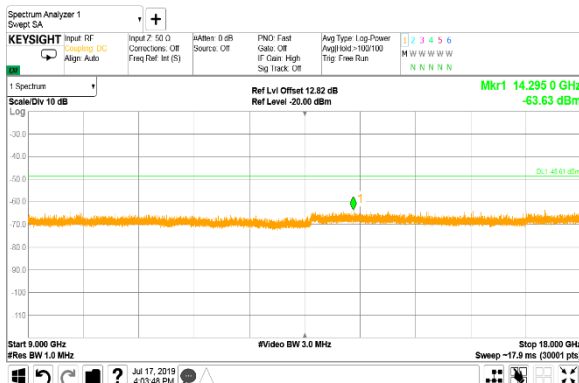
Plot 7.4.219 Spurious emission measurements in 9 - 18 GHz range at high carrier frequency

CHANNEL BANDWIDTH:
CONFIGURATION:
ANTENNA PORT:

10 MHz
ONE BEAM
#1

RBW = 1 MHz; VBW = 3 MHz

RBW = 1 MHz; VBW = 10 kHz





HERMON LABORATORIES

Test specification: Section 15.247(d) / RSS-247 section 5.5, Conducted spurious emissions	
Test procedure: ANSI C63.10 section 11.12.2	
Test mode: Compliance	Verdict: PASS
Date(s): 28-Jul-19	
Temperature: 24 °C	Relative Humidity: 44 %
Air Pressure: 1004 hPa	Power: 48 VDC
Remarks:	

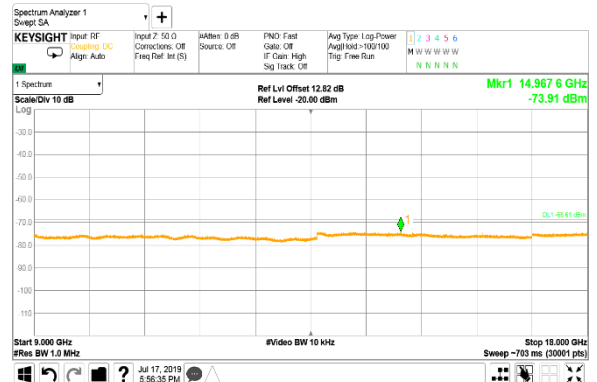
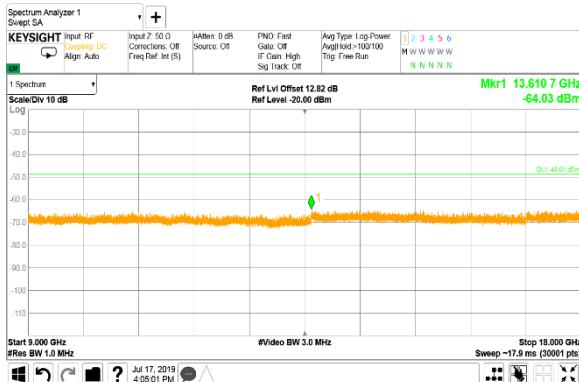
Plot 7.4.220 Spurious emission measurements in 9 - 18 GHz range at low carrier frequency

CHANNEL BANDWIDTH:
CONFIGURATION:
ANTENNA PORT:

10 MHz
ONE BEAM
#2

RBW = 1 MHz; VBW = 3 MHz

RBW = 1 MHz; VBW = 10 kHz



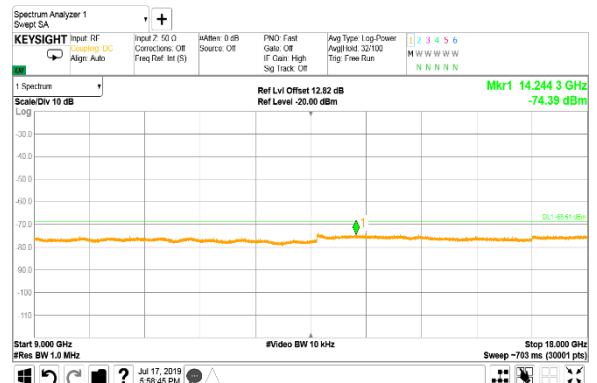
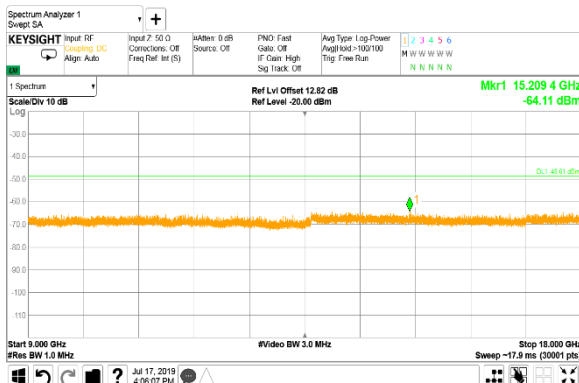
Plot 7.4.221 Spurious emission measurements in 9 - 18 GHz range at mid carrier frequency

CHANNEL BANDWIDTH:
CONFIGURATION:
ANTENNA PORT:

10 MHz
ONE BEAM
#2

RBW = 1 MHz; VBW = 3 MHz

RBW = 1 MHz; VBW = 10 kHz





HERMON LABORATORIES

Test specification: Section 15.247(d) / RSS-247 section 5.5, Conducted spurious emissions	
Test procedure: ANSI C63.10 section 11.12.2	
Test mode: Compliance	Verdict: PASS
Date(s): 28-Jul-19	
Temperature: 24 °C	Relative Humidity: 44 %
Air Pressure: 1004 hPa	Power: 48 VDC
Remarks:	

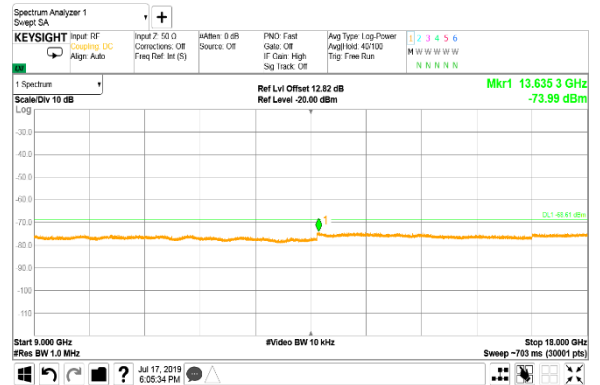
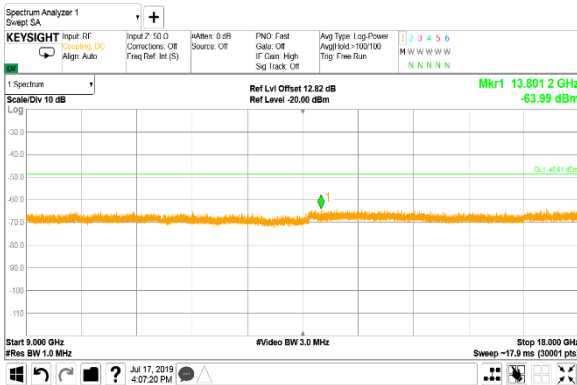
Plot 7.4.222 Spurious emission measurements in 9 - 18 GHz range at high carrier frequency

CHANNEL BANDWIDTH:
CONFIGURATION:
ANTENNA PORT:

10 MHz
ONE BEAM
#2

RBW = 1 MHz; VBW = 3 MHz

RBW = 1 MHz; VBW = 10 kHz



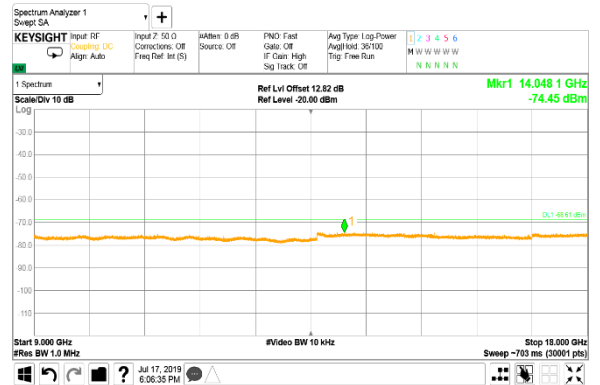
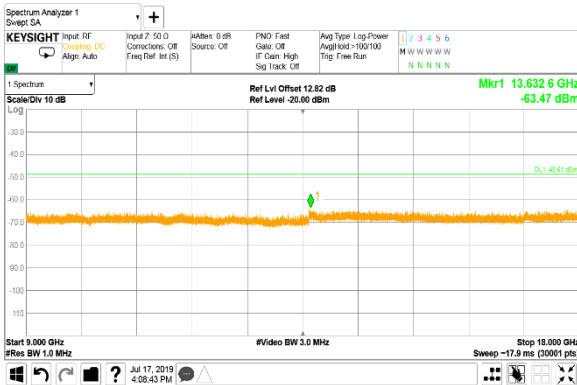
Plot 7.4.223 Spurious emission measurements in 9 - 18 GHz range at low carrier frequency

CHANNEL BANDWIDTH:
CONFIGURATION:
ANTENNA PORT:

10 MHz
ONE BEAM
#3

RBW = 1 MHz; VBW = 3 MHz

RBW = 1 MHz; VBW = 10 kHz





HERMON LABORATORIES

Test specification: Section 15.247(d) / RSS-247 section 5.5, Conducted spurious emissions			
Test procedure: ANSI C63.10 section 11.12.2			
Test mode: Compliance		Verdict: PASS	
Date(s): 28-Jul-19			
Temperature: 24 °C	Relative Humidity: 44 %	Air Pressure: 1004 hPa	Power: 48 VDC
Remarks:			

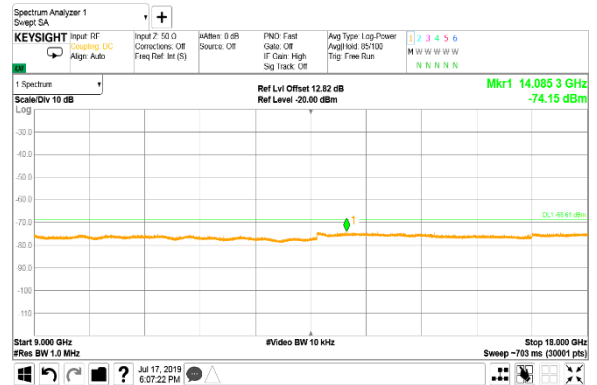
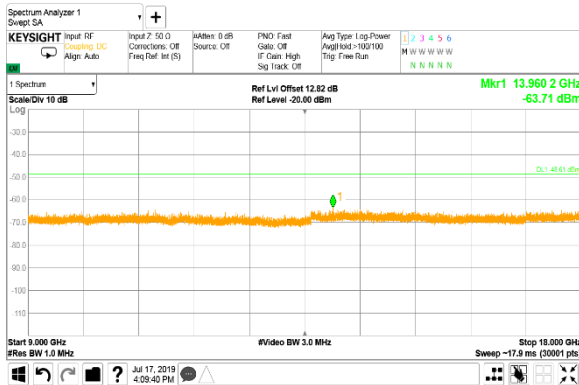
Plot 7.4.224 Spurious emission measurements in 9 - 18 GHz range at mid carrier frequency

CHANNEL BANDWIDTH:
CONFIGURATION:
ANTENNA PORT:

10 MHz
ONE BEAM
#3

RBW = 1 MHz; VBW = 3 MHz

RBW = 1 MHz; VBW = 10 kHz



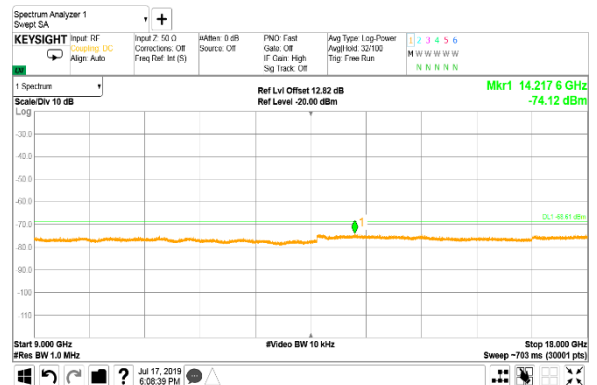
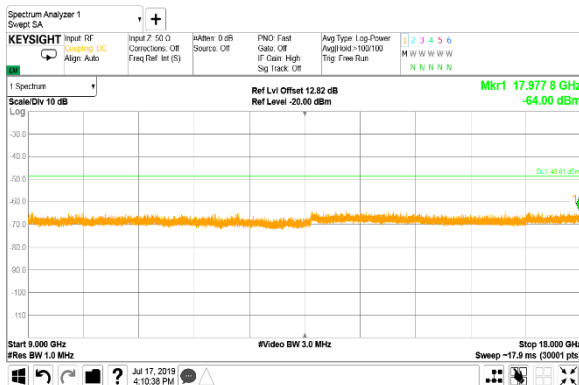
Plot 7.4.225 Spurious emission measurements in 9 - 18 GHz range at high carrier frequency

CHANNEL BANDWIDTH:
CONFIGURATION:
ANTENNA PORT:

10 MHz
ONE BEAM
#3

RBW = 1 MHz; VBW = 3 MHz

RBW = 1 MHz; VBW = 10 kHz





HERMON LABORATORIES

Test specification: Section 15.247(d) / RSS-247 section 5.5, Conducted spurious emissions			
Test procedure: ANSI C63.10 section 11.12.2			
Test mode: Compliance		Verdict: PASS	
Date(s): 28-Jul-19			
Temperature: 24 °C	Relative Humidity: 44 %	Air Pressure: 1004 hPa	Power: 48 VDC
Remarks:			

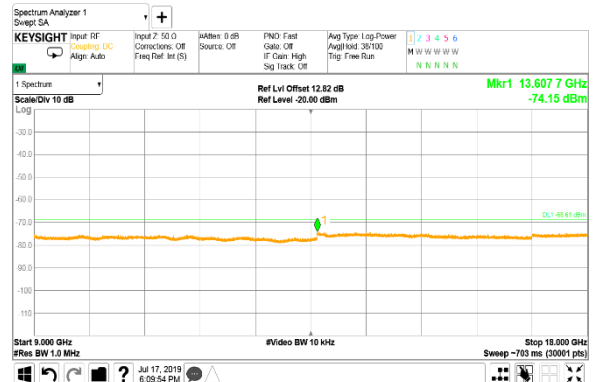
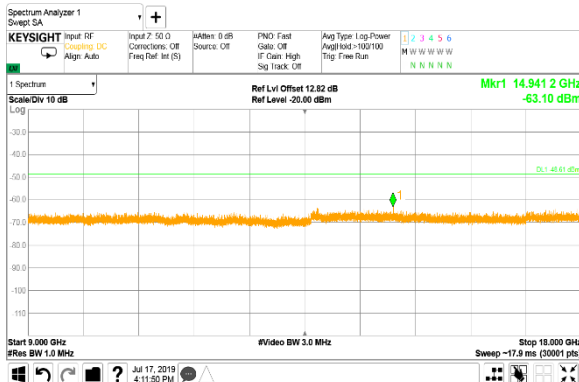
Plot 7.4.226 Spurious emission measurements in 9 - 18 GHz range at low carrier frequency

CHANNEL BANDWIDTH:
CONFIGURATION:
ANTENNA PORT:

10 MHz
ONE BEAM
#4

RBW = 1 MHz; VBW = 3 MHz

RBW = 1 MHz; VBW = 10 kHz



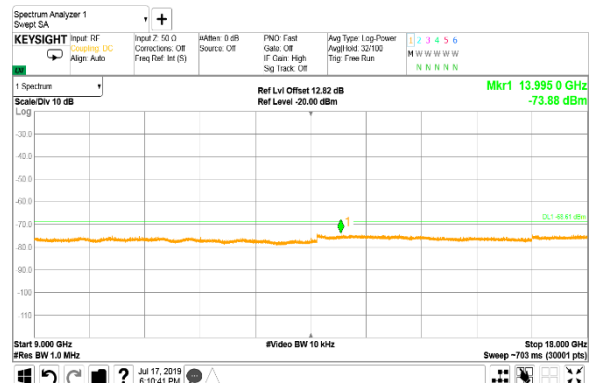
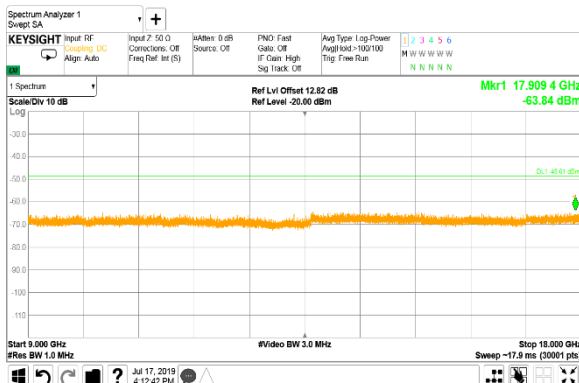
Plot 7.4.227 Spurious emission measurements in 9 - 18 GHz range at mid carrier frequency

CHANNEL BANDWIDTH:
CONFIGURATION:
ANTENNA PORT:

10 MHz
ONE BEAM
#4

RBW = 1 MHz; VBW = 3 MHz

RBW = 1 MHz; VBW = 10 kHz





HERMON LABORATORIES

Test specification: Section 15.247(d) / RSS-247 section 5.5, Conducted spurious emissions	
Test procedure: ANSI C63.10 section 11.12.2	
Test mode: Compliance	Verdict: PASS
Date(s): 28-Jul-19	
Temperature: 24 °C	Relative Humidity: 44 %
Air Pressure: 1004 hPa	Power: 48 VDC
Remarks:	

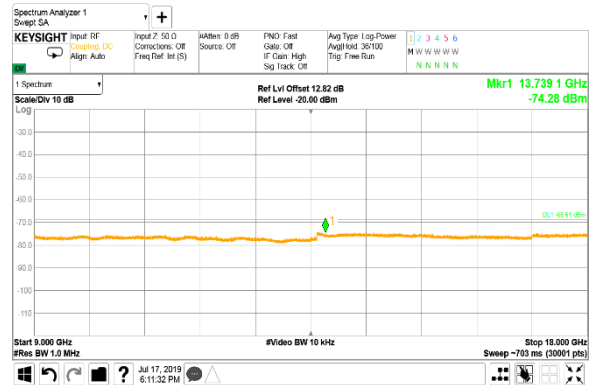
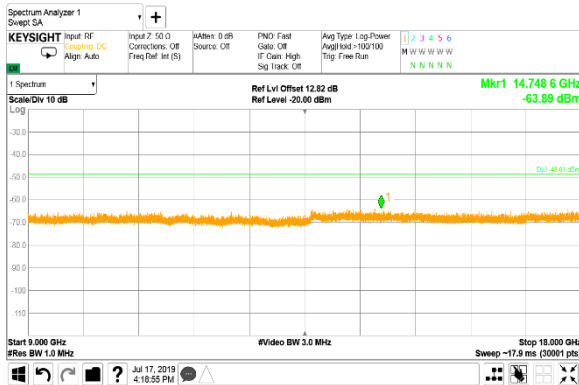
Plot 7.4.228 Spurious emission measurements in 9 - 18 GHz range at high carrier frequency

CHANNEL BANDWIDTH:
CONFIGURATION:
ANTENNA PORT:

10 MHz
ONE BEAM
#4

RBW = 1 MHz; VBW = 3 MHz

RBW = 1 MHz; VBW = 10 kHz



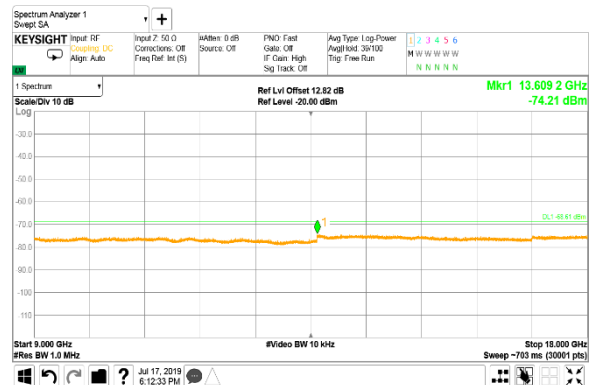
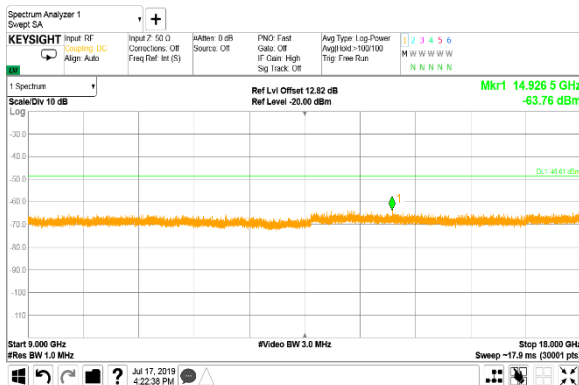
Plot 7.4.229 Spurious emission measurements in 9 - 18 GHz range at low carrier frequency

CHANNEL BANDWIDTH:
CONFIGURATION:
ANTENNA PORT:

10 MHz
ONE BEAM
#5

RBW = 1 MHz; VBW = 3 MHz

RBW = 1 MHz; VBW = 10 kHz





HERMON LABORATORIES

Test specification: Section 15.247(d) / RSS-247 section 5.5, Conducted spurious emissions			
Test procedure: ANSI C63.10 section 11.12.2			
Test mode: Compliance		Verdict: PASS	
Date(s): 28-Jul-19			
Temperature: 24 °C	Relative Humidity: 44 %	Air Pressure: 1004 hPa	Power: 48 VDC
Remarks:			

Plot 7.4.230 Spurious emission measurements in 9 - 18 GHz range at mid carrier frequency

CHANNEL BANDWIDTH:

10 MHz

CONFIGURATION:

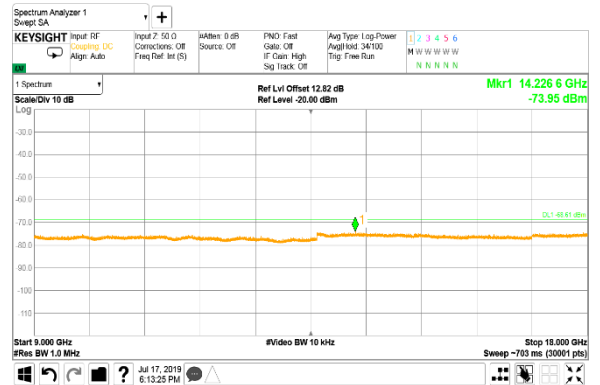
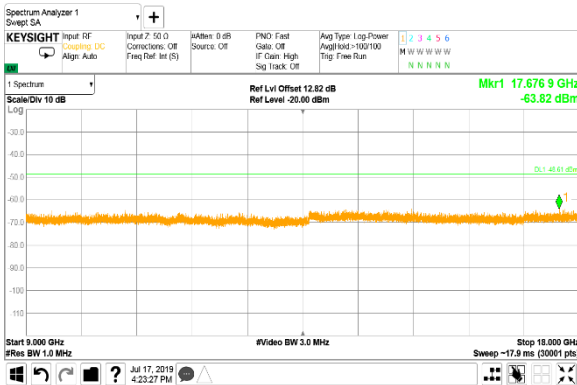
ONE BEAM

ANTENNA PORT:

#5

RBW = 1 MHz; VBW = 3 MHz

RBW = 1 MHz; VBW = 10 kHz



Plot 7.4.231 Spurious emission measurements in 9 - 18 GHz range at high carrier frequency

CHANNEL BANDWIDTH:

10 MHz

CONFIGURATION:

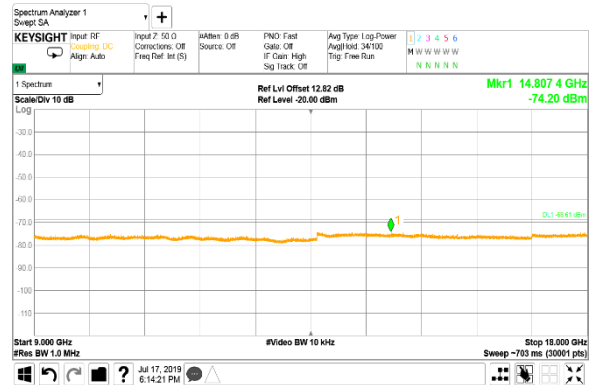
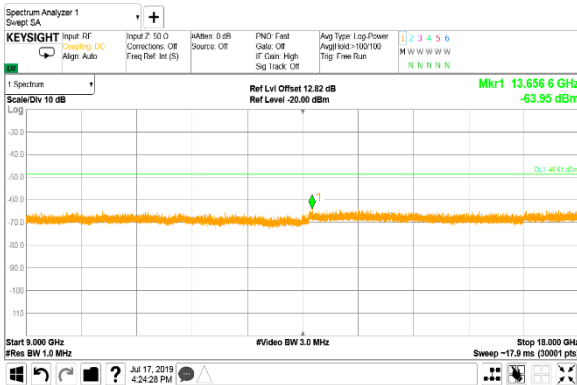
ONE BEAM

ANTENNA PORT:

#5

RBW = 1 MHz; VBW = 3 MHz

RBW = 1 MHz; VBW = 10 kHz





HERMON LABORATORIES

Test specification: Section 15.247(d) / RSS-247 section 5.5, Conducted spurious emissions	
Test procedure: ANSI C63.10 section 11.12.2	
Test mode: Compliance	Verdict: PASS
Date(s): 28-Jul-19	
Temperature: 24 °C	Relative Humidity: 44 %
Air Pressure: 1004 hPa	Power: 48 VDC
Remarks:	

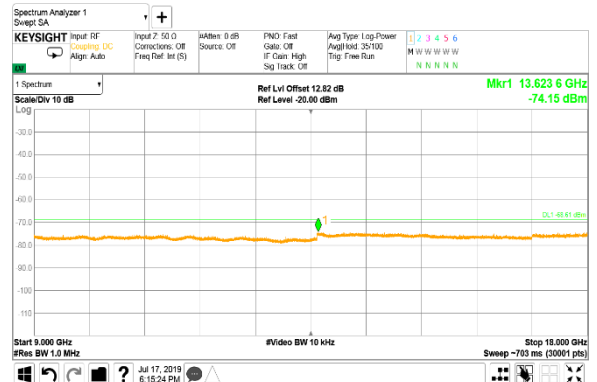
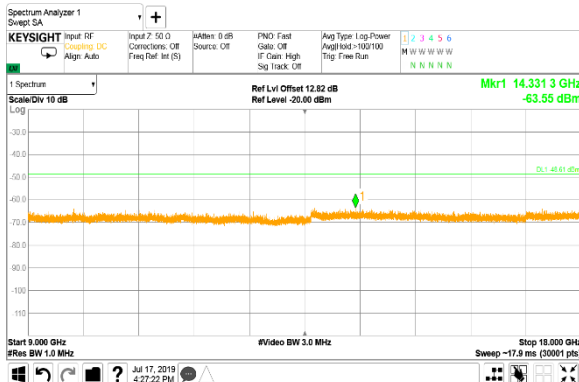
Plot 7.4.232 Spurious emission measurements in 9 - 18 GHz range at low carrier frequency

CHANNEL BANDWIDTH:
CONFIGURATION:
ANTENNA PORT:

10 MHz
ONE BEAM
#6

RBW = 1 MHz; VBW = 3 MHz

RBW = 1 MHz; VBW = 10 kHz



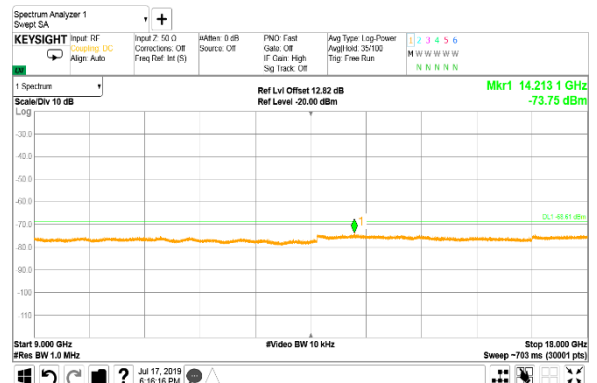
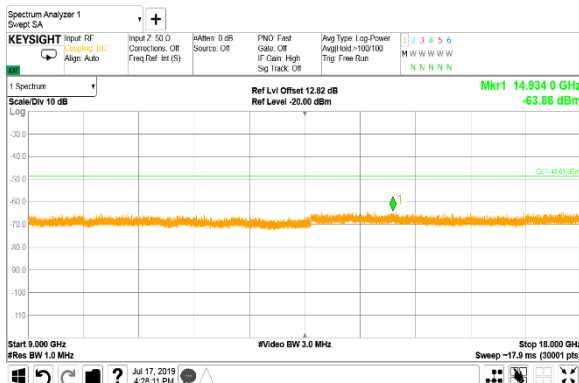
Plot 7.4.233 Spurious emission measurements in 9 - 18 GHz range at mid carrier frequency

CHANNEL BANDWIDTH:
CONFIGURATION:
ANTENNA PORT:

10 MHz
ONE BEAM
#6

RBW = 1 MHz; VBW = 3 MHz

RBW = 1 MHz; VBW = 10 kHz





HERMON LABORATORIES

Test specification: Section 15.247(d) / RSS-247 section 5.5, Conducted spurious emissions	
Test procedure: ANSI C63.10 section 11.12.2	
Test mode: Compliance	Verdict: PASS
Date(s): 28-Jul-19	
Temperature: 24 °C	Relative Humidity: 44 %
Air Pressure: 1004 hPa	Power: 48 VDC
Remarks:	

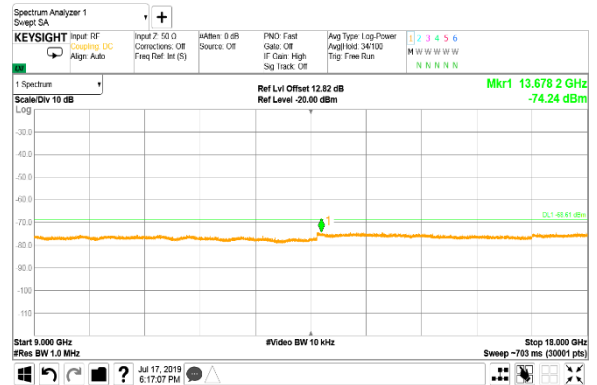
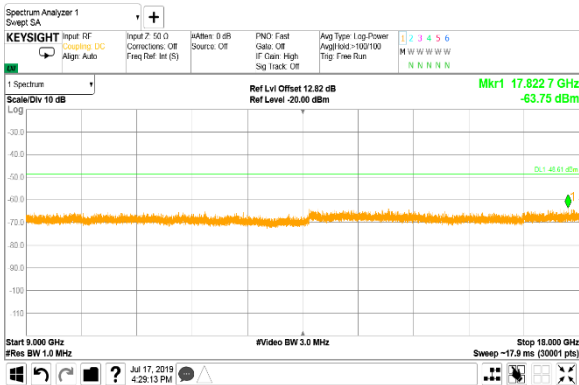
Plot 7.4.234 Spurious emission measurements in 9 - 18 GHz range at high carrier frequency

CHANNEL BANDWIDTH:
CONFIGURATION:
ANTENNA PORT:

10 MHz
ONE BEAM
#6

RBW = 1 MHz; VBW = 3 MHz

RBW = 1 MHz; VBW = 10 kHz



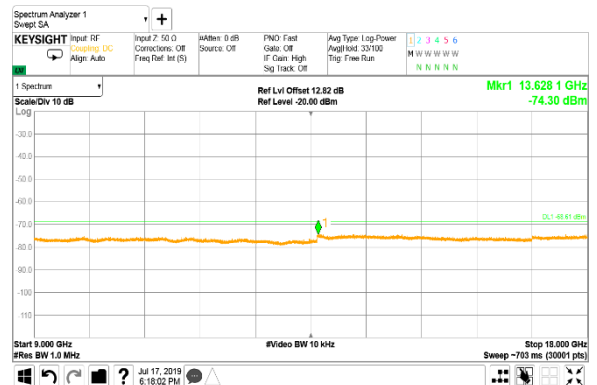
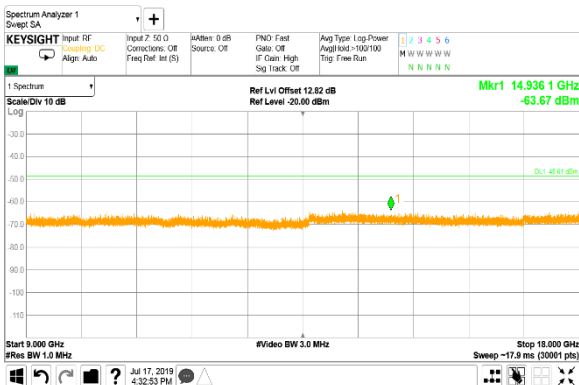
Plot 7.4.235 Spurious emission measurements in 9 - 18 GHz range at low carrier frequency

CHANNEL BANDWIDTH:
CONFIGURATION:
ANTENNA PORT:

10 MHz
ONE BEAM
#7

RBW = 1 MHz; VBW = 3 MHz

RBW = 1 MHz; VBW = 10 kHz





HERMON LABORATORIES

Test specification: Section 15.247(d) / RSS-247 section 5.5, Conducted spurious emissions			
Test procedure: ANSI C63.10 section 11.12.2			
Test mode: Compliance		Verdict: PASS	
Date(s): 28-Jul-19			
Temperature: 24 °C	Relative Humidity: 44 %	Air Pressure: 1004 hPa	Power: 48 VDC
Remarks:			

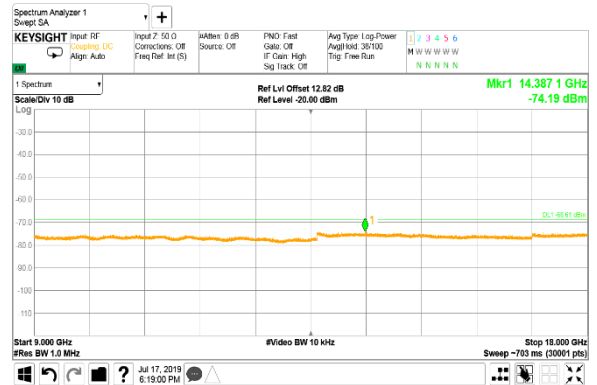
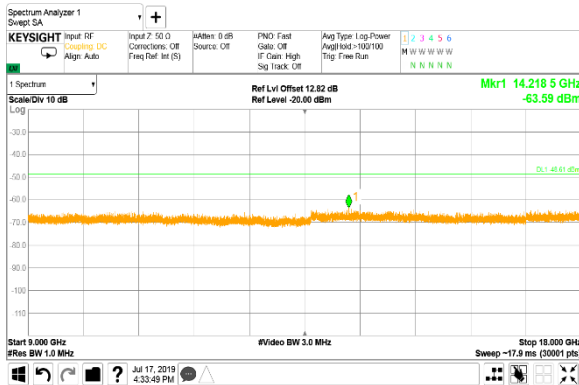
Plot 7.4.236 Spurious emission measurements in 9 - 18 GHz range at mid carrier frequency

CHANNEL BANDWIDTH:
CONFIGURATION:
ANTENNA PORT:

10 MHz
ONE BEAM
#7

RBW = 1 MHz; VBW = 3 MHz

RBW = 1 MHz; VBW = 10 kHz



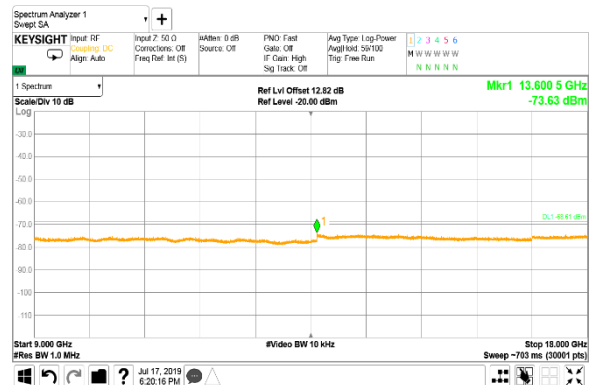
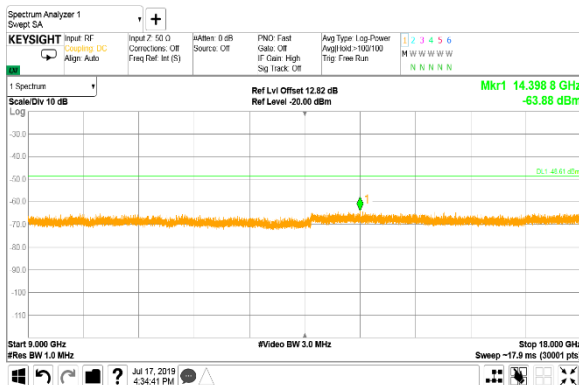
Plot 7.4.237 Spurious emission measurements in 9 - 18 GHz range at high carrier frequency

CHANNEL BANDWIDTH:
CONFIGURATION:
ANTENNA PORT:

10 MHz
ONE BEAM
#7

RBW = 1 MHz; VBW = 3 MHz

RBW = 1 MHz; VBW = 10 kHz





HERMON LABORATORIES

Test specification: Section 15.247(d) / RSS-247 section 5.5, Conducted spurious emissions			
Test procedure: ANSI C63.10 section 11.12.2			
Test mode: Compliance		Verdict: PASS	
Date(s): 28-Jul-19			
Temperature: 24 °C	Relative Humidity: 44 %	Air Pressure: 1004 hPa	Power: 48 VDC
Remarks:			

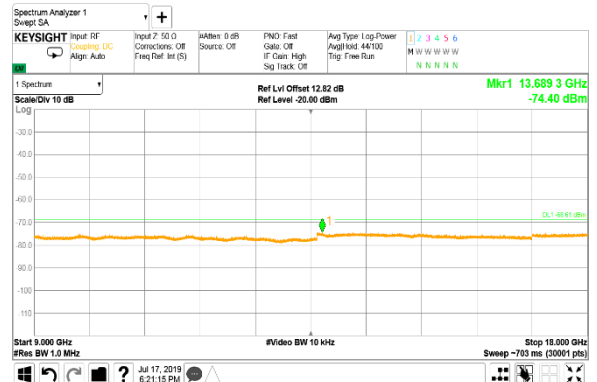
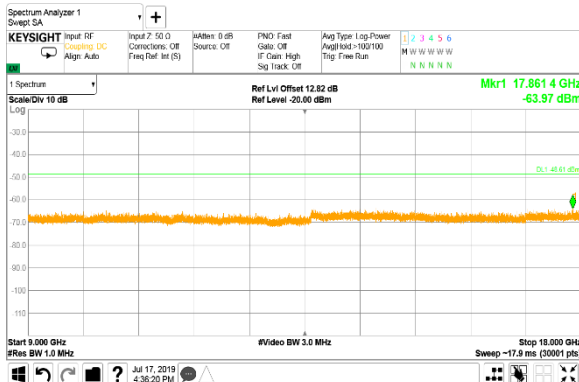
Plot 7.4.238 Spurious emission measurements in 9 - 18 GHz range at low carrier frequency

CHANNEL BANDWIDTH:
CONFIGURATION:
ANTENNA PORT:

10 MHz
ONE BEAM
#8

RBW = 1 MHz; VBW = 3 MHz

RBW = 1 MHz; VBW = 10 kHz



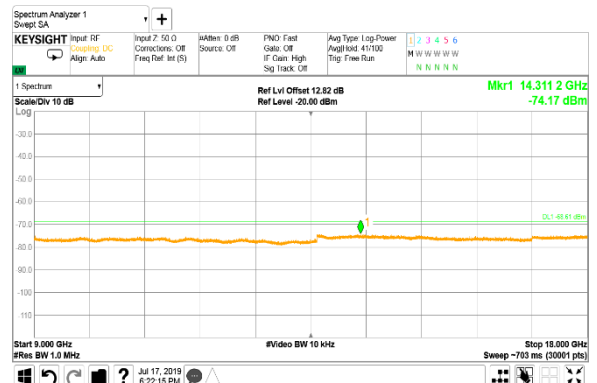
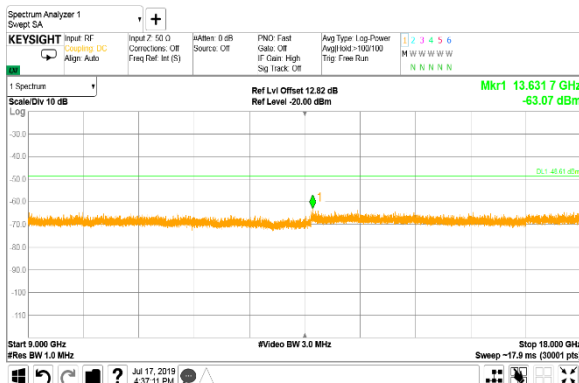
Plot 7.4.239 Spurious emission measurements in 9 - 18 GHz range at mid carrier frequency

CHANNEL BANDWIDTH:
CONFIGURATION:
ANTENNA PORT:

10 MHz
ONE BEAM
#8

RBW = 1 MHz; VBW = 3 MHz

RBW = 1 MHz; VBW = 10 kHz





HERMON LABORATORIES

Test specification: Section 15.247(d) / RSS-247 section 5.5, Conducted spurious emissions	
Test procedure: ANSI C63.10 section 11.12.2	
Test mode: Compliance	Verdict: PASS
Date(s): 28-Jul-19	
Temperature: 24 °C	Relative Humidity: 44 %
Air Pressure: 1004 hPa	Power: 48 VDC
Remarks:	

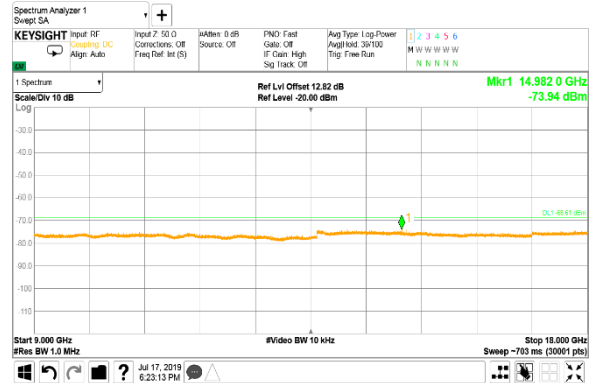
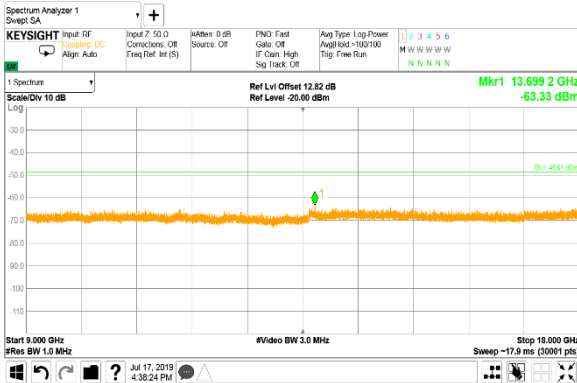
Plot 7.4.240 Spurious emission measurements in 9 - 18 GHz range at high carrier frequency

CHANNEL BANDWIDTH:
CONFIGURATION:
ANTENNA PORT:

10 MHz
ONE BEAM
#8

RBW = 1 MHz; VBW = 3 MHz

RBW = 1 MHz; VBW = 10 kHz



Plot 7.4.241 Spurious emission measurements in 18 - 25 GHz range at low carrier frequency

CHANNEL BANDWIDTH:
CONFIGURATION:
ANTENNA PORT:

5 MHz
ONE BEAM
#1

RBW = 1 MHz; VBW = 3 MHz

RBW = 1 MHz; VBW = 3 kHz

