



HERMON LABORATORIES

<b>Test specification:</b> Section 15.247(d) / RSS-247 section 5.5, Conducted spurious emissions			
<b>Test procedure:</b> ANSI C63.10 section 11.12.2			
<b>Test mode:</b> Compliance		<b>Verdict:</b> PASS	
<b>Date(s):</b> 28-Jul-19			
<b>Temperature:</b> 24 °C	<b>Relative Humidity:</b> 44 %	<b>Air Pressure:</b> 1004 hPa	<b>Power:</b> 48 VDC
<b>Remarks:</b>			

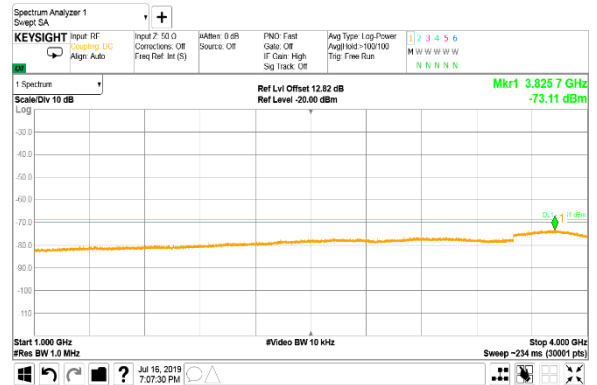
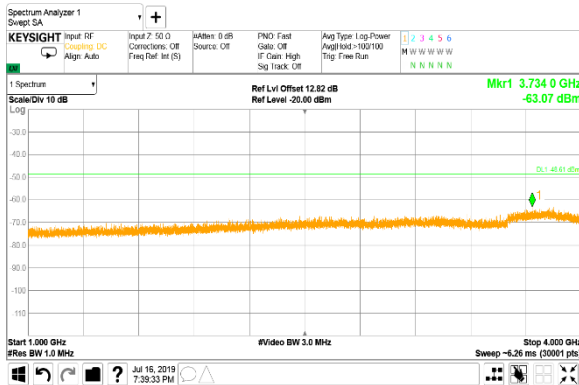
**Plot 7.4.112 Spurious emission measurements in 1 - 4 GHz range at low carrier frequency**

CHANNEL BANDWIDTH:  
CONFIGURATION:  
ANTENNA PORT:

5 MHz  
ONE BEAM  
#6

RBW = 1 MHz; VBW = 3 MHz

RBW = 1 MHz; VBW = 10 kHz



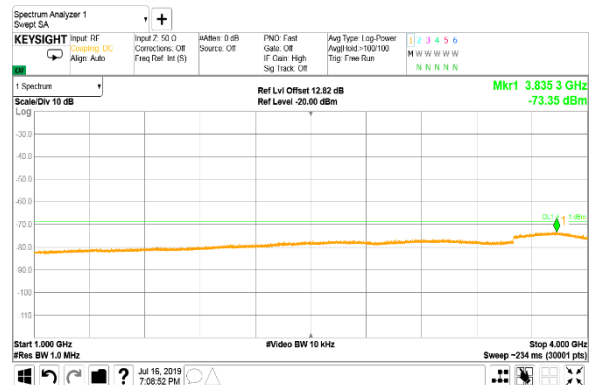
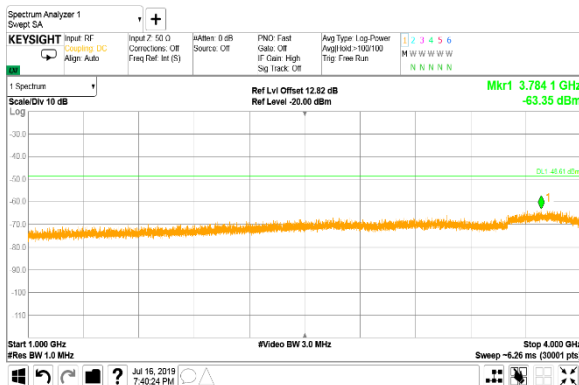
**Plot 7.4.113 Spurious emission measurements in 1 - 4 GHz range at mid carrier frequency**

CHANNEL BANDWIDTH:  
CONFIGURATION:  
ANTENNA PORT:

5 MHz  
ONE BEAM  
#6

RBW = 1 MHz; VBW = 3 MHz

RBW = 1 MHz; VBW = 10 kHz





HERMON LABORATORIES

<b>Test specification:</b> Section 15.247(d) / RSS-247 section 5.5, Conducted spurious emissions			
<b>Test procedure:</b> ANSI C63.10 section 11.12.2			
<b>Test mode:</b> Compliance		<b>Verdict:</b> PASS	
<b>Date(s):</b> 28-Jul-19			
<b>Temperature:</b> 24 °C	<b>Relative Humidity:</b> 44 %	<b>Air Pressure:</b> 1004 hPa	<b>Power:</b> 48 VDC
<b>Remarks:</b>			

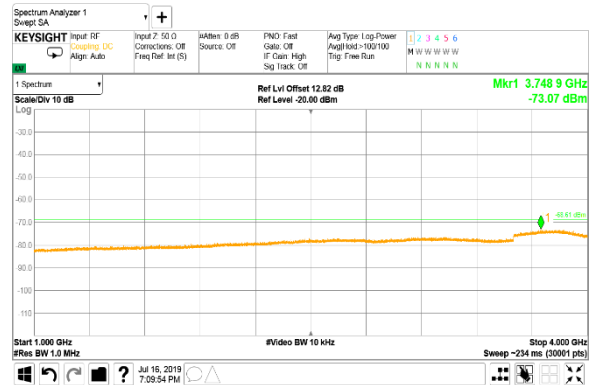
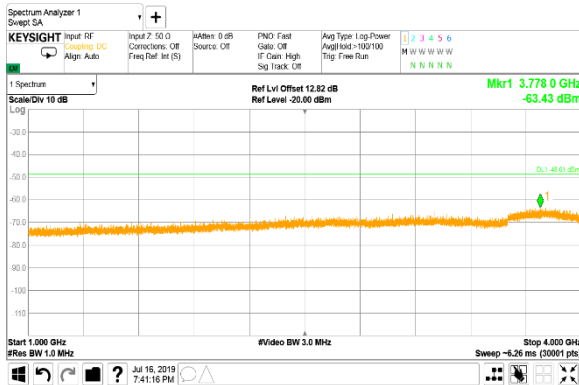
**Plot 7.4.114 Spurious emission measurements in 1 - 4 GHz range at high carrier frequency**

CHANNEL BANDWIDTH:  
CONFIGURATION:  
ANTENNA PORT:

5 MHz  
ONE BEAM  
#6

RBW = 1 MHz; VBW = 3 MHz

RBW = 1 MHz; VBW = 10 kHz



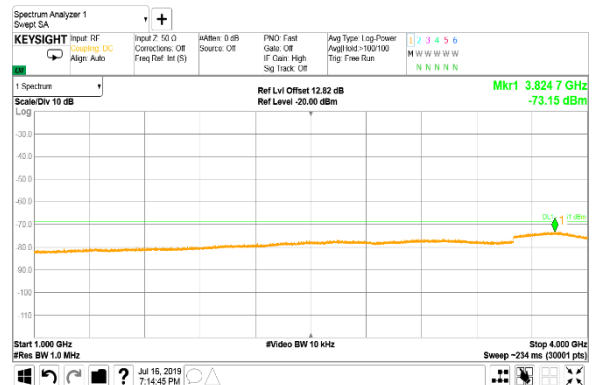
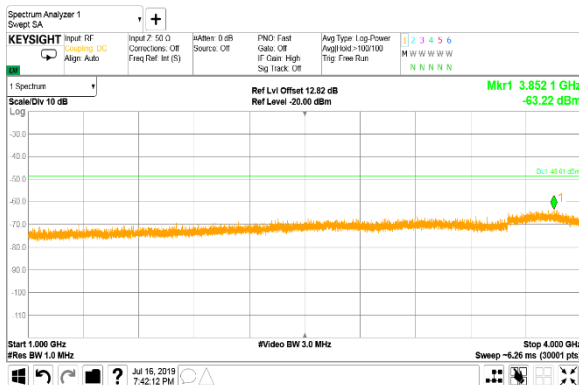
**Plot 7.4.115 Spurious emission measurements in 1 - 4 GHz range at low carrier frequency**

CHANNEL BANDWIDTH:  
CONFIGURATION:  
ANTENNA PORT:

5 MHz  
ONE BEAM  
#7

RBW = 1 MHz; VBW = 3 MHz

RBW = 1 MHz; VBW = 10 kHz





HERMON LABORATORIES

<b>Test specification:</b> Section 15.247(d) / RSS-247 section 5.5, Conducted spurious emissions			
<b>Test procedure:</b> ANSI C63.10 section 11.12.2			
<b>Test mode:</b> Compliance		<b>Verdict:</b> PASS	
<b>Date(s):</b> 28-Jul-19			
<b>Temperature:</b> 24 °C	<b>Relative Humidity:</b> 44 %	<b>Air Pressure:</b> 1004 hPa	<b>Power:</b> 48 VDC
<b>Remarks:</b>			

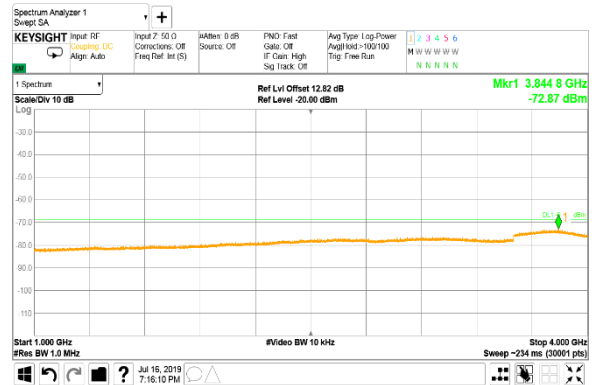
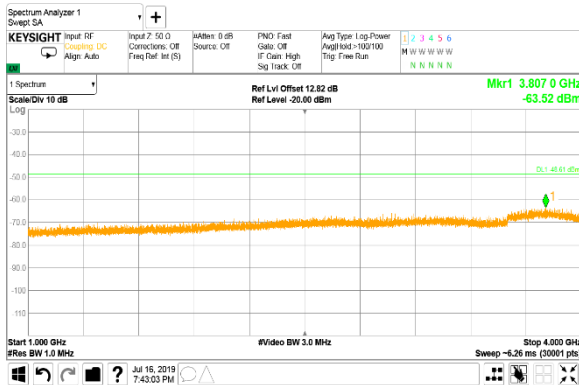
**Plot 7.4.116 Spurious emission measurements in 1 - 4 GHz range at mid carrier frequency**

CHANNEL BANDWIDTH:  
CONFIGURATION:  
ANTENNA PORT:

5 MHz  
ONE BEAM  
#7

RBW = 1 MHz; VBW = 3 MHz

RBW = 1 MHz; VBW = 10 kHz



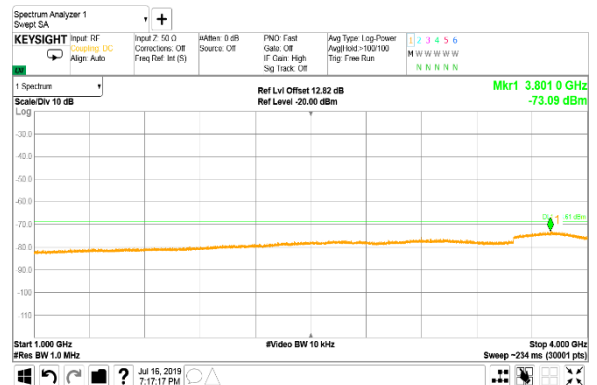
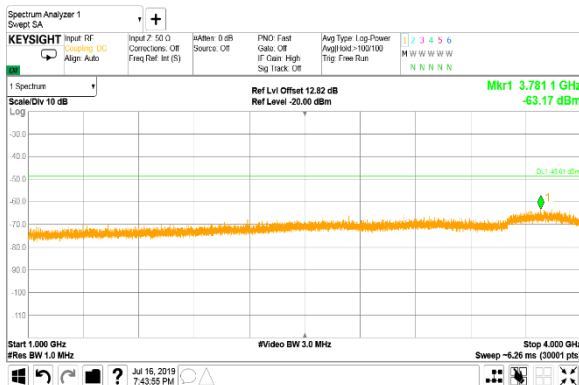
**Plot 7.4.117 Spurious emission measurements in 1 - 4 GHz range at high carrier frequency**

CHANNEL BANDWIDTH:  
CONFIGURATION:  
ANTENNA PORT:

5 MHz  
ONE BEAM  
#7

RBW = 1 MHz; VBW = 3 MHz

RBW = 1 MHz; VBW = 10 kHz





HERMON LABORATORIES

<b>Test specification:</b> Section 15.247(d) / RSS-247 section 5.5, Conducted spurious emissions	
<b>Test procedure:</b> ANSI C63.10 section 11.12.2	
<b>Test mode:</b> Compliance	<b>Verdict:</b> PASS
<b>Date(s):</b> 28-Jul-19	
<b>Temperature:</b> 24 °C	<b>Relative Humidity:</b> 44 %
<b>Air Pressure:</b> 1004 hPa	<b>Power:</b> 48 VDC
<b>Remarks:</b>	

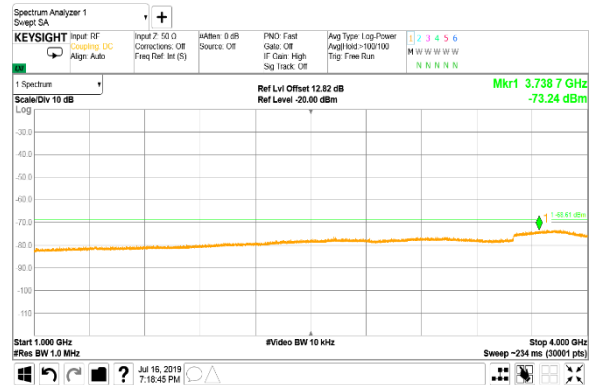
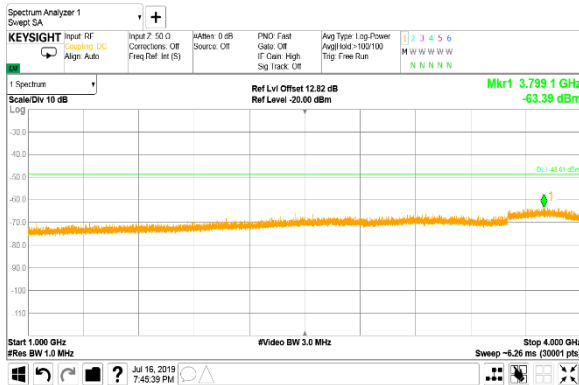
**Plot 7.4.118 Spurious emission measurements in 1 - 4 GHz range at low carrier frequency**

CHANNEL BANDWIDTH:  
CONFIGURATION:  
ANTENNA PORT:

5 MHz  
ONE BEAM  
#8

RBW = 1 MHz; VBW = 3 MHz

RBW = 1 MHz; VBW = 10 kHz



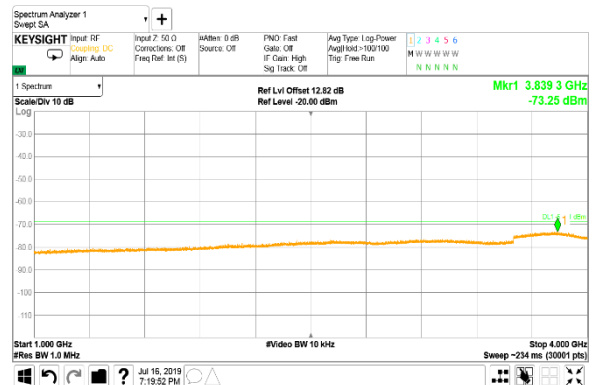
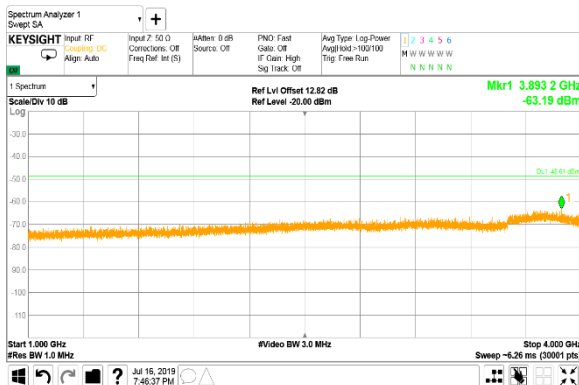
**Plot 7.4.119 Spurious emission measurements in 1 - 4 GHz range at mid carrier frequency**

CHANNEL BANDWIDTH:  
CONFIGURATION:  
ANTENNA PORT:

5 MHz  
ONE BEAM  
#8

RBW = 1 MHz; VBW = 3 MHz

RBW = 1 MHz; VBW = 10 kHz





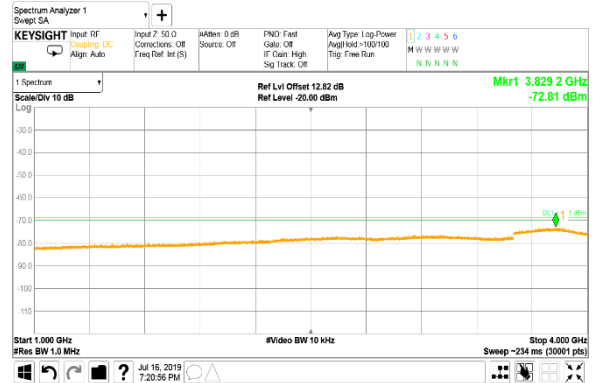
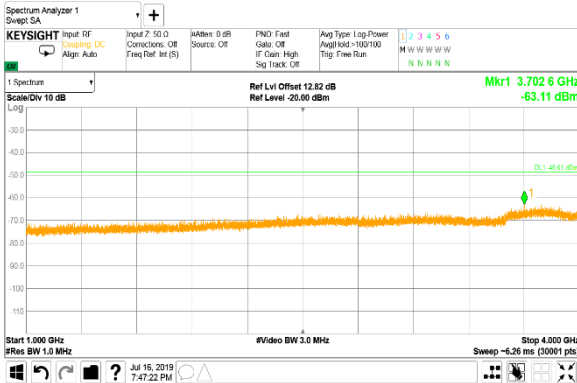
HERMON LABORATORIES

<b>Test specification:</b> Section 15.247(d) / RSS-247 section 5.5, Conducted spurious emissions			
<b>Test procedure:</b> ANSI C63.10 section 11.12.2			
<b>Test mode:</b> Compliance		<b>Verdict:</b> PASS	
<b>Date(s):</b> 28-Jul-19			
<b>Temperature:</b> 24 °C	<b>Relative Humidity:</b> 44 %	<b>Air Pressure:</b> 1004 hPa	<b>Power:</b> 48 VDC
<b>Remarks:</b>			

**Plot 7.4.120 Spurious emission measurements in 1 - 4 GHz range at high carrier frequency**

CHANNEL BANDWIDTH:  
CONFIGURATION:  
ANTENNA PORT:  
RBW = 1 MHz; VBW = 3 MHz

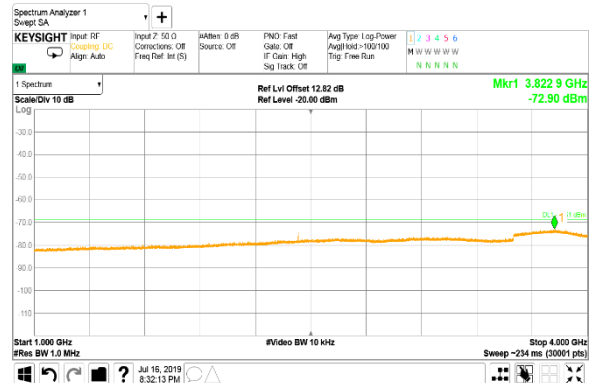
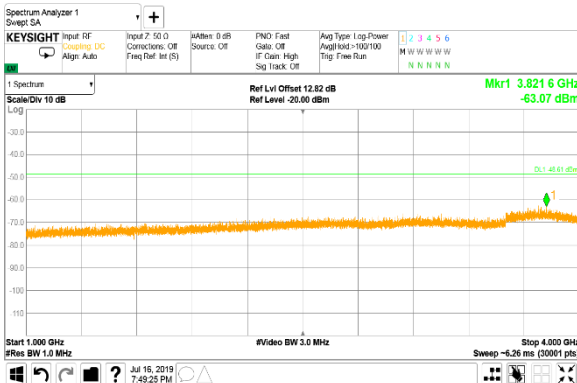
5 MHz  
ONE BEAM  
#8  
RBW = 1 MHz; VBW = 10 kHz



**Plot 7.4.121 Spurious emission measurements in 1 - 4 GHz range at low carrier frequency**

CHANNEL BANDWIDTH:  
CONFIGURATION:  
ANTENNA PORT:  
RBW = 1 MHz; VBW = 3 MHz

10 MHz  
ONE BEAM  
#1  
RBW = 1 MHz; VBW = 10 kHz





HERMON LABORATORIES

<b>Test specification:</b> Section 15.247(d) / RSS-247 section 5.5, Conducted spurious emissions			
<b>Test procedure:</b> ANSI C63.10 section 11.12.2			
<b>Test mode:</b> Compliance		<b>Verdict:</b> PASS	
<b>Date(s):</b> 28-Jul-19			
<b>Temperature:</b> 24 °C	<b>Relative Humidity:</b> 44 %	<b>Air Pressure:</b> 1004 hPa	<b>Power:</b> 48 VDC
<b>Remarks:</b>			

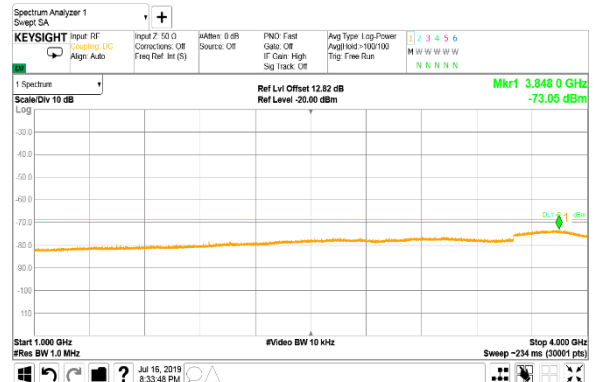
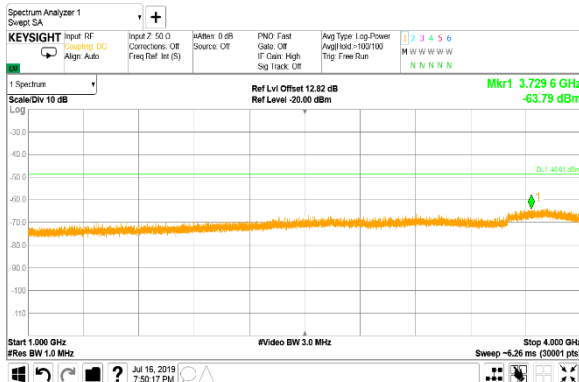
**Plot 7.4.122 Spurious emission measurements in 1 - 4 GHz range at mid carrier frequency**

CHANNEL BANDWIDTH:  
CONFIGURATION:  
ANTENNA PORT:

10 MHz  
ONE BEAM  
#1

RBW = 1 MHz; VBW = 3 MHz

RBW = 1 MHz; VBW = 10 kHz



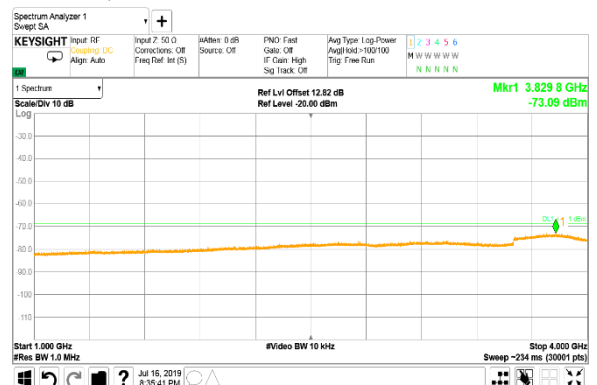
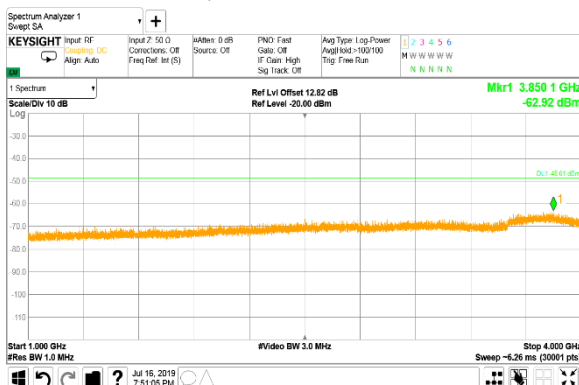
**Plot 7.4.123 Spurious emission measurements in 1 - 4 GHz range at high carrier frequency**

CHANNEL BANDWIDTH:  
CONFIGURATION:  
ANTENNA PORT:

10 MHz  
ONE BEAM  
#1

RBW = 1 MHz; VBW = 3 MHz

RBW = 1 MHz; VBW = 10 kHz





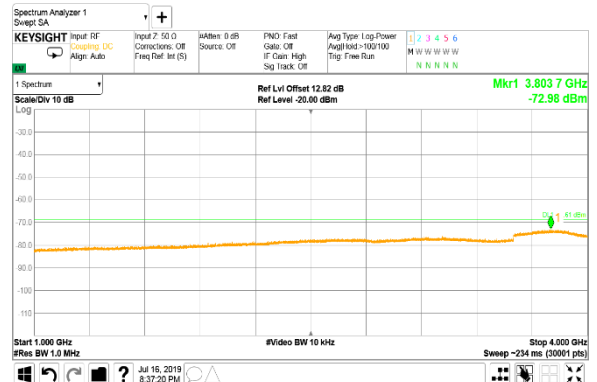
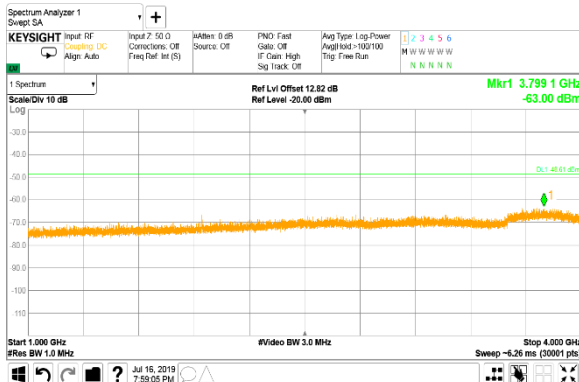
HERMON LABORATORIES

<b>Test specification:</b> Section 15.247(d) / RSS-247 section 5.5, Conducted spurious emissions			
<b>Test procedure:</b> ANSI C63.10 section 11.12.2			
<b>Test mode:</b> Compliance		<b>Verdict:</b> PASS	
<b>Date(s):</b> 28-Jul-19			
<b>Temperature:</b> 24 °C	<b>Relative Humidity:</b> 44 %	<b>Air Pressure:</b> 1004 hPa	<b>Power:</b> 48 VDC
<b>Remarks:</b>			

**Plot 7.4.124 Spurious emission measurements in 1 - 4 GHz range at low carrier frequency**

CHANNEL BANDWIDTH:  
CONFIGURATION:  
ANTENNA PORT:  
RBW = 1 MHz; VBW = 3 MHz

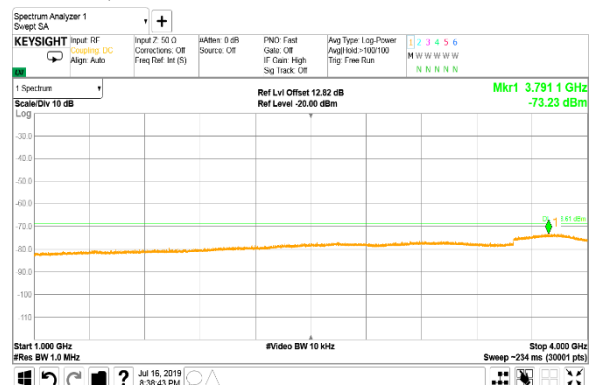
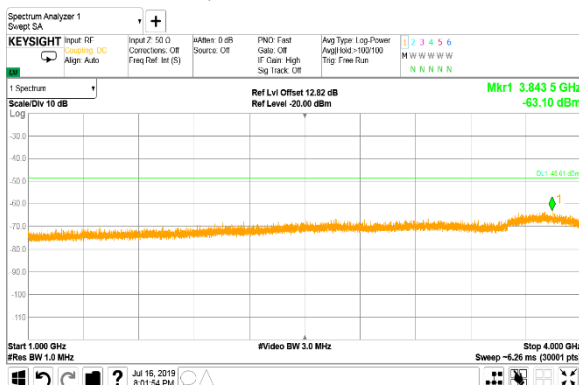
10 MHz  
ONE BEAM  
#2  
RBW = 1 MHz; VBW = 10 kHz



**Plot 7.4.125 Spurious emission measurements in 1 - 4 GHz range at mid carrier frequency**

CHANNEL BANDWIDTH:  
CONFIGURATION:  
ANTENNA PORT:  
RBW = 1 MHz; VBW = 3 MHz

10 MHz  
ONE BEAM  
#2  
RBW = 1 MHz; VBW = 10 kHz





HERMON LABORATORIES

<b>Test specification:</b> Section 15.247(d) / RSS-247 section 5.5, Conducted spurious emissions	
<b>Test procedure:</b> ANSI C63.10 section 11.12.2	
<b>Test mode:</b> Compliance	<b>Verdict:</b> PASS
<b>Date(s):</b> 28-Jul-19	
<b>Temperature:</b> 24 °C	<b>Relative Humidity:</b> 44 %
<b>Air Pressure:</b> 1004 hPa	<b>Power:</b> 48 VDC
<b>Remarks:</b>	

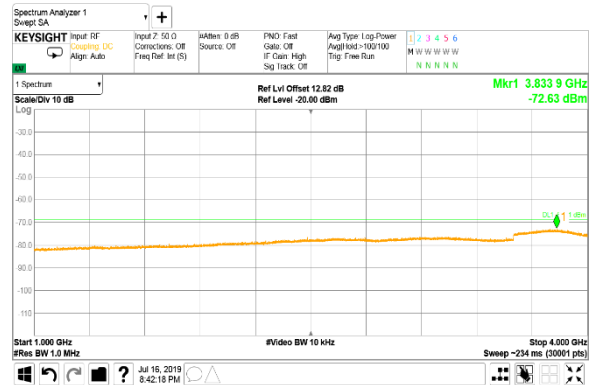
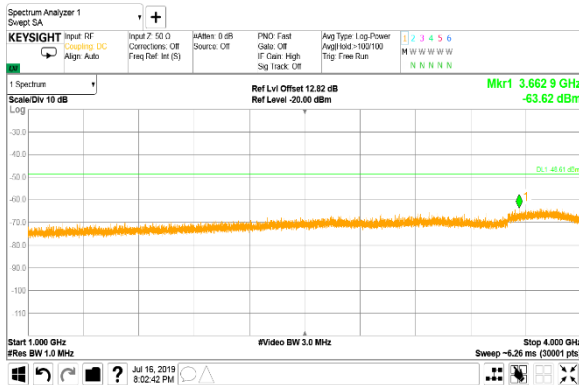
**Plot 7.4.126 Spurious emission measurements in 1 - 4 GHz range at high carrier frequency**

CHANNEL BANDWIDTH:  
CONFIGURATION:  
ANTENNA PORT:

10 MHz  
ONE BEAM  
#2

RBW = 1 MHz; VBW = 3 MHz

RBW = 1 MHz; VBW = 10 kHz



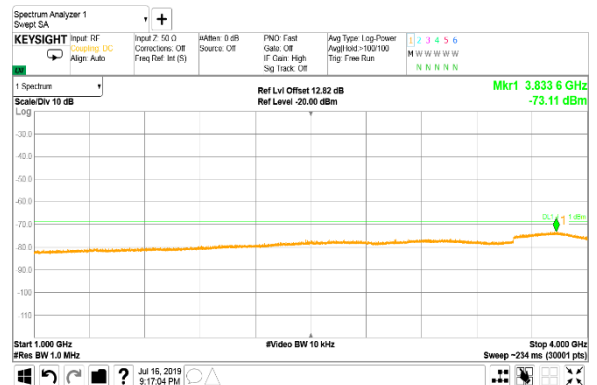
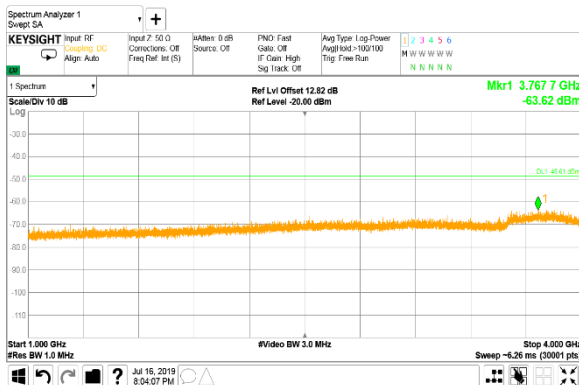
**Plot 7.4.127 Spurious emission measurements in 1 - 4 GHz range at low carrier frequency**

CHANNEL BANDWIDTH:  
CONFIGURATION:  
ANTENNA PORT:

10 MHz  
ONE BEAM  
#3

RBW = 1 MHz; VBW = 3 MHz

RBW = 1 MHz; VBW = 10 kHz







HERMON LABORATORIES

<b>Test specification:</b> Section 15.247(d) / RSS-247 section 5.5, Conducted spurious emissions			
<b>Test procedure:</b> ANSI C63.10 section 11.12.2			
<b>Test mode:</b> Compliance		<b>Verdict:</b> PASS	
<b>Date(s):</b> 28-Jul-19			
<b>Temperature:</b> 24 °C	<b>Relative Humidity:</b> 44 %	<b>Air Pressure:</b> 1004 hPa	<b>Power:</b> 48 VDC
<b>Remarks:</b>			

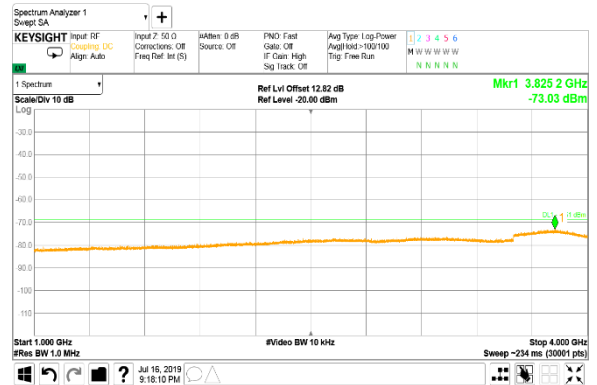
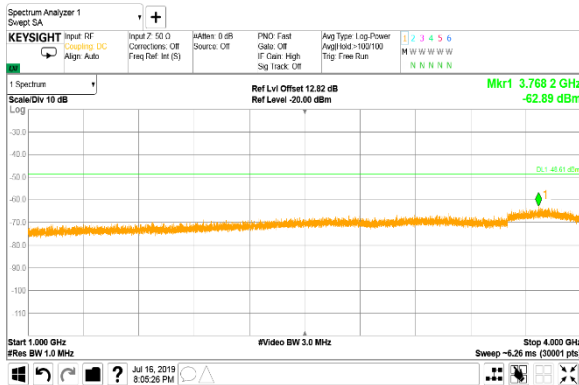
**Plot 7.4.128 Spurious emission measurements in 1 - 4 GHz range at mid carrier frequency**

CHANNEL BANDWIDTH:  
CONFIGURATION:  
ANTENNA PORT:

10 MHz  
ONE BEAM  
#3

RBW = 1 MHz; VBW = 3 MHz

RBW = 1 MHz; VBW = 10 kHz



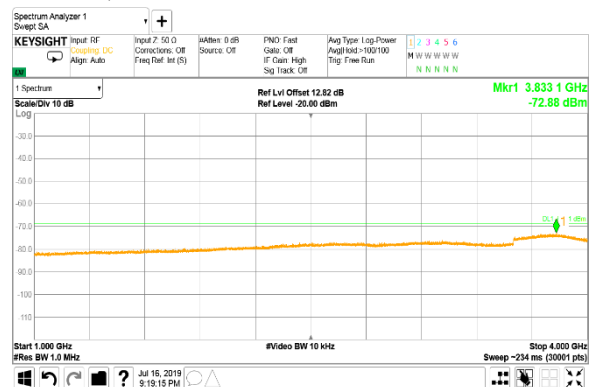
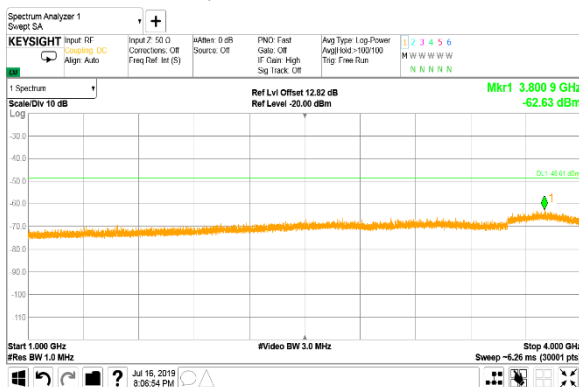
**Plot 7.4.129 Spurious emission measurements in 1 - 4 GHz range at high carrier frequency**

CHANNEL BANDWIDTH:  
CONFIGURATION:  
ANTENNA PORT:

10 MHz  
ONE BEAM  
#3

RBW = 1 MHz; VBW = 3 MHz

RBW = 1 MHz; VBW = 10 kHz





HERMON LABORATORIES

<b>Test specification:</b> Section 15.247(d) / RSS-247 section 5.5, Conducted spurious emissions			
<b>Test procedure:</b> ANSI C63.10 section 11.12.2			
<b>Test mode:</b> Compliance		<b>Verdict:</b> PASS	
<b>Date(s):</b> 28-Jul-19			
<b>Temperature:</b> 24 °C	<b>Relative Humidity:</b> 44 %	<b>Air Pressure:</b> 1004 hPa	<b>Power:</b> 48 VDC
<b>Remarks:</b>			

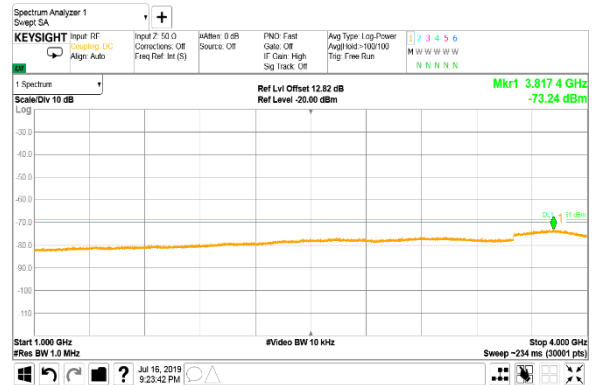
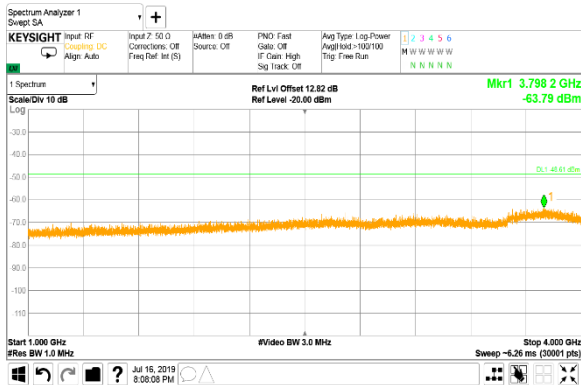
**Plot 7.4.130 Spurious emission measurements in 1 - 4 GHz range at low carrier frequency**

CHANNEL BANDWIDTH:  
CONFIGURATION:  
ANTENNA PORT:

10 MHz  
ONE BEAM  
#4

RBW = 1 MHz; VBW = 3 MHz

RBW = 1 MHz; VBW = 10 kHz



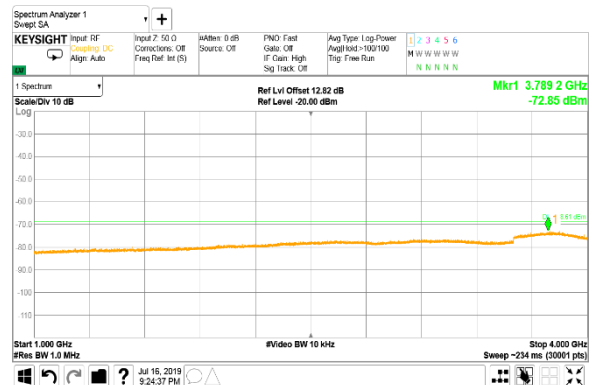
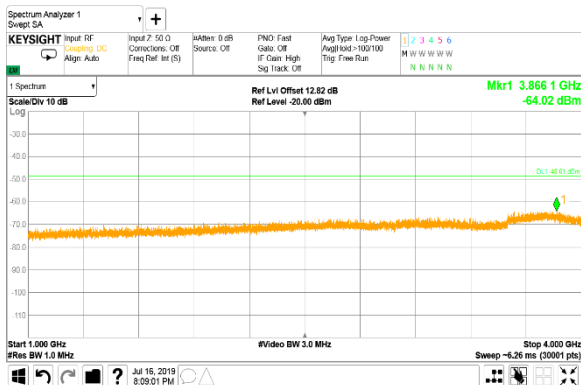
**Plot 7.4.131 Spurious emission measurements in 1 - 4 GHz range at mid carrier frequency**

CHANNEL BANDWIDTH:  
CONFIGURATION:  
ANTENNA PORT:

10 MHz  
ONE BEAM  
#4

RBW = 1 MHz; VBW = 3 MHz

RBW = 1 MHz; VBW = 10 kHz





HERMON LABORATORIES

<b>Test specification:</b> Section 15.247(d) / RSS-247 section 5.5, Conducted spurious emissions			
<b>Test procedure:</b> ANSI C63.10 section 11.12.2			
<b>Test mode:</b> Compliance		<b>Verdict:</b> PASS	
<b>Date(s):</b> 28-Jul-19			
<b>Temperature:</b> 24 °C	<b>Relative Humidity:</b> 44 %	<b>Air Pressure:</b> 1004 hPa	<b>Power:</b> 48 VDC
<b>Remarks:</b>			

**Plot 7.4.132 Spurious emission measurements in 1 - 4 GHz range at high carrier frequency**

CHANNEL BANDWIDTH:

10 MHz

CONFIGURATION:

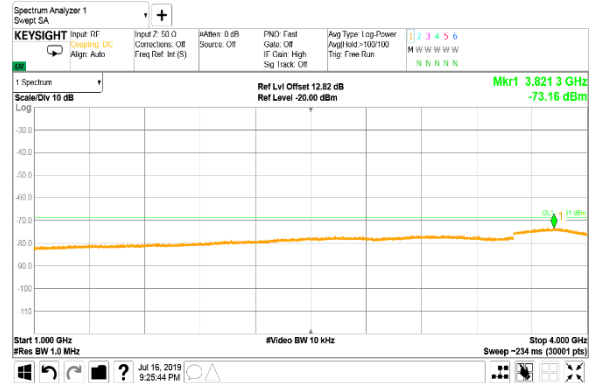
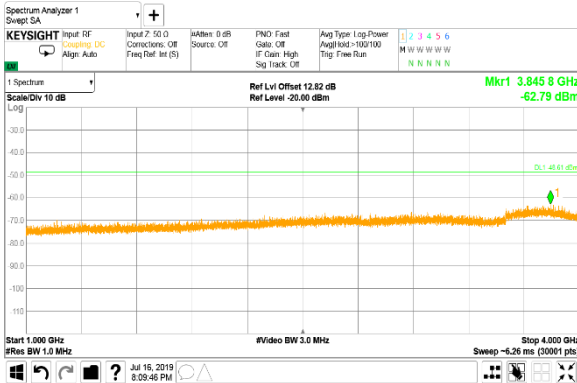
ONE BEAM

ANTENNA PORT:

#4

RBW = 1 MHz; VBW = 3 MHz

RBW = 1 MHz; VBW = 10 kHz



**Plot 7.4.133 Spurious emission measurements in 1 - 4 GHz range at low carrier frequency**

CHANNEL BANDWIDTH:

10 MHz

CONFIGURATION:

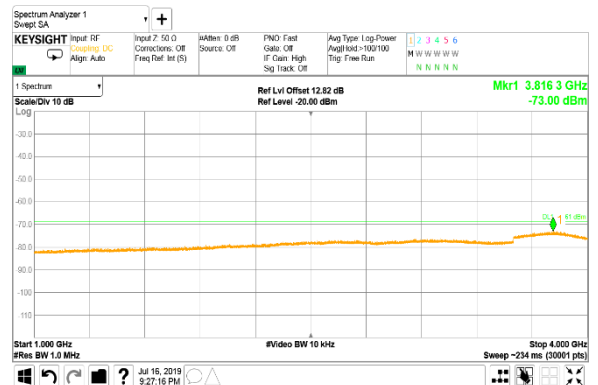
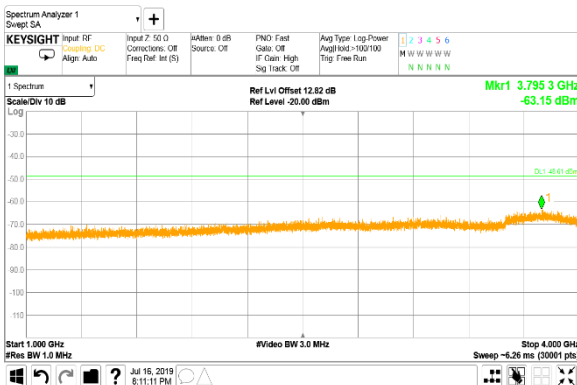
ONE BEAM

ANTENNA PORT:

#5

RBW = 1 MHz; VBW = 3 MHz

RBW = 1 MHz; VBW = 10 kHz





HERMON LABORATORIES

<b>Test specification:</b> Section 15.247(d) / RSS-247 section 5.5, Conducted spurious emissions			
<b>Test procedure:</b> ANSI C63.10 section 11.12.2			
<b>Test mode:</b> Compliance		<b>Verdict:</b> PASS	
<b>Date(s):</b> 28-Jul-19			
<b>Temperature:</b> 24 °C	<b>Relative Humidity:</b> 44 %	<b>Air Pressure:</b> 1004 hPa	<b>Power:</b> 48 VDC
<b>Remarks:</b>			

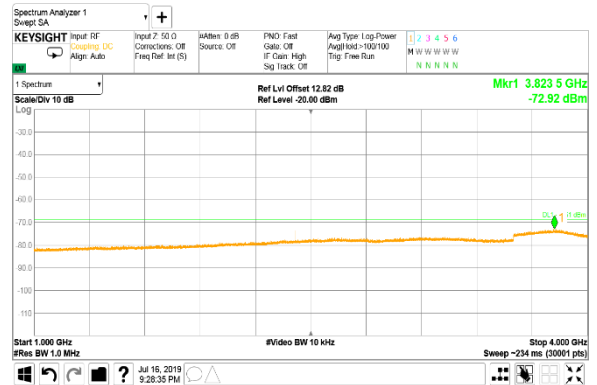
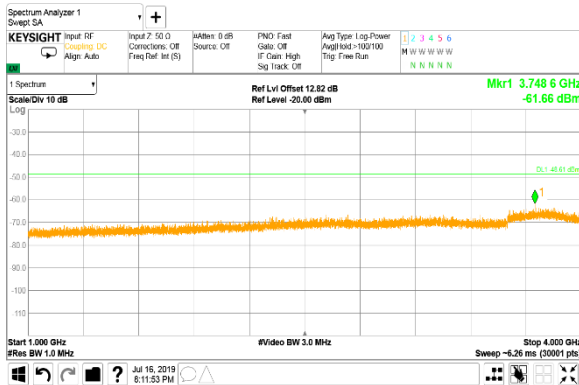
**Plot 7.4.134 Spurious emission measurements in 1 - 4 GHz range at mid carrier frequency**

CHANNEL BANDWIDTH:  
CONFIGURATION:  
ANTENNA PORT:

10 MHz  
ONE BEAM  
#5

RBW = 1 MHz; VBW = 3 MHz

RBW = 1 MHz; VBW = 10 kHz



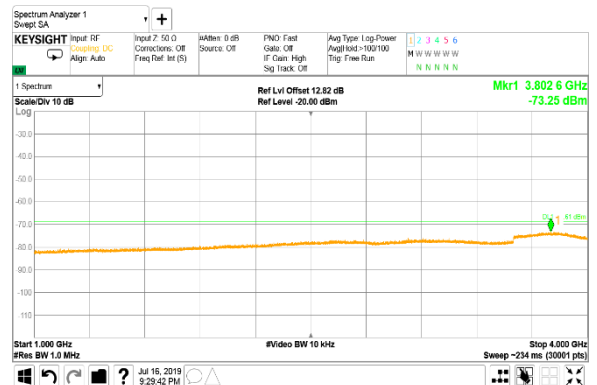
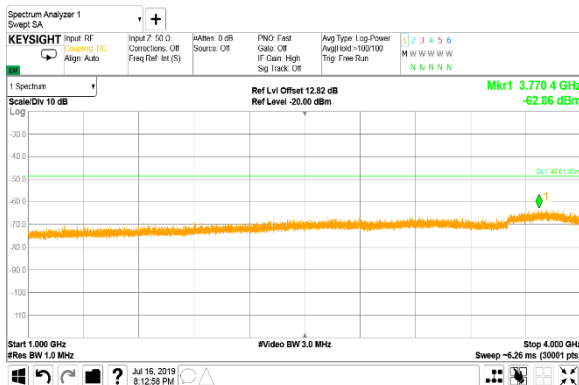
**Plot 7.4.135 Spurious emission measurements in 1 - 4 GHz range at high carrier frequency**

CHANNEL BANDWIDTH:  
CONFIGURATION:  
ANTENNA PORT:

10 MHz  
ONE BEAM  
#5

RBW = 1 MHz; VBW = 3 MHz

RBW = 1 MHz; VBW = 10 kHz





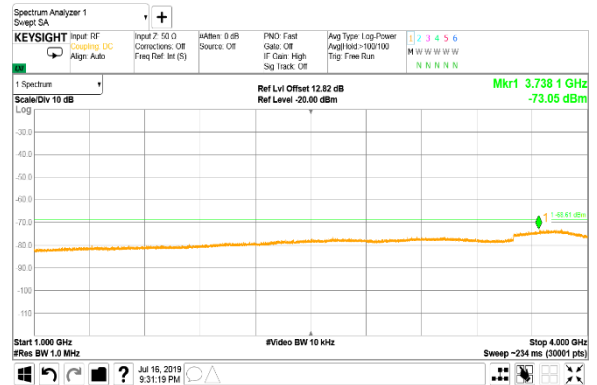
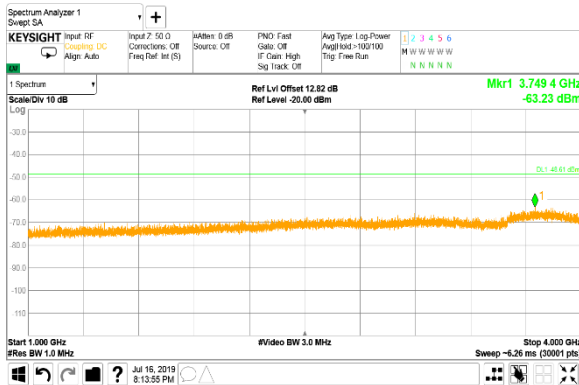
HERMON LABORATORIES

<b>Test specification:</b> Section 15.247(d) / RSS-247 section 5.5, Conducted spurious emissions			
<b>Test procedure:</b> ANSI C63.10 section 11.12.2			
<b>Test mode:</b> Compliance		<b>Verdict:</b> PASS	
<b>Date(s):</b> 28-Jul-19			
<b>Temperature:</b> 24 °C	<b>Relative Humidity:</b> 44 %	<b>Air Pressure:</b> 1004 hPa	<b>Power:</b> 48 VDC
<b>Remarks:</b>			

**Plot 7.4.136 Spurious emission measurements in 1 - 4 GHz range at low carrier frequency**

CHANNEL BANDWIDTH:  
CONFIGURATION:  
ANTENNA PORT:  
RBW = 1 MHz; VBW = 3 MHz

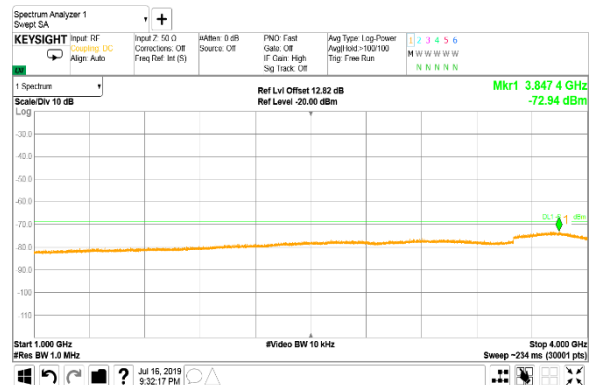
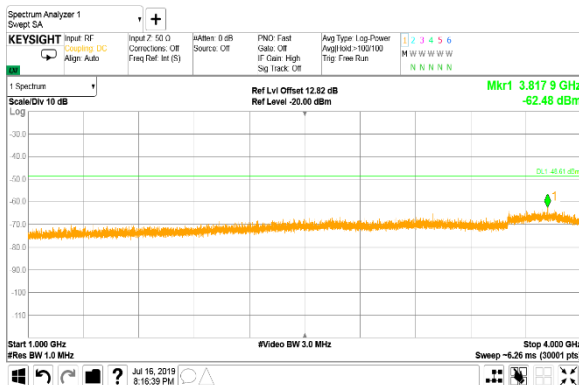
10 MHz  
ONE BEAM  
#6  
RBW = 1 MHz; VBW = 10 kHz



**Plot 7.4.137 Spurious emission measurements in 1 - 4 GHz range at mid carrier frequency**

CHANNEL BANDWIDTH:  
CONFIGURATION:  
ANTENNA PORT:  
RBW = 1 MHz; VBW = 3 MHz

10 MHz  
ONE BEAM  
#6  
RBW = 1 MHz; VBW = 10 kHz





HERMON LABORATORIES

<b>Test specification:</b> Section 15.247(d) / RSS-247 section 5.5, Conducted spurious emissions			
<b>Test procedure:</b> ANSI C63.10 section 11.12.2			
<b>Test mode:</b> Compliance		<b>Verdict:</b> PASS	
<b>Date(s):</b> 28-Jul-19			
<b>Temperature:</b> 24 °C	<b>Relative Humidity:</b> 44 %	<b>Air Pressure:</b> 1004 hPa	<b>Power:</b> 48 VDC
<b>Remarks:</b>			

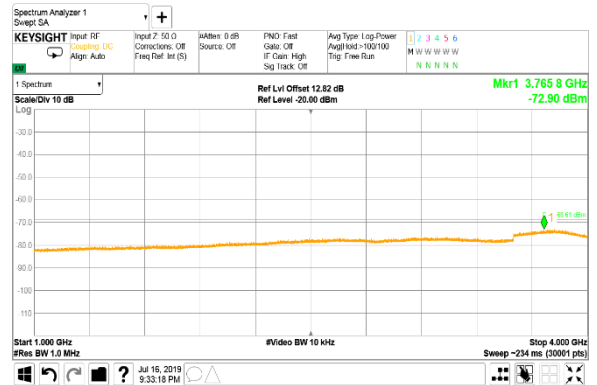
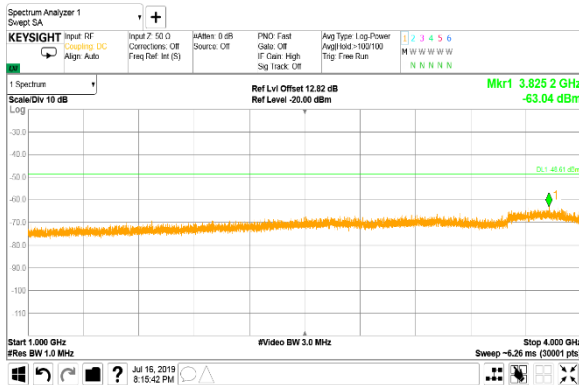
**Plot 7.4.138 Spurious emission measurements in 1 - 4 GHz range at high carrier frequency**

CHANNEL BANDWIDTH:  
CONFIGURATION:  
ANTENNA PORT:

10 MHz  
ONE BEAM  
#6

RBW = 1 MHz; VBW = 3 MHz

RBW = 1 MHz; VBW = 10 kHz



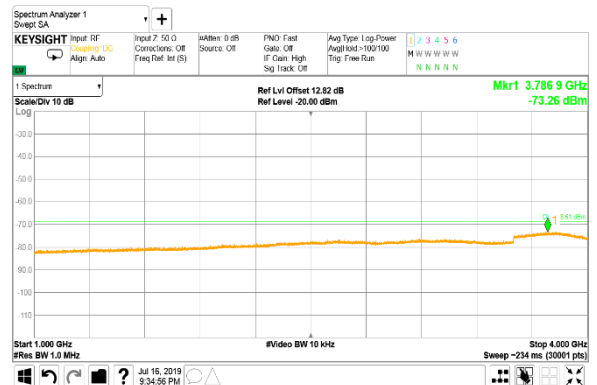
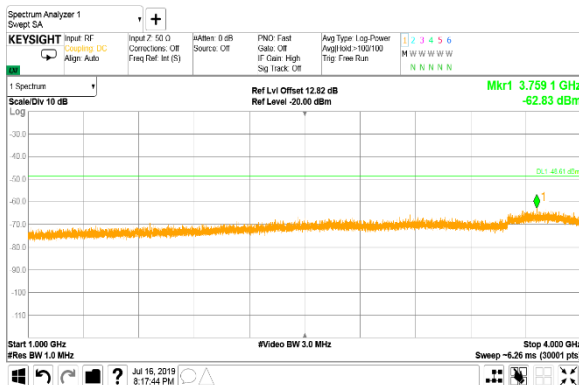
**Plot 7.4.139 Spurious emission measurements in 1 - 4 GHz range at low carrier frequency**

CHANNEL BANDWIDTH:  
CONFIGURATION:  
ANTENNA PORT:

10 MHz  
ONE BEAM  
#7

RBW = 1 MHz; VBW = 3 MHz

RBW = 1 MHz; VBW = 10 kHz





HERMON LABORATORIES

<b>Test specification:</b> Section 15.247(d) / RSS-247 section 5.5, Conducted spurious emissions			
<b>Test procedure:</b> ANSI C63.10 section 11.12.2			
<b>Test mode:</b> Compliance		<b>Verdict:</b> PASS	
<b>Date(s):</b> 28-Jul-19			
<b>Temperature:</b> 24 °C	<b>Relative Humidity:</b> 44 %	<b>Air Pressure:</b> 1004 hPa	<b>Power:</b> 48 VDC
<b>Remarks:</b>			

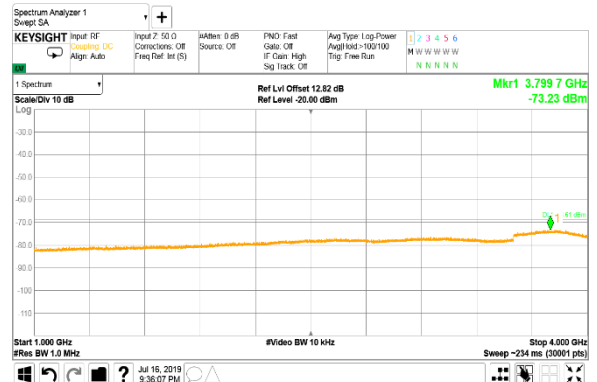
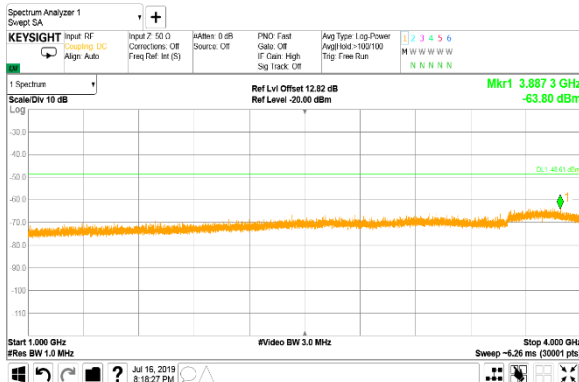
**Plot 7.4.140 Spurious emission measurements in 1 - 4 GHz range at mid carrier frequency**

CHANNEL BANDWIDTH:  
CONFIGURATION:  
ANTENNA PORT:

10 MHz  
ONE BEAM  
#7

RBW = 1 MHz; VBW = 3 MHz

RBW = 1 MHz; VBW = 10 kHz



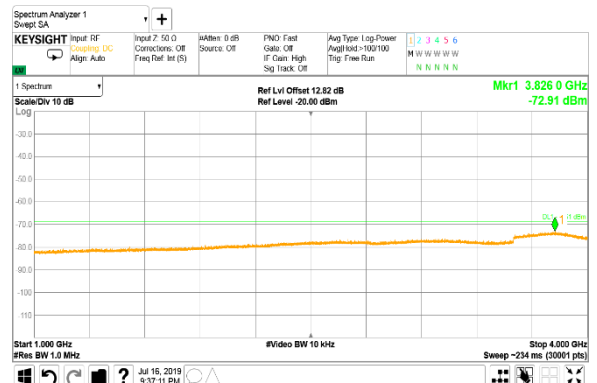
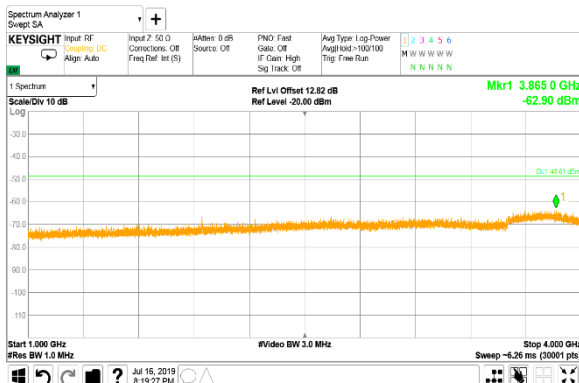
**Plot 7.4.141 Spurious emission measurements in 1 - 4 GHz range at high carrier frequency**

CHANNEL BANDWIDTH:  
CONFIGURATION:  
ANTENNA PORT:

10 MHz  
ONE BEAM  
#7

RBW = 1 MHz; VBW = 3 MHz

RBW = 1 MHz; VBW = 10 kHz





HERMON LABORATORIES

<b>Test specification:</b> Section 15.247(d) / RSS-247 section 5.5, Conducted spurious emissions			
<b>Test procedure:</b> ANSI C63.10 section 11.12.2			
<b>Test mode:</b> Compliance		<b>Verdict:</b> PASS	
<b>Date(s):</b> 28-Jul-19			
<b>Temperature:</b> 24 °C	<b>Relative Humidity:</b> 44 %	<b>Air Pressure:</b> 1004 hPa	<b>Power:</b> 48 VDC
<b>Remarks:</b>			

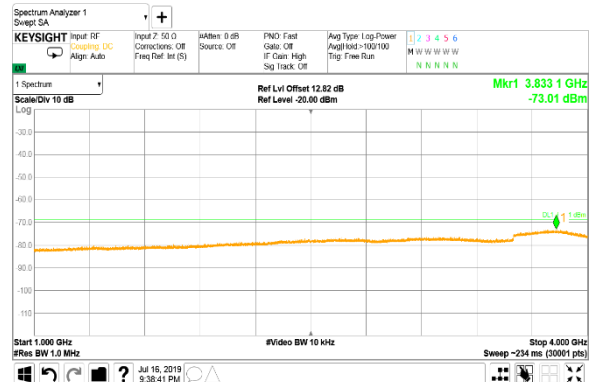
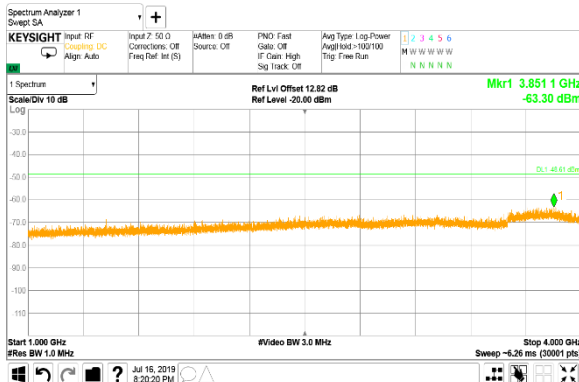
**Plot 7.4.142 Spurious emission measurements in 1 - 4 GHz range at low carrier frequency**

CHANNEL BANDWIDTH:  
CONFIGURATION:  
ANTENNA PORT:

10 MHz  
ONE BEAM  
#8

RBW = 1 MHz; VBW = 3 MHz

RBW = 1 MHz; VBW = 10 kHz



**Plot 7.4.143 Spurious emission measurements in 1 - 4 GHz range at mid carrier frequency**

CHANNEL BANDWIDTH:  
CONFIGURATION:  
ANTENNA PORT:

10 MHz  
ONE BEAM  
#8

RBW = 1 MHz; VBW = 3 MHz

RBW = 1 MHz; VBW = 10 kHz

