



SETUP PHOTOGRAPHS

This document contains 4 photographs



Photograph No.1
Setup for spurious emission field strength measurements in the anechoic chamber below 30 MHz



Photograph No.2
Setup for hopping frequencies and spurious emission field strength measurements in the anechoic chamber in 30 – 1000 MHz range



Photograph No.3
Setup for spurious emission field strength measurements in the anechoic chamber
above 1000 MHz range



**Photograph No.4
Setup for OBW measurements**

