

Client Shenzhen Rihuida Electronics Co., Ltd.
TYPE MP-A2/15W/12T
Model NO ni=10uH ±10%
Client p/NO 190-0204-0-000
Engineer NO TQE 1800510003
Date 2022-3-24

For Engineer Department Only	
Revised Content	Approved Date

Prepared Checked Approved
Wanjimei Liuchengzhao Jiangzhongqing

Authorized Signature Company Chop		
Engineer Liucan	QC Approved Huangshengguang	Approved 2022-3-28

一、 Winding Process:

NO	Winding	Wiregauge	Numbers	Winding direction	Notes
1	N1	2UEW-B-0.07*100P	12TS	CCW	

二 . FEATURES:

1. Test conditions : 25°C,65%RH@100KHz/1V

1.1 (Inductance)

1.11 LOA=10uH-5%

1.2 Q value =80MIN

1.3 (DCR) : 85mΩ MAX

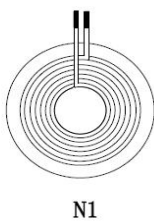
1.4 Operating Temperature : -25°C~85°C

2. Test instrument : L: 1068+1310;DCR:502BC;SIZE:Callipers

3.BOM

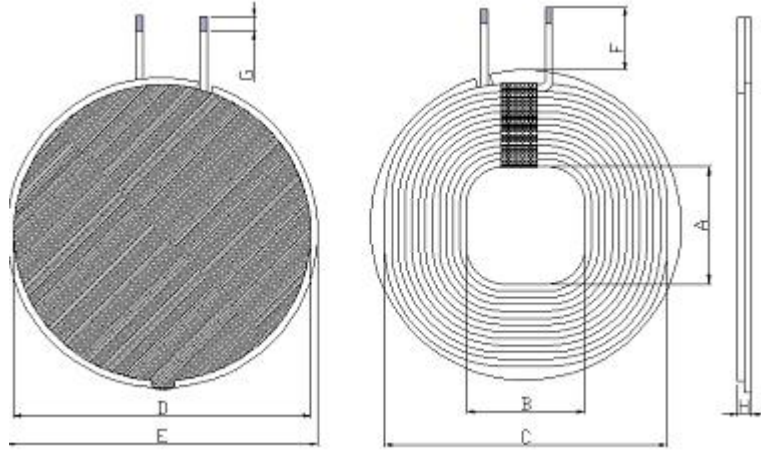
NO	Project	Material
1	WIRE	φ 0.07*100p 2UEW-1.0mm
2	FERRITE	50*5.3*1.0 Double groove with holes Ferrite hard magnet
3	GLUE	White glue
4	SOLDER	XCD-907B
5	Adhesive	Double sided adhesive backing
6	High temperature adhesive	8MM High temperature tape
7		
8		

三 . CIRCUIT DIAGRAM



Peak gain:0dBi
unit : MM

四 . OUTSIDE DIAGRA

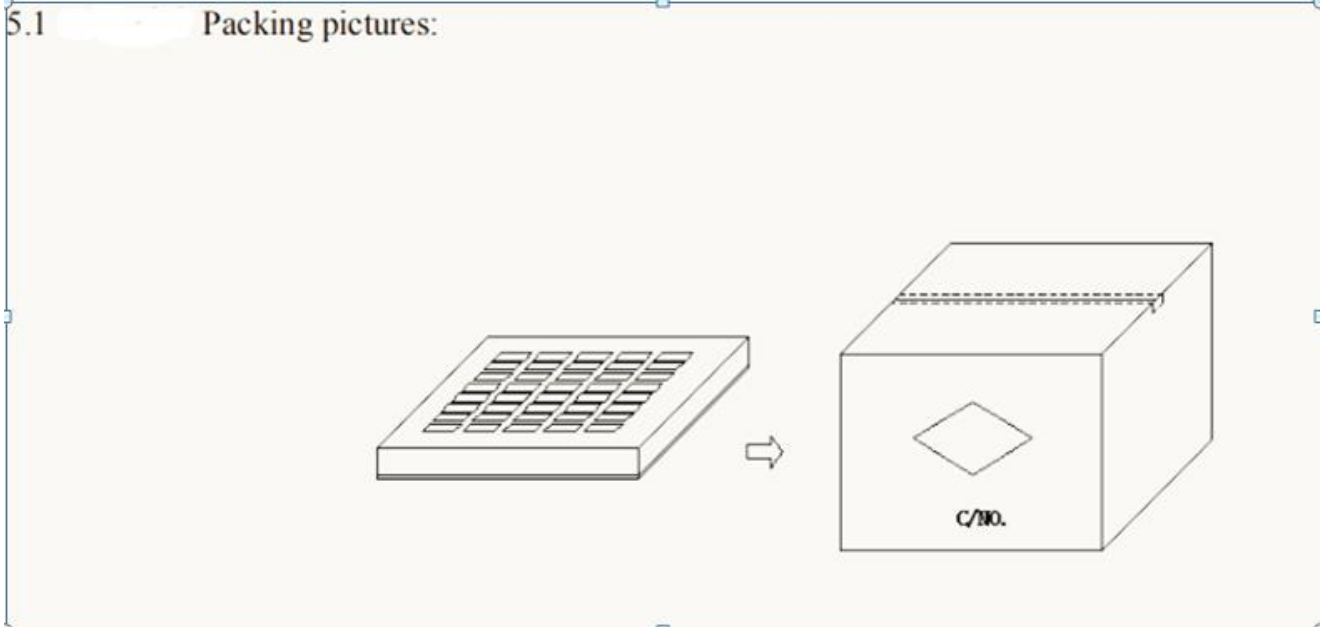


Note: Wrap 8MM (ref) high-temperature adhesive tape around the coil outlet position,

Standard	A	B	C	D	E	F	H	
STD	18.5±0.5	18.5±0.5	49.5±0.5	48.5±0.2	50±0.5	50±2	2.3Max	

unit : MM

五 . PACKAGE



5.3 The packaging is based on the existing packaging plate as the reference standard, and the actual shipment packaging is the standard. If there are special requirements, customization can be made.

Shenzhen Tuo Chengda Electronics Co., LTD

Room 402, Building B, Yiquan Industrial Park, No. 436 Fuqian Road, Guanlan Street, Longhua New District, Shenzhen

The packaging shall be based on the existing packing plate and the actual delivery package shall prevail .If there is any requirement,we can customize it.

Sample Test Data

Custom		Customer number		Date	2019-7-3		Document number				
Product number		Product specifications	5.0*5.3*1.0		Version	0A		Page			
Test items	<i>Characteristic testing</i>				<i>Dimensional measurement</i>						
	<i>Ls</i>	<i>Q</i>	<i>DCR</i>	<i>A</i>	<i>B</i>	<i>C</i>	<i>D</i>	<i>E</i>	<i>F</i>	<i>H</i>	
<i>Specification standards</i>	10	≥90	≤85	50±0.5	48±1	19±0.5	30±2	10±1	3±1	4.0Max	
<i>unit</i>	<i>uH</i>		<i>mΩ</i>	<i>MM</i>							
<i>Test conditions</i>	<i>L C R (1 K H Z / 1 . 0 V)</i>				<i>Digital Caliper</i>						
TEST DATA											
<i>No1.</i>	9.60	119.9	66.18	49.84	47.71	19.43	30.98	10.77	3.37	3.55	
<i>No2.</i>	9.68	111.7	65.86	49.86	47.77	19.43	30.19	10.94	3.58	3.57	
<i>No3.</i>	9.67	13.6	65.99	49.96	47.64	19.46	30.91	10.92	3.39	3.52	
<i>No4.</i>	9.61	121.3	66.08	49.88	47.71	19.42	30.11	10.97	3.47	3.54	
<i>No5.</i>	9.20	116.5	65.79	49.90	47.47	19.34	30.84	10.94	3.58	3.43	
<i>No6.</i>											
<i>No7.</i>											
<i>Judgment results</i>	OK	OK	OK	OK	OK	OK	OK	OK	OK	OK	
<i>Remarks:</i>					<i>Approval</i>						
					<i>Drawn</i>	<i>Checked</i>	<i>Approved</i>				

Shenzhen Tuo Chengda Electronics Co., LTD

Room 402, Building B, Yiquan Industrial Park, No. 436 Fuqian Road, Guanlan Street, Longhua New District, Shenzhen

				Customer	
				Approval	