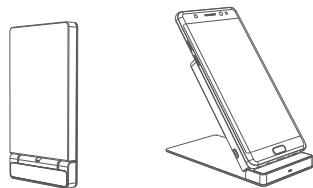




Wireless Charger Stand



Parameter specification

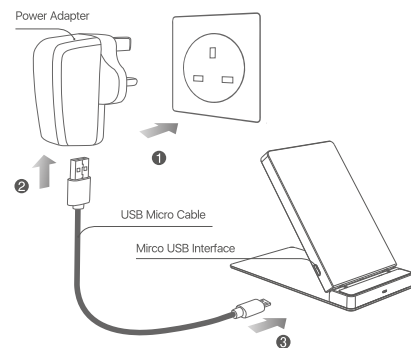
Model: ACD01
FCC ID: 2AWXK-ACD01
Input voltage/current: 5V/2.0A, 9V/1.8A
Output power: 5W/7.5W/10W
Product standard: Qi Standard
Charging frequency: 110~205KHz
Transmission Distance: ≤10mm (The optimal 3.5mm)
Efficiency: ≥75%
Product size: 128.5*68.5*11.5mm

Indicating status and protection function

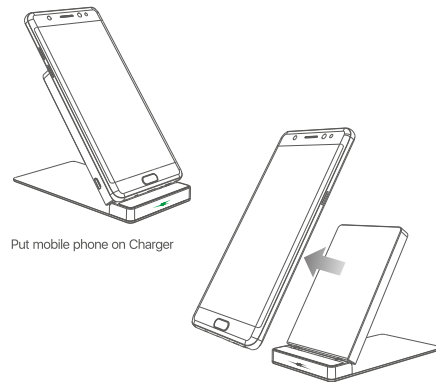
1. LED blue light: Standby
2. LED green light: Charging
3. Blue light flashing: Mobile phone location in deviation or over temperature protection.



Instructions



1. Plug the power adapter into the socket.
2. Micro-USB side connects the power adapter, Micro-USB cable connects the wireless charging stand.
3. Blue light is wireless charging indicator light.
4. Put the mobile phone which supports wireless charging function on the launch plate correctly. Indicator light changes to green from blue if it starts to charge. The light will be blue if you remove the mobile phone, which means the wireless charging stand enters in a standby mode.



5. Foldable wireless charger built-in spindle, the angle between pannel and activities racks can be adjusted according to the need(Angle:0-90 degrees).The charger is controlled by intelligent chip, it can be used safely for a long time standby.

Note: Only a Qualcomm Quick Charger 2.0/3.0 supported standard power adapter can support the fast wireless charging ability. This product is not included with the unit and will need to be purchased seperately.

Attention

1. Please do not heavily extrude or collide.
2. Please do not dismantle or put in into fire or water when the product is power-on, to avoid shot circuit or leakage.
3. Please do not use it in severe high temperature, high humidity or corrosive environment, to avoid the lost efficacy of magnetic card
4. Please do not put the magnetic strip or chip card (such as ID card, bankcard etc.) on the charging pad to avoid to cause magnetic card lose efficacy.
5. Please do not put the metal (such as coin etc.) on the charging pad when charging, to avoid damage from heating.
6. Please take care of the children and ensure they won't play the wireless charger as a toy, to avoid unnecessary accidents.

FCC Statement

NOTE: This equipment has been tested and found to comply with the limits for a Class B digital device, pursuant to part 15 of the FCC Rules. These limits are designed to provide reasonable protection against harmful interference in a residential installation. This equipment generates uses and can radiate radio frequency energy and, if not installed and used in accordance with the instructions, may cause harmful interference to radio communications. However, there is no guarantee that interference will not occur in a particular installation. If this equipment does cause harmful interference to radio or television reception, which can be determined by turning the equipment off and on, the user is encouraged to try to correct the interference by one or more of the following measures:

- Reorient or relocate the receiving antenna.
- Increase the separation between the equipment and receiver.
- Connect the equipment into an outlet on a circuit different from that to which the receiver is connected.
- Consult the dealer or an experienced radio/TV technician for help

Changes or modifications not expressly approved by the party responsible for compliance could void the user's authority to operate the equipment. This device complies with Part 15 of the FCC Rules. Operation is subject to the following two conditions:

- (1) this device may not cause harmful interference, and
- (2) this device must accept any interference received, including interference that may cause undesired operation.

RF Exposure Warning Statements:

This equipment complies with FCC radiation exposure limits set forth for an uncontrolled environment. This equipment shall be installed and operated with minimum distance 20cm between the radiator & body.

Noted: The picture on the manual just sketch map, the end product in kind prevail.

Including: Foldable fast wireless charger, 120cm Micro USB cable, products manual.