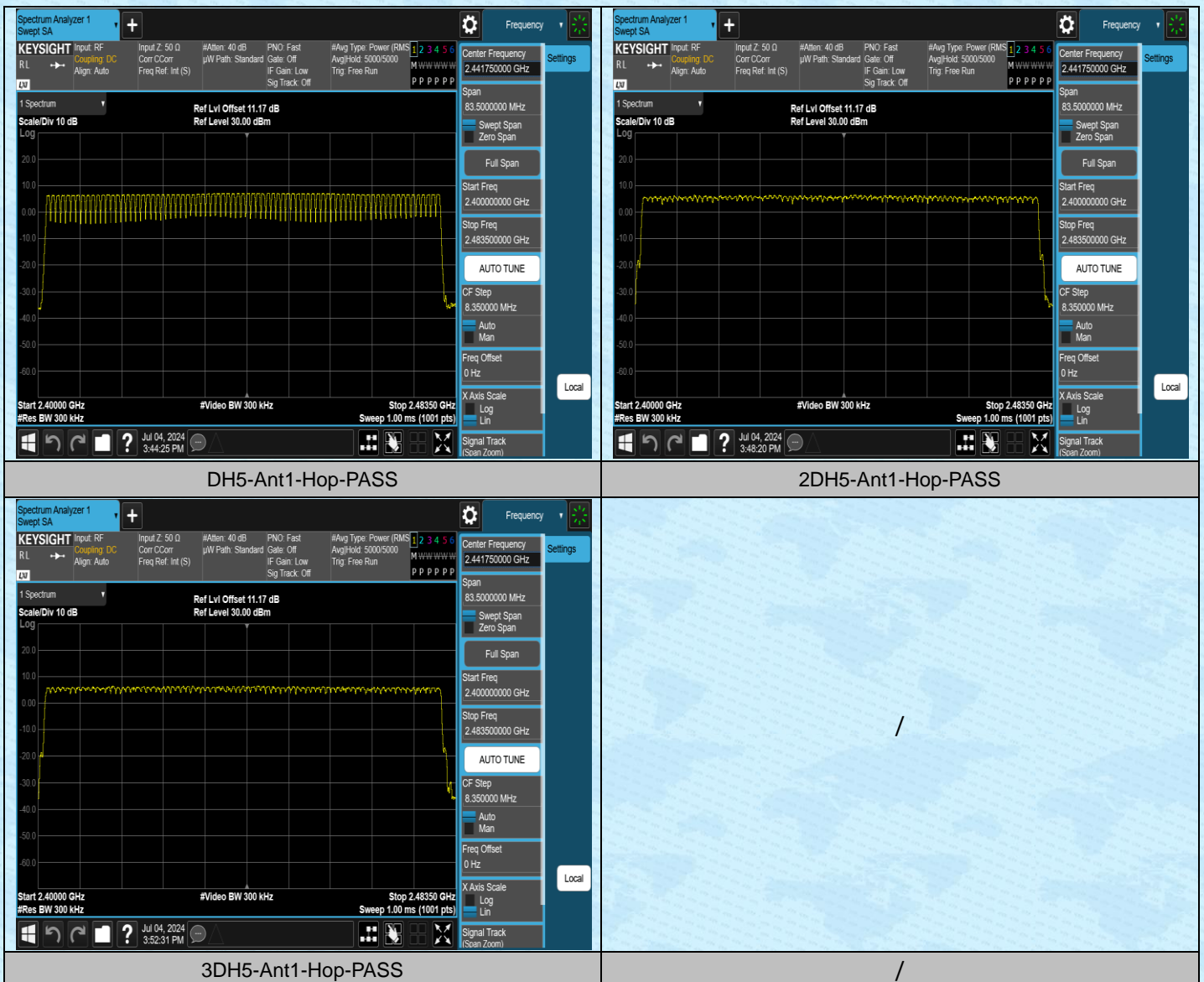


AppendixF: Number of hopping channels

Test Result

TestMode	Antenna	Frequency[MHz]	Result[Num]	Limit[Num]	Verdict
DH5	Ant1	Hop	79	≥15	PASS
2DH5	Ant1	Hop	79	≥15	PASS
3DH5	Ant1	Hop	79	≥15	PASS

Test Graphs

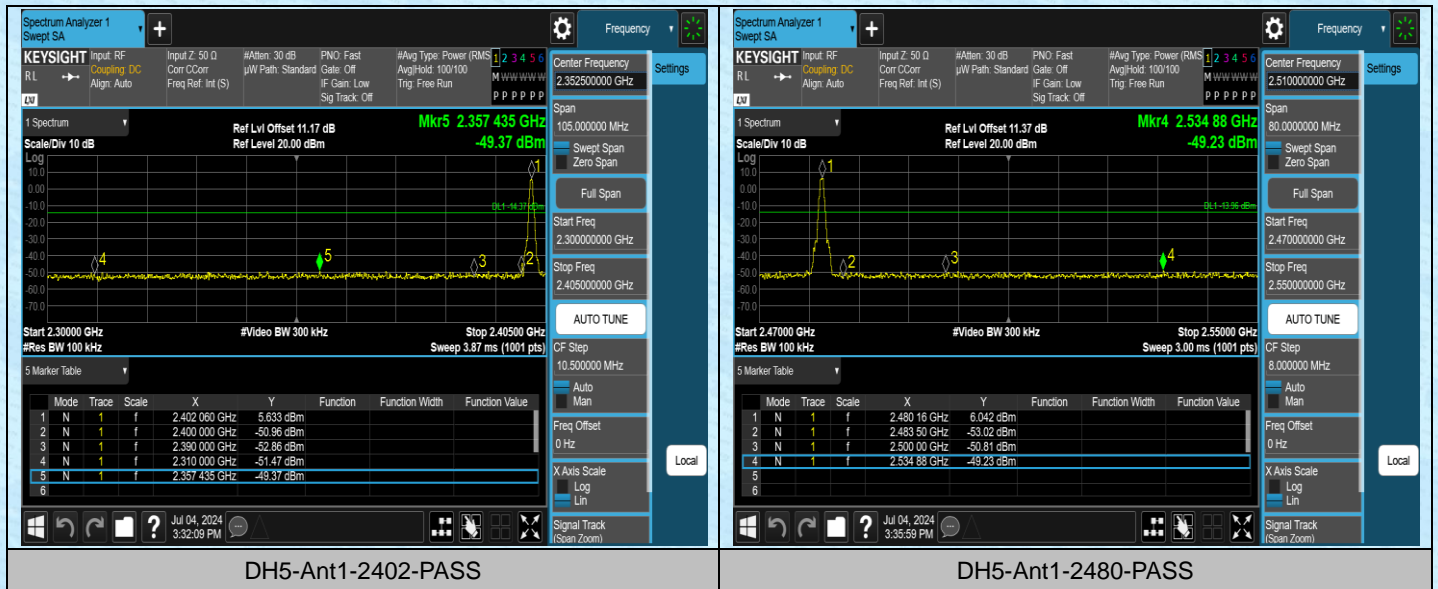


AppendixG:Band edge measurements

Test Result

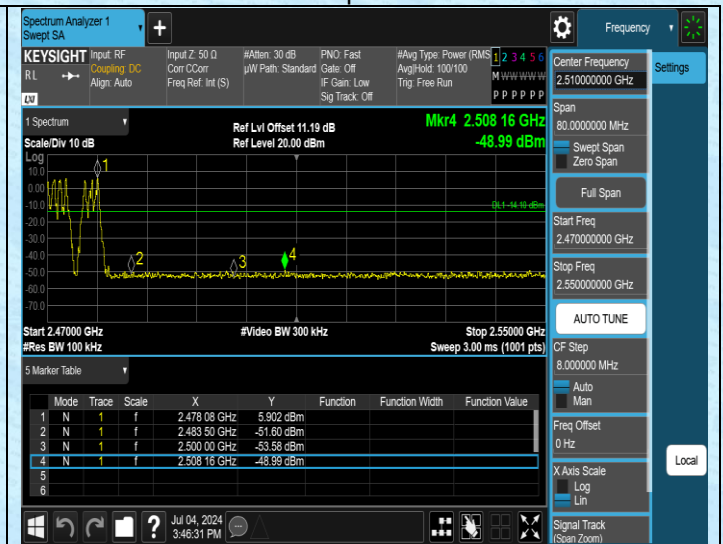
TestMode	Antenna	Channel	Frequency [MHz]	RefLevel [dBm]	Result [dBm]	Limit [dBm]	Verdict
DH5	Ant1	Low	2402	5.63	-49.37	≤-14.37	PASS
DH5	Ant1	High	2480	6.04	-49.23	≤-13.96	PASS
DH5	Ant1	Low	Hop_2402	4.78	-49.43	≤-15.22	PASS
DH5	Ant1	High	Hop_2480	5.90	-48.99	≤-14.1	PASS
2DH5	Ant1	Low	2402	5.23	-40.98	≤-14.77	PASS
2DH5	Ant1	High	2480	4.04	-47.83	≤-15.96	PASS
2DH5	Ant1	Low	Hop_2402	0.92	-50.15	≤-19.08	PASS
2DH5	Ant1	High	Hop_2480	4.84	-49.16	≤-15.16	PASS
3DH5	Ant1	Low	2402	5.59	-42.64	≤-14.41	PASS
3DH5	Ant1	High	2480	5.13	-48.81	≤-14.87	PASS
3DH5	Ant1	Low	Hop_2402	2.84	-49.45	≤-17.16	PASS
3DH5	Ant1	High	Hop_2480	3.97	-48.86	≤-16.03	PASS

Test Graphs

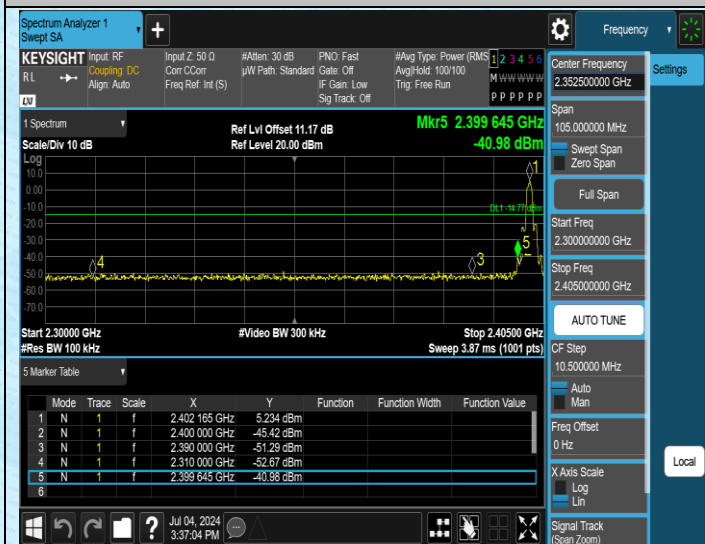




DH5-Ant1-Hop_2402-PASS



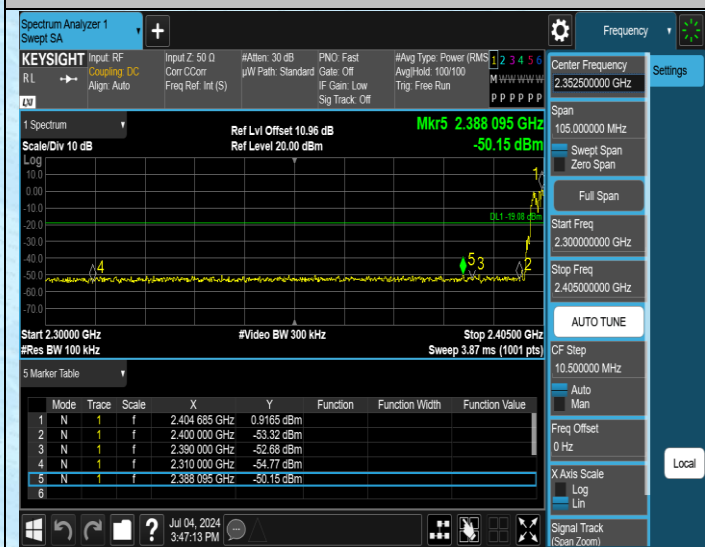
DH5-Ant1-Hop_2480-PASS



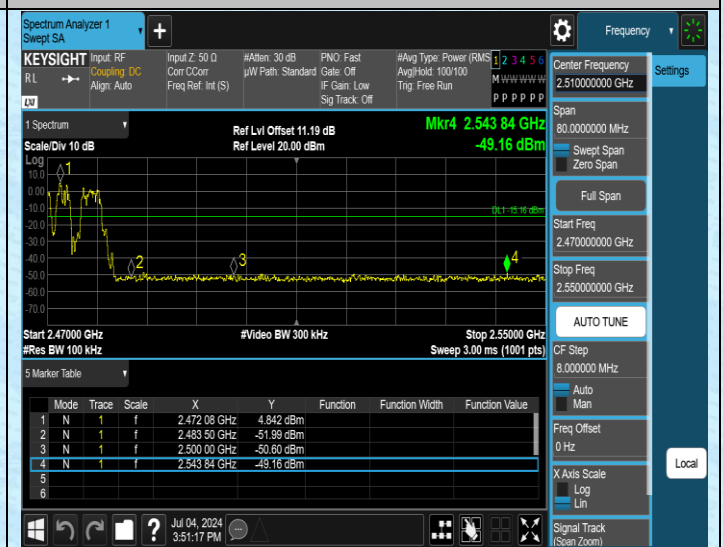
2DH5-Ant1-2402-PASS



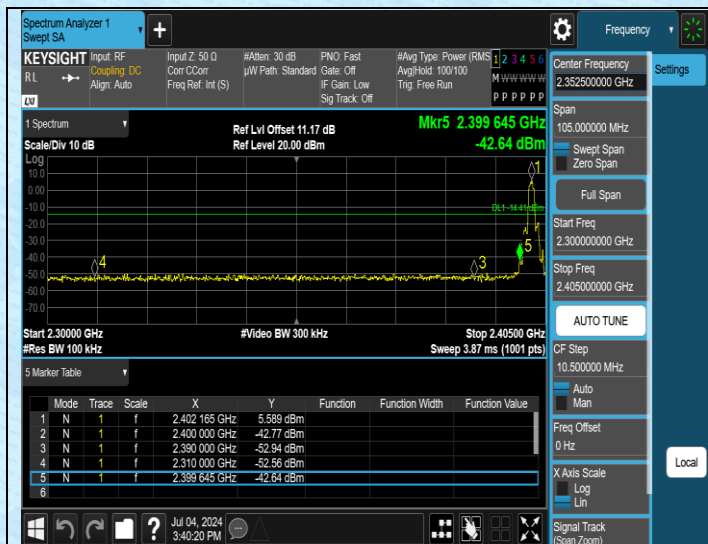
2DH5-Ant1-2480-PASS



2DH5-Ant1-Hop_2402-PASS



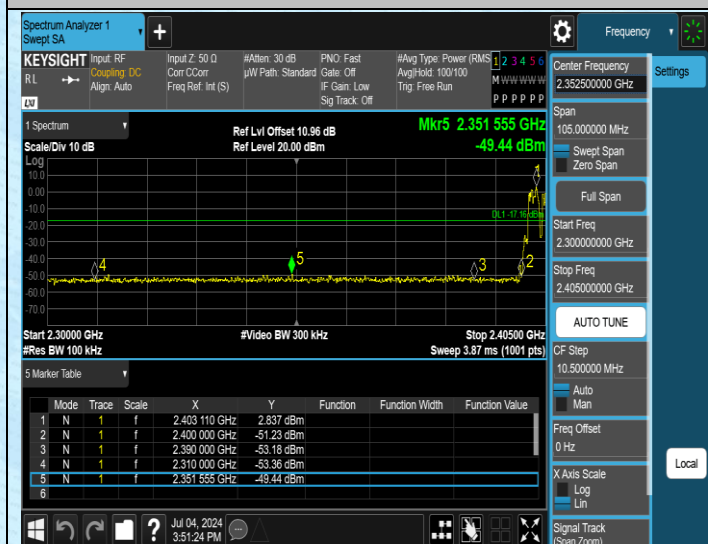
2DH5-Ant1-Hop_2480-PASS



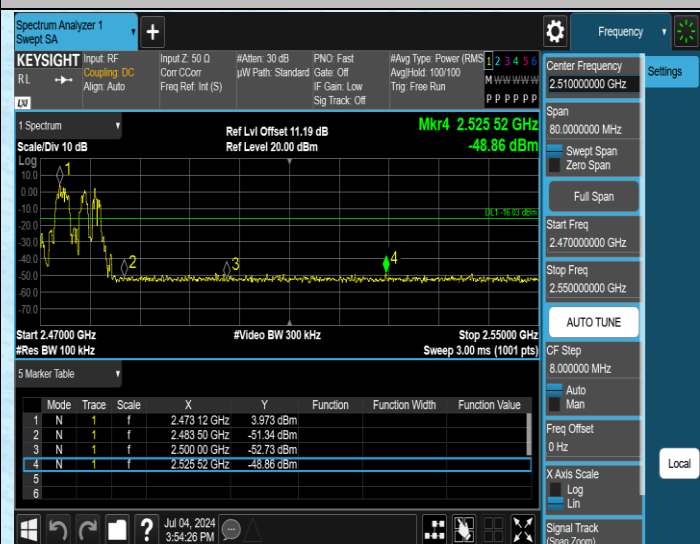
3DH5-Ant1-2402-PASS



3DH5-Ant1-2480-PASS



3DH5-Ant1-Hop_2402-PASS



3DH5-Ant1-Hop_2480-PASS

AppendixH:Conducted Spurious Emission

Test Result

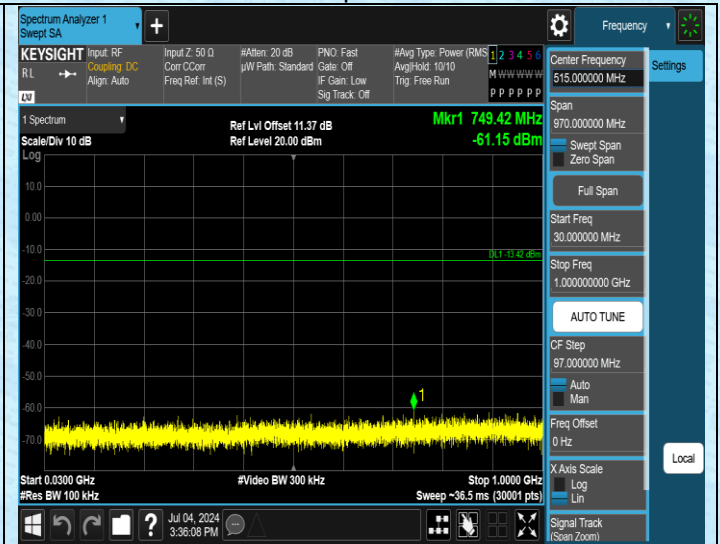
TestMode	Antenna	Frequency [MHz]	FreqRange [MHz]	RefLevel [dBm]	Result [dBm]	Limit [dBm]	Verdict
DH5	Ant1	2402	0~Reference	6.11	6.11	---	PASS
DH5	Ant1	2402	30~1000	6.11	-60.34	≤-13.89	PASS
DH5	Ant1	2402	1000~26500	6.11	-49.94	≤-13.89	PASS
DH5	Ant1	2441	0~Reference	7.27	7.27	---	PASS
DH5	Ant1	2441	30~1000	7.27	-60.67	≤-12.73	PASS
DH5	Ant1	2441	1000~26500	7.27	-48.33	≤-12.73	PASS
DH5	Ant1	2480	0~Reference	6.58	6.58	---	PASS
DH5	Ant1	2480	30~1000	6.58	-61.15	≤-13.42	PASS
DH5	Ant1	2480	1000~26500	6.58	-49.6	≤-13.42	PASS
2DH5	Ant1	2402	0~Reference	5.25	5.25	---	PASS
2DH5	Ant1	2402	30~1000	5.25	-61.72	≤-14.75	PASS
2DH5	Ant1	2402	1000~26500	5.25	-50.46	≤-14.75	PASS
2DH5	Ant1	2441	0~Reference	6.10	6.10	---	PASS
2DH5	Ant1	2441	30~1000	6.10	-61.21	≤-13.9	PASS
2DH5	Ant1	2441	1000~26500	6.10	-48.86	≤-13.9	PASS
2DH5	Ant1	2480	0~Reference	5.70	5.70	---	PASS
2DH5	Ant1	2480	30~1000	5.70	-61.86	≤-14.3	PASS
2DH5	Ant1	2480	1000~26500	5.70	-49.77	≤-14.3	PASS
3DH5	Ant1	2402	0~Reference	5.76	5.76	---	PASS
3DH5	Ant1	2402	30~1000	5.76	-61.82	≤-14.24	PASS
3DH5	Ant1	2402	1000~26500	5.76	-49.52	≤-14.24	PASS
3DH5	Ant1	2441	0~Reference	6.39	6.39	---	PASS
3DH5	Ant1	2441	30~1000	6.39	-61.14	≤-13.61	PASS
3DH5	Ant1	2441	1000~26500	6.39	-49.34	≤-13.61	PASS
3DH5	Ant1	2480	0~Reference	6.00	6.00	---	PASS
3DH5	Ant1	2480	30~1000	6.00	-61.17	≤-14	PASS
3DH5	Ant1	2480	1000~26500	6.00	-49.41	≤-14	PASS

Test Graphs





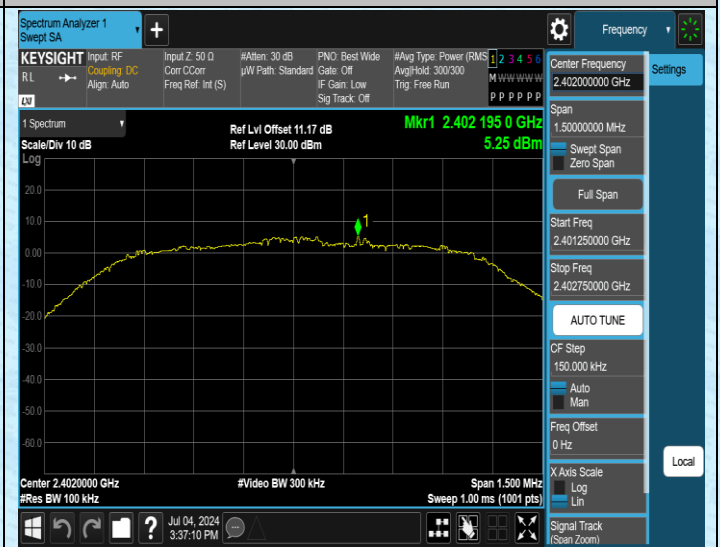
DH5-Ant1-2480-0~Reference-PASS



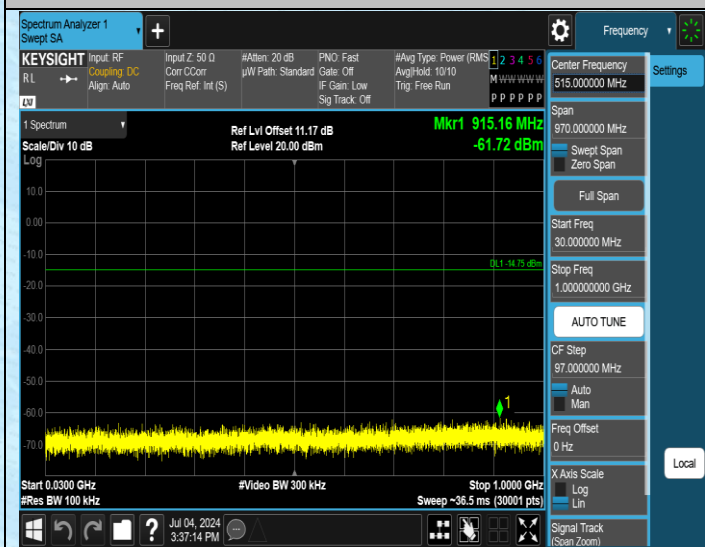
DH5-Ant1-2480-30~1000-PASS



DH5-Ant1-2480-1000~26500-PASS



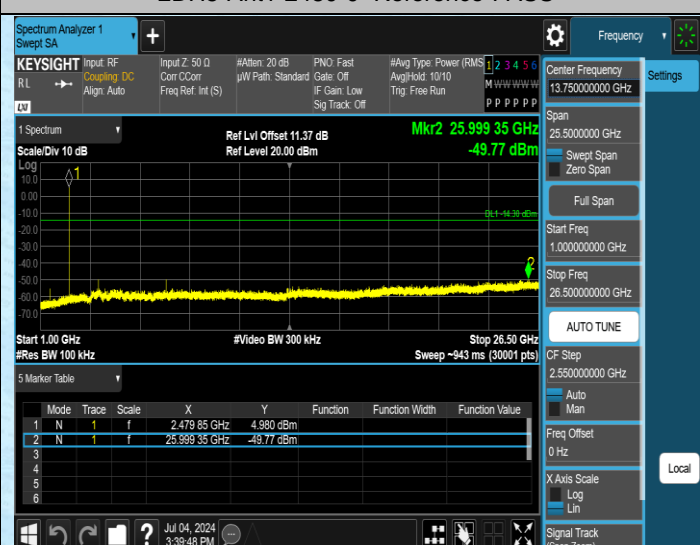
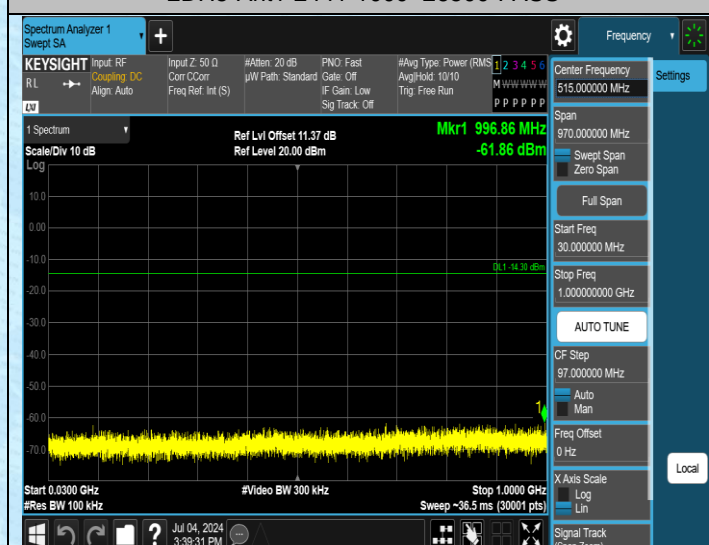
2DH5-Ant1-2402-0~Reference-PASS

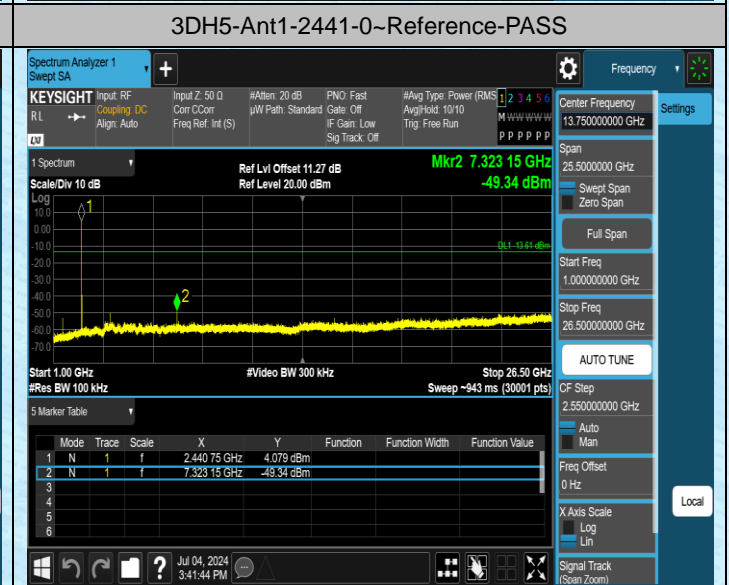
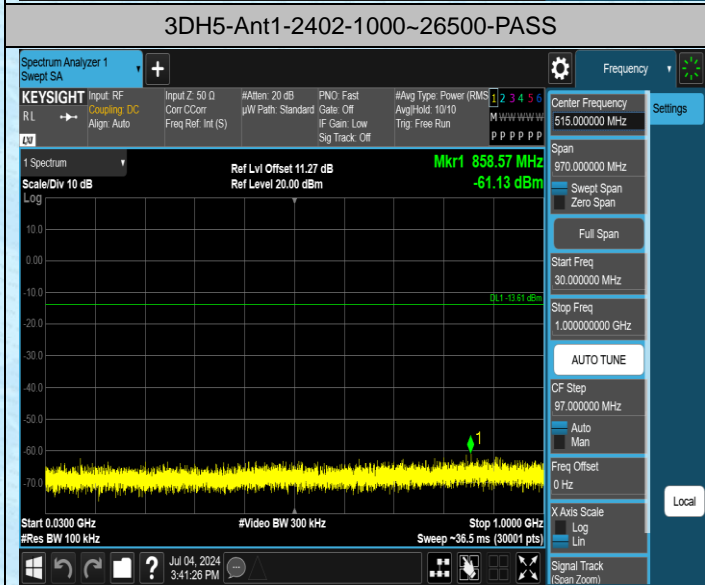
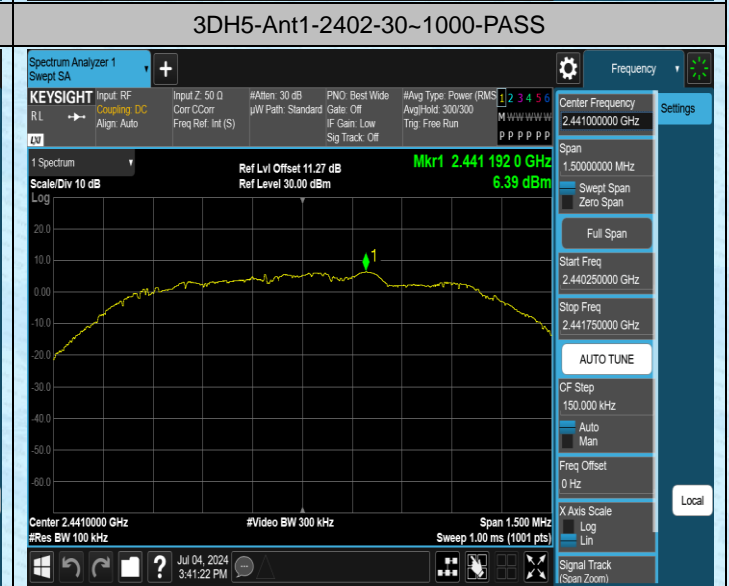
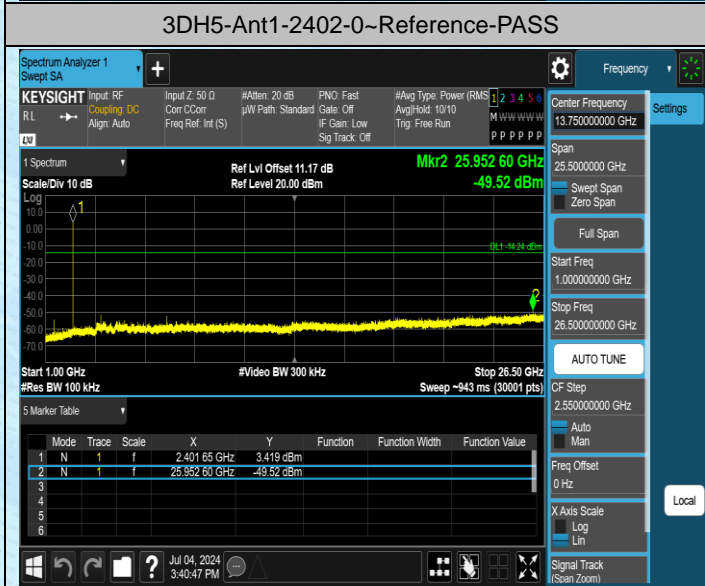
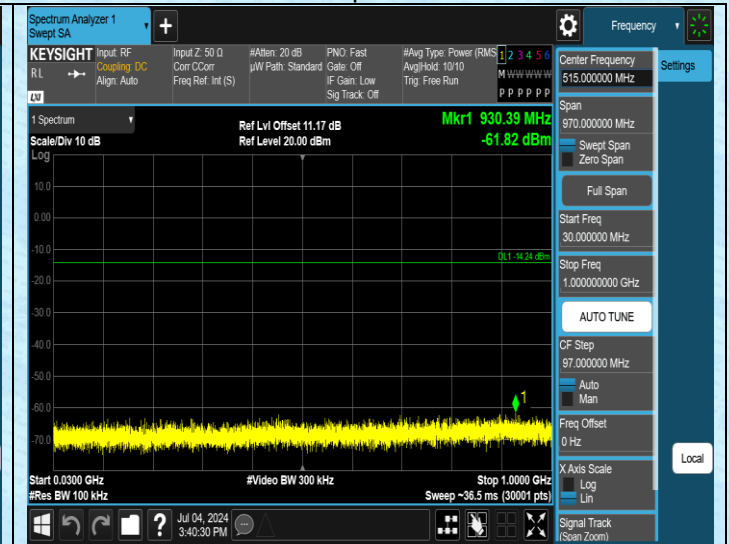


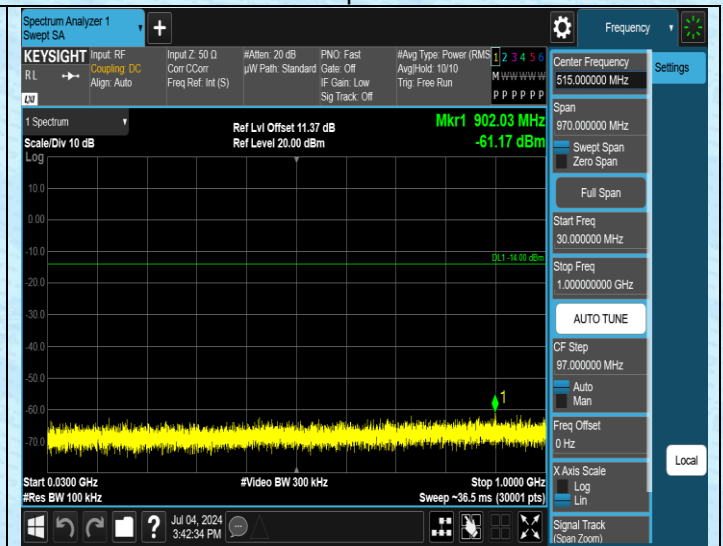
2DH5-Ant1-2402-30~1000-PASS



2DH5-Ant1-2402-1000~26500-PASS





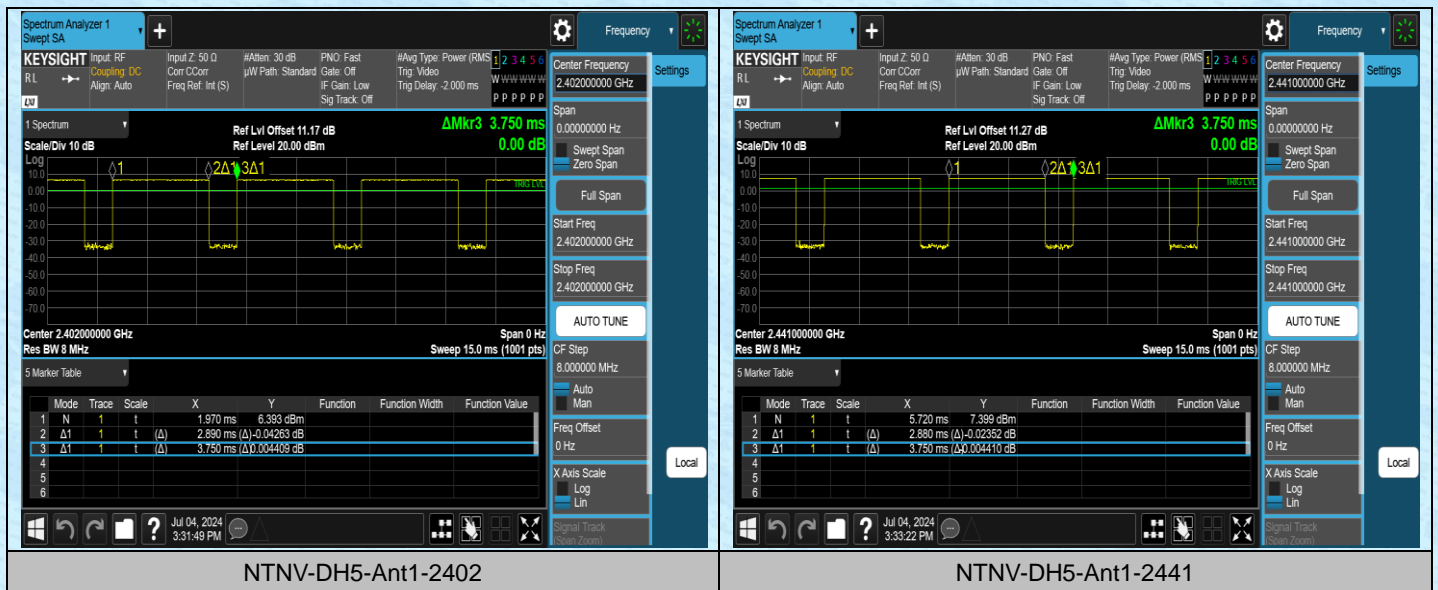


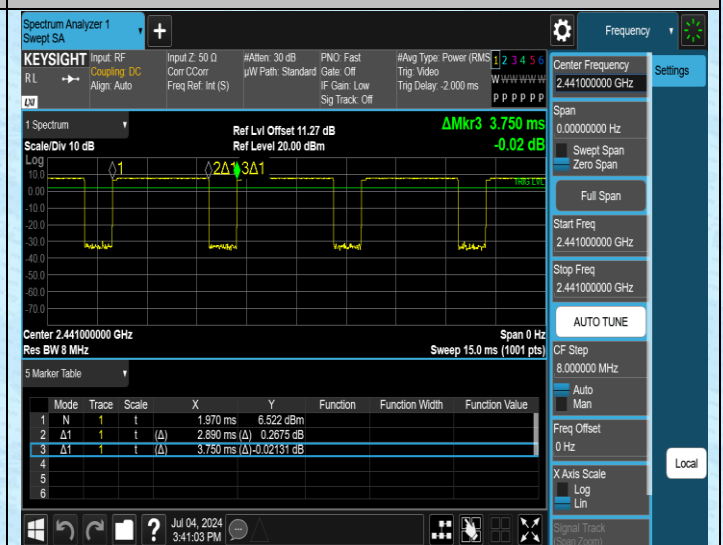
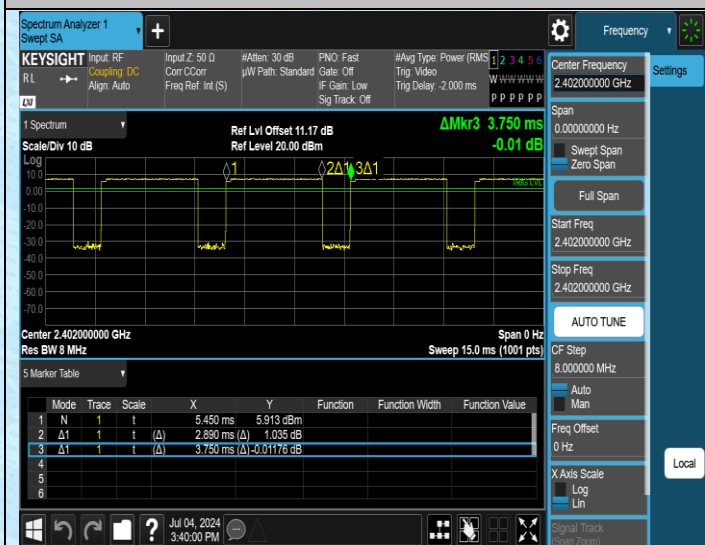
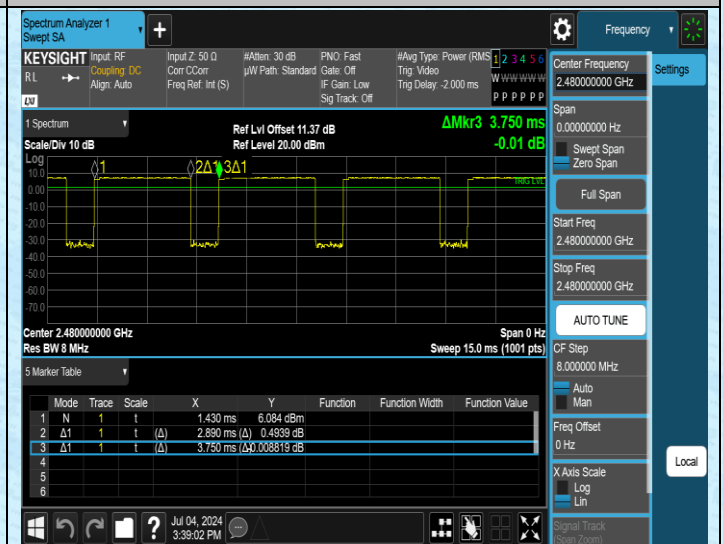
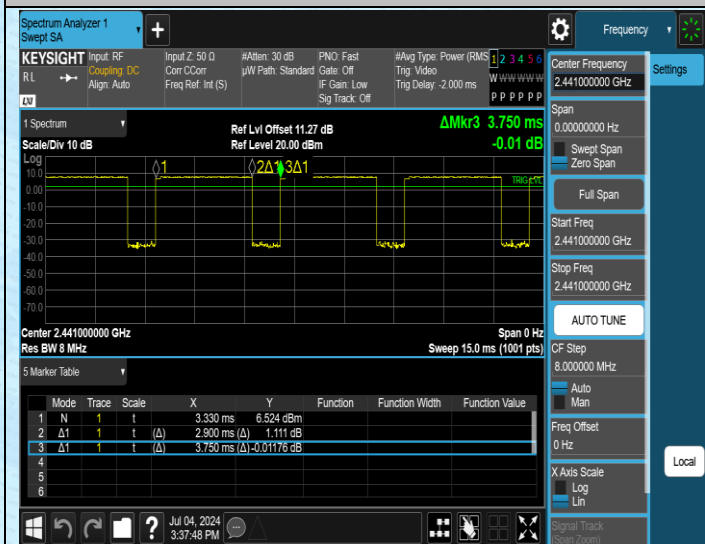
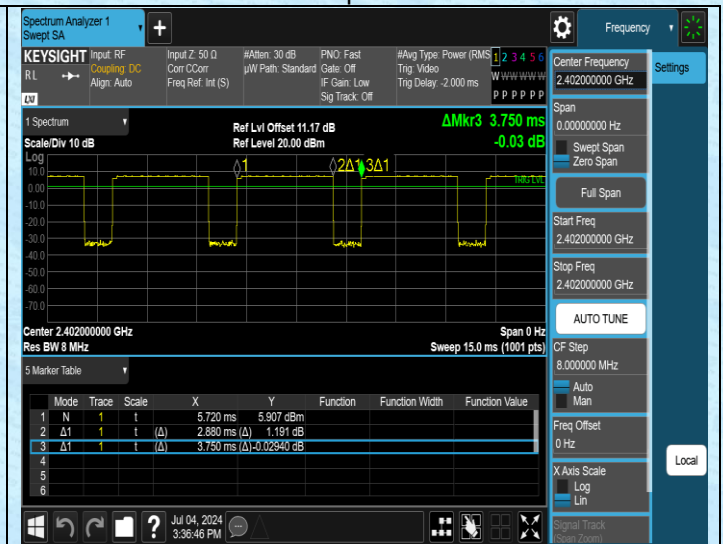
AppendixI: Duty Cycle

Test Result

TestMode	Antenna	Frequency [MHz]	ON Time [ms]	Period [ms]	Duty Cycle [%]	Duty Cycle Factor[dB]
DH5	Ant1	2402	2.89	3.75	77.07	1.13
DH5	Ant1	2441	2.88	3.75	76.80	1.15
DH5	Ant1	2480	2.88	3.75	76.80	1.15
2DH5	Ant1	2402	2.88	3.75	76.80	1.15
2DH5	Ant1	2441	2.90	3.75	77.33	1.12
2DH5	Ant1	2480	2.89	3.75	77.07	1.13
3DH5	Ant1	2402	2.89	3.75	77.07	1.13
3DH5	Ant1	2441	2.89	3.75	77.07	1.13
3DH5	Ant1	2480	2.89	3.75	77.07	1.13

Test Graphs







-----End-----