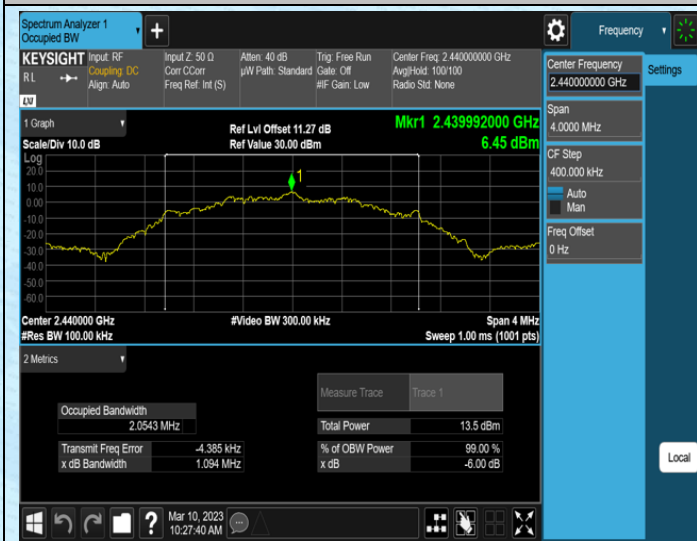
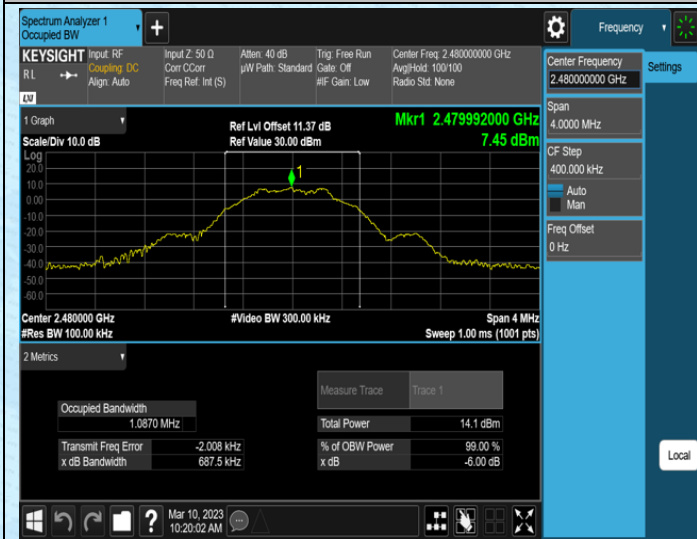
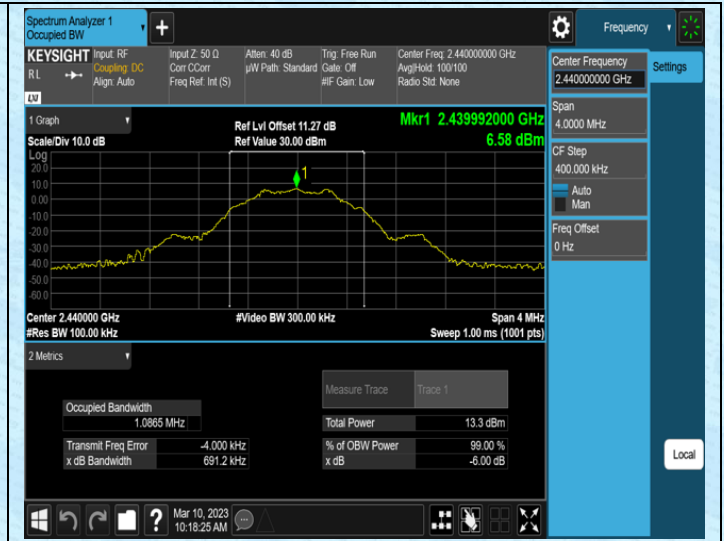
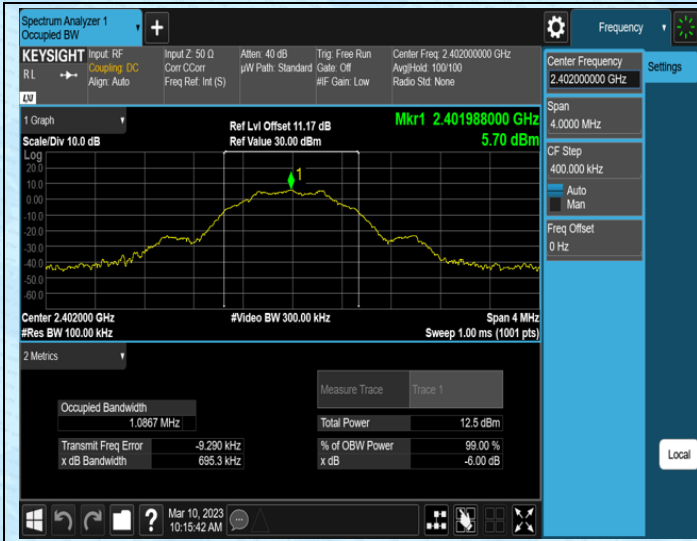


AppendixA: DTS Bandwidth

Test Result

TestMode	Antenna	Frequency[MHz]	DTS BW [MHz]	Limit[MHz]	Verdict
BLE_1M	Ant1	2402	0.6953	0.5	PASS
BLE_1M	Ant1	2440	0.6912	0.5	PASS
BLE_1M	Ant1	2480	0.6875	0.5	PASS
BLE_2M	Ant1	2402	1.083	0.5	PASS
BLE_2M	Ant1	2440	1.094	0.5	PASS
BLE_2M	Ant1	2480	1.094	0.5	PASS

Test Graphs

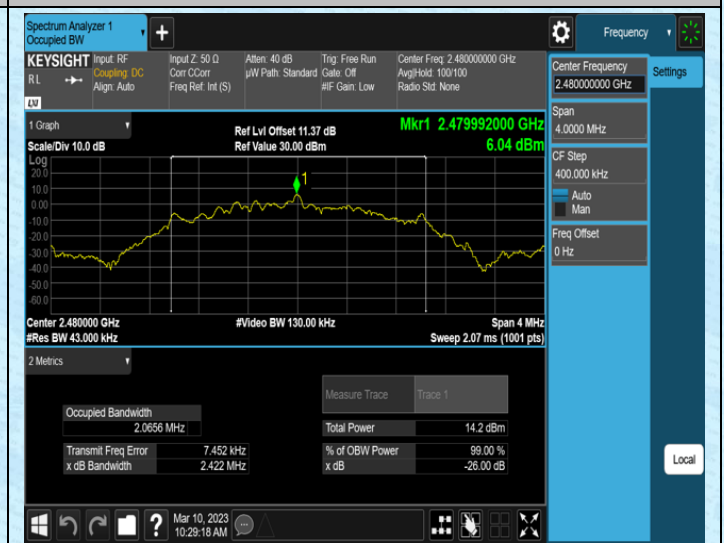
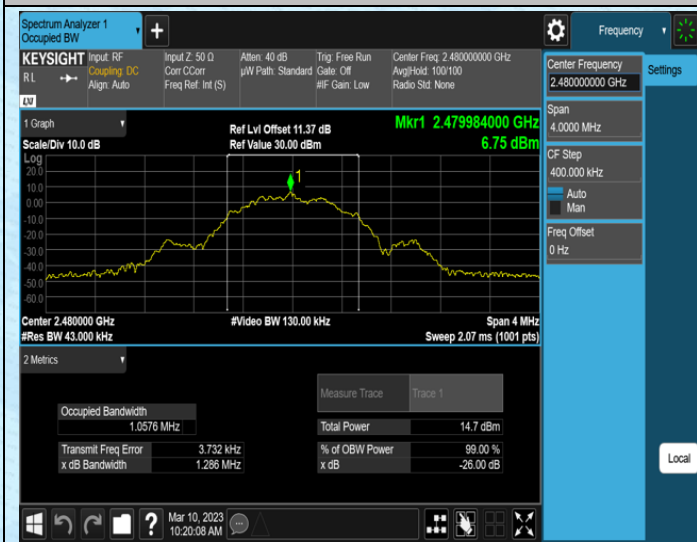
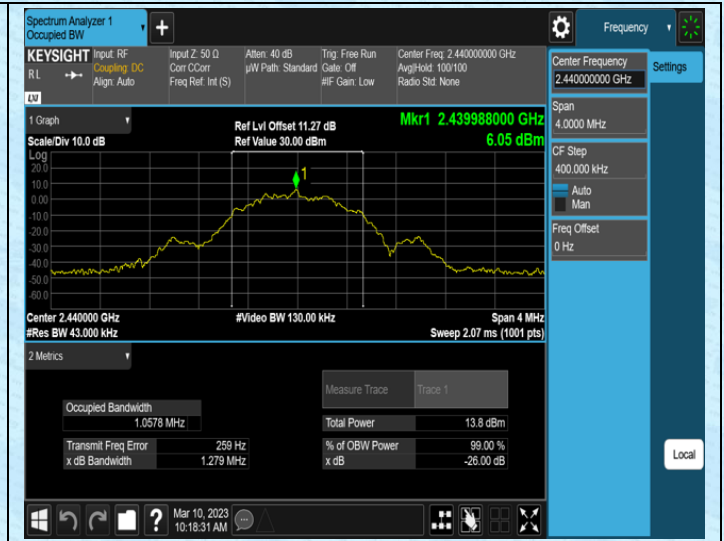
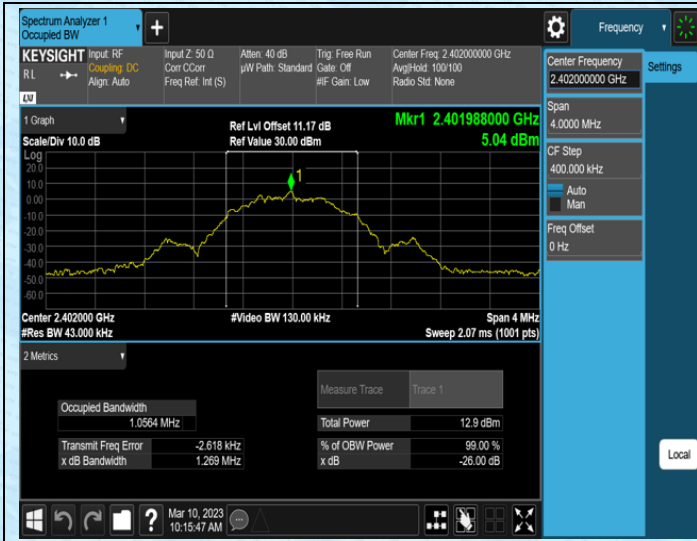


AppendixB: Occupied Channel Bandwidth

Test Result

TestMode	Antenna	Frequency[MHz]	OCB [MHz]	FL[MHz]	FH[MHz]	Limit[MHz]	Verdict
BLE_1M	Ant1	2402	1.0564	2401.4692	2402.5256	---	---
BLE_1M	Ant1	2440	1.0578	2439.4714	2440.5292	---	---
BLE_1M	Ant1	2480	1.0576	2479.4749	2480.5325	---	---
BLE_2M	Ant1	2402	2.0690	2400.9662	2403.0352	---	---
BLE_2M	Ant1	2440	2.0687	2438.9695	2441.0382	---	---
BLE_2M	Ant1	2480	2.0656	2478.9747	2481.0403	---	---

Test Graphs



AppendixC: Maximum conducted output power**Test Result Peak**

TestMode	Antenna	Frequency[MHz]	Average Power(dBm)	Conducted Peak Power[dBm]	Conducted Limit[dBm]	Verdict
BLE_1M	Ant1	2402	6.81	6.89	≤30	PASS
BLE_1M	Ant1	2440	6.60	7.33	≤30	PASS
BLE_1M	Ant1	2480	5.79	8.31	≤30	PASS
BLE_2M	Ant1	2402	3.26	6.48	≤30	PASS
BLE_2M	Ant1	2440	2.74	7.35	≤30	PASS
BLE_2M	Ant1	2480	2.88	8.28	≤30	PASS

Test Graphs Peak



AppendixD: Maximum power spectral density**Test Result**

TestMode	Antenna	Frequency[MHz]	Result[dBm/3kHz]	Limit[dBm/3kHz]	Verdict
BLE_1M	Ant1	2402	-7.8	≤8.00	PASS
BLE_1M	Ant1	2440	-6.96	≤8.00	PASS
BLE_1M	Ant1	2480	-5.94	≤8.00	PASS
BLE_2M	Ant1	2402	-10.73	≤8.00	PASS
BLE_2M	Ant1	2440	-9.86	≤8.00	PASS
BLE_2M	Ant1	2480	-9.14	≤8.00	PASS

Test Graphs

