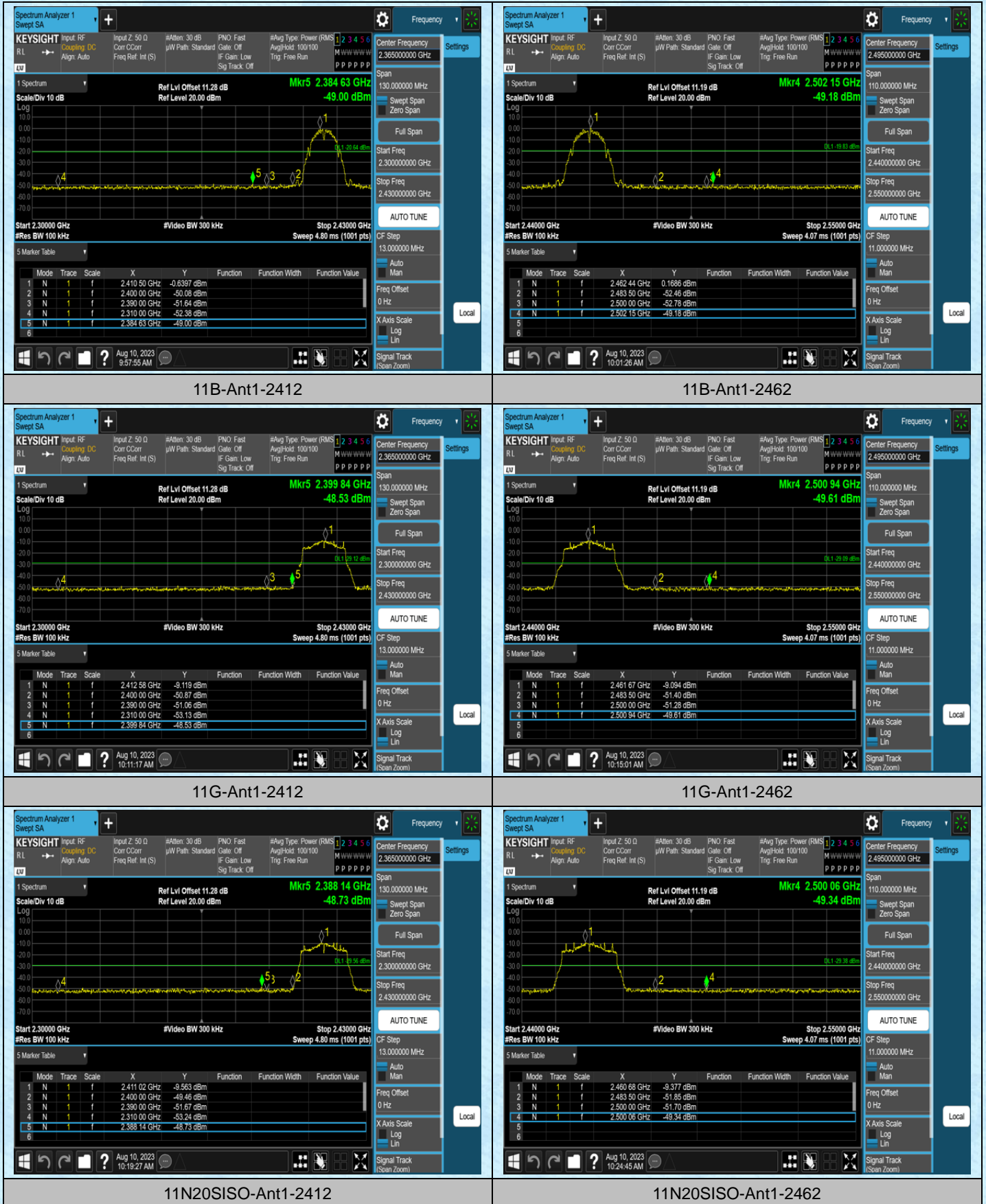


Test Graphs

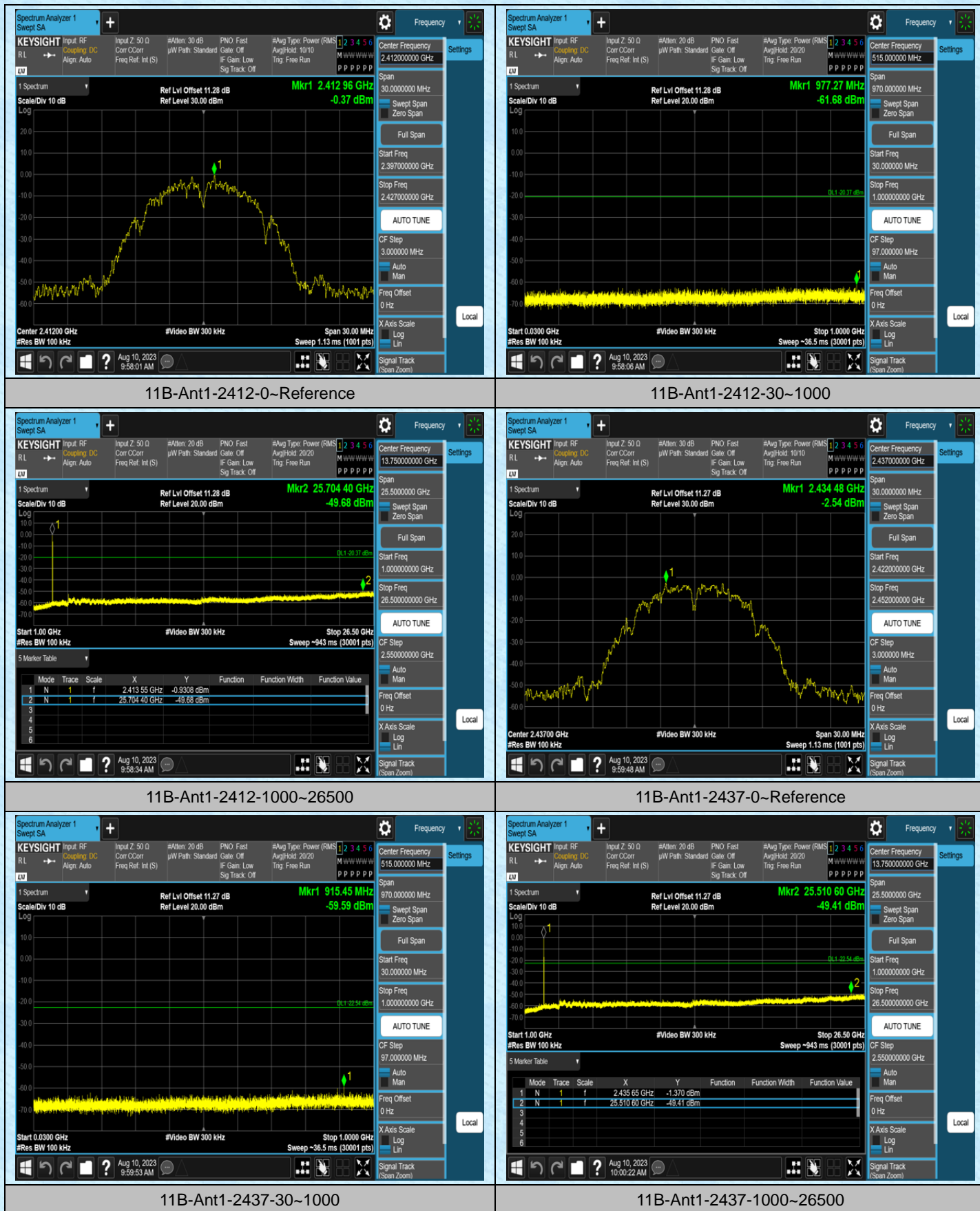


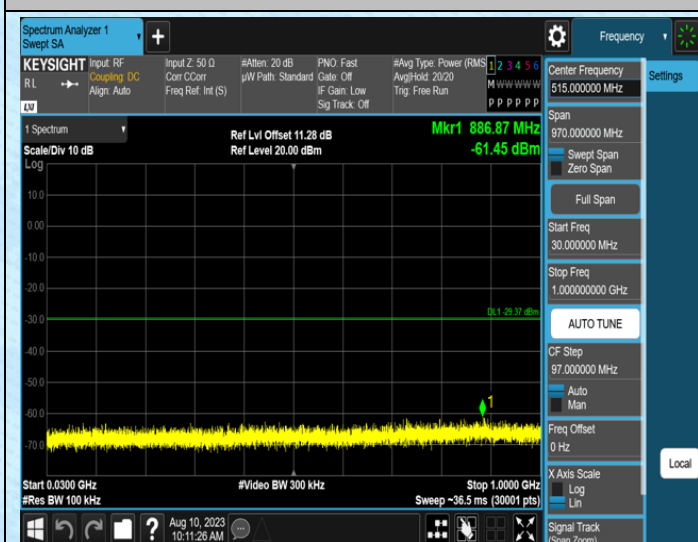
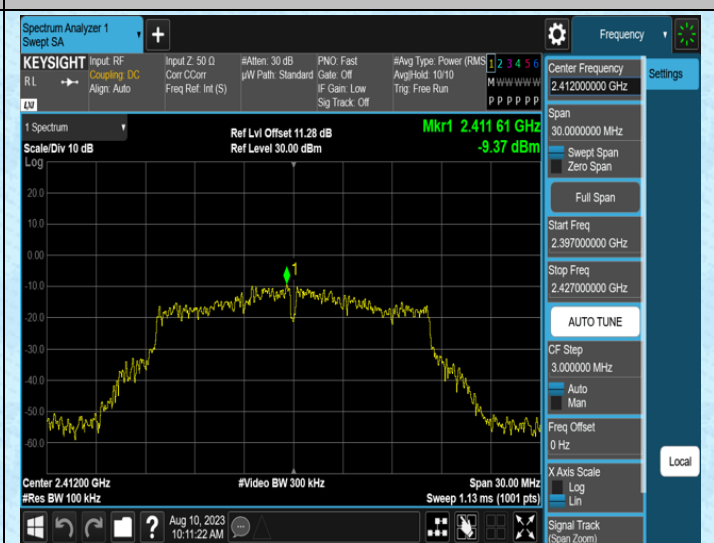
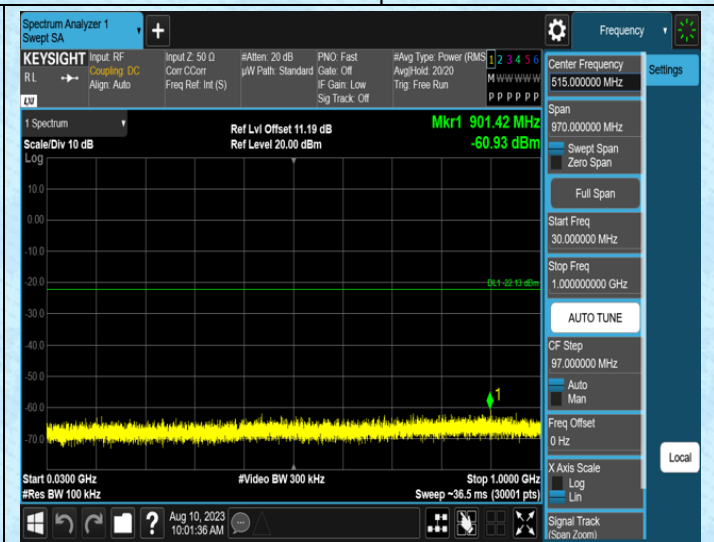
AppendixF:Conducted Spurious Emission

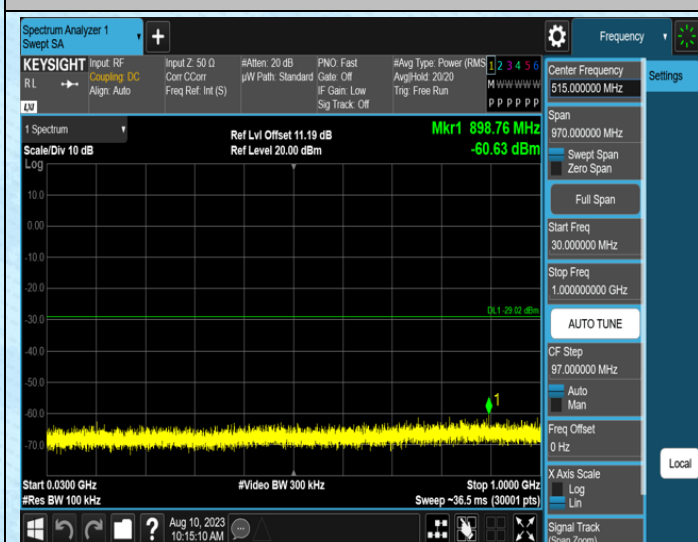
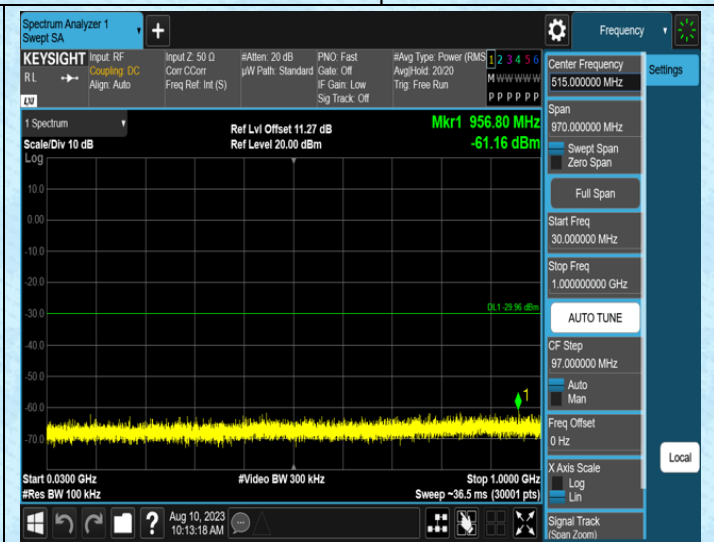
Test Result

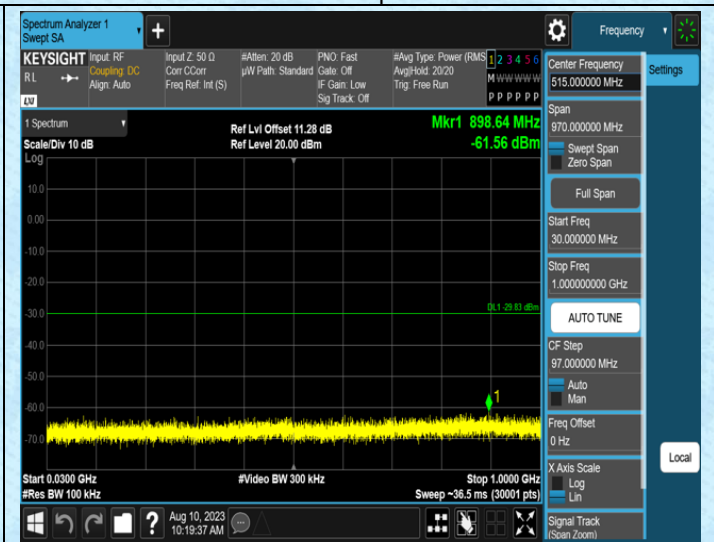
Test Mode	Antenna	Frequency [MHz]	FreqRange [Mhz]	RefLevel [dBm]	Result [dBm]	Limit [dBm]	Verdict
11B	Ant1	2412	0~Reference	-0.37	-0.37	---	PASS
11B	Ant1	2412	30~1000	-0.37	-61.68	≤-20.37	PASS
11B	Ant1	2412	1000~26500	-0.37	-49.68	≤-20.37	PASS
11B	Ant1	2437	0~Reference	-2.54	-2.54	---	PASS
11B	Ant1	2437	30~1000	-2.54	-59.59	≤-22.54	PASS
11B	Ant1	2437	1000~26500	-2.54	-49.41	≤-22.54	PASS
11B	Ant1	2462	0~Reference	-2.13	-2.13	---	PASS
11B	Ant1	2462	30~1000	-2.13	-60.93	≤-22.13	PASS
11B	Ant1	2462	1000~26500	-2.13	-48.58	≤-22.13	PASS
11G	Ant1	2412	0~Reference	-9.37	-9.37	---	PASS
11G	Ant1	2412	30~1000	-9.37	-61.45	≤-29.37	PASS
11G	Ant1	2412	1000~26500	-9.37	-48.91	≤-29.37	PASS
11G	Ant1	2437	0~Reference	-9.96	-9.96	---	PASS
11G	Ant1	2437	30~1000	-9.96	-61.16	≤-29.96	PASS
11G	Ant1	2437	1000~26500	-9.96	-49.73	≤-29.96	PASS
11G	Ant1	2462	0~Reference	-9.02	-9.02	---	PASS
11G	Ant1	2462	30~1000	-9.02	-60.63	≤-29.02	PASS
11G	Ant1	2462	1000~26500	-9.02	-49.3	≤-29.02	PASS
11N20SISO	Ant1	2412	0~Reference	-9.83	-9.83	---	PASS
11N20SISO	Ant1	2412	30~1000	-9.83	-61.56	≤-29.83	PASS
11N20SISO	Ant1	2412	1000~26500	-9.83	-48.99	≤-29.83	PASS
11N20SISO	Ant1	2437	0~Reference	-10.91	-10.91	---	PASS
11N20SISO	Ant1	2437	30~1000	-10.91	-60.96	≤-30.91	PASS
11N20SISO	Ant1	2437	1000~26500	-10.91	-49.76	≤-30.91	PASS
11N20SISO	Ant1	2462	0~Reference	-10.63	-10.63	---	PASS
11N20SISO	Ant1	2462	30~1000	-10.63	-61.36	≤-30.63	PASS
11N20SISO	Ant1	2462	1000~26500	-10.63	-48.45	≤-30.63	PASS

Test Graphs









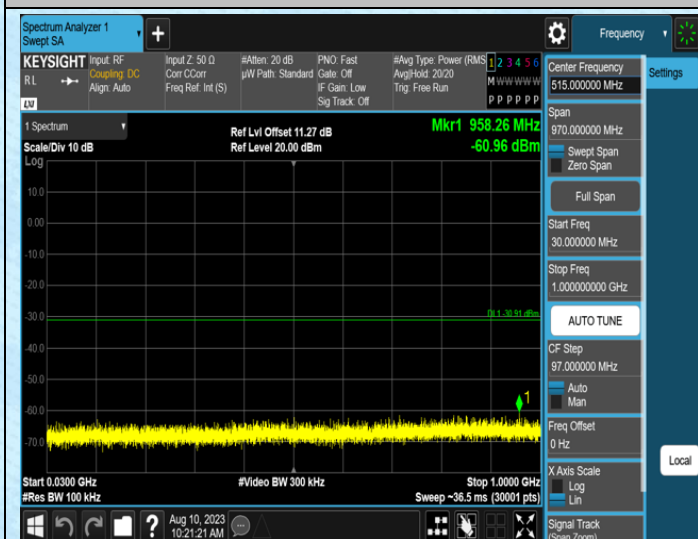
11N20SISO-Ant1-2412-0~Reference

11N20SISO-Ant1-2412-30~1000



11N20SISO-Ant1-2412-1000~26500

11N20SISO-Ant1-2437-0~Reference



11N20SISO-Ant1-2437-30~1000

11N20SISO-Ant1-2437-1000~26500



11N20SISO-Ant1-2462-0~Reference



11N20SISO-Ant1-2462-30~1000



11N20SISO-Ant1-2462-1000~26500



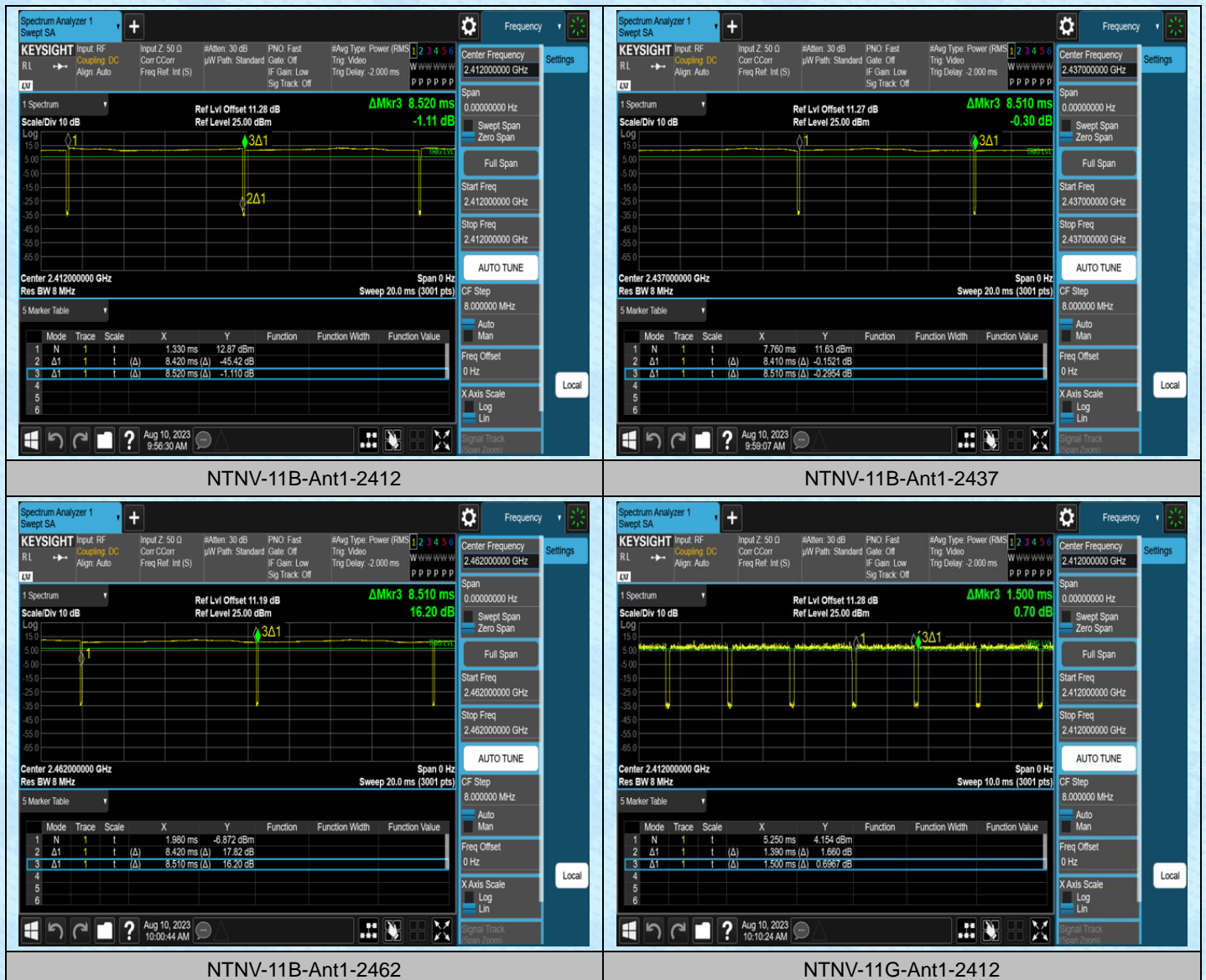
/

AppendixG: Duty Cycle

Test Result

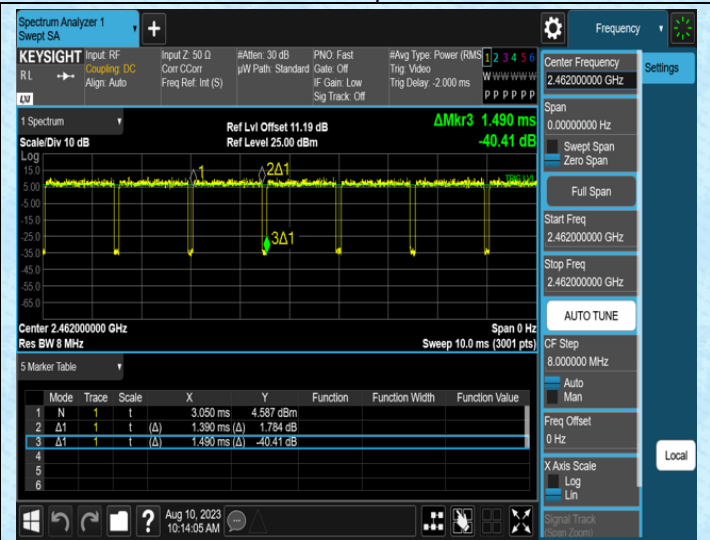
Test Mode	Antenna	Frequency [MHz]	Rate	Transmission Duration [ms]	Transmission Period [ms]	Duty Cycle [%]	Factor
11B	Ant1	2412	1Mbps	8.42	8.52	98.83	0.05
11B	Ant1	2437	1Mbps	8.41	8.51	98.82	0.05
11B	Ant1	2462	1Mbps	8.42	8.51	98.94	0.05
11G	Ant1	2412	6Mbps	1.39	1.50	92.67	0.33
11G	Ant1	2437	6Mbps	1.39	1.50	92.67	0.33
11G	Ant1	2462	6Mbps	1.39	1.49	93.29	0.30
11N20SISO	Ant1	2412	MCS0	1.31	1.41	92.91	0.32
11N20SISO	Ant1	2437	MCS0	1.31	1.41	92.91	0.32
11N20SISO	Ant1	2462	MCS0	1.31	1.41	92.91	0.32

Test Graphs

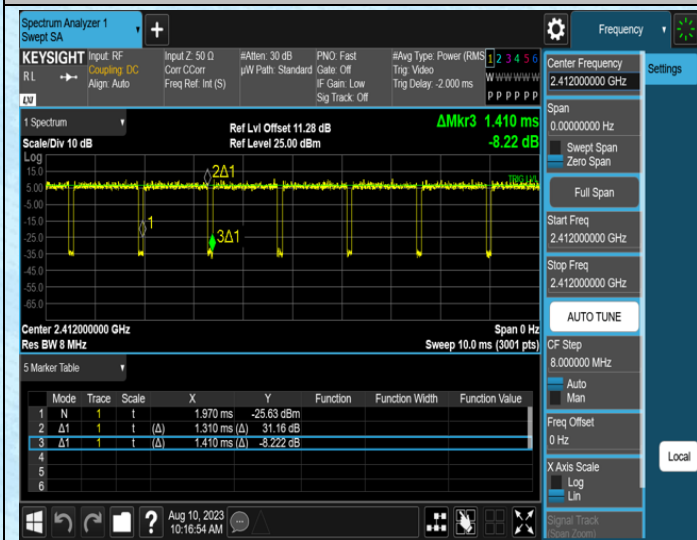




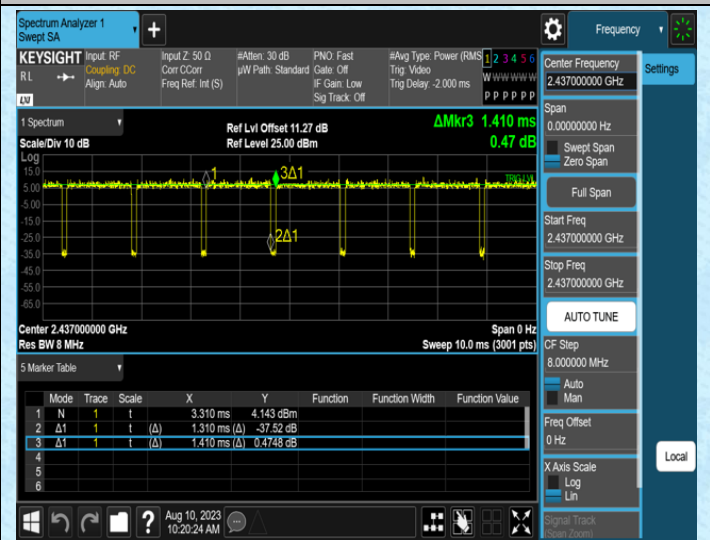
NTNV-11G-Ant1-2437



NTNV-11G-Ant1-2462



NTNV-11N20SISO-Ant1-2412



NTNV-11N20SISO-Ant1-2437



NTNV-11N20SISO-Ant1-2462



/

-----End-----