

供应商:

东莞市腾祥电子有限公司

Tengxiang Technology, Inc

地址: 东莞市长安镇沙头沙涌路53号

承認書

SPECIFICATION FOR APPROVAL

騰祥料號 SOREDE P/N	AN2450-FPC07B0
品名/規格 DESCRIPTION	2.4/5.8G FPC天线, 出黑色线75mm
騰祥送樣編號 SOREDE DWG#	210309001
送樣日期 SAMPLE DATE	2021/3/9

MANUFACTURER/制造商

APPROVED BY 核准	Q.C.DEPT. 品管	CHECKED BY 核准	TESTED BY 檢測
韦佳	李群	胡超	邓文兵

客户:

深圳市视壮科技有限公司

视壮料號 CUSTOMER P/N	
视壮名稱 CUSTOMER	
品名/規格 DESCRIPTION	


CUSTOMER APPROVAL/客户审核

APPROVED BY 核准	Q.C.DEPT. 品管	CHECKED BY 审核	TESTED BY 檢測

Product Number: AN2450-FPC07BO

Product Name: FPC Antenna

1. Specification

Sample Photo	
	
A. Electrical Characteristics	
Frequency	2400-2500MHz / 5150-5850 MHz
S.W.R.	<= 2.0
Antenna Gain	3.83dBi / 5.85dBi
Polarization	Linear
Impedance	50 Ohm
B. Material & Mechanical Characteristics	
Material of Radiator	Cu
Material of Plastic	/
Cable Type	1.13
Connector Type	/
Connector Pull Test	/
Connector Torque Test	/
C. Environmental	
Operation Temperature	- 40 °C ~ + 80 °C
Storage Temperature	- 40 °C ~ + 80 °C

2. Characteristics and Reliability Test

Test Items		Test Condition and Procedure	Requirements
C1	S.W.R.	Set DUT on Network Analyzer; make individual calibration to test	Directive DUT specification



Tengxiang Technology.Inc

Product Number: AN2450-FPC07BO


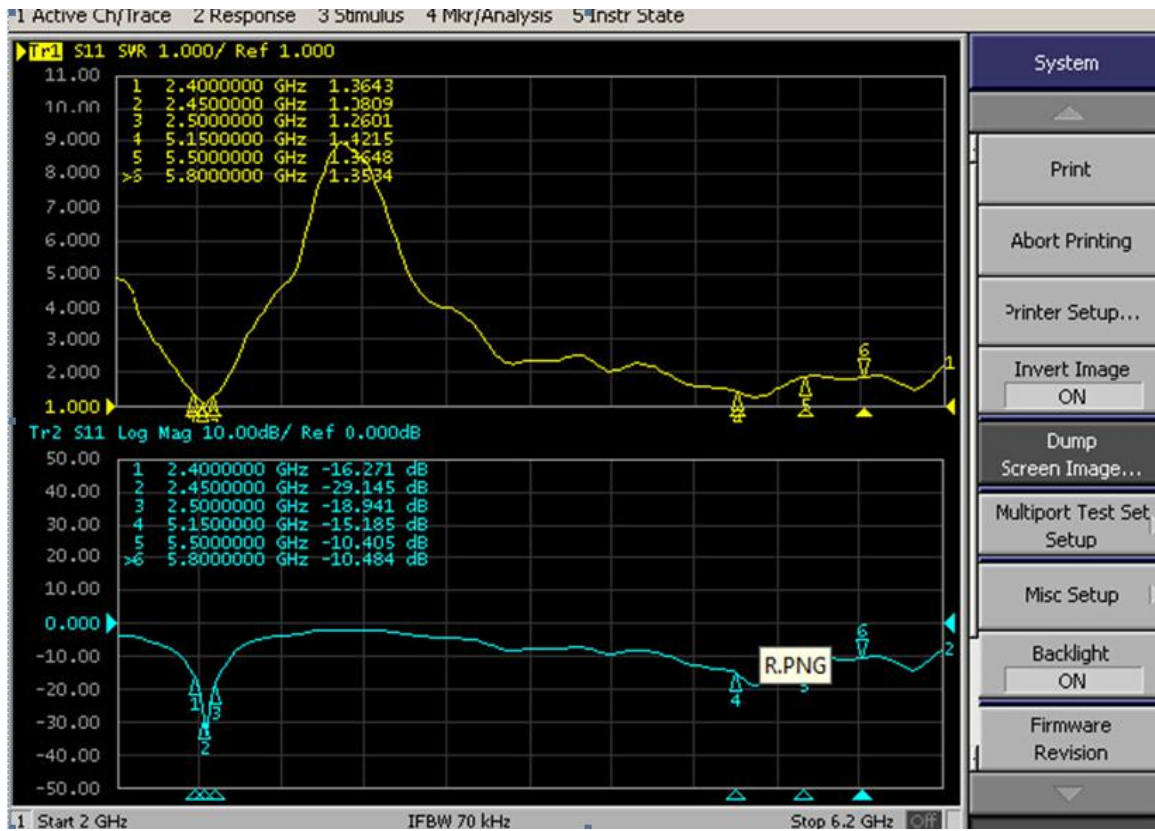
Product Name: FPC Antenna

C2	Antenna Gain	Set DUT on Antenna Chamber; make individual calibration to test	Directive DUT specification
M1	Vibration	MIL-STD-202G, 201A Amplitude: 0.03 inch (0.76mm); Freq: 10 to 55 Hz 3 directions; 2 hours for each direction	1. No Visual Damage 2. Frequency Tol.<= 5%
M2	Random Drop	Height: 1.5 Meter; 3 directions; 1 time for each direction	1. No parts separated 2. Frequency Tol.<= 5%
M3	Solderability	MIL-STD-202G, 210F, cond. A Solder iron: 350±10°C; Duration: 5 seconds	1. Mounted on PCB 2. No Visual Damage
M4	Terminal-Pull Test	MIL-STD-202G, 211A, cond. A Holding with individual specification; force applied to axis of terminal	1. Directive DUT specification 2. Frequency Tol.<= 5%
M5	Terminal-Torque Test	MIL-STD-202G, 211A, cond. E Holding with individual specification; applied clockwise and counterclockwise to the axis of terminal	1. Directive DUT specification 2. Frequency Tol.<= 5%
M6	Dimension	Inspection of dimension, color, material, package, surface process	Directive DUT specification
E1	Salt Spray	MIL-STD-202G, 101E, cond. B Temp: 35°C; RH: >= 95%; NaCl solution: >= 5%; Time: 24 hours	After 2 Hours Recovery 1. No Visual Damage 2. Frequency Tol.<= 5%
E2	Humidity	MIL-STD-202G, 103B, cond. B Temp: 40°C; RH: >= 95%; Time: 48 hours	After 2 Hours Recovery 1. No Visual Damage 2. Frequency Tol.<= 5%
E3	Thermal Shock	1 Cycle: - 45°C (30 minutes) to + 85°C (30 minutes) Cycles: 24	After 2 Hours Recovery 1. No Visual Damage 2. Frequency Tol.<= 5%
E4	Life (High Temp.)	MIL-STD-202G, 108A, cond. A Temp: 85°C; Time: 96 hours	After 2 Hours Recovery 1. No Visual Damage 2. Frequency Tol.<= 5%
R1	RoHS	With Reference to IEC 62321:2008 with flow chart	Directive RoHS 2015/863/Eu

3. Antenna - S Parameter Test Data

Product Number: AN2450-FPC07BO

Product Name: FPC Antenna



4. Antenna - Radiation Pattern Test Data

Frequency (MHz)	2400.0	2450.0	2500.0	5150.0	5550.0	5850.0
Efficiency (%)	53.8	49.8	45.6	63.3	62.5	56
Gain (dBi)	3.03	3.83	3.42	5.57	5.26	5.85

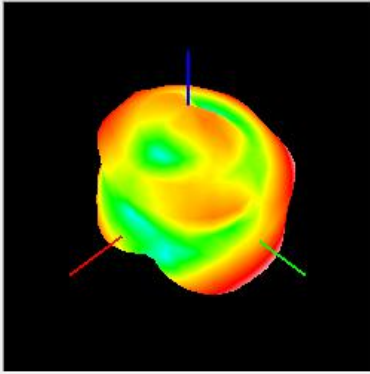


腾祥电子
TENGXIANG ELECTRONIC

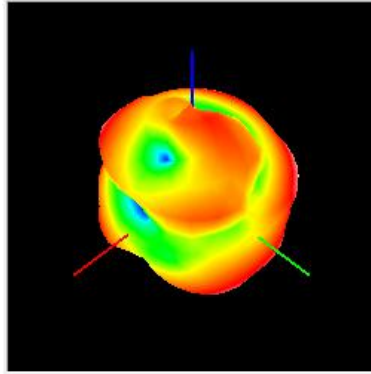
Tengxiang Technology.Inc

Product Number: AN2450-FPC07BO

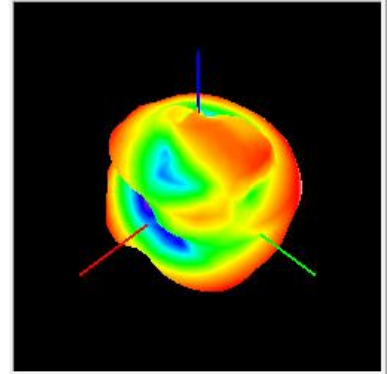
Product Name: FPC Antenna



2400MHz



2450MHz



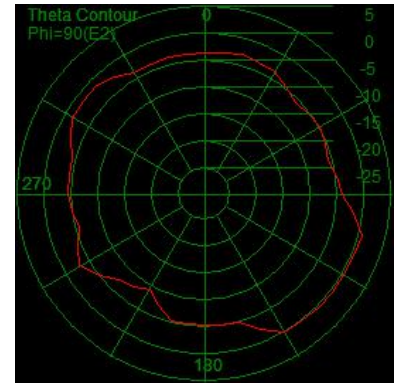
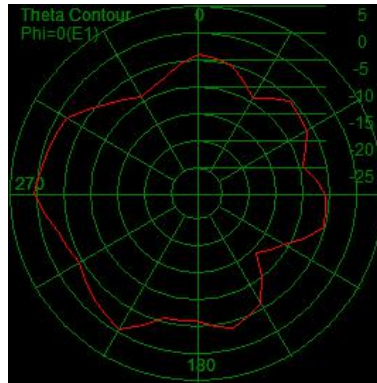
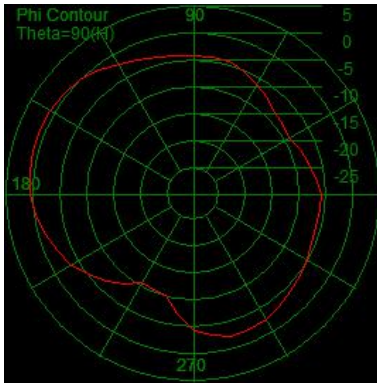
2500MHz

XY_Plane

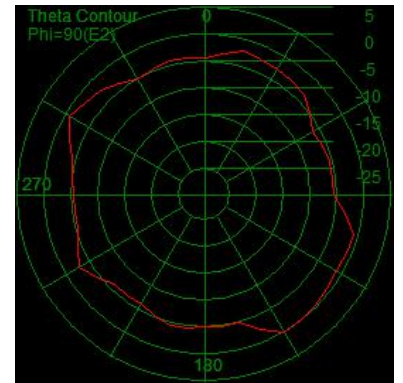
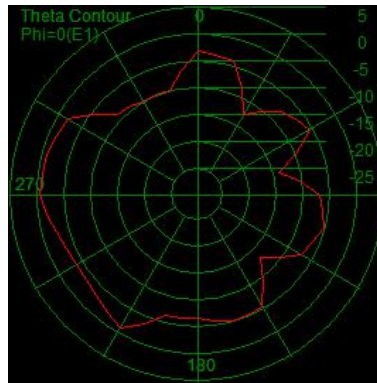
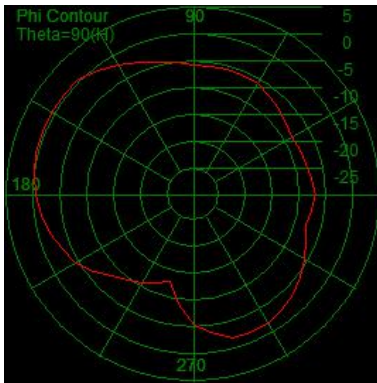
XZ_Plane

YZ_Plane

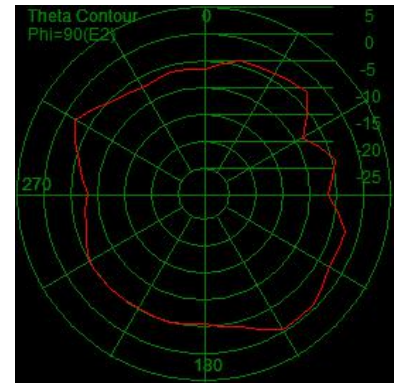
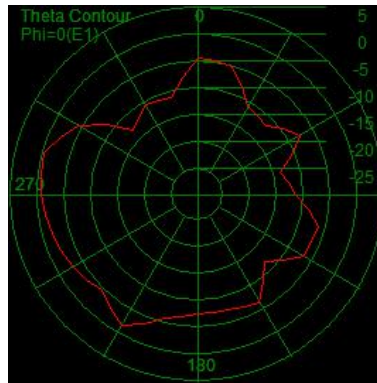
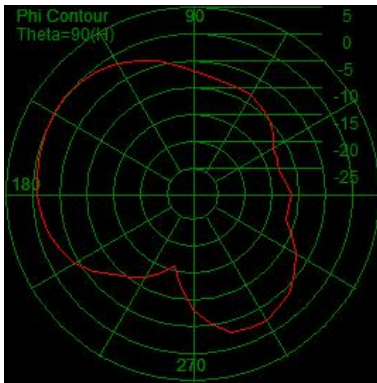
2400MHz



2450MHz

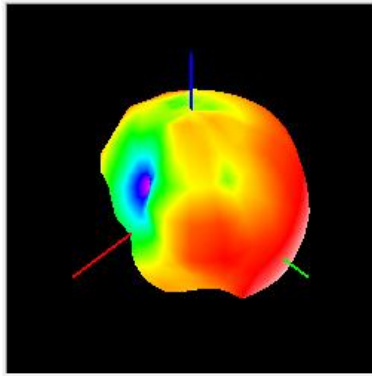


2500MHz

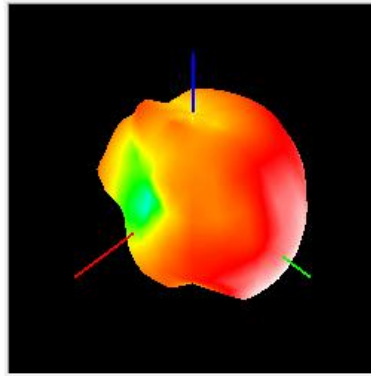


Product Number: AN2450-FPC07BO

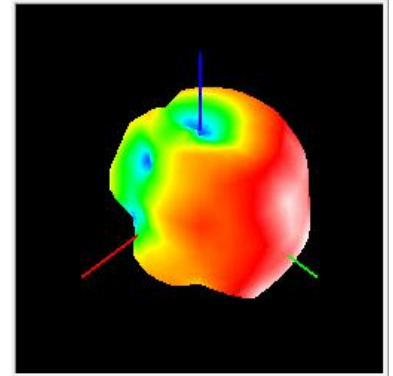
Product Name: FPC Antenna



5150MHz



5550MHz



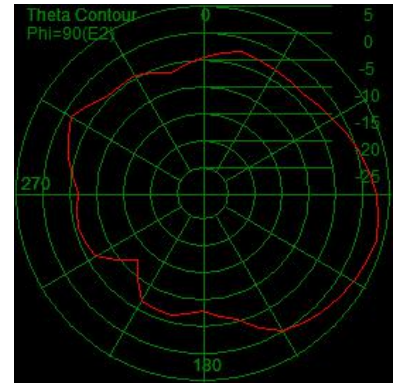
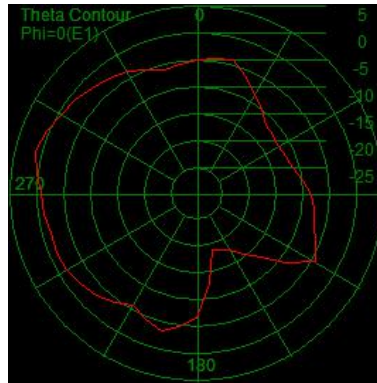
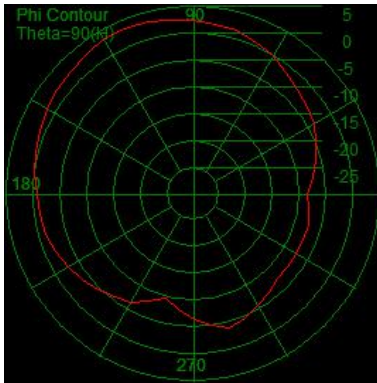
5850MHz

XY_Plane

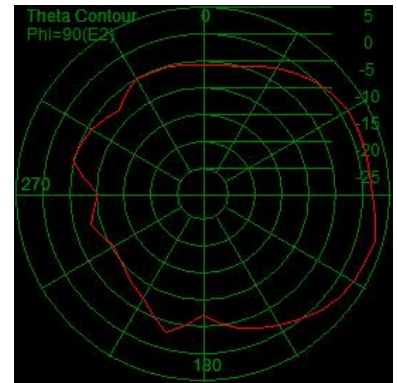
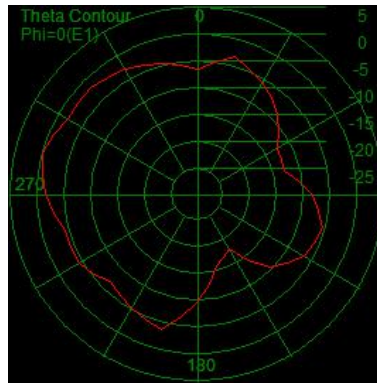
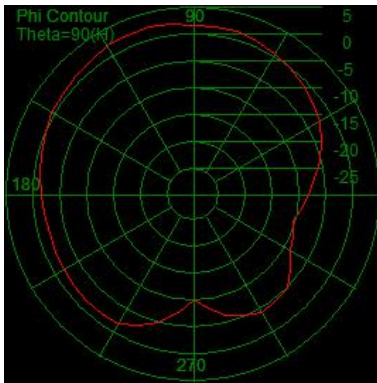
XZ_Plane

YZ_Plane

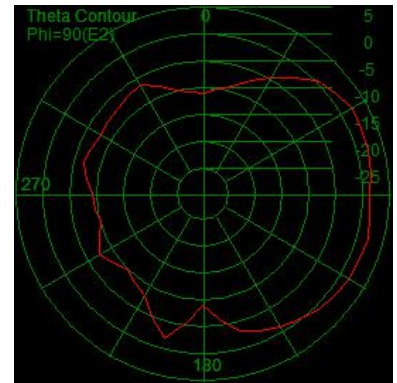
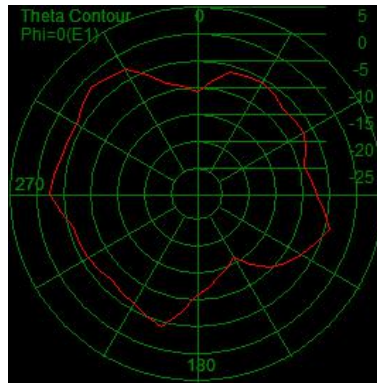
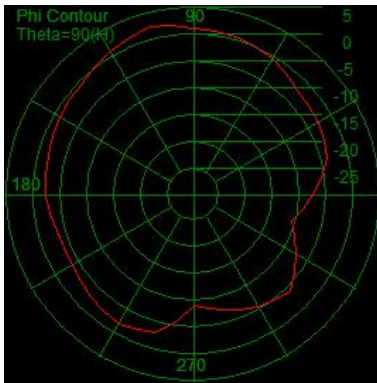
5150MHz



5550MHz

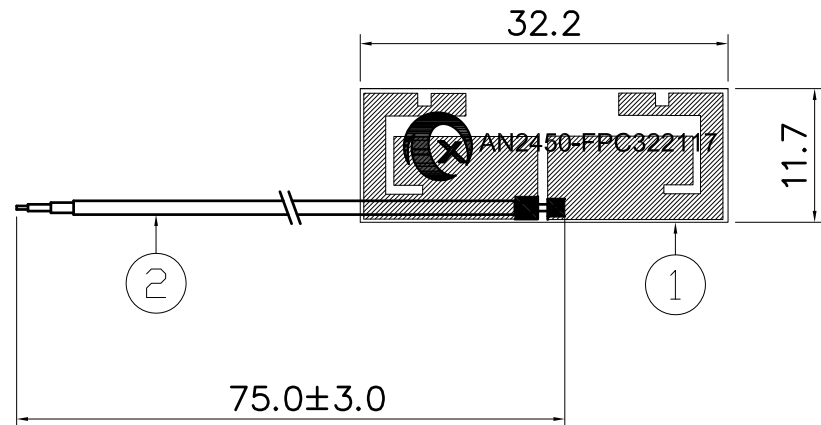


5850MHz



HF	<input type="checkbox"/>
RoHS 2.0	<input checked="" type="checkbox"/>
REACH	<input type="checkbox"/>
CONFIDENTIAL	

SIGN	DATE	DESCRIPTION	APPROVER
△			
△			
△			



- Note:
1. Mark * is important dimension; "Cpk "Identify for process control(CpK ≥ 1.33).
 2. Tolerance: Unmarked tolerance refer to the standard tolerance please.
 3. Pay attention to the direction of the connector.



Tengxiang Electronics Co., Ltd.

TITLE: Antenna					
PART NO.: AN2450-FPC07BO				CUSTOMER P/N: /	
APP BY	CHK BY	RF BY	DES BY		Tolerance
YCX	HC	WJ	DWB		X.X ±0.5 X.XX ±0.2 X° ±1
2021.03.08	2021.03.08	2021.03.08	2021.03.08	UNITS: mm SCALE: 1/1 REVISION: A	

2	CB-113BS	Coaxial Cable	OD1.13	Black	1
1	AN2450-FPC322117	FPC		Black	1
No.	Part Number	Name	Material	Finish	Q'ty

產品包裝規範

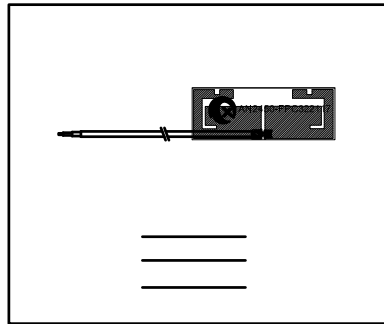
PACKING CRITERION

Date: 2021.03.08

Page: 1 of 1


Part Number : AN2450-FPC07BO	Revision : A
Name: Antenna	Customer : ALL

1 . Enter PE bag。



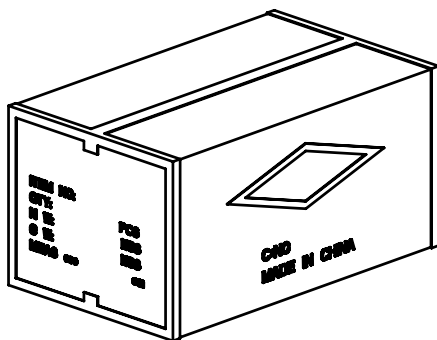
100pcs/ PE bag

2.PACKING 。

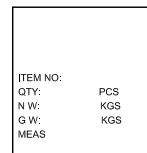


8000pcs/Carton


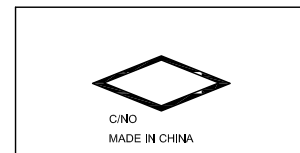
3. SEALING 。



SIDE



FRONT



APPROVED BY : YCX

CHECKED BY : HC

DESIGNED BY : DWB