

RF Test Report

Applicant : Verkada Inc.

Product Name : Alarm Console

Trade Name : Verkada

Model Number : BC82-HW

Applicable Standard : FCC 47 CFR PART 15 SUBPART E
ANSI C63.10:2013

Received Date : Jan. 18, 2023

Test Period : Feb. 01 ~ Mar. 26, 2023

Issued Date : Apr. 06, 2023

Issued by

Eurofins E&E Wireless Taiwan Co., Ltd.
No. 140-1, Changan Street, Bade District,
Taoyuan City 334025, Taiwan (R.O.C.)
Tel : +886-3-2710188 / Fax : +886-3-2710190



Taiwan Accreditation Foundation accreditation number: 1330
Frequency Range: 9 kHz to 325 GHz (Bade test site)
Test Firm MRA designation number: TW0010
Frequency Range: 9 kHz to 40 GHz (Wugu test site)
Test Firm MRA designation number: TW0034

Note:

- 1.The test results are valid only for samples provided by customers and under the test conditions described in this report.
- 2.This report shall not be reproduced except in full, without the written approval of Eurofins E&E Wireless Taiwan Co., Ltd.
- 3.The relevant information is provided by customers in this test report. According to the correctness, appropriateness or completeness of the information provided by the customer, if there is any doubt or error in the information which affects the validity of the test results, the laboratory does not take the responsibility.

Revision History

Version	Issued Date	Revisions	Revised By
00	Apr. 06, 2023	Initial Issue	Rowan Hsieh

Verification of Compliance

Applicant : Verkada Inc.

Product Name : Alarm Console

Trade Name : Verkada

Model Number : BC82-HW

FCC ID : 2AWUU6075001

Applicable Standard : FCC 47 CFR PART 15 SUBPART E
ANSI C63.10:2013

Test Result : Complied

Performing Lab. : Eurofins E&E Wireless Taiwan Co., Ltd.
No. 140-1, Changan Street, Bade District,
Taoyuan City 334025, Taiwan (R.O.C.)
Tel : +886-3-2710188 / Fax : +886-3-2710190
Taiwan Accreditation Foundation accreditation number: 1330



Eurofins E&E Wireless Taiwan Co., Ltd. tested the above equipment in accordance with the requirements set forth in the above standards. All indications of Pass/Fail in this report are opinions expressed by Eurofins E&E Wireless Taiwan Co., Ltd. based on interpretations and/or observations of test results. The test results show that the equipment tested is capable of demonstrating compliance with the requirements as documented in this report.

Approved By : _____

TABLE OF CONTENTS

1	General Information	5
	1.1. Summary of Test Result	5
	1.2. Testing Location	6
	1.3. Measurement Uncertainty	6
2	EUT Description	7
3	Test Methodology	9
	3.1. Mode of Operation	9
	3.2. EUT Test Step	10
	3.3. Configuration of Test System Details	11
	3.4. Test Instruments.....	13
	3.5. Test Site Environment	14
4	Measurement Procedure	15
	4.1. AC Power Conducted Emission Measurement	15
	4.2. Transmitter Radiated Emissions Measurement.....	17
	4.3. Maximum Conducted Output Power Measurement	22
	4.4. 26 dB RF Bandwidth Measurement	23
	4.5. 6 dB RF Bandwidth Measurement	24
	4.6. Maximum Power Spectral Density Measurement.....	25
	4.7. Automatically discontinue transmission.....	27
	4.8. Antenna Requirement	27
5	Test Results	28
	5.1. Conducted Emission	28
	5.2. Radiated Emission Measurement	30
	5.3. Conducted Test Results	196

Appendix A. Test Data

Appendix B. Test Plots

Appendix C. Test Setup Photographs

1 General Information

1.1. Summary of Test Result

Standard	Item	Result	Remark
15.407(b)(9) 15.207	AC Power Conducted Emission	PASS	---
15.407(b) 15.205 / 15.209	Transmitter Radiated Emissions	PASS	---
15.407(a)	Maximum Conducted Output Power	PASS	---
15.407(a)	26 dB RF Bandwidth	Reference	---
15.407(e)	6 dB RF Bandwidth	PASS	---
15.407(a)	Maximum Power Spectral Density	PASS	---
15.407(c)	Automatically discontinue transmission	PASS	---
15.407(a) 15.203	Antenna Requirement	PASS	---

Decision Rule

- Uncertainty is not included.
- Uncertainty is included.

Standard	Description
CFR47, Part 15, Subpart C	Intentional Radiators
CFR47, Part 15, Subpart E	Unlicensed National Information Infrastructure Devices
ANSI C63. 10: 2013	American National Standard of Procedures for Compliance Testing of Unlicensed Wireless Devices
KDB789033: D02	Guidelines for Compliance Testing of Unlicensed National Information Infrastructure (U-NII) Devices Part 15, Subpart E
KDB 662911 D01 v02r01	Emissions Testing of Transmitters with Multiple Outputs in the Same Band (e.g., MIMO, Smart Antenna, etc)

1.2. Testing Location

Lab Name: Eurofins E&E Wireless Taiwan Co., Ltd.

Site Address: No. 140-1, Changan Street, Bade District, Taoyuan City 334025, Taiwan (R.O.C.)

Site Address: No. 2, Wuquan 5th Rd. Wugu Dist., New Taipei City, Taiwan (R.O.C.)

1.3. Measurement Uncertainty

Test Item	Frequency Range	Uncertainty
Conducted Emission	150 kHz ~ 30 MHz	2.7 dB
Radiated Emission	9 kHz ~ 30 MHz	2.2 dB
	30 MHz ~ 1000 MHz	5.1 dB
	1000 MHz ~ 18000 MHz	5.2 dB
	18000 MHz ~ 26500 MHz	4.6 dB
	26500 MHz ~ 40000 MHz	4.6 dB
Conducted Output Power		1.1 dB
RF Bandwidth		4.7 %
Power Spectral Density		1.1 dB
Frequency Stability		1.3×10^{-7}
Duty Cycle		1.1 %
Time Occupancy		1.5 %

2 EUT Description

Applicant	Verkada Inc. 405 E. 4th Ave. San Mateo CA 94401 United States				
Product Name	Alarm Console				
Trade Name	Verkada				
Model Number	BC82-HW				
FCC ID	2AWUU6075001				
Operate Frequency	Frequency Band		Frequency Range (MHz)	Number of Channels	
	IEEE 802.11a	U-NII Band 1	5180 – 5240	4	
		U-NII Band 2-A	5260 – 5320	4	
		U-NII Band 2-C	5500 – 5700	11	
		U-NII Band 3	5745 – 5825	5	
	IEEE 802.11n 5 GHz 20 MHz / IEEE 802.11ac 20 MHz	U-NII Band 1	5180 – 5240	4	
		U-NII Band 2-A	5260 – 5320	4	
		U-NII Band 2-C	5500 – 5700	11	
		U-NII Band 3	5745 – 5825	5	
	IEEE 802.11n 5 GHz 40 MHz / IEEE 802.11ac 40 MHz	U-NII Band 1	5190 – 5230	2	
		U-NII Band 2-A	5270 – 5310	2	
		U-NII Band 2-C	5510 – 5670	5	
		U-NII Band 3	5755 – 5795	2	
	IEEE 802.11ac 80 MHz	U-NII Band 1	5210	1	
		U-NII Band 2-A	5290	1	
		U-NII Band 2-C	5530– 5610	2	
U-NII Band 3		5775	1		
Modulation Type	OFDM				
Antenna information	Antenna	Model	Type	Max. Gain (dBi)	
	ANT-0	VVK10	Monopole Antenna	U-NII Band 1	2.81
				U-NII Band 2-A	2.81
				U-NII Band 2-C	2.81
				U-NII Band 3	2.81
Antenna Delivery	Reference section 3.1				
Operate Temp. Range	0 ~ +40 °C				
EUT Power Rating	10-36 VDC; Max 3 A at 10 VDC POE 37-57 VDC input ; Max 0.44 A at 57 VDC				

Frequency Band		RF Output Power (W)
802.11a	U-NII Band 1	0.025
	U-NII Band 2-A	0.026
	U-NII Band 2-C	0.027
	U-NII Band 3	0.024
802.11n HT20	U-NII Band 1	0.025
	U-NII Band 2-A	0.026
	U-NII Band 2-C	0.025
	U-NII Band 3	0.025
802.11n HT40	U-NII Band 1	0.026
	U-NII Band 2-A	0.025
	U-NII Band 2-C	0.025
	U-NII Band 3	0.026
802.11ac VHT20	U-NII Band 1	0.025
	U-NII Band 2-A	0.027
	U-NII Band 2-C	0.026
	U-NII Band 3	0.026
802.11ac VHT40	U-NII Band 1	0.026
	U-NII Band 2-A	0.025
	U-NII Band 2-C	0.025
	U-NII Band 3	0.026
802.11ac VHT80	U-NII Band 1	0.017
	U-NII Band 2-A	0.019
	U-NII Band 2-C	0.026
	U-NII Band 3	0.026

Equipment Type		
Outdoor access point	point-to-point	---
	point-to-multipoint	---
Indoor access point		---
Fixed point-to-point access points		---
Client devices		V

3 Test Methodology

3.1. Mode of Operation

Decision of Test Eurofins has verified the construction and function in typical operation. All the test modes were carried out with the EUT in normal operation, which was shown in this test report and defined as:

Pre-Test Mode	Final-Test Mode
Transmit Mode	V
802.11a	V
802.11n HT20	
802.11n HT40	
802.11ac VHT20	V
802.11ac VHT40	V
802.11ac VHT80	V

Software used to control the EUT for staying in continuous transmitting mode was programmed.

After verification, all tests were carried out with the worst case test modes.

By preliminary testing and verifying three axis (X and Z) position of EUT transmitted status, it was found that “Z axis” position was the worst, then the final test was executed the worst condition and test data were recorded in this report.

Note : Investigation has been done on all the possible configurations for searching the worst cases (VHT20/VHT40 covers HT20/HT40). The table is a list of the test modes show in this test report.

Test Mode	ANT-0
802.11a	V
802.11n HT20	V
802.11n HT40	V
802.11ac VHT20	V
802.11ac VHT40	V
802.11ac VHT80	V

Test Mode	Antenna Delivery	Data Rate (Mbps)	Band	Test Channel
802.11a	1TX	6	U-NII Band 1	36, 40, 48
			U-NII Band 2-A	52, 56, 64
			U-NII Band 2-C	100, 112, 140
			U-NII Band 3	149, 157, 165
802.11n HT20	1TX	6.5	U-NII Band 1	36, 40, 48
			U-NII Band 2-A	52, 56, 64
			U-NII Band 2-C	100, 112, 140
			U-NII Band 3	149, 157, 165
802.11n HT40	1TX	13.5	U-NII Band 1	38, 46
			U-NII Band 2-A	54, 62
			U-NII Band 2-C	102, 110, 134
			U-NII Band 3	151,159
802.11ac VHT20	1TX	6.5	U-NII Band 1	36, 40, 48
			U-NII Band 2-A	52, 56, 64
			U-NII Band 2-C	100, 112, 140
			U-NII Band 3	149, 157, 165
802.11ac VHT40	1TX	13.5	U-NII Band 1	38, 46
			U-NII Band 2-A	54, 62
			U-NII Band 2-C	102, 110, 134
			U-NII Band 3	151,159
802.11ac VHT80	1TX	29.3	U-NII Band 1	42
			U-NII Band 2-A	58
			U-NII Band 2-C	106, 122
			U-NII Band 3	155

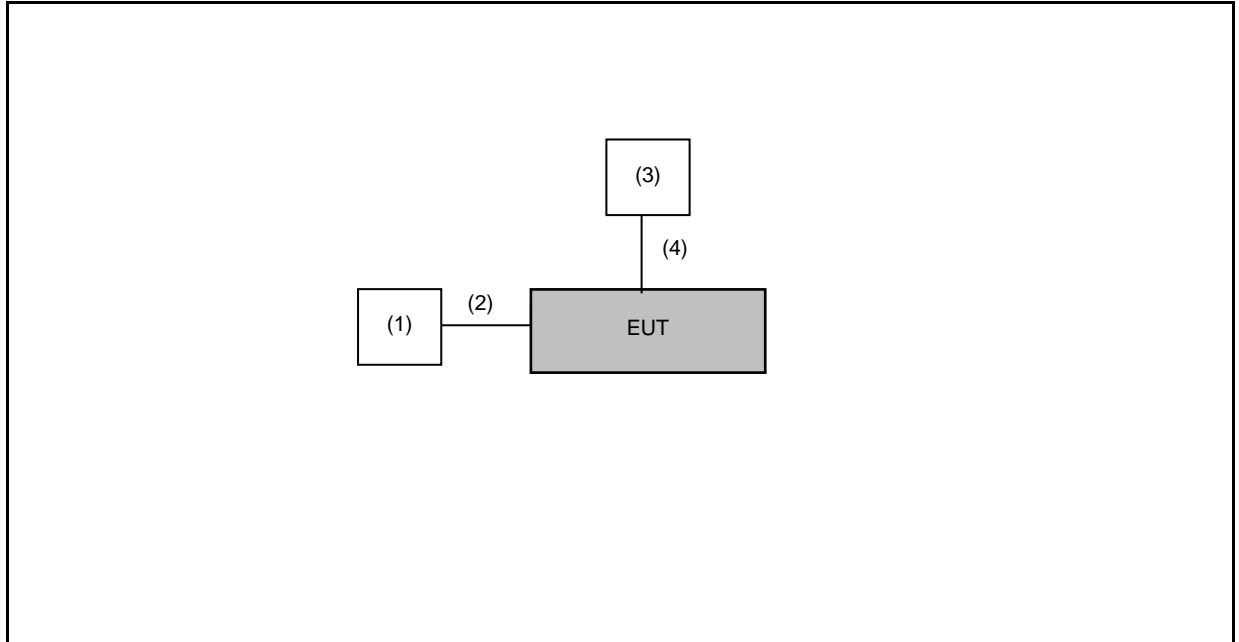
3.2. EUT Test Step

The EUT is operated in the engineering mode to fix the TX frequency for the purposes of measurement. According to its specifications, the EUT must comply with the requirements of Section 15.407 under the FCC Rules Part 15 Subpart E.

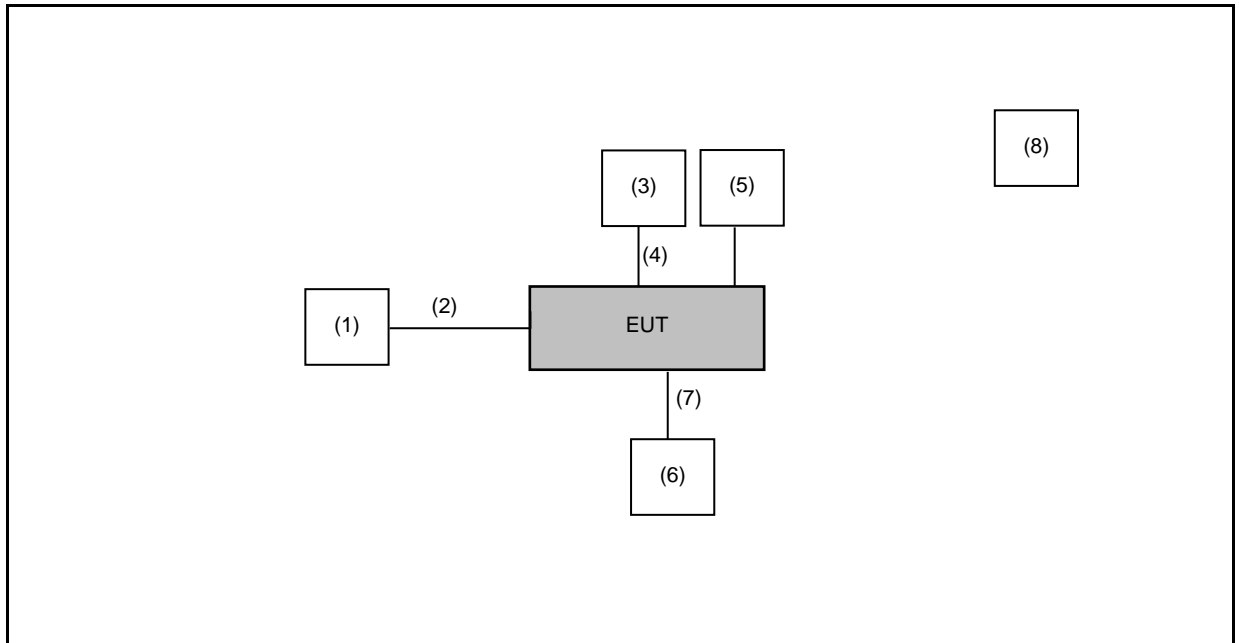
1.	Setup the EUT shown on "Configuration of Test System Details".
2.	Turn on the power of all equipment.
3.	Turn on TX function.
4.	EUT run test program.

3.3. Configuration of Test System Details

Radiated Emission



Conduction Emission



	Product	Manufacturer	Model Number	Serial Number	Power Cord
(1)	Power over Ethernet (PoE) DC Power Injector	Verkada	PD-9501GC/AC	---	Non-shielded, 1.8 m
(2)	LAN Cable	N/A	N/A	---	---
(3)	Notebook	HP	TPN-I130	---	---
(4)	USB Cable	N/A	N/A	---	---
(5)	Speaker	Caibo	S227	---	---
(6)	HDD	Transcend	TS1TSJ25A3K	---	---
(7)	USB Cable	Transcend	TS1TSJ25A3K	---	---
(8)	Access Point	ASUS	RT-AX88U	---	---

3.4. Test Instruments

For Conducted Emission

Test Period: Feb. 02 ~ Mar. 26, 2023

Testing Engineer: Jayson Hsieh

Test Site		Conduction01-BD				
Use	Equipment	Manufacturer	Model Number	Serial Number	Cal. Date	Cal. Period
<input checked="" type="checkbox"/>	Test Receiver	R&S	ESCI	100367	May 19, 2022	1 year
<input type="checkbox"/>	Test Receiver	R&S	ESCI	100722	Nov. 02, 2022	1 year
<input type="checkbox"/>	Test Receiver	R&S	ESCI	101000	Nov. 23, 2022	1 year
<input checked="" type="checkbox"/>	LISN	R&S	ENV216	101040	Apr. 06, 2022	1 year
<input type="checkbox"/>	LISN	R&S	ENV216	101140	Jan. 12, 2023	1 year
<input checked="" type="checkbox"/>	RF Cable	Woken	00100D1380194M	TE-02-03	May 27, 2022	1 year
<input checked="" type="checkbox"/>	Software	EZ EMC	1.1.4.3	N/A	N.C.R.	---

For Conducted

Test Period: Feb. 01 ~ Feb. 16, 2023

Testing Engineer: Peter Shui, Andy Lu

Test Site		RF01-BD				
Use	Equipment	Manufacturer	Model Number	Serial Number	Cal. Date	Cal. Period
<input type="checkbox"/>	Power Sensor	Anritsu	MA2411B	1126022	Sep. 04, 2022	1 year
<input type="checkbox"/>	Power Meter	Anritsu	ML2495A	1135009	Sep. 04, 2022	1 year
<input checked="" type="checkbox"/>	Power Sensor	Agilent	N1921A	MY45241957	Nov. 30, 2022	1 year
<input checked="" type="checkbox"/>	Power Meter	Agilent	N1911A	MY45101619	Nov. 30, 2022	1 year
<input type="checkbox"/>	Spectrum Analyzer (10 Hz~26.5 GHz)	Keysight	N9010B	MY59071418	Mar. 16, 2022	1 year
<input type="checkbox"/>	Spectrum Analyzer (9 kHz~26.5 GHz)	Agilent	N9010A	MY48030518	Jul. 21, 2022	1 year
<input checked="" type="checkbox"/>	Spectrum Analyzer (20 Hz~26.5 GHz)	Agilent	N9020A	US47520902	Sep. 01, 2022	1 year
<input type="checkbox"/>	Spectrum Analyzer (3 Hz~50 GHz)	Agilent	N9030A	MY53120541	Dec. 29, 2022	1 year
<input type="checkbox"/>	Temperature & Humidity Chamber	TAICHY	MHU-225LA	980729	Mar. 28, 2022	1 year

Note: N.C.R. = No Calibration Request.

For Radiated Emissions

Test Period: Feb. 03 ~ Mar. 24, 2023

Testing Engineer: Kerry Xu, Marc Yeh, Hung Chou

Test Site		96603-BD				
Radiation test sites		Semi Anechoic Room				
Use	Equipment	Manufacturer	Model Number	Serial Number	Cal. Date	Cal. Period
<input checked="" type="checkbox"/>	Spectrum Analyzer (10 Hz~44 GHz)	Keysight	N9020B	MY60112363	Jan. 13, 2023	1 year
<input checked="" type="checkbox"/>	Amplifier (100 kHz~1.3 GHz)	Agilent	8447D	2944A11119	Jan. 07, 2023	1 year
<input checked="" type="checkbox"/>	Broadband Amplifier (1 GHz~26.5 GHz)	Titan	T0912E01263025A1F	002	Jul. 21, 2022	1 year
<input checked="" type="checkbox"/>	Preamplifier (26.5 GHz~40 GHz)	EMCI	EMC2654045	980028	Sep. 02, 2022	1 year
<input checked="" type="checkbox"/>	Loop Antenna (9 kHz~30 MHz)	COM-POWER CORPORATION	AL-130	121014	Mar. 28, 2022	1 year
<input checked="" type="checkbox"/>	Trilog Broadband Antenna (30 kHz~1 GHz)	Schwarzbeck Mess-Elektronik	VULB9168	01146	Jul. 22, 2022	1 year
<input checked="" type="checkbox"/>	Broadband Horn Antenna (1 GHz~18 GHz)	Schwarzbeck Mess-Elektronik	9120D	02207	Jul. 13, 2022	1 year
<input checked="" type="checkbox"/>	Broadband Horn Antenna (18 GHz~40 GHz)	Schwarzbeck Mess-Elektronik	9170	9170-320	Aug. 25, 2022	1 year
<input checked="" type="checkbox"/>	Coaxial Cable	Titan	T0710AT327A10A100	J11005	Aug. 04, 2022	1 year
<input checked="" type="checkbox"/>	Coaxial Cable	Titan	T0710AT327A10A900	J11004	Aug. 04, 2022	1 year
<input checked="" type="checkbox"/>	Coaxial Cable	Titan	CFD400NL-LW	001	Aug. 04, 2022	1 year
<input checked="" type="checkbox"/>	Software	EZ EMC	1.1.4.4	N/A	N.C.R.	---

Note: N.C.R. = No Calibration Request.

3.5. Test Site Environment

Items	Required (IEC 60068-1)	Actual
Temperature (°C)	15-35	20-30
Humidity (%RH)	25-75	45-75

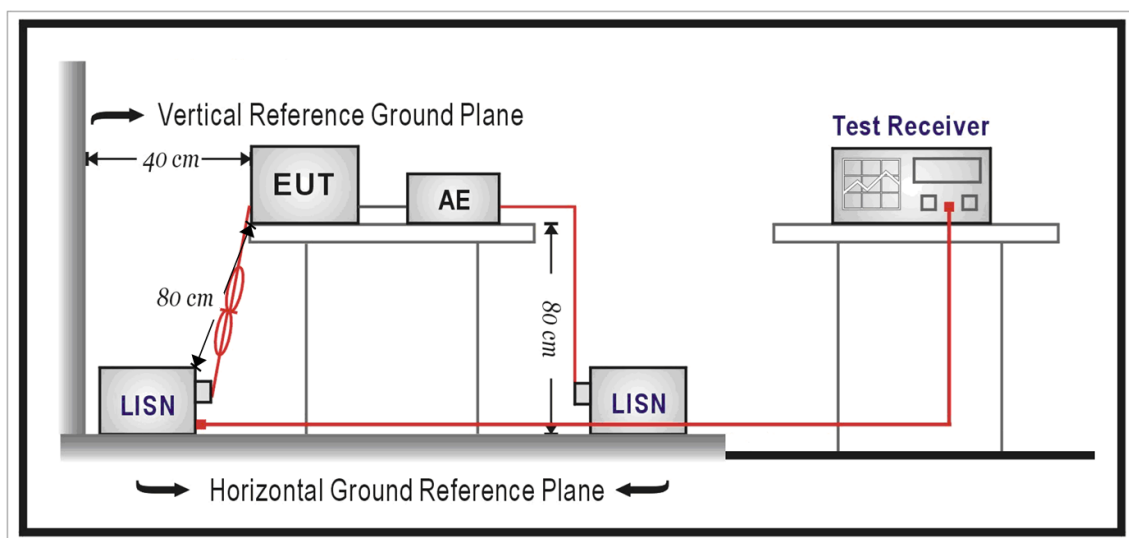
4 Measurement Procedure

4.1. AC Power Conducted Emission Measurement

■ Limit

Frequency (MHz)	Quasi-peak	Average
0.15 - 0.5	66 to 56	56 to 46
0.50 - 5.0	56	46
5.0 - 30.0	60	50

■ Test Setup



■ Test Procedure

The EUT and simulators are connected to the main power through a line impedance stabilization network (L.I.S.N.). This provides a $50 \Omega // 50 \mu\text{H}$ coupling impedance for the measuring equipment. The peripheral devices are also connected to the main power through a LISN that provides a $50 \Omega // 50 \mu\text{H}$ coupling impedance with 50 ohm termination.

Tabletop device shall be placed on a non-conducting platform, of nominal size 1 m by 1.5 m, raised 80 cm above the reference ground plane. The wall of screened room shall be located 40 cm to the rear of the EUT. Other surfaces of tabletop or floor standing EUT shall be at least 80 cm from any other ground conducting surface including one or more LISNs. For floor-standing device shall be placed under the EUT with a 12 mm insulating material.

Conducted emissions were investigated over the frequency range from 0.15 MHz to 30 MHz using a resolution bandwidth of 9 kHz. The equipment under test (EUT) shall be meet the limits in section 4.1, as applicable, including the average limit and the quasi-peak limit when using respectively, an average detector and quasi-peak detector measured in accordance with the methods described of related standard. When all of peak value were complied with quasi-peak and average limit from 150 kHz to 30 MHz then quasi-peak and average measurement was unnecessary.

The AMN shall be placed 0.8 m from the boundary of the unit under test and bonded to a ground reference plane for AMNs mounted on top of the ground reference plane. This distance is between the closest points of the AMN and the EUT. All other units of the EUT and associated equipment shall be at least 0.8 m from the AMN. If the mains power cable is longer than 1 m then the cable shall be folded back and forth at the centre of the lead to form a bundle no longer than 0.4 m. All of interconnecting cables that hang closer than 40 cm to the ground plane shall be folded back and forth in the center forming a bundle 30 cm to 40 cm long. All of EUT and AE shall be separate place more than 0.1 m. All 50Ω ports of the LISN shall be resistively terminated into 50Ω loads when not connected to the measuring instrument.

If the reading of the measuring receiver shows fluctuations close to the limit, the reading shall be observed for at least 15 s at each measurement frequency; the higher reading shall be recorded with the exception of any brief isolated high reading which shall be ignored

4.2. Transmitter Radiated Emissions Measurement

■ Limit

(1) Undesirable emission limits. Except as shown in paragraph (b)(9) of this section, the maximum emissions outside of the frequency bands of operation shall be attenuated in accordance with the following limits:

(a) For transmitters operating in the 5.15-5.25 GHz band: All emissions outside of the 5.15-5.35 GHz band shall not exceed an e.i.r.p. of -27 dBm/MHz.

(b) For transmitters operating in the 5.25-5.35 GHz band: All emissions outside of the 5.15-5.35 GHz band shall not exceed an e.i.r.p. of -27 dBm/MHz.

(c) For transmitters operating in the 5.47-5.725 GHz band: All emissions outside of the 5.47-5.725 GHz band shall not exceed an e.i.r.p. of -27 dBm/MHz.

(d) For transmitters operating in the 5.725-5.85 GHz band:

(i) All emissions shall be limited to a level of -27 dBm/MHz at 75 MHz or more above or below the band edge increasing linearly to 10 dBm/MHz at 25 MHz above or below the band edge, and from 25 MHz above or below the band edge increasing linearly to a level of 15.6 dBm/MHz at 5 MHz above or below the band edge, and from 5 MHz above or below the band edge increasing linearly to a level of 27 dBm/MHz at the band edge.

EIRP (dBm)	Field Strength at 3 m (dBuV/m)
-27	68.3

(2) Limits of Radiated Emission Measurement

Emissions radiated outside of the specified bands, shall be according to the general radiated limits in 15.209 as following:

Frequency Range (MHz)	Field Strength (microvolts/meter)	Measurement Distance (meters)
0.009 ~ 0.490	2400/F(kHz)	300
0.490 ~ 1.705	24000/F(kHz)	30
1.705 ~ 30.0	30	30
30 ~ 88	10	3
88 ~ 216	150	3
216 ~ 960	200	3
Above 960	500	3

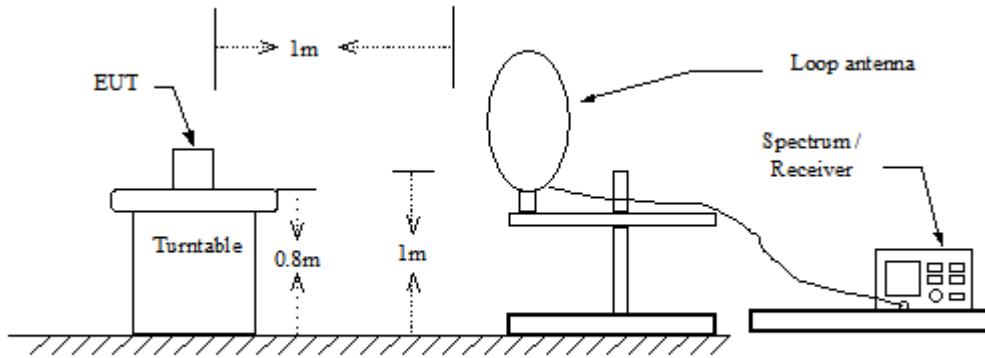
Note: 1. The lower limit shall apply at the transition frequencies.

2. Emission level (dBuV/m) = 20 log Emission level (uV/m).

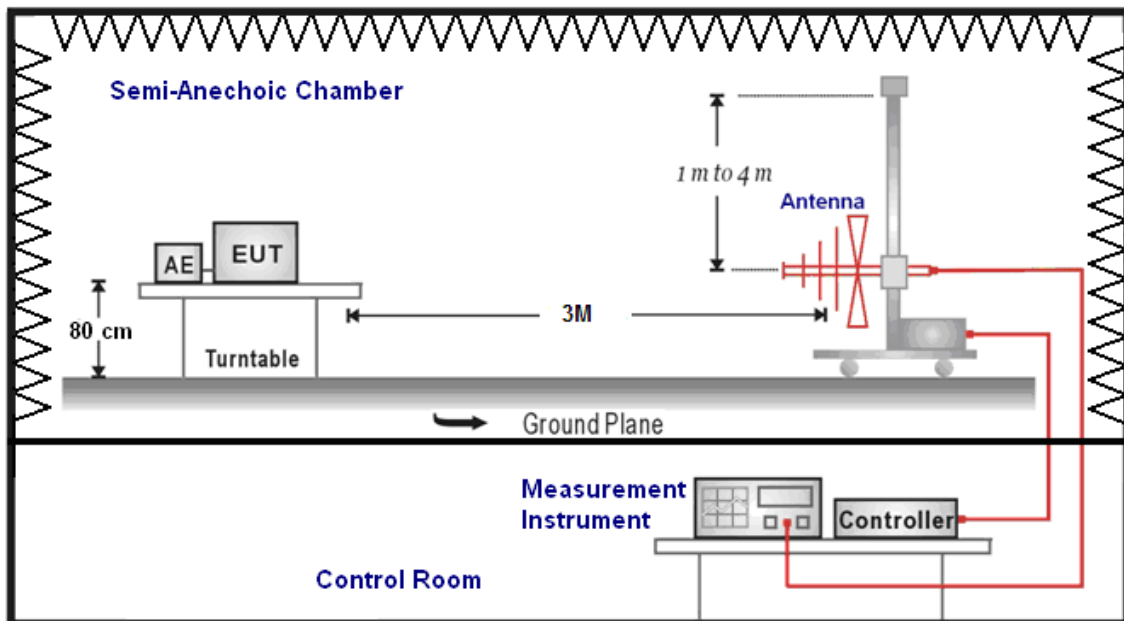
3. As shown in 15.35(b), for frequencies above 1000 MHz, the field strength limits are based on average detector, however, the peak field strength of any emission shall not exceed the maximum permitted average limits, specified above by more than 20 dB under any condition of modulation.

■ Setup

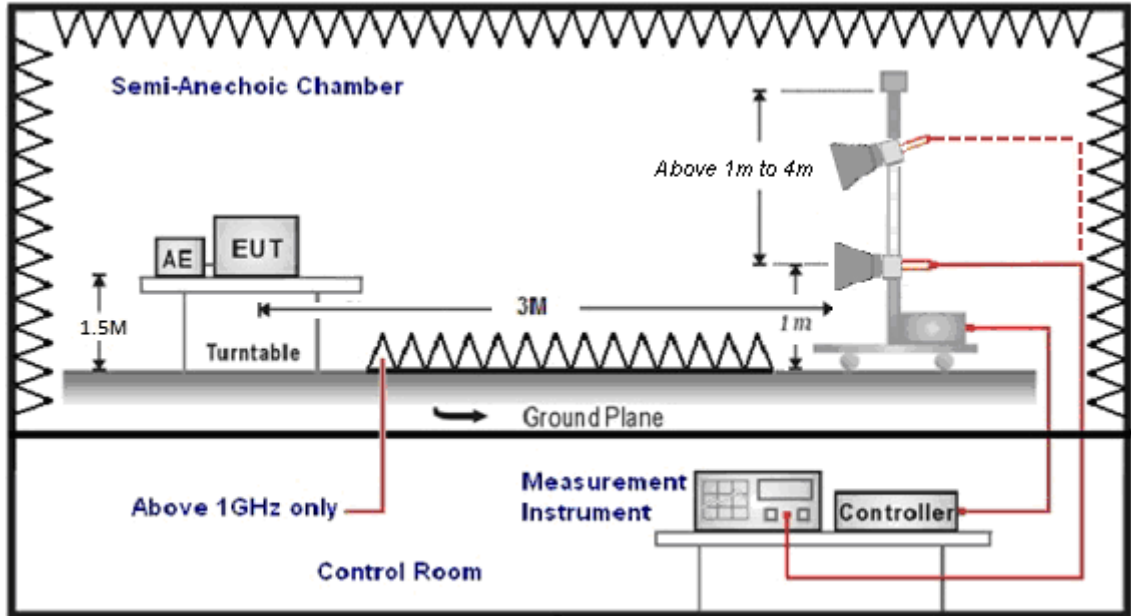
9 kHz ~ 30 MHz



30 MHz ~ 1 GHz



Above 1 GHz



■ Test Procedure

Final radiation measurements were made on a three-meter, Semi Anechoic Chamber. The EUT system was placed on a nonconductive turntable which is 0.8 or 1.5 meters height (below 1 GHz use 0.8 m turntable / above 1 GHz use 1.5 m turntable), top surface 1.0 x 1.5 meter. The spectrum was examined from 250 MHz to 2.5 GHz in order to cover the whole spectrum below 10th harmonic which could generate from the EUT. During the test, EUT was set to transmit continuously & Measurements spectrum range from 9 kHz to 40 GHz is investigated.

For measurements below 30 MHz the resolution bandwidth is set to 10 kHz for peak detection measurements or 9 kHz for quasi-peak detection measurements. The video bandwidth is 3 times of the resolution bandwidth.

For measurements below 1 GHz the resolution bandwidth is set to 100 kHz for peak detection measurements or 120 kHz for quasi-peak detection measurements. Peak detection is used unless otherwise noted as quasi-peak.

For restricted measurements above 1 GHz the resolution bandwidth is set to 1 MHz, and then the video bandwidth is set to 3 MHz for peak measurements and 10 Hz for average measurements when Duty cycle > 0.98 / 1/T for average measurements when Duty cycle < 0.98.

For out of band measurements above 1 GHz the resolution bandwidth is set to 1 MHz, and then the video bandwidth is set to 3 MHz for peak measurements.

A nonconductive material surrounded the EUT to supporting the EUT for standing on three orthogonal planes. At each condition, the EUT was rotated 360 degrees, and the antenna was raised and lowered from one to four meters to find the maximum emission levels. Measurements were taken using both horizontal and vertical antenna polarization.

SCHWARZBECK MESS-ELEKTRONIK Trilog-Broadband Antenna at 3 Meter and the ETS-Lindgren Double-Ridged Waveguide Horn antenna Schwarzbeck Mess-Elektronik Broadband Horn Antenna was used in frequencies 1 – 40 GHz at a distance of 3 meter. The antenna at an angle toward the source of the emission. All test results were extrapolated to equivalent signal at 3 meters utilizing an inverse linear distance extrapolation Factor (20 dB/decade).

For testing above 1 GHz, the emission level of the EUT in peak mode was 20 dB lower than average limit (that means the emission level in peak mode also complies with the limit in average mode), then testing will be stopped and peak values of EUT will be reported, otherwise, the emissions will be measured in average mode again and reported.

Appropriate preamplifiers were used for improving sensitivity and precautions were taken to avoid overloading or desensitizing the spectrum analyzer. No post – detector video filters were used in the test.

The spectrum analyzer's 6 dB bandwidth was set to 1 MHz, and the analyzer was operated in the peak detection mode, for frequencies both below and up 1 GHz. The average levels were obtained by subtracting the duty cycle correction factor from the peak readings.

The following procedures were used to convert the emission levels measured in decibels referenced to 1 microvolt (dBuV) into field intensity in micro volts per meter (uV/m).

The actual field intensity in decibels referenced to 1 microvolt in to field intensity in micro volts per meter (dBuV/m).

Data of measurement within this frequency range without mark in the table above means the reading of emissions are attenuated more than 20 dB below the permissible limits or the field strength is too small to be measured.

The actual field intensity in referenced to 1 microvolt per meter (dBuV/m) is determined by algebraically adding the measured reading in dBuV, the antenna factor (dB), and cable loss (dB) and Subtracting the gain of preamplifier (dB) is auto calculate in spectrum analyzer.

(1) $\text{Amplitude (dBuV/m)} = \text{FI (dBuV)} + \text{AF (dBuV)} + \text{CL (dBuV)} - \text{Gain (dB)}$

FI= Reading of the field intensity.

AF= Antenna factor.

CL= Cable loss.

P.S Amplitude is auto calculate in spectrum analyzer.

(2) $\text{Actual Amplitude (dBuV/m)} = \text{Amplitude (dBuV)} - \text{Dis(dB)}$

The FCC specified emission limits were calculated according the EUT operating frequency and by following linear interpolation equations:

(a) For fundamental frequency : Transmitter Output < +30 dBm

(b) For spurious frequency : Spurious emission limits = fundamental emission limit /10

Measuring Instruments and setting

The following table is the setting of spectrum analyzer and receiver.

Spectrum Parameter	Setting
Attenuation	Auto
Start Frequency	1000 MHz
Stop Frequency	40 GHz
RBW/VBW(Emission in restricted band)	1 MHz / 3 MHz for Peak 1 MHz / (1/T) for Average
RBW/VBW(Emission in non-restricted band)	1 MHz / 3 MHz for Peak

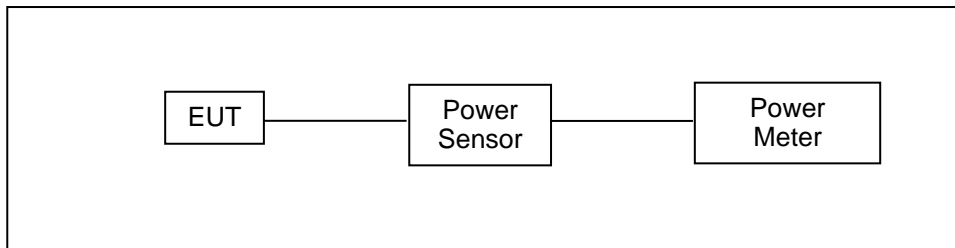
4.3. Maximum Conducted Output Power Measurement

■ **Limit**

Frequency Range (MHz)	FCC Maximum Conducted Output Power Limit
	Client
5.150 ~ 5.250 GHz	The lesser of 250 mW (24 dBm)
5.250 ~ 5.350 GHz	The lesser of 250 mW (24 dBm) or 11 dBm + 10 log (B)
5.470 ~ 5.725 GHz	The lesser of 250 mW (24 dBm) or 11 dBm + 10 log (B)
5.725 ~ 5.850 GHz	The lesser of 1 W (30 dBm)

According FCC KDB 662911 D01 v02r01 – for power measurements on IEEE802.11 devices,

■ **Test Setup**



■ **Test Procedure**

The test is performed in accordance with ANSI C63.10:2013 section 12.3.3.2, Guidelines for Compliance Testing of Unlicensed National Information Infrastructure (U-NII) Devices

Section (E) Maximum Conducted Output Power

3. Measurement using a Power Meter (PM)

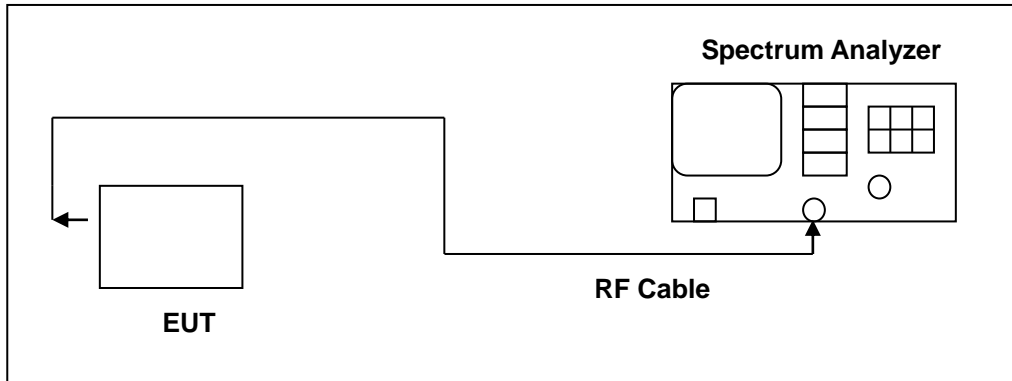
b) Method PM-G (Measurement using a gated RF average power meter)

4.4. 26 dB RF Bandwidth Measurement

■ Limit

N/A

■ Test Setup



■ Test Procedure

The test is performed in accordance with ANSI C63.10:2013 section 12.4.1, Guidelines for Compliance Testing of Unlicensed National Information Infrastructure (U-NII) Devices - Part 15, Subpart E.

Spectrum Parameter	Setting
Attenuation	Auto
Span Frequency	>26 dB Bandwidth
RBW	Approximately 1 % of the emission bandwidth
VBW	VBW > RBW
Detector	Peak
Trace	Max Hold
Sweep Time	Auto

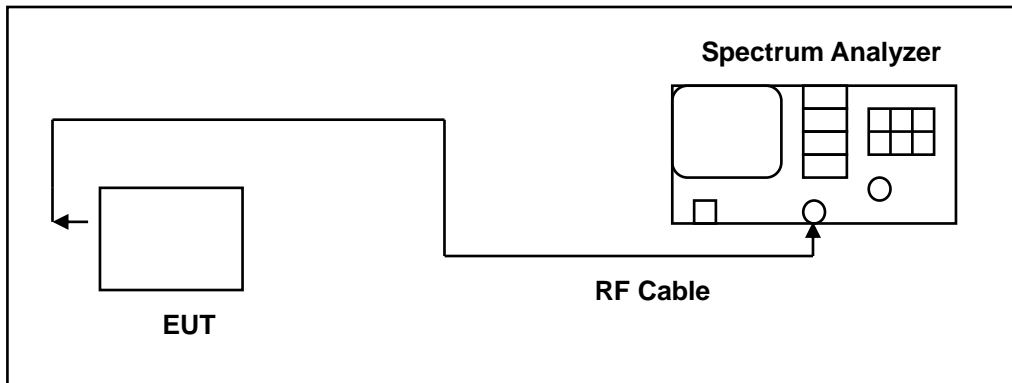
4.5. 6 dB RF Bandwidth Measurement

■ Limit

6 dB RF Bandwidth

Systems using digital modulation techniques may operate in the 5725~5825 MHz bands. The minimum 6 dB band-width shall be at least 500 kHz.

■ Test Setup



■ Test Procedure

6 dB RF Bandwidth

The EUT tested to UNII test procedure of ANSI C63.10:2013 section 6.9.2 for compliance to FCC 47CFR 15.407 requirements.

The antenna port of the EUT was connected to the input of a spectrum analyzer. Analyzer RES BW was set to 100 kHz. For each RF output channel investigated, the spectrum analyzer center frequency was set to the channel carrier. A peak output reading was taken, a DISPLAY line was drawn 6 dB lower than peak level. The 6 dB bandwidth was determined from where the channel output spectrum intersected the display line.

The test was performed at 3 channels.

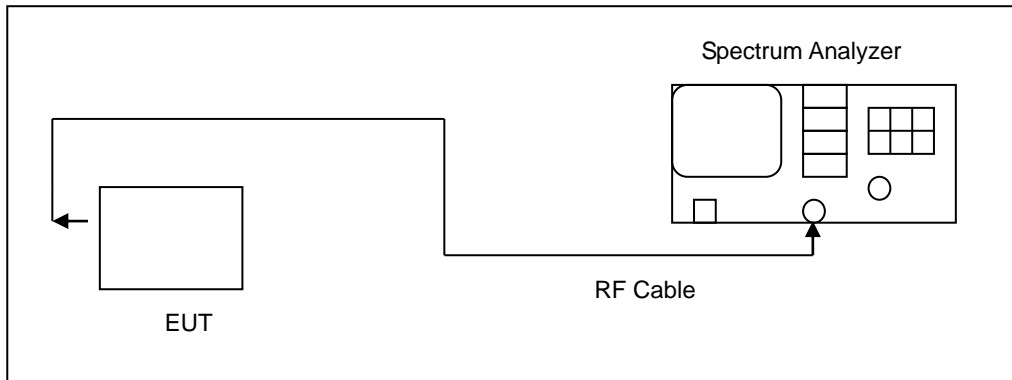
4.6. Maximum Power Spectral Density Measurement

■ Limit

Frequency Range (MHz)	FCC Limit
	Client
5.150 ~ 5.250 GHz	11 dBm/MHz
5.250 ~ 5.350 GHz	11 dBm/MHz
5.470 ~ 5.725 GHz	11 dBm/MHz
5.725 ~ 5.850 GHz	30 dBm/500 kHz

According FCC KDB 662911 D01 v02r01 – for power spectral density measurements on IEEE802.11 devices,

■ Test Setup



■ Test Procedure

The test is performed in accordance with ANSI C63.10:2013 section 12.5, Guidelines for Compliance Testing of Unlicensed National Information Infrastructure (U-NII) Devices - Part 15, Subpart E.

Spectrum Parameter	Setting
Attenuation	Auto
Span Frequency	Encompass the entire emissions bandwidth (EBW) of the signal
RBW	1 MHz (5725 ~ 5850 MHz use 100 kHz)
VBW	3 MHz (5725 ~ 5850 MHz use 300 kHz)
Detector	RMS
Trace	AVERAGE
Sweep Time	Auto
Trace Average	100 times
Note: If measurement bandwidth of Maximum PSD is specified in 500 kHz, add $10 \log(500 \text{ kHz}/100 \text{ kHz})$ to the measured result.	

4.7. Automatically discontinue transmission

The device shall automatically discontinue transmission in case of either absence of information to transmit or operational failure. These provisions are not intended to preclude the transmission of control or signalling information or the use of repetitive codes used by certain digital technologies to complete frame or burst intervals. Applicants shall include in their application for equipment auAlarm Consoleization a description of how this requirement is met.

- **Declare**

While the EUT is not transmitting any information, the EUT can automatically discontinue transmission and become standby mode for power saving.

The EUT can detect the controlling signal of ACK message transmitting from remote device and verify whether it shall resend or discontinue transmission.

4.8. Antenna Requirement

- **Requirement**

For intentional device, according to 15.203, an intentional radiator shall be designed to ensure that no antenna other than that furnished by the responsible party shall be used with the device.

And According to 15.407 (a), if transmitting antennas of directional gain greater than 6 dBi are used, the power shall be reduced by the amount in dB that the directional gain of the antenna exceeds 6 dBi.

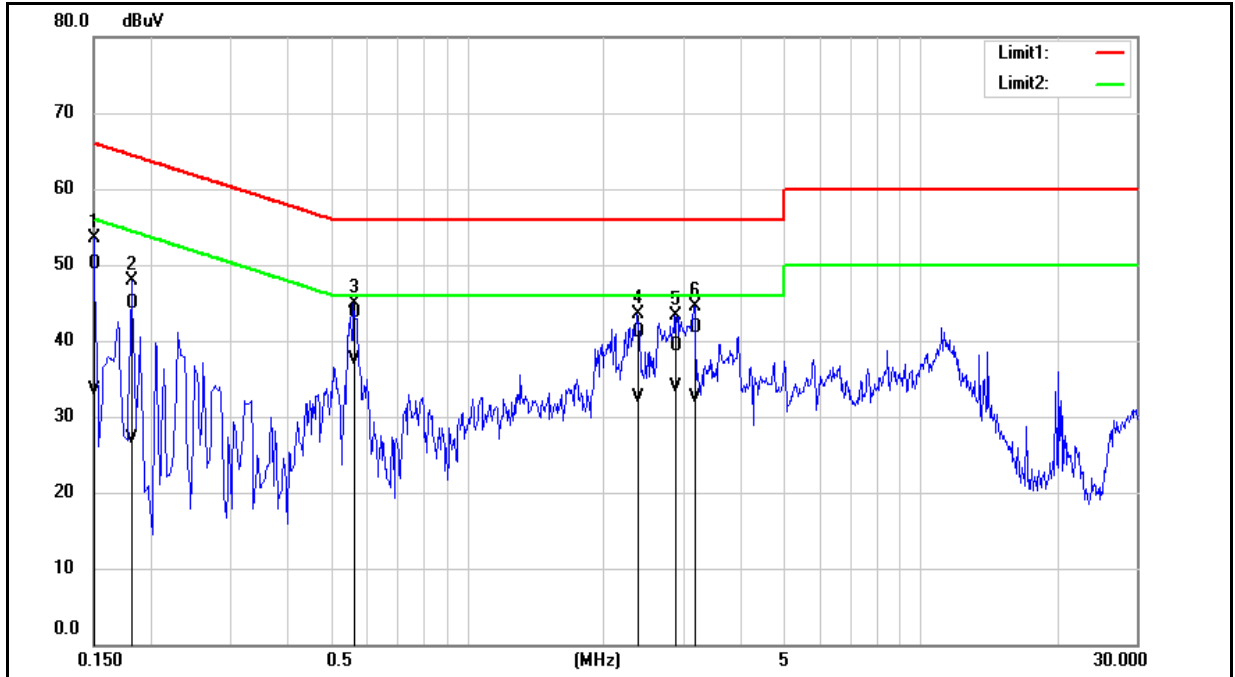
- **Antenna Connector Construction**

See section 2 – antenna information.

5 Test Results

5.1. Conducted Emission

Standard:	FCC Part 15.407	Line:	L1
Test item:	Conducted Emission	Power:	AC 120 V/60 Hz
Test Mode:	Transmit mode		
Description:			



No.	Frequency (MHz)	QP reading (dBuV)	AVG reading (dBuV)	Correction factor (dB)	QP result (dBuV)	AVG result (dBuV)	QP limit (dBuV)	AVG limit (dBuV)	QP margin (dB)	AVG margin (dB)	Remark
1	0.1500	40.59	24.05	9.54	50.13	33.59	66.00	56.00	-15.87	-22.41	Pass
2	0.1820	35.29	17.59	9.54	44.83	27.13	64.39	54.39	-19.56	-27.26	Pass
3	0.5620	34.25	27.95	9.55	43.80	37.50	56.00	46.00	-12.20	-8.50	Pass
4	2.3780	31.40	22.81	9.62	41.02	32.43	56.00	46.00	-14.98	-13.57	Pass
5	2.8780	29.67	24.29	9.64	39.31	33.93	56.00	46.00	-16.69	-12.07	Pass
6	3.1740	31.97	22.92	9.64	41.61	32.56	56.00	46.00	-14.39	-13.44	Pass

Note: 1. Result (dBuV) = Correction factor (dB) + Reading(dBuV).

2. Correction factor (dB) = Cable loss (dB) + L.I.S.N. factor (dB).

Standard:	FCC Part 15.407	Line:	N
Test item:	Conducted Emission	Power:	AC 120 V/60 Hz
Test Mode:	Transmit mode		
Description:			



No.	Frequency (MHz)	QP reading (dBuV)	AVG reading (dBuV)	Correction factor (dB)	QP result (dBuV)	AVG result (dBuV)	QP limit (dBuV)	AVG limit (dBuV)	QP margin (dB)	AVG margin (dB)	Remark
1	0.1500	38.09	24.54	9.60	47.69	34.14	66.00	56.00	-18.31	-21.86	Pass
2	0.1660	35.43	20.02	9.60	45.03	29.62	65.16	55.16	-20.13	-25.54	Pass
3	0.5620	34.53	28.23	9.61	44.14	37.84	56.00	46.00	-11.86	-8.16	Pass
4	2.3820	31.66	22.74	9.69	41.35	32.43	56.00	46.00	-14.65	-13.57	Pass
5	2.9100	30.25	23.85	9.70	39.95	33.55	56.00	46.00	-16.05	-12.45	Pass
6	3.1780	32.01	23.38	9.71	41.72	33.09	56.00	46.00	-14.28	-12.91	Pass

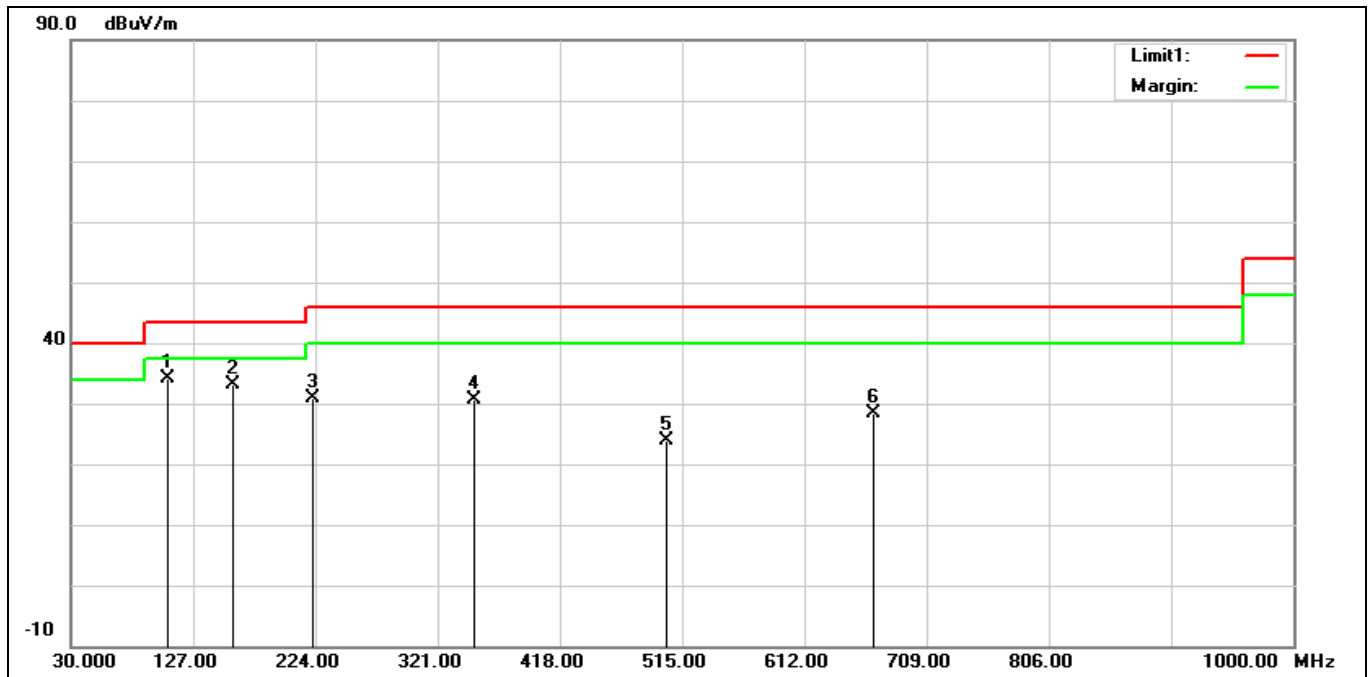
Note: 1. Result (dBuV) = Correction factor (dB) + Reading(dBuV).

2. Correction factor (dB) = Cable loss (dB) + L.I.S.N. factor (dB).

5.2. Radiated Emission Measurement

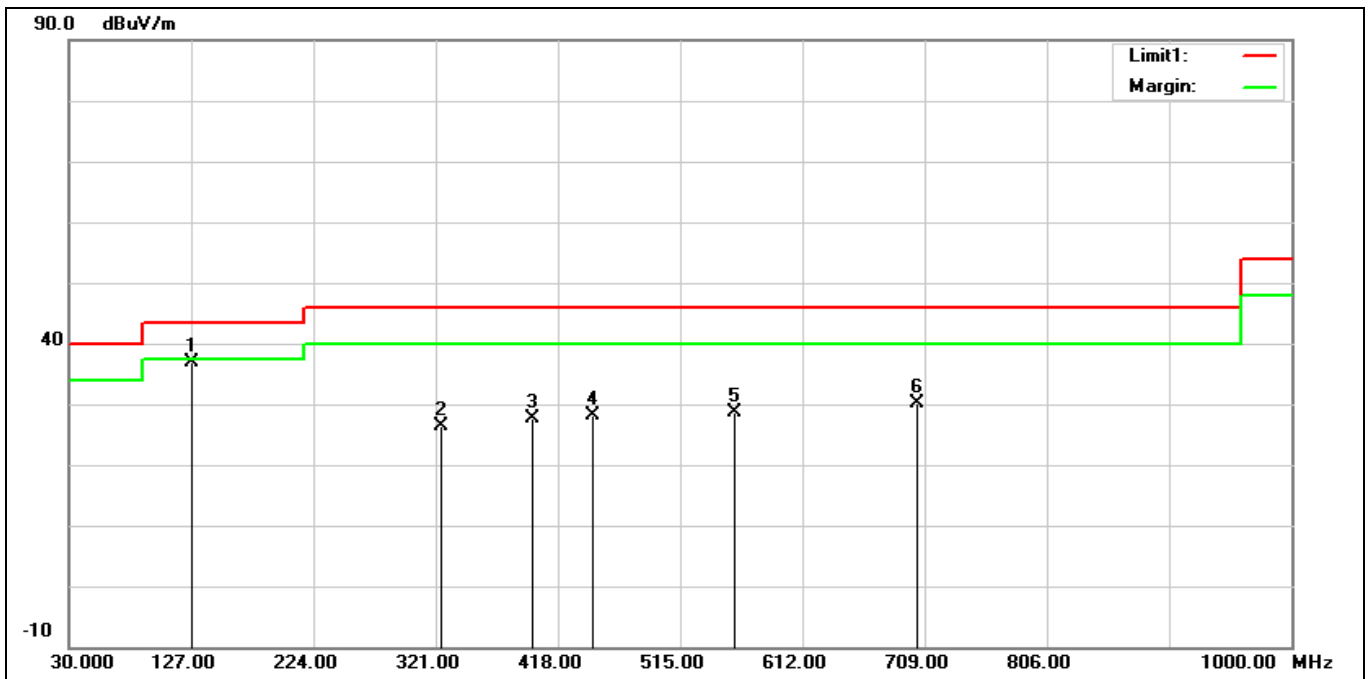
Below 1 GHz

Standard:	Part 15E	Test Site:	966 Chamber
Polarization:	Horizontal		
Test Mode:	802.11a 5320 MHz		
Remark:			



No.	Frequency (MHz)	Reading (dBuV)	Correction (dB/m)	Result (dBuV/m)	Limit (dBuV/m)	Margin (dB)	Remark
1*	106.6300	45.54	-11.36	34.18	43.50	-9.32	QP
2	159.0100	40.05	-6.85	33.20	43.50	-10.30	QP
3	222.0600	39.99	-8.99	31.00	46.00	-15.00	QP
4	350.1000	35.26	-4.75	30.51	46.00	-15.49	QP
5	502.3900	25.84	-1.89	23.95	46.00	-22.05	QP
6	667.2900	27.50	0.82	28.32	46.00	-17.68	QP

Standard:	Part 15E	Test Site:	966 Chamber
Polarization:	Vertical		
Test Mode:	802.11a 5320 MHz		
Remark:			

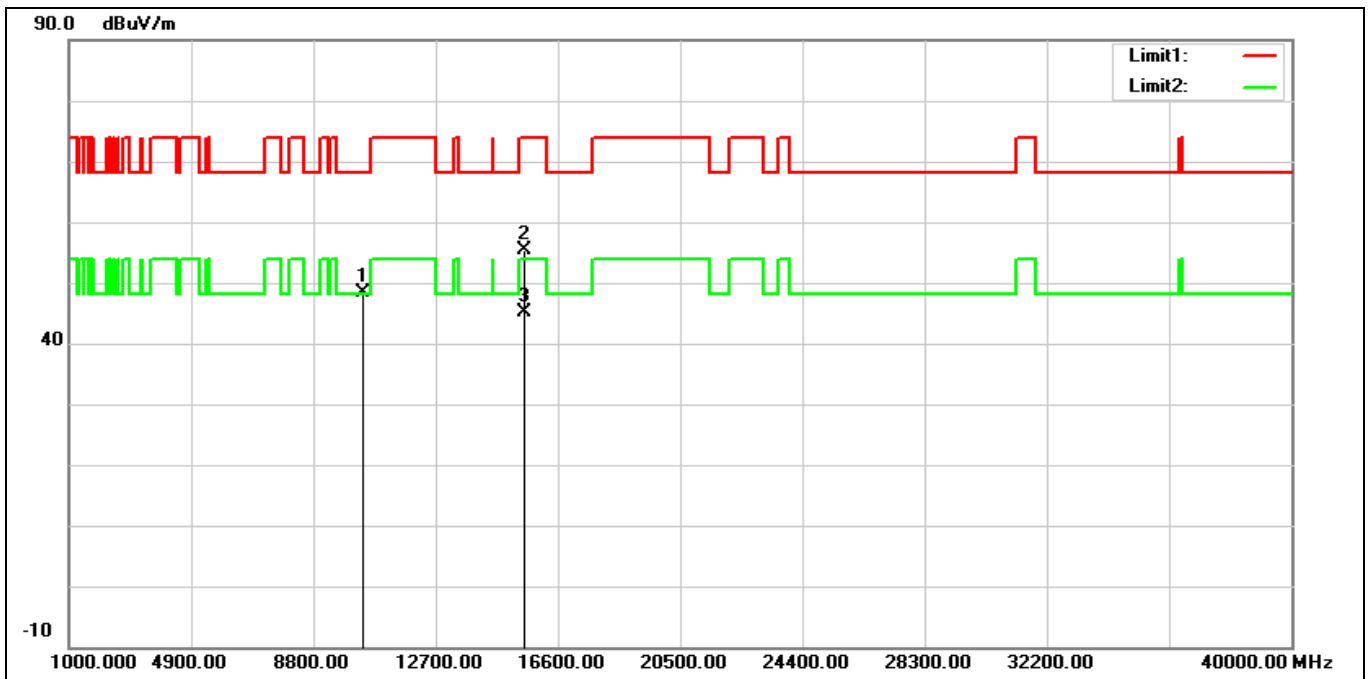


No.	Frequency (MHz)	Reading (dBuV)	Correction (dB/m)	Result (dBuV/m)	Limit (dBuV/m)	Margin (dB)	Remark
1*	127.0000	45.96	-9.16	36.80	43.50	-6.70	QP
2	324.8800	31.60	-5.28	26.32	46.00	-19.68	QP
3	397.6300	31.41	-3.71	27.70	46.00	-18.30	QP
4	445.1600	30.84	-2.68	28.16	46.00	-17.84	QP
5	558.6500	29.34	-0.82	28.52	46.00	-17.48	QP
6	703.1800	28.40	1.70	30.10	46.00	-15.90	QP

Harmonic

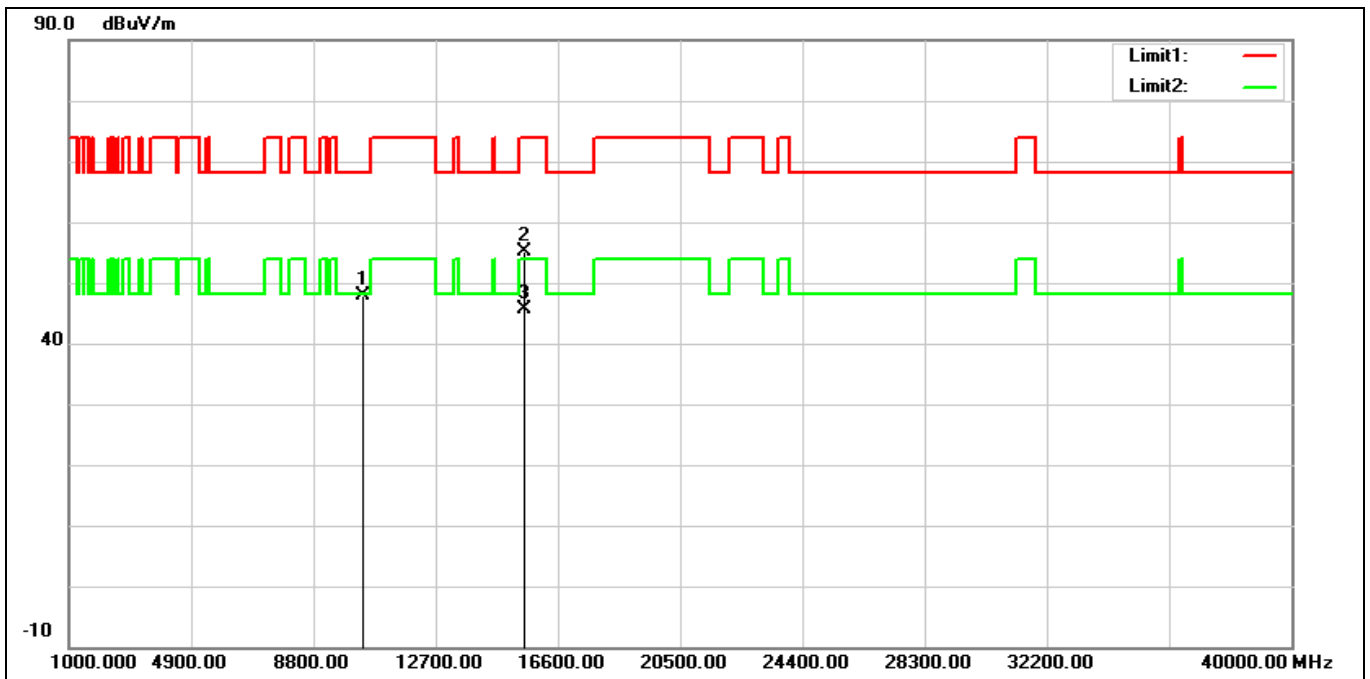
Above 1 GHz

Standard:	Part 15E	Test Site:	966 Chamber
Polarization:	Horizontal		
Test Mode:	802.11a 5180 MHz		
Remark:			



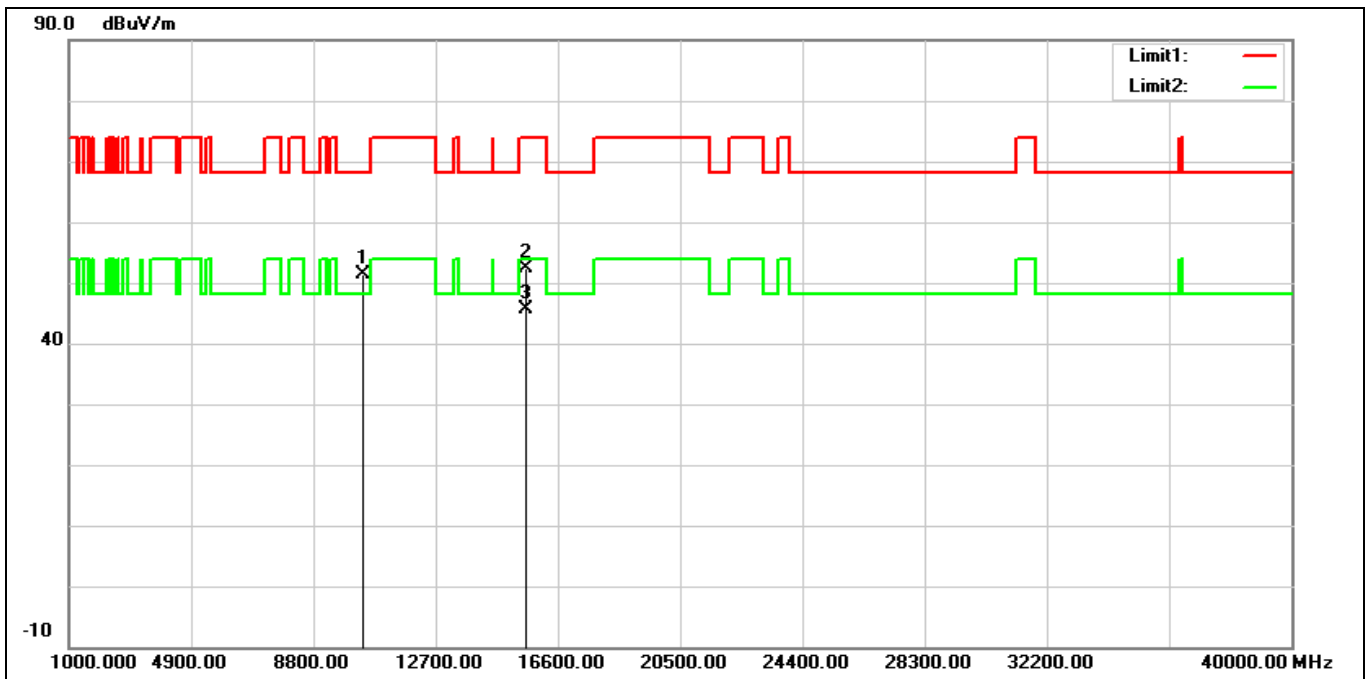
No.	Frequency (MHz)	Reading (dBuV)	Correction (dB/m)	Result (dBuV/m)	Limit (dBuV/m)	Margin (dB)	Remark
1	10360.000	34.34	13.99	48.33	68.20	-19.87	peak
2	15540.000	38.02	17.31	55.33	74.00	-18.67	peak
3*	15540.000	27.79	17.31	45.10	54.00	-8.90	AVG

Standard:	Part 15E	Test Site:	966 Chamber
Polarization:	Vertical		
Test Mode:	802.11a 5180 MHz		
Remark:			



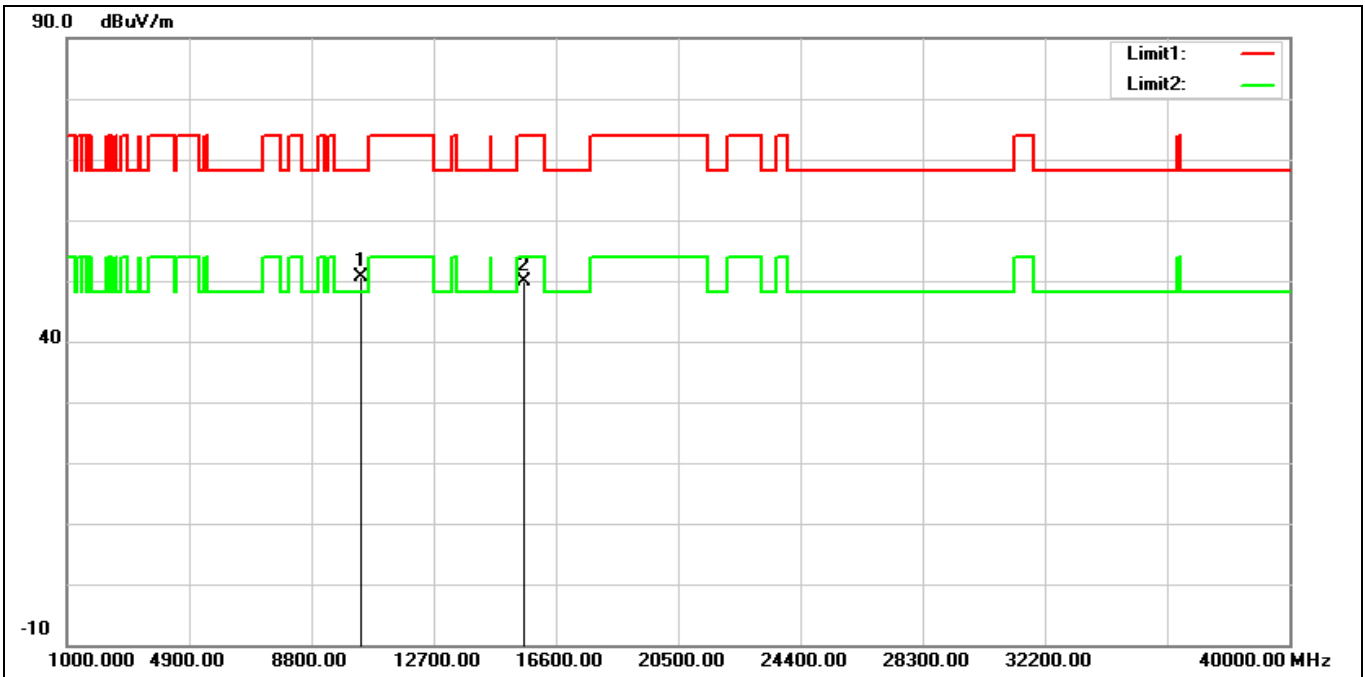
No.	Frequency (MHz)	Reading (dBuV)	Correction (dB/m)	Result (dBuV/m)	Limit (dBuV/m)	Margin (dB)	Remark
1	10360.000	33.77	13.99	47.76	68.20	-20.44	peak
2	15540.000	37.76	17.31	55.07	74.00	-18.93	peak
3*	15540.000	28.22	17.31	45.53	54.00	-8.47	AVG

Standard:	Part 15E	Test Site:	966 Chamber
Polarization:	Horizontal		
Test Mode:	802.11a 5200 MHz		
Remark:			



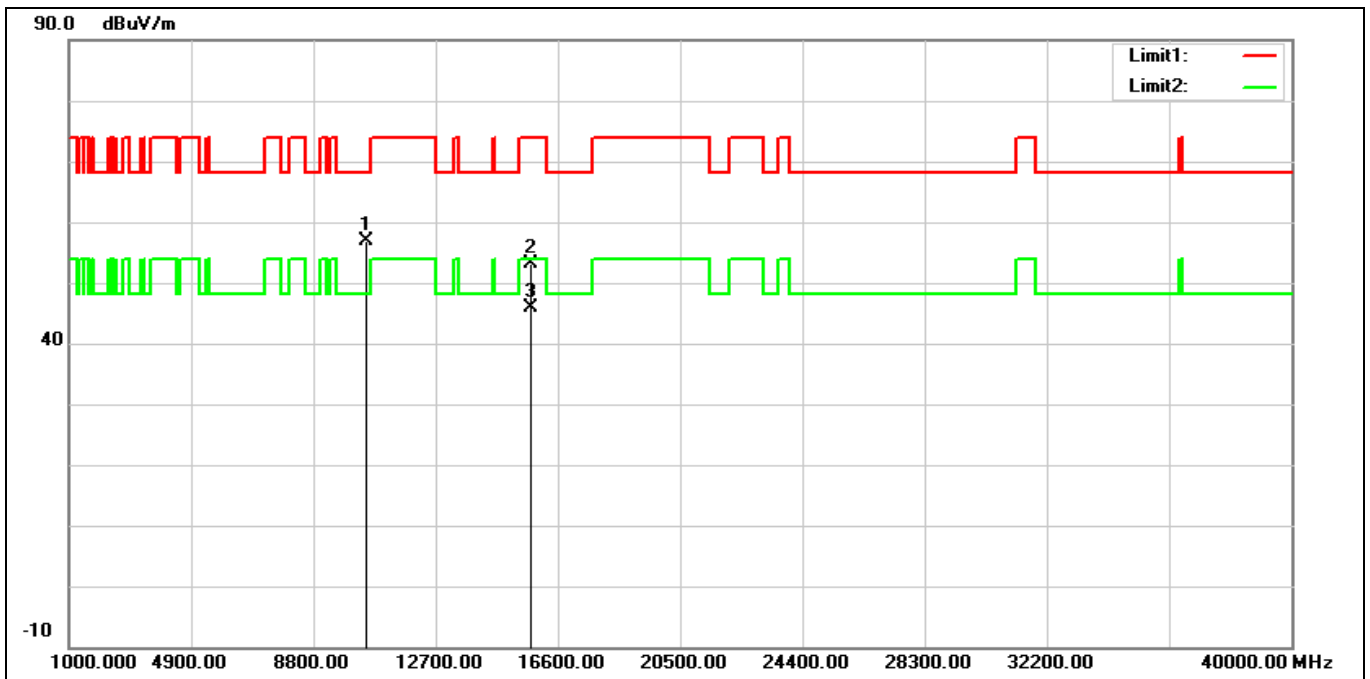
No.	Frequency (MHz)	Reading (dBuV)	Correction (dB/m)	Result (dBuV/m)	Limit (dBuV/m)	Margin (dB)	Remark
1	10400.000	37.32	14.10	51.42	68.20	-16.78	peak
2	15600.000	35.33	17.01	52.34	74.00	-21.66	peak
3*	15600.000	28.50	17.01	45.51	54.00	-8.49	AVG

Standard:	Part 15E	Test Site:	966 Chamber
Polarization:	Vertical		
Test Mode:	802.11a 5200 MHz		
Remark:			



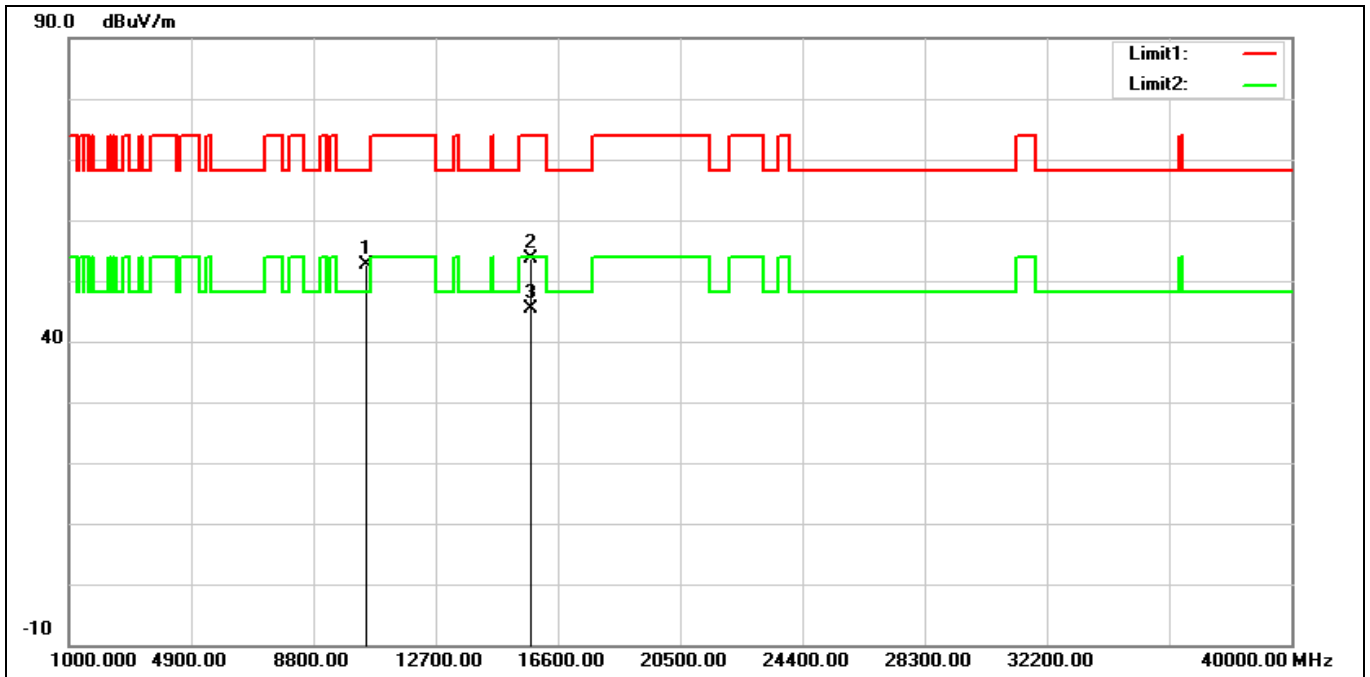
No.	Frequency (MHz)	Reading (dBuV)	Correction (dB/m)	Result (dBuV/m)	Limit (dBuV/m)	Margin (dB)	Remark
1*	10400.000	36.62	14.10	50.72	68.20	-17.48	peak
2	15600.000	32.91	17.01	49.92	74.00	-24.08	peak

Standard:	Part 15E	Test Site:	966 Chamber
Polarization:	Horizontal		
Test Mode:	802.11a 5240 MHz		
Remark:			



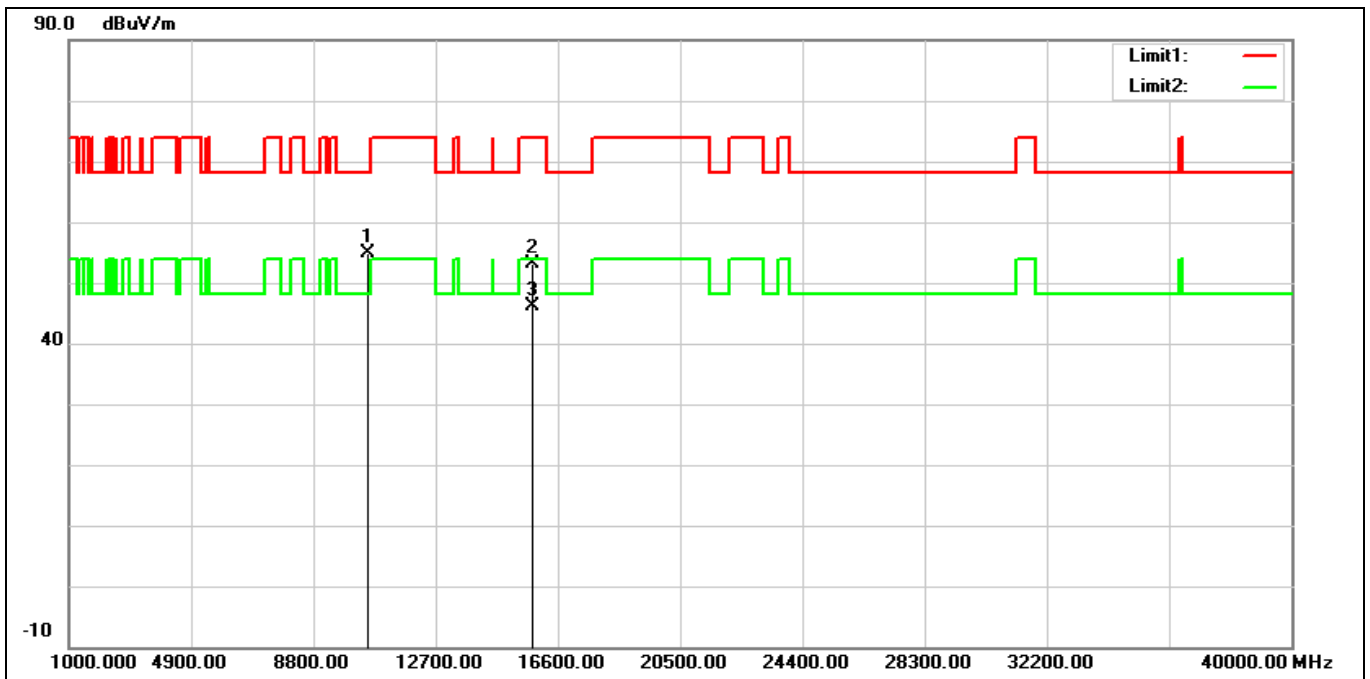
No.	Frequency (MHz)	Reading (dBuV)	Correction (dB/m)	Result (dBuV/m)	Limit (dBuV/m)	Margin (dB)	Remark
1	10480.000	42.43	14.54	56.97	68.20	-11.23	peak
2	15720.000	35.81	17.34	53.15	74.00	-20.85	peak
3*	15720.000	28.59	17.34	45.93	54.00	-8.07	AVG

Standard:	Part 15E	Test Site:	966 Chamber
Polarization:	Vertical		
Test Mode:	802.11a 5240 MHz		
Remark:			



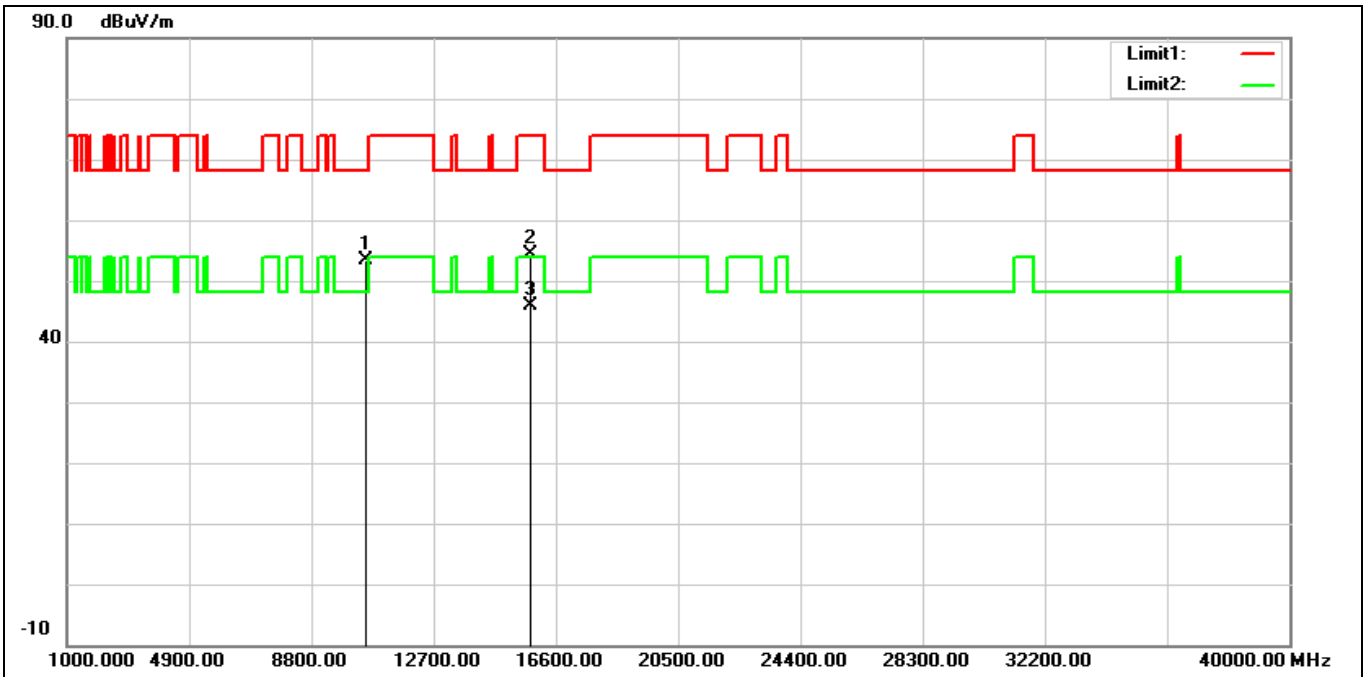
No.	Frequency (MHz)	Reading (dBuV)	Correction (dB/m)	Result (dBuV/m)	Limit (dBuV/m)	Margin (dB)	Remark
1	10480.000	38.11	14.54	52.65	68.20	-15.55	peak
2	15720.000	36.28	17.34	53.62	74.00	-20.38	peak
3*	15720.000	28.08	17.34	45.42	54.00	-8.58	AVG

Standard:	Part 15E	Test Site:	966 Chamber
Polarization:	Horizontal		
Test Mode:	802.11a 5260 MHz		
Remark:			



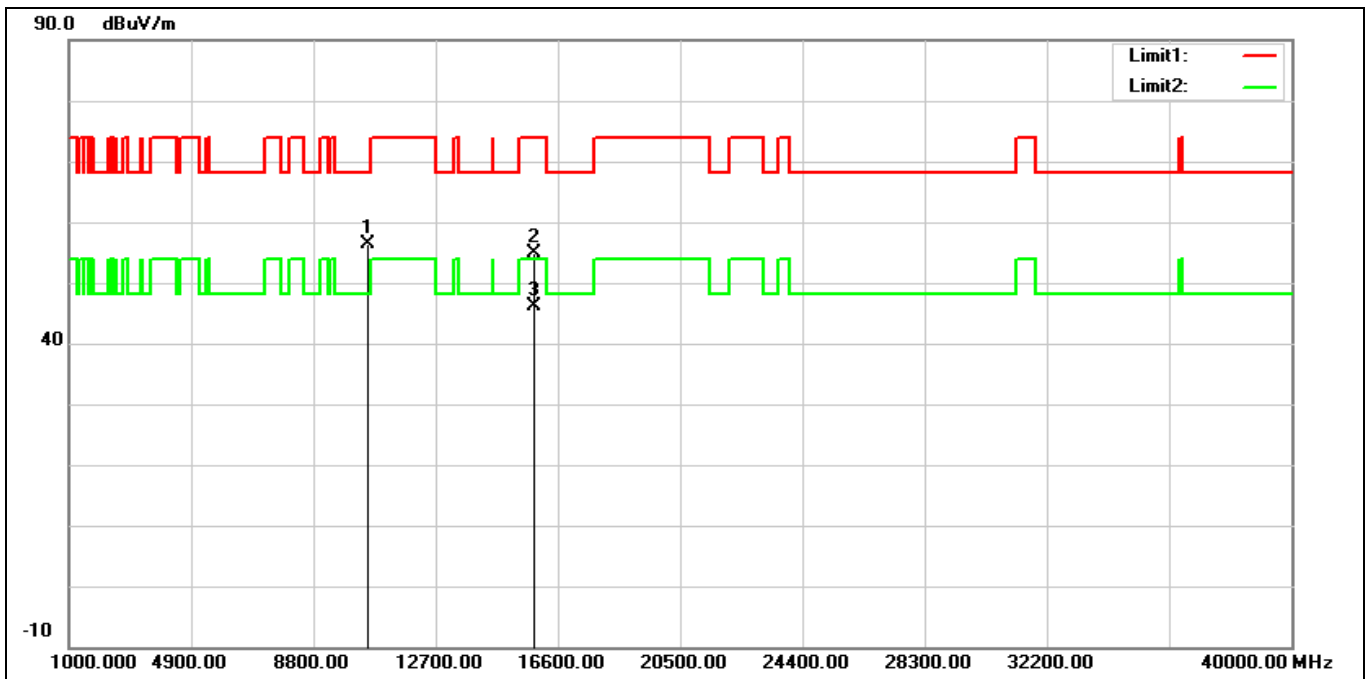
No.	Frequency (MHz)	Reading (dBuV)	Correction (dB/m)	Result (dBuV/m)	Limit (dBuV/m)	Margin (dB)	Remark
1	10520.000	40.25	14.60	54.85	68.20	-13.35	peak
2	15780.000	36.14	17.10	53.24	74.00	-20.76	peak
3*	15780.000	28.92	17.10	46.02	54.00	-7.98	AVG

Standard:	Part 15E	Test Site:	966 Chamber
Polarization:	Vertical		
Test Mode:	802.11a 5260 MHz		
Remark:			



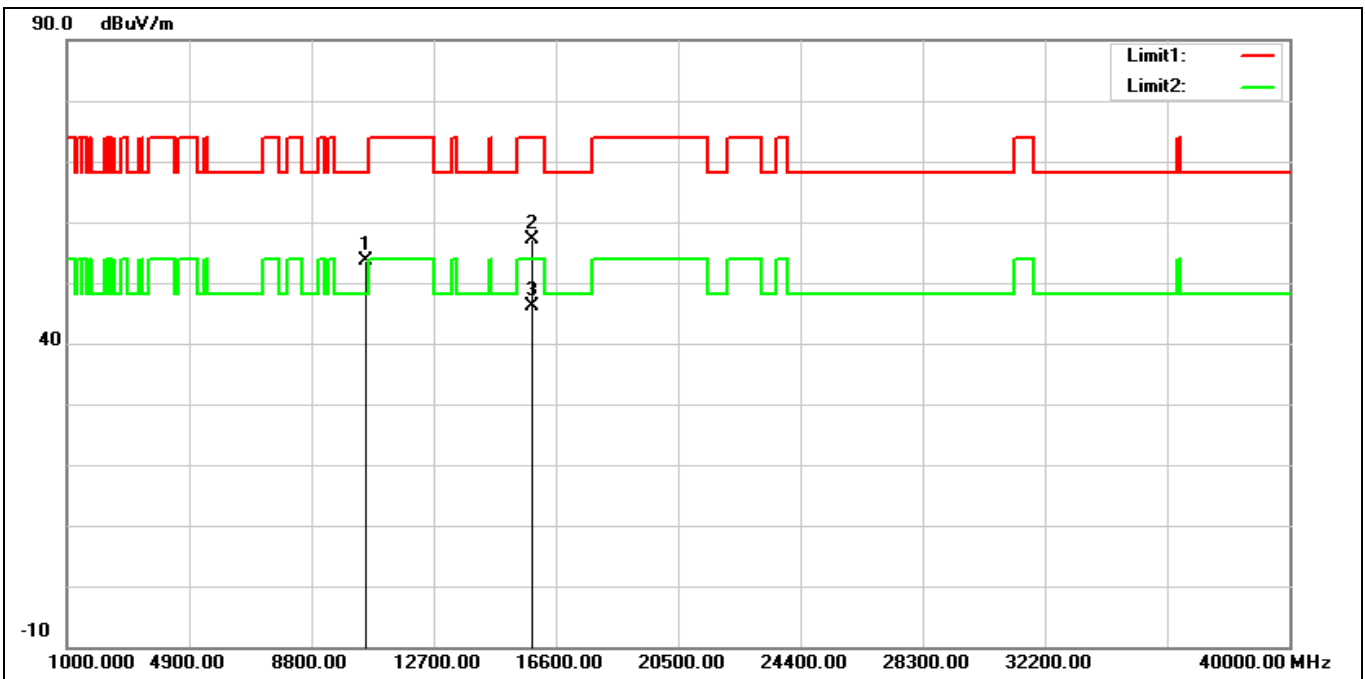
No.	Frequency (MHz)	Reading (dBuV)	Correction (dB/m)	Result (dBuV/m)	Limit (dBuV/m)	Margin (dB)	Remark
1	10520.000	38.70	14.60	53.30	68.20	-14.90	peak
2	15780.000	37.19	17.10	54.29	74.00	-19.71	peak
3*	15780.000	28.71	17.10	45.81	54.00	-8.19	AVG

Standard:	Part 15E	Test Site:	966 Chamber
Polarization:	Horizontal		
Test Mode:	802.11a 5280 MHz		
Remark:			



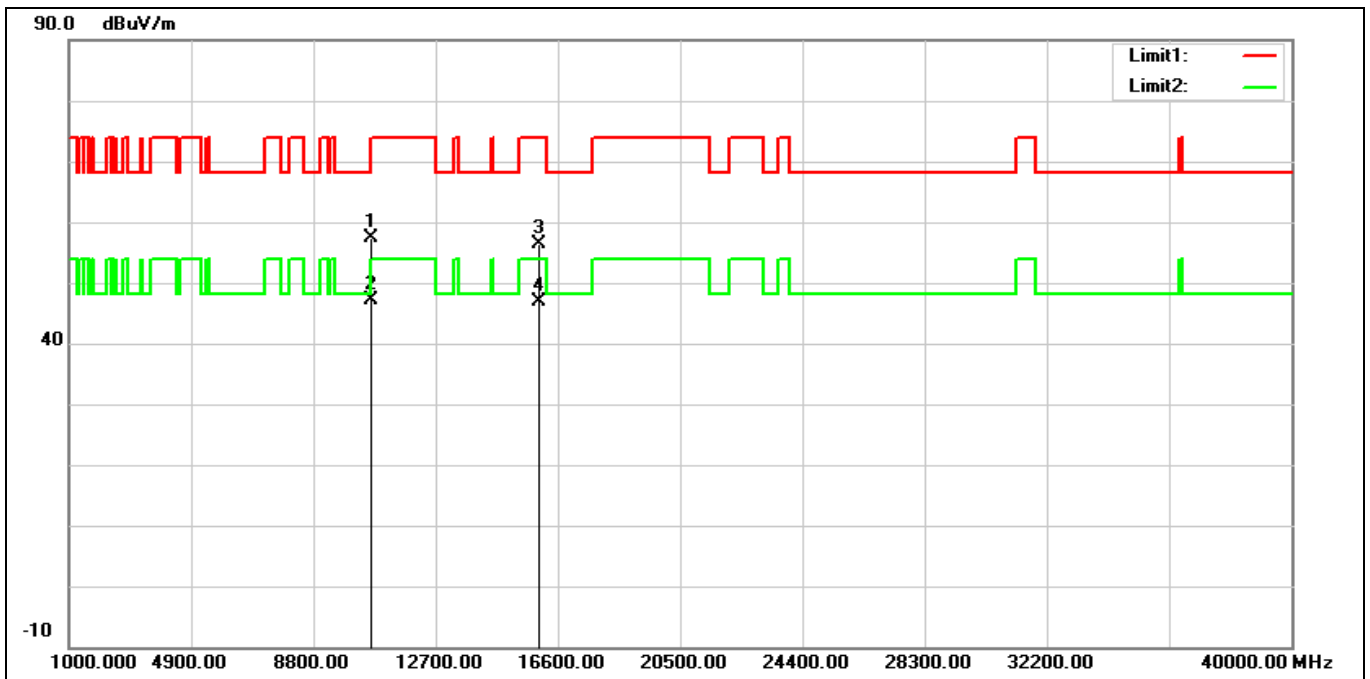
No.	Frequency (MHz)	Reading (dBuV)	Correction (dB/m)	Result (dBuV/m)	Limit (dBuV/m)	Margin (dB)	Remark
1	10560.000	41.95	14.48	56.43	68.20	-11.77	peak
2	15840.000	37.95	16.90	54.85	74.00	-19.15	peak
3*	15840.000	29.30	16.90	46.20	54.00	-7.80	AVG

Standard:	Part 15E	Test Site:	966 Chamber
Polarization:	Vertical		
Test Mode:	802.11a 5280 MHz		
Remark:			



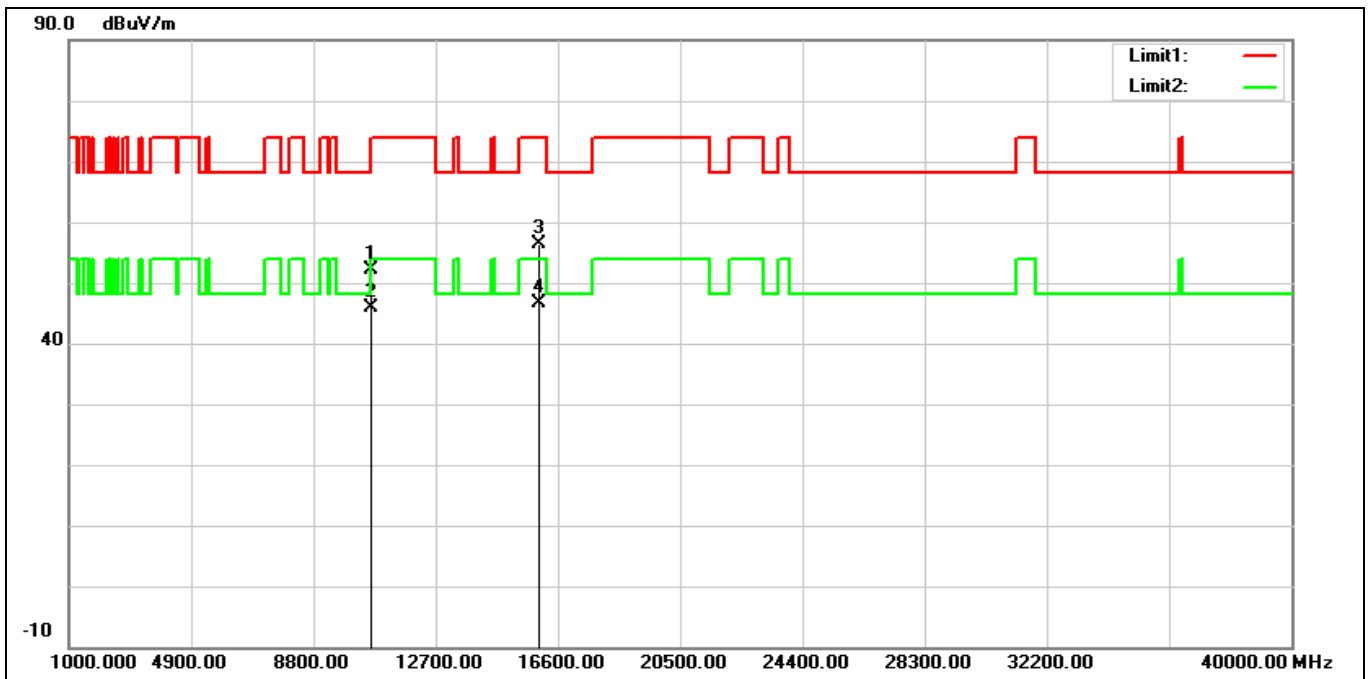
No.	Frequency (MHz)	Reading (dBuV)	Correction (dB/m)	Result (dBuV/m)	Limit (dBuV/m)	Margin (dB)	Remark
1	10560.000	39.16	14.48	53.64	68.20	-14.56	peak
2	15840.000	40.17	16.90	57.07	74.00	-16.93	peak
3*	15840.000	29.23	16.90	46.13	54.00	-7.87	AVG

Standard:	Part 15E	Test Site:	966 Chamber
Polarization:	Horizontal		
Test Mode:	802.11a 5320 MHz		
Remark:			



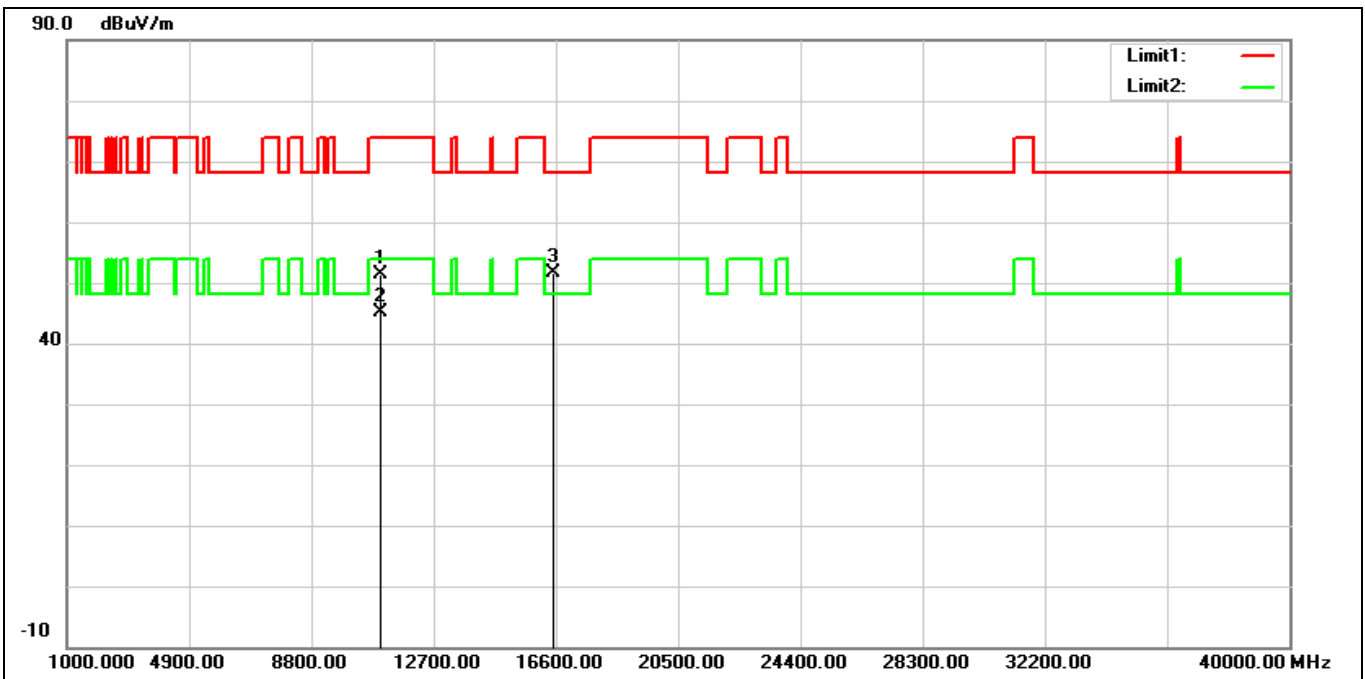
No.	Frequency (MHz)	Reading (dBuV)	Correction (dB/m)	Result (dBuV/m)	Limit (dBuV/m)	Margin (dB)	Remark
1	10640.000	42.87	14.41	57.28	74.00	-16.72	peak
2*	10640.000	32.61	14.41	47.02	54.00	-6.98	AVG
3	15960.000	39.89	16.55	56.44	74.00	-17.56	peak
4	15960.000	30.28	16.55	46.83	54.00	-7.17	AVG

Standard:	Part 15E	Test Site:	966 Chamber
Polarization:	Vertical		
Test Mode:	802.11a 5320 MHz		
Remark:			



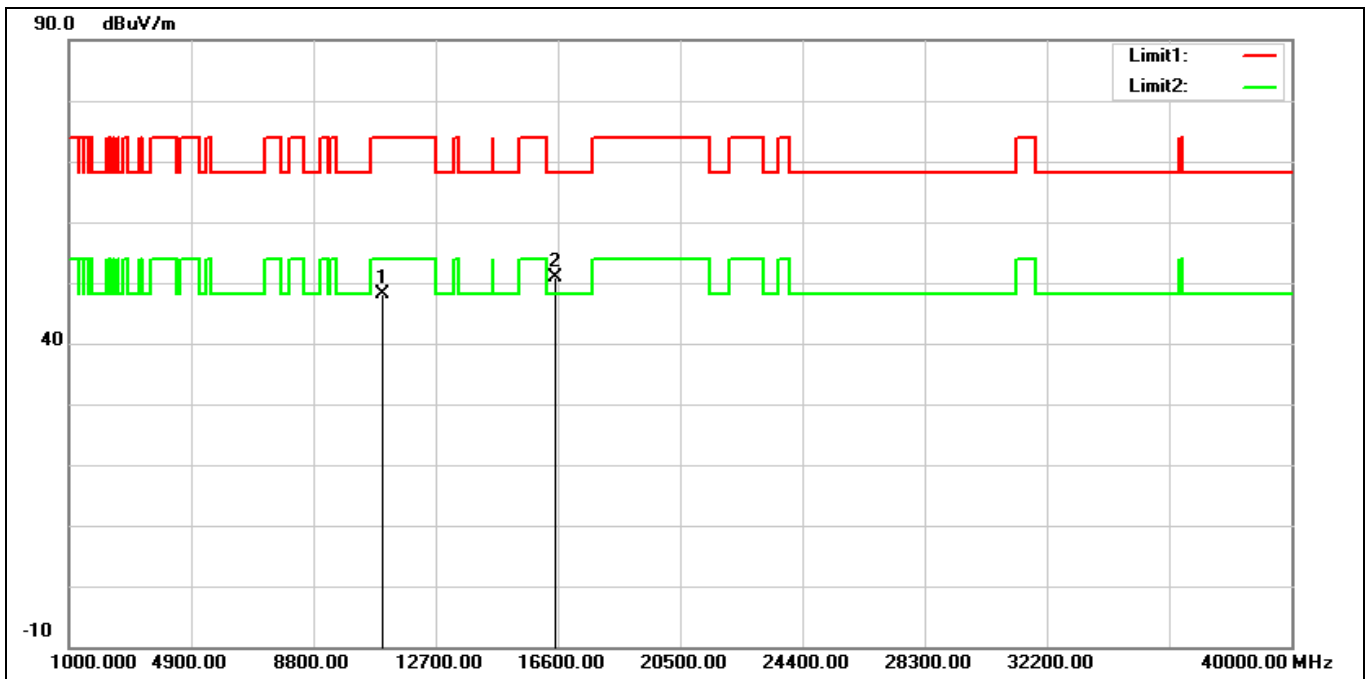
No.	Frequency (MHz)	Reading (dBuV)	Correction (dB/m)	Result (dBuV/m)	Limit (dBuV/m)	Margin (dB)	Remark
1	10640.000	37.75	14.41	52.16	74.00	-21.84	peak
2	10640.000	31.58	14.41	45.99	54.00	-8.01	AVG
3	15960.000	39.77	16.55	56.32	74.00	-17.68	peak
4*	15960.000	29.98	16.55	46.53	54.00	-7.47	AVG

Standard:	Part 15E	Test Site:	966 Chamber
Polarization:	Horizontal		
Test Mode:	802.11a 5500 MHz		
Remark:			



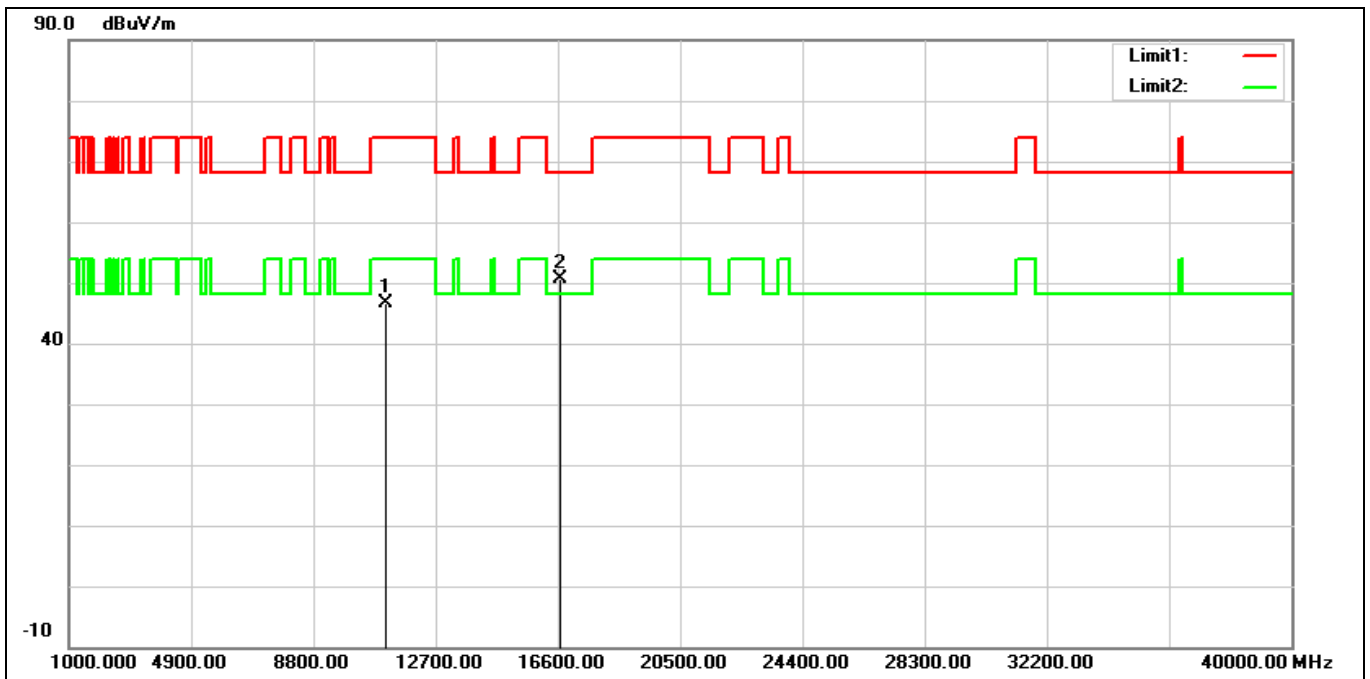
No.	Frequency (MHz)	Reading (dBuV)	Correction (dB/m)	Result (dBuV/m)	Limit (dBuV/m)	Margin (dB)	Remark
1	11000.000	36.55	14.73	51.28	74.00	-22.72	peak
2*	11000.000	30.35	14.73	45.08	54.00	-8.92	AVG
3	16500.000	33.93	17.77	51.70	68.20	-16.50	peak

Standard:	Part 15E	Test Site:	966 Chamber
Polarization:	Vertical		
Test Mode:	802.11a 5500 MHz		
Remark:			



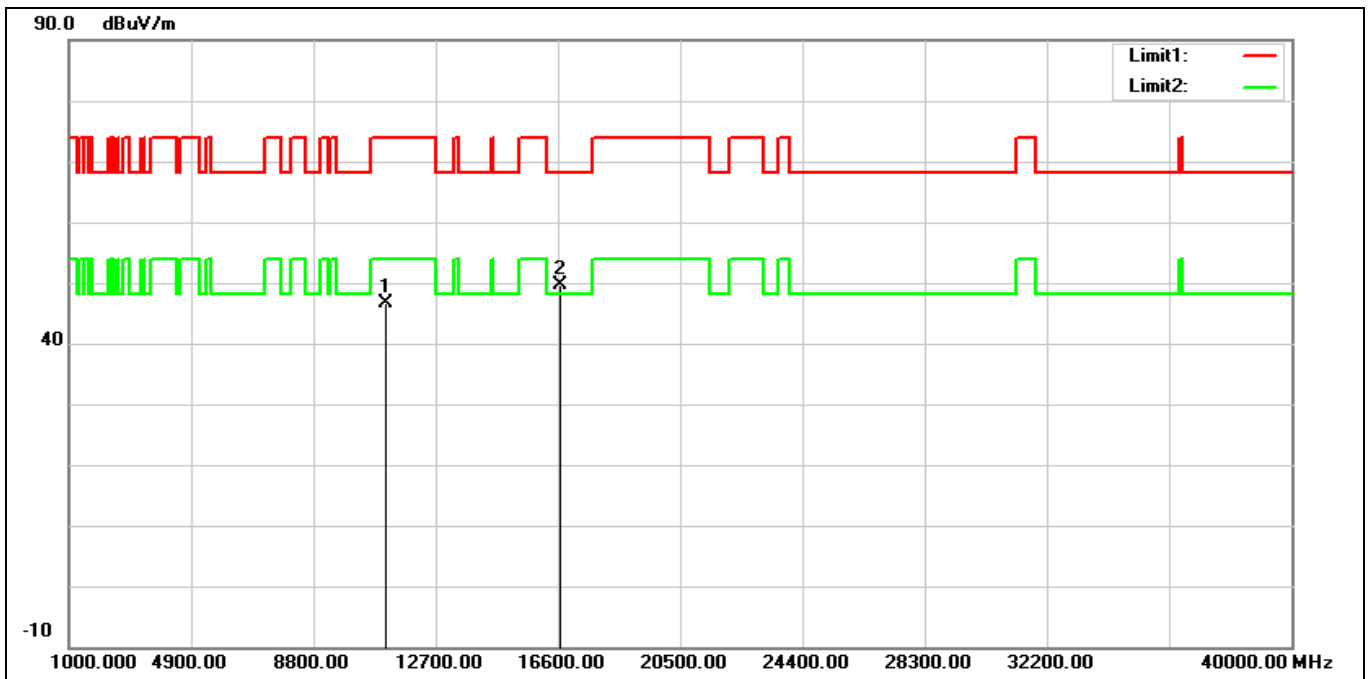
No.	Frequency (MHz)	Reading (dBuV)	Correction (dB/m)	Result (dBuV/m)	Limit (dBuV/m)	Margin (dB)	Remark
1	11000.000	33.45	14.73	48.18	74.00	-25.82	peak
2*	16500.000	32.99	17.77	50.76	68.20	-17.44	peak

Standard:	Part 15E	Test Site:	966 Chamber
Polarization:	Horizontal		
Test Mode:	802.11a 5560 MHz		
Remark:			



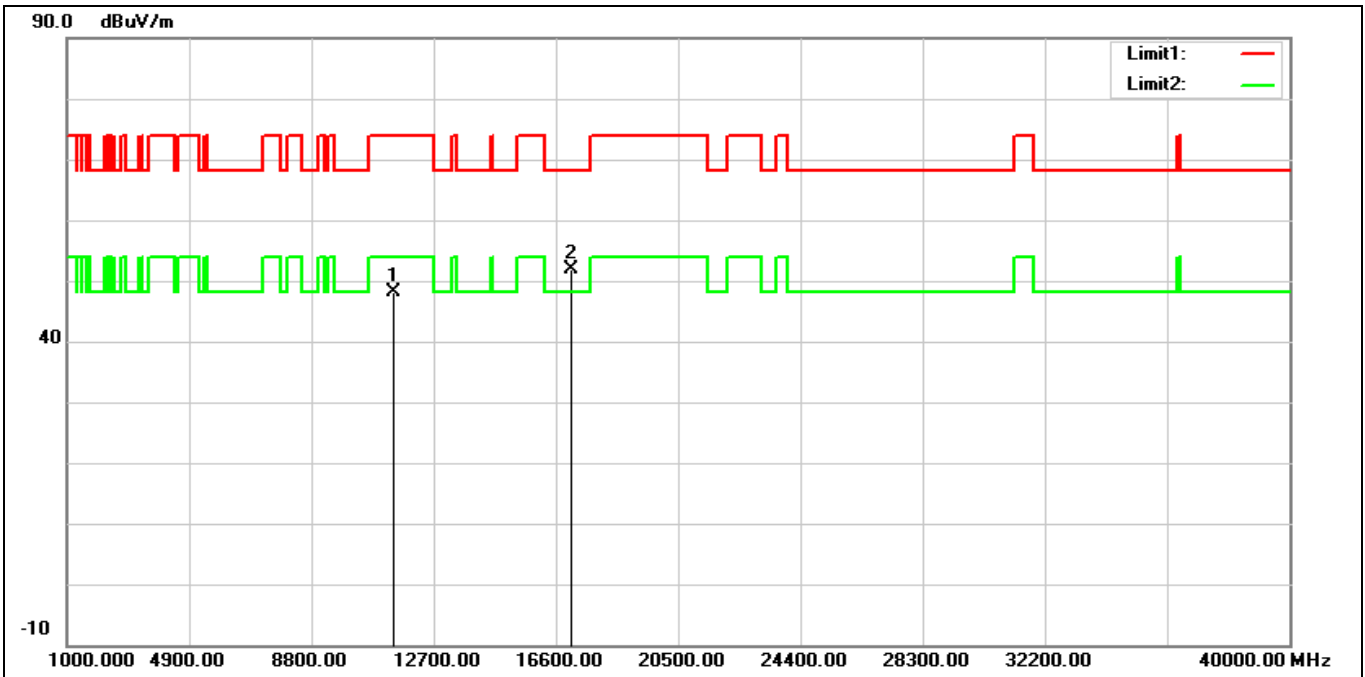
No.	Frequency (MHz)	Reading (dBuV)	Correction (dB/m)	Result (dBuV/m)	Limit (dBuV/m)	Margin (dB)	Remark
1	11120.000	31.79	14.79	46.58	74.00	-27.42	peak
2*	16680.000	32.14	18.61	50.75	68.20	-17.45	peak

Standard:	Part 15E	Test Site:	966 Chamber
Polarization:	Vertical		
Test Mode:	802.11a 5560 MHz		
Remark:			



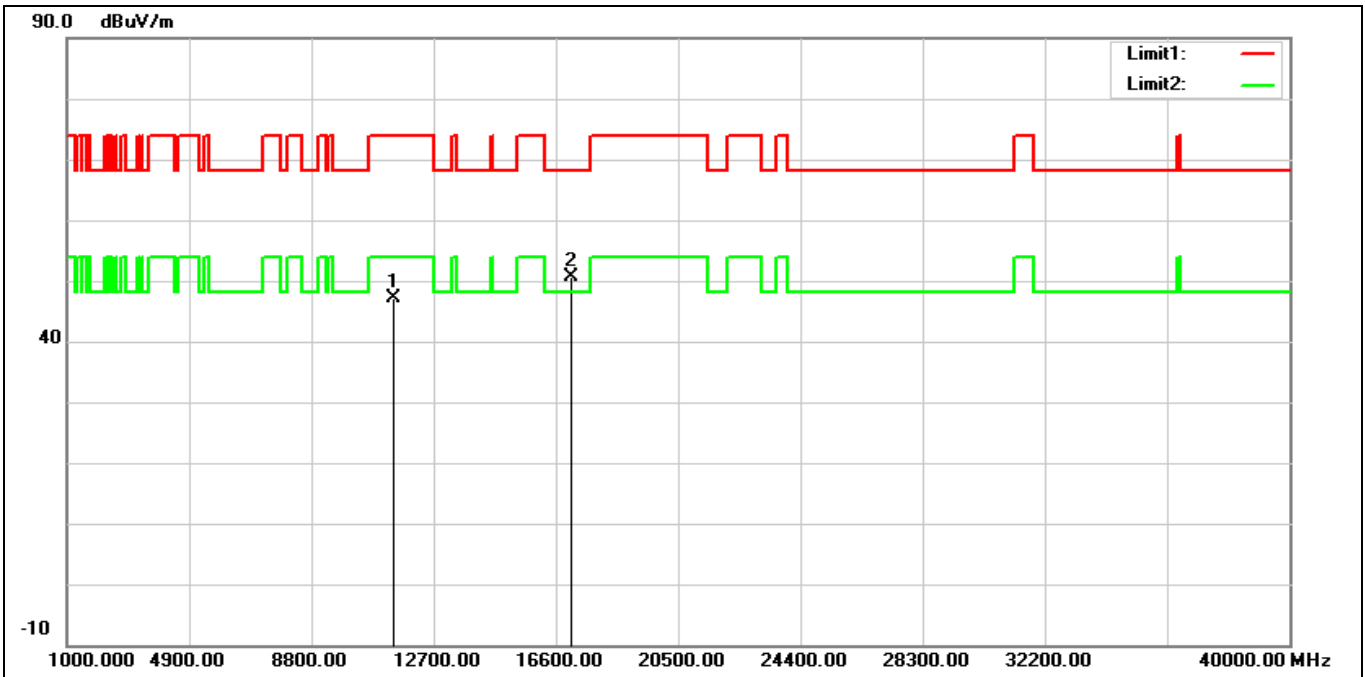
No.	Frequency (MHz)	Reading (dBuV)	Correction (dB/m)	Result (dBuV/m)	Limit (dBuV/m)	Margin (dB)	Remark
1	11120.000	31.77	14.79	46.56	74.00	-27.44	peak
2*	16680.000	31.08	18.61	49.69	68.20	-18.51	peak

Standard:	Part 15E	Test Site:	966 Chamber
Polarization:	Horizontal		
Test Mode:	802.11a 5700 MHz		
Remark:			



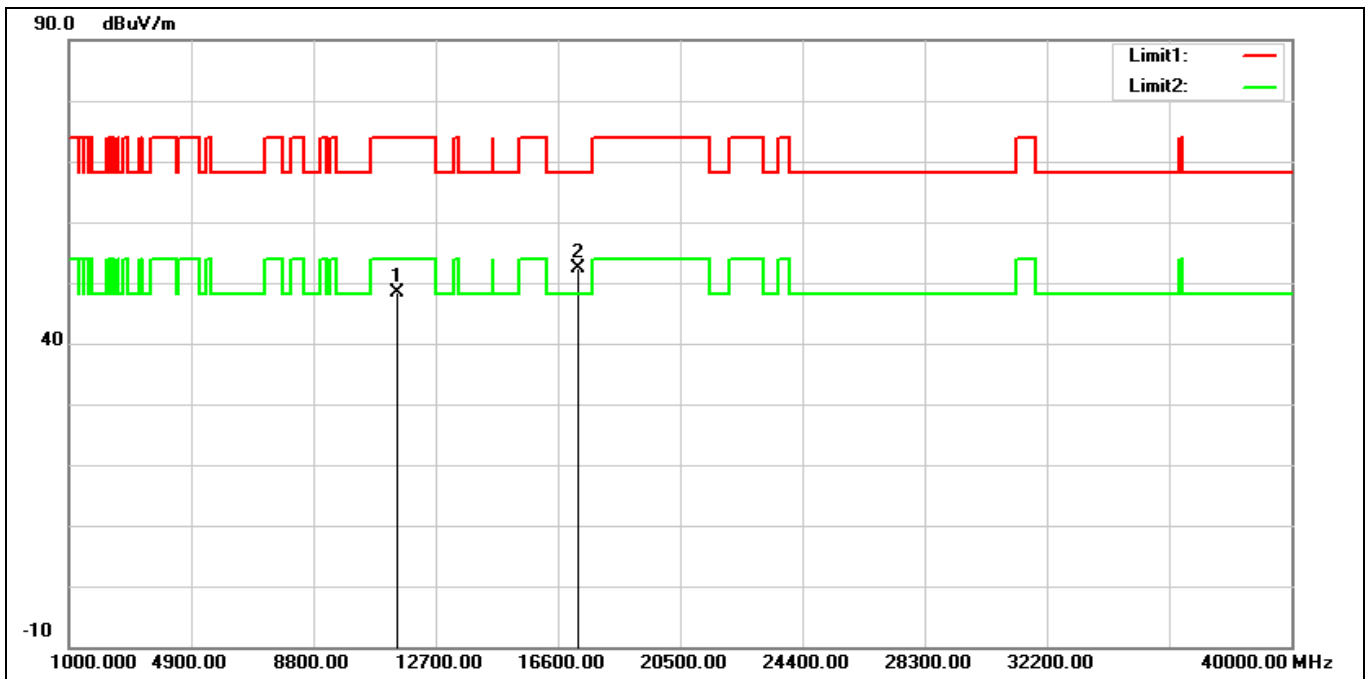
No.	Frequency (MHz)	Reading (dBuV)	Correction (dB/m)	Result (dBuV/m)	Limit (dBuV/m)	Margin (dB)	Remark
1	11400.000	33.09	15.07	48.16	74.00	-25.84	peak
2*	17100.000	31.25	20.64	51.89	68.20	-16.31	peak

Standard:	Part 15E	Test Site:	966 Chamber
Polarization:	Vertical		
Test Mode:	802.11a 5700 MHz		
Remark:			



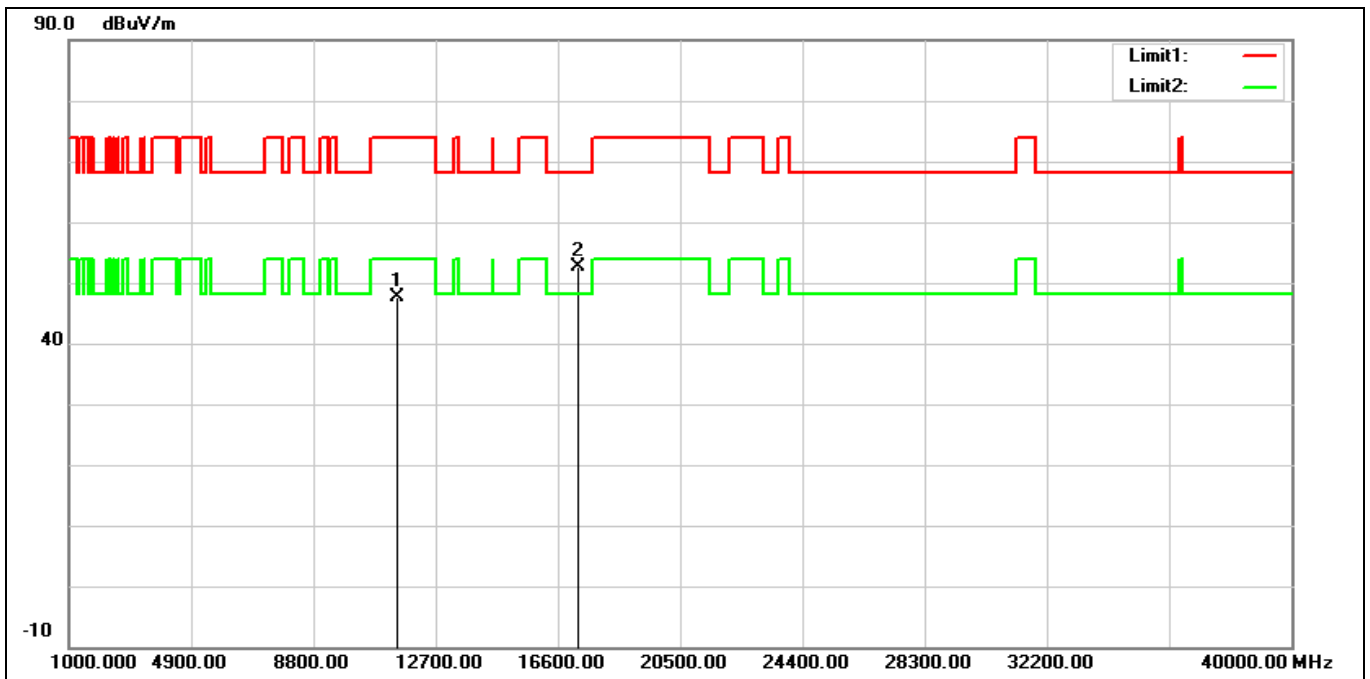
No.	Frequency (MHz)	Reading (dBuV)	Correction (dB/m)	Result (dBuV/m)	Limit (dBuV/m)	Margin (dB)	Remark
1	11400.000	31.95	15.07	47.02	74.00	-26.98	peak
2*	17100.000	29.97	20.64	50.61	68.20	-17.59	peak

Standard:	Part 15E	Test Site:	966 Chamber
Polarization:	Horizontal		
Test Mode:	802.11a 5745MHz		
Remark:			



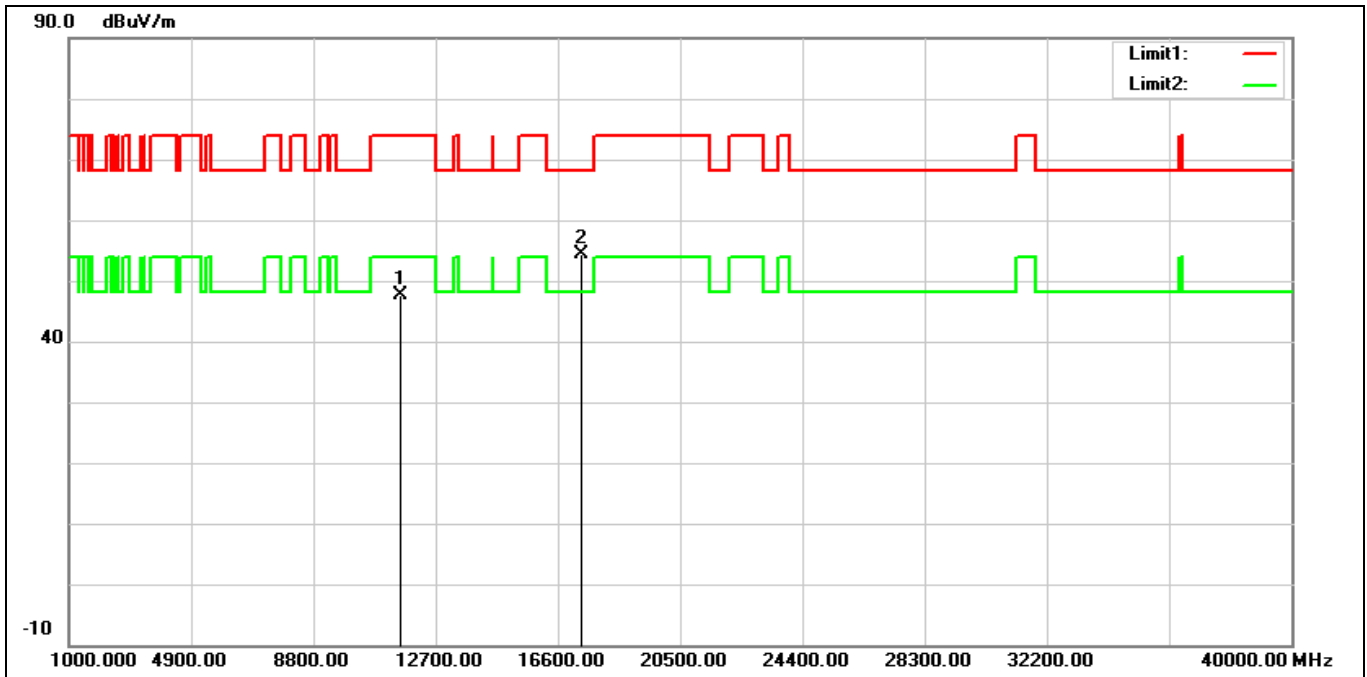
No.	Frequency (MHz)	Reading (dBuV)	Correction (dB/m)	Result (dBuV/m)	Limit (dBuV/m)	Margin (dB)	Remark
1	11490.000	33.01	15.42	48.43	74.00	-25.57	peak
2*	17235.000	30.31	22.01	52.32	68.20	-15.88	peak

Standard:	Part 15E	Test Site:	966 Chamber
Polarization:	Vertical		
Test Mode:	802.11a 5745MHz		
Remark:			



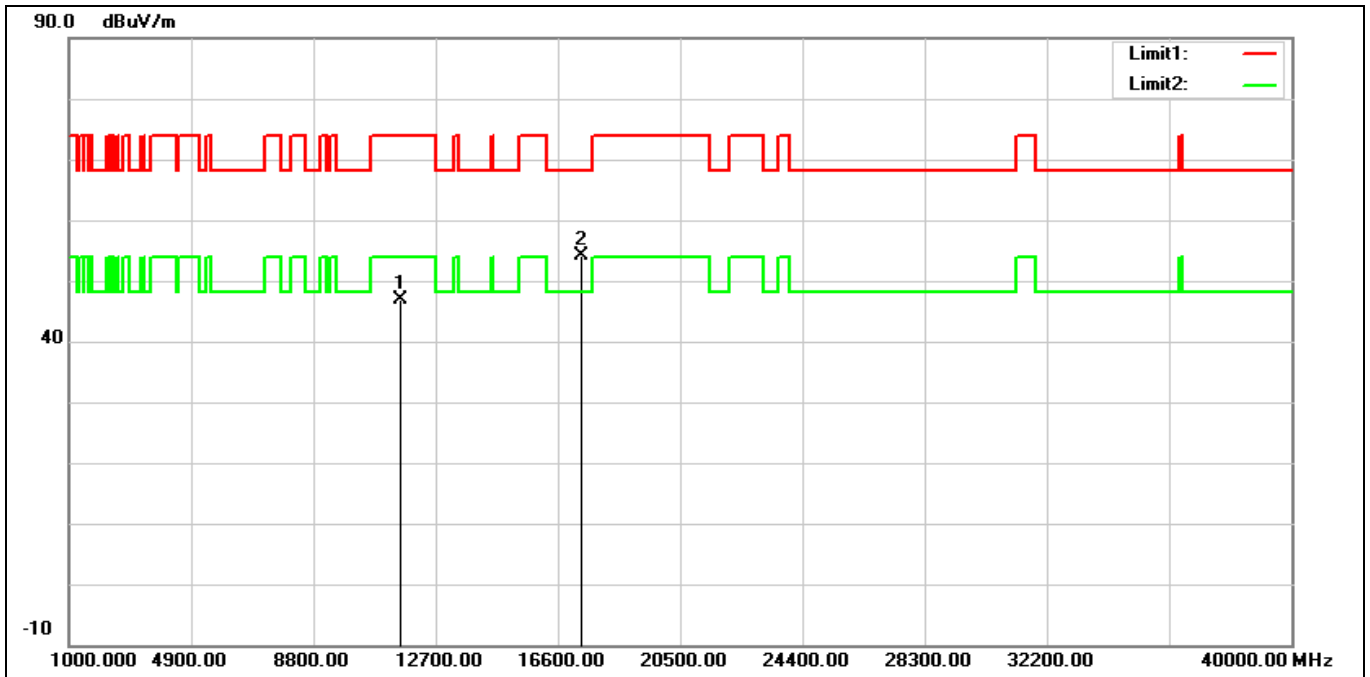
No.	Frequency (MHz)	Reading (dBuV)	Correction (dB/m)	Result (dBuV/m)	Limit (dBuV/m)	Margin (dB)	Remark
1	11490.000	32.22	15.42	47.64	74.00	-26.36	peak
2*	17235.000	30.68	22.01	52.69	68.20	-15.51	peak

Standard:	Part 15E	Test Site:	966 Chamber
Polarization:	Horizontal		
Test Mode:	802.11a 5785MHz		
Remark:			



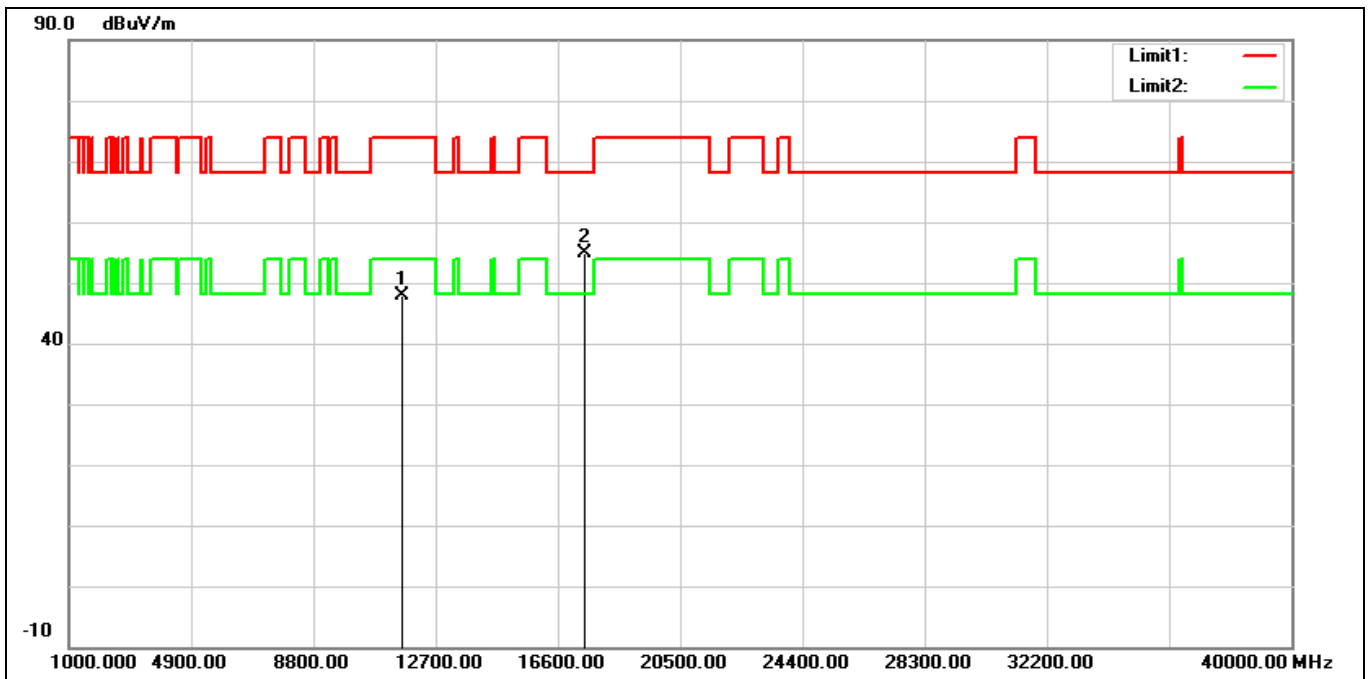
No.	Frequency (MHz)	Reading (dBuV)	Correction (dB/m)	Result (dBuV/m)	Limit (dBuV/m)	Margin (dB)	Remark
1	11570.000	32.37	15.21	47.58	74.00	-26.42	peak
2*	17355.000	31.45	22.96	54.41	68.20	-13.79	peak

Standard:	Part 15E	Test Site:	966 Chamber
Polarization:	Vertical		
Test Mode:	802.11a 5785MHz		
Remark:			



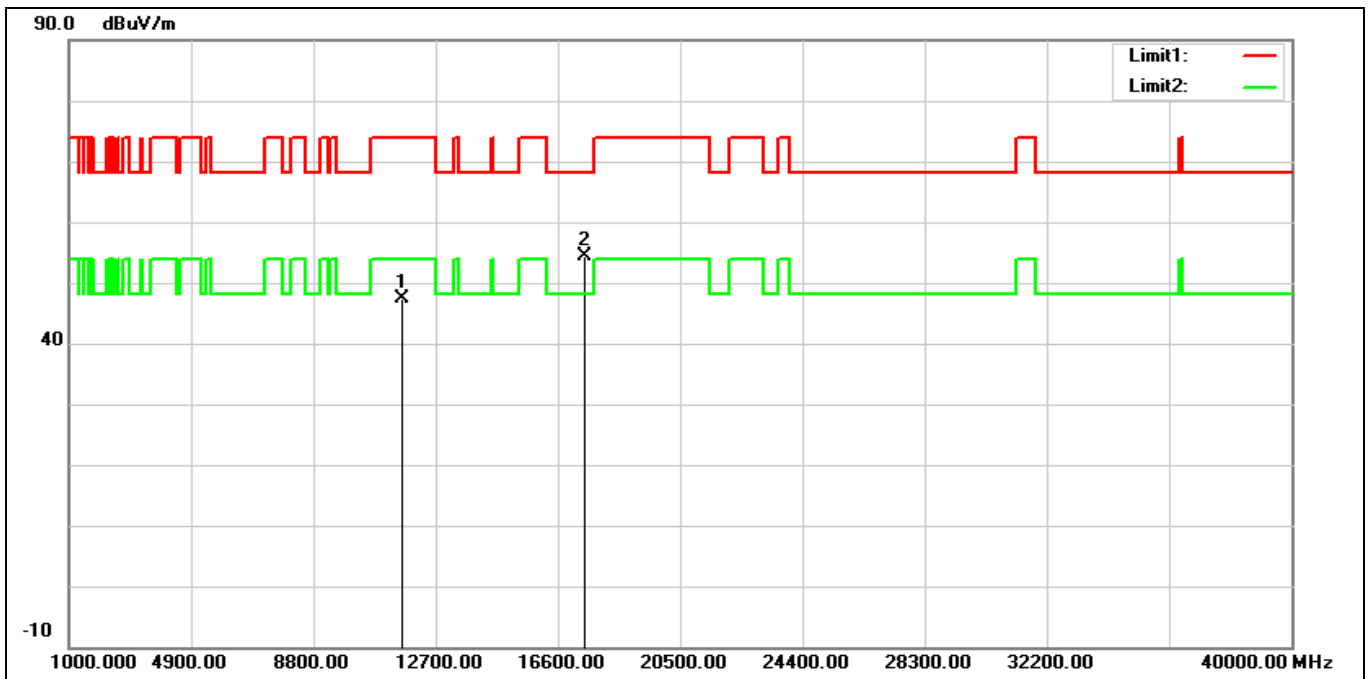
No.	Frequency (MHz)	Reading (dBuV)	Correction (dB/m)	Result (dBuV/m)	Limit (dBuV/m)	Margin (dB)	Remark
1	11570.000	31.64	15.21	46.85	74.00	-27.15	peak
2*	17355.000	31.26	22.96	54.22	68.20	-13.98	peak

Standard:	Part 15E	Test Site:	966 Chamber
Polarization:	Horizontal		
Test Mode:	802.11a 5825MHz		
Remark:			



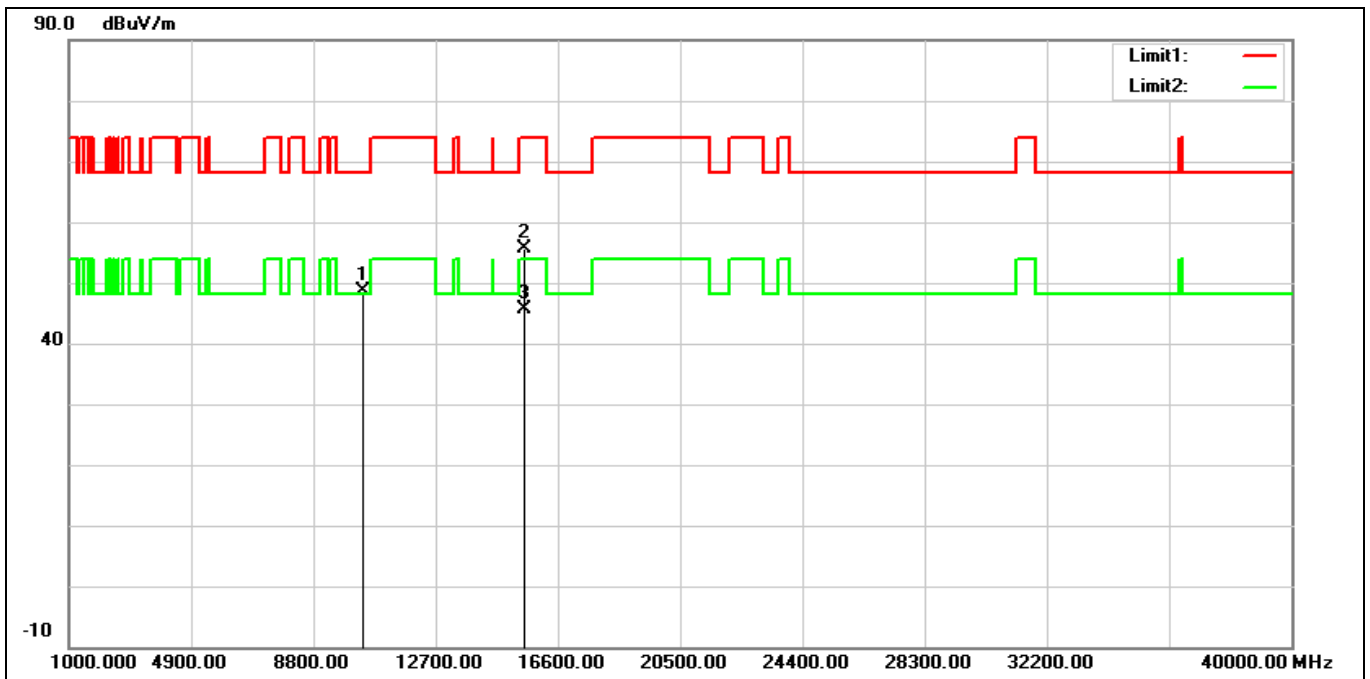
No.	Frequency (MHz)	Reading (dBuV)	Correction (dB/m)	Result (dBuV/m)	Limit (dBuV/m)	Margin (dB)	Remark
1	11650.000	32.92	15.04	47.96	74.00	-26.04	peak
2*	17475.000	30.99	23.95	54.94	68.20	-13.26	peak

Standard:	Part 15E	Test Site:	966 Chamber
Polarization:	Vertical		
Test Mode:	802.11a 5825MHz		
Remark:			



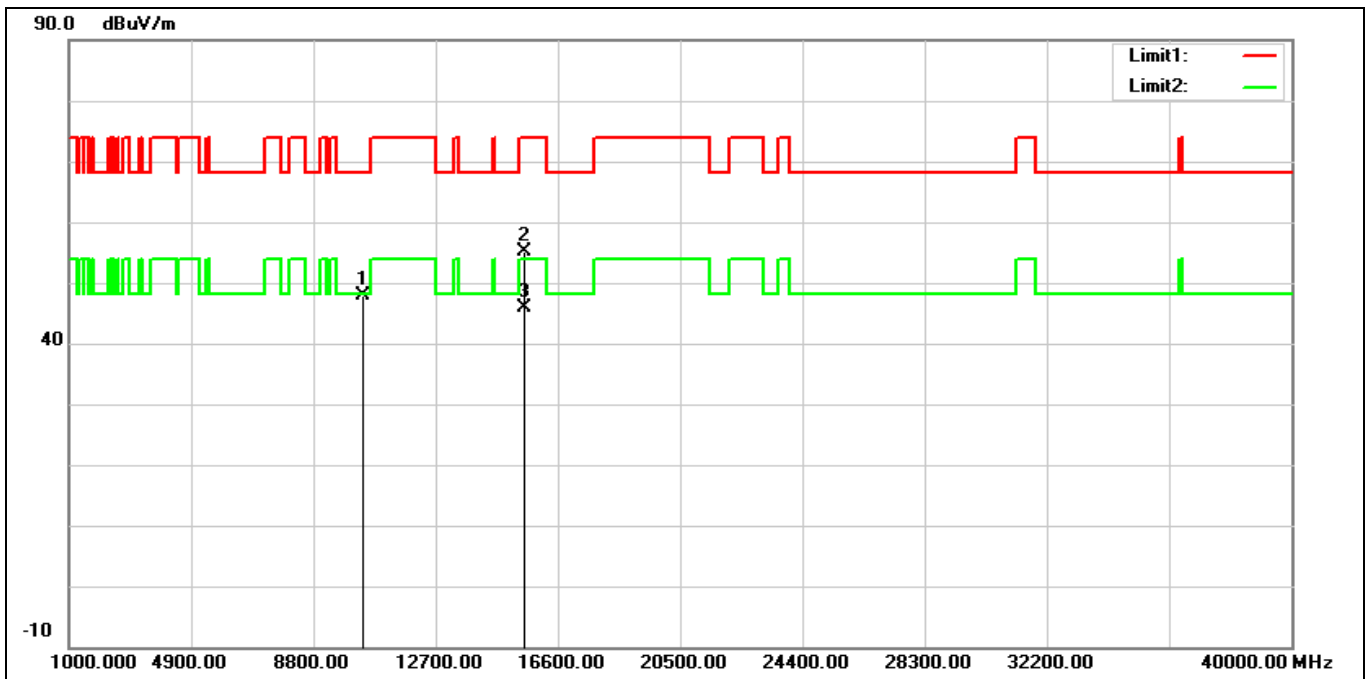
No.	Frequency (MHz)	Reading (dBuV)	Correction (dB/m)	Result (dBuV/m)	Limit (dBuV/m)	Margin (dB)	Remark
1	11650.000	32.40	15.04	47.44	74.00	-26.56	peak
2*	17475.000	30.55	23.95	54.50	68.20	-13.70	peak

Standard:	Part 15E	Test Site:	966 Chamber
Polarization:	Horizontal		
Test Mode:	802.11ac VHT20 5180 MHz		
Remark:			



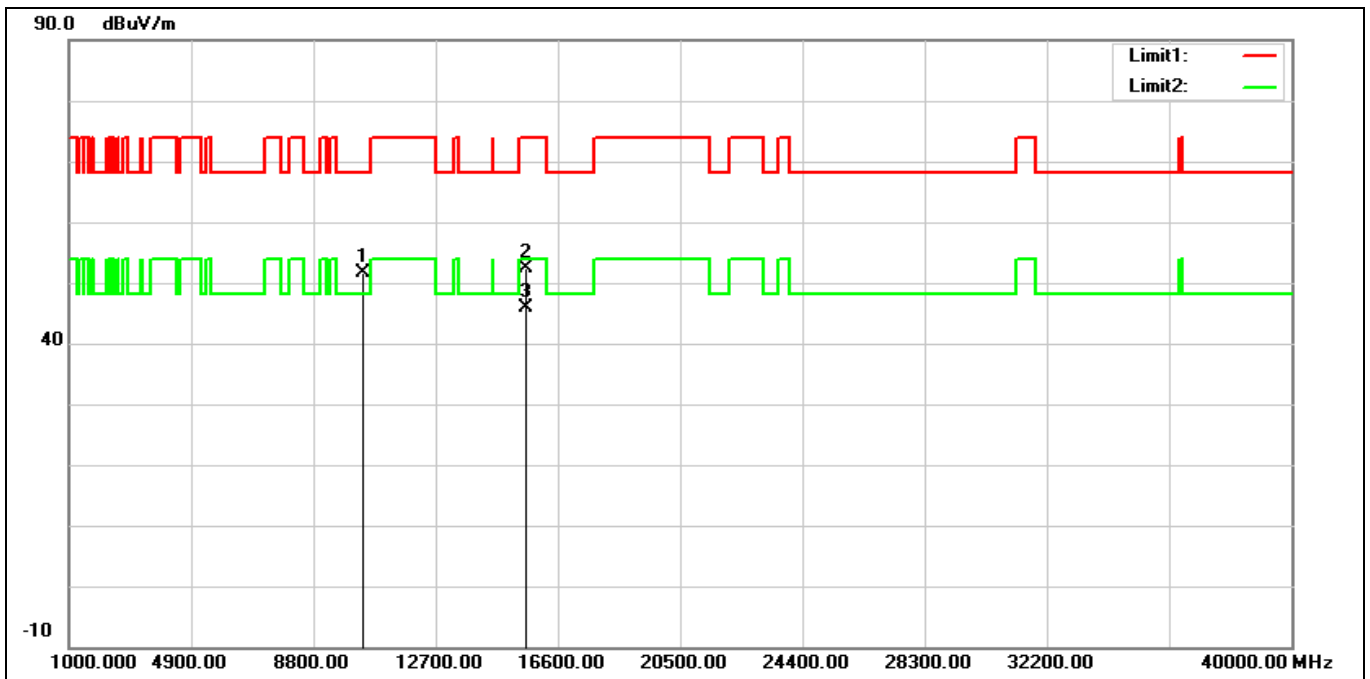
No.	Frequency (MHz)	Reading (dBuV)	Correction (dB/m)	Result (dBuV/m)	Limit (dBuV/m)	Margin (dB)	Remark
1	10360.000	34.55	13.99	48.54	68.20	-19.66	peak
2	15540.000	38.20	17.31	55.51	74.00	-18.49	peak
3*	15540.000	28.29	17.31	45.60	54.00	-8.40	AVG

Standard:	Part 15E	Test Site:	966 Chamber
Polarization:	Vertical		
Test Mode:	802.11ac VHT20 5180 MHz		
Remark:			



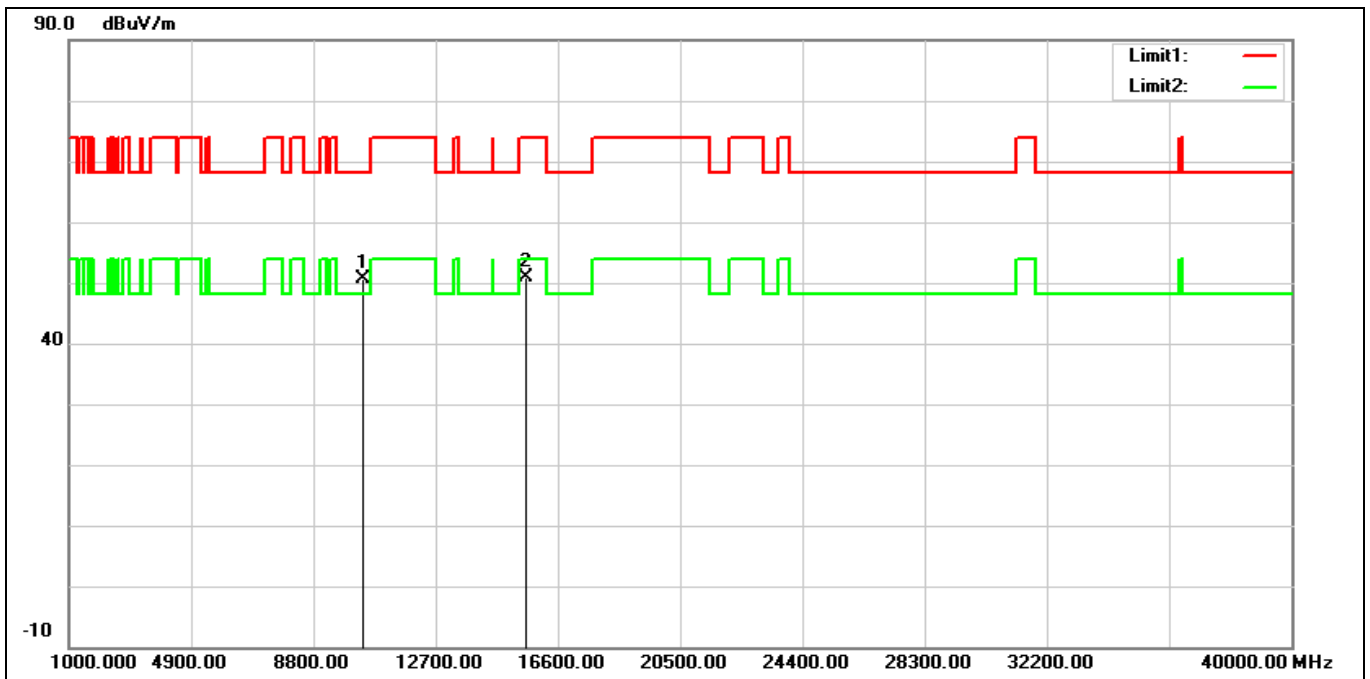
No.	Frequency (MHz)	Reading (dBuV)	Correction (dB/m)	Result (dBuV/m)	Limit (dBuV/m)	Margin (dB)	Remark
1	10360.000	33.94	13.99	47.93	68.20	-20.27	peak
2	15540.000	37.94	17.31	55.25	74.00	-18.75	peak
3*	15540.000	28.49	17.31	45.80	54.00	-8.20	AVG

Standard:	Part 15E	Test Site:	966 Chamber
Polarization:	Horizontal		
Test Mode:	802.11ac VHT20 5200 MHz		
Remark:			



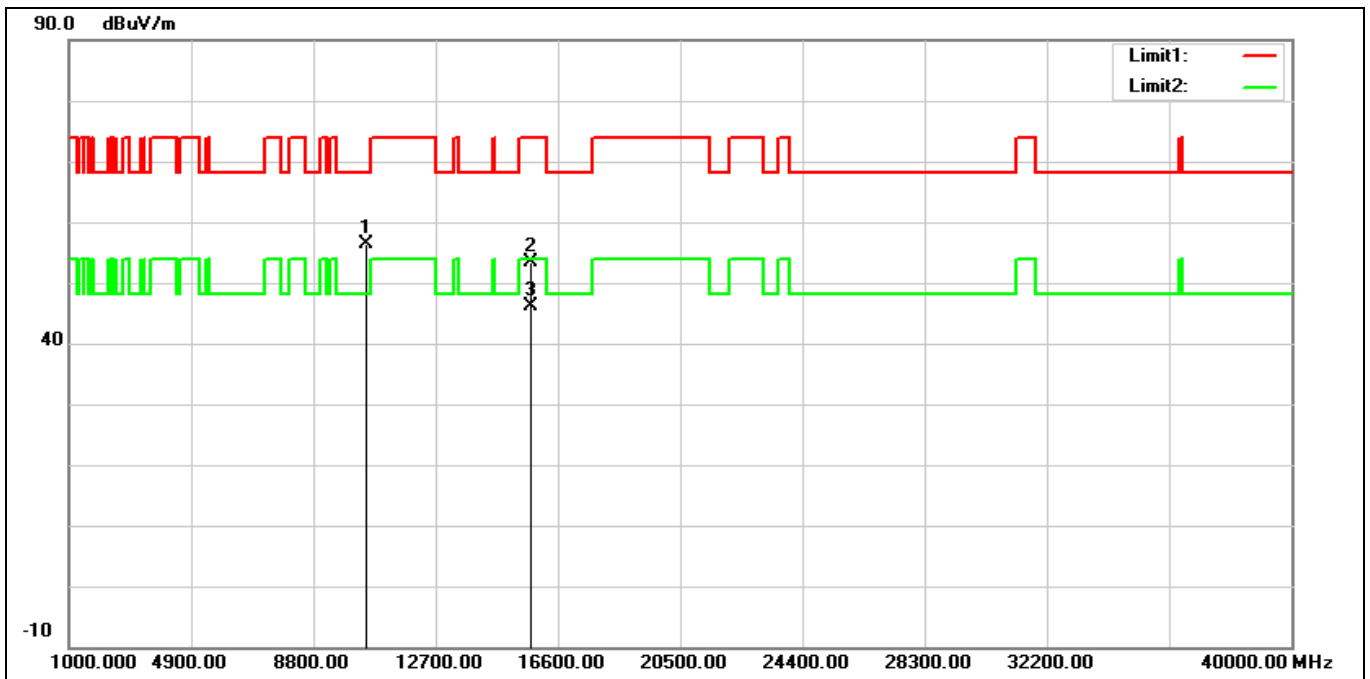
No.	Frequency (MHz)	Reading (dBuV)	Correction (dB/m)	Result (dBuV/m)	Limit (dBuV/m)	Margin (dB)	Remark
1	10400.000	37.52	14.10	51.62	68.20	-16.58	peak
2	15600.000	35.42	17.01	52.43	74.00	-21.57	peak
3*	15600.000	28.75	17.01	45.76	54.00	-8.24	AVG

Standard:	Part 15E	Test Site:	966 Chamber
Polarization:	Vertical		
Test Mode:	802.11ac VHT20 5200 MHz		
Remark:			



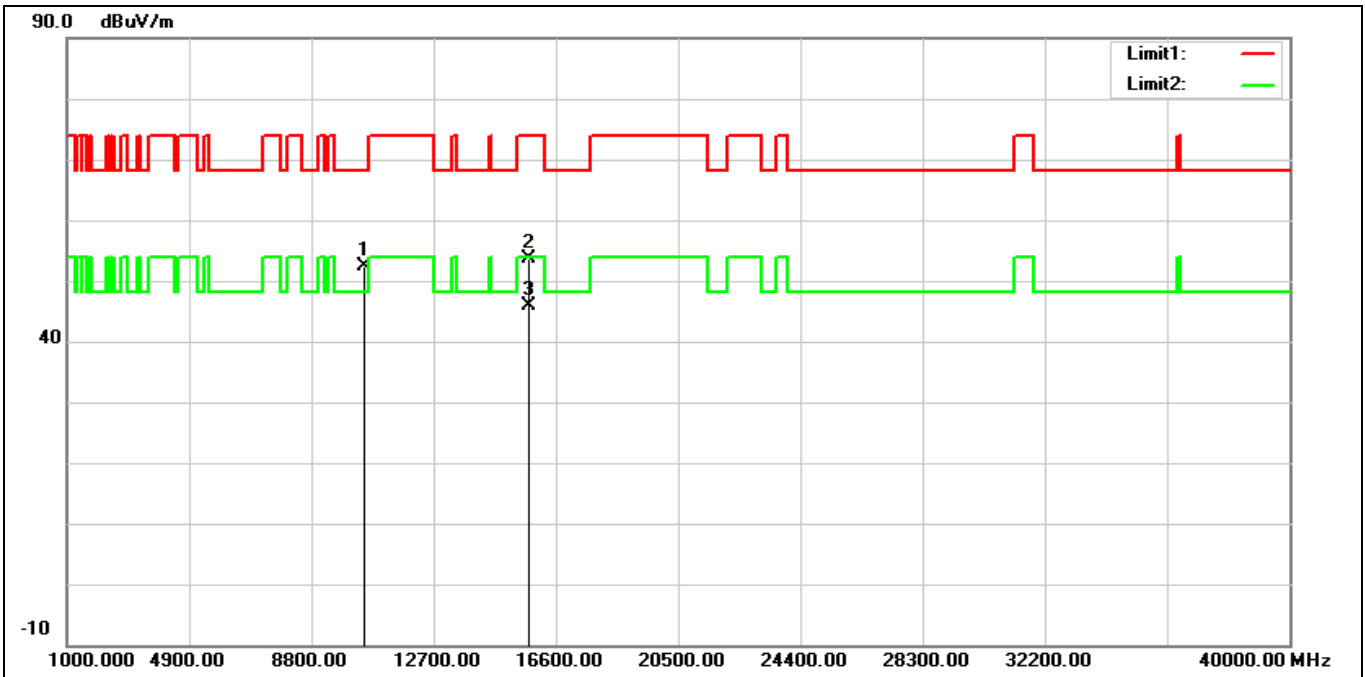
No.	Frequency (MHz)	Reading (dBuV)	Correction (dB/m)	Result (dBuV/m)	Limit (dBuV/m)	Margin (dB)	Remark
1*	10400.000	36.46	14.10	50.56	68.20	-17.64	peak
2	15600.000	33.81	17.01	50.82	74.00	-23.18	peak

Standard:	Part 15E	Test Site:	966 Chamber
Polarization:	Horizontal		
Test Mode:	802.11ac VHT20 5240 MHz		
Remark:			



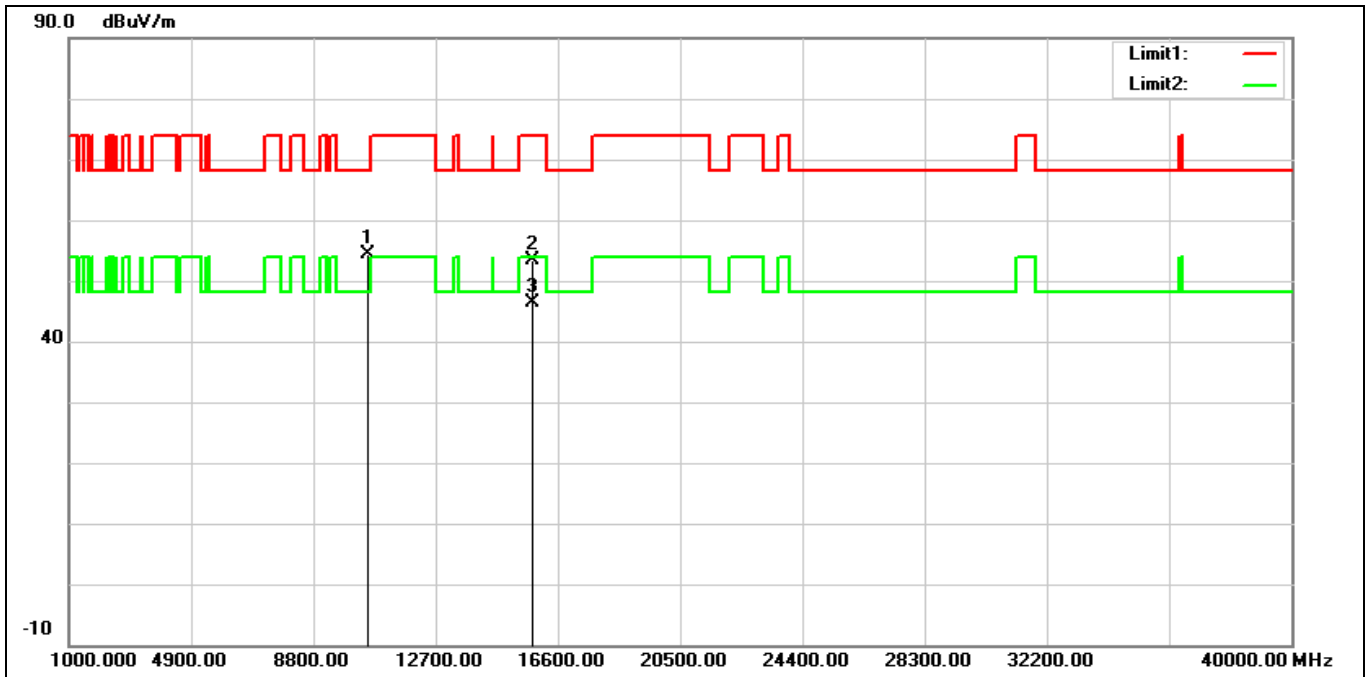
No.	Frequency (MHz)	Reading (dBuV)	Correction (dB/m)	Result (dBuV/m)	Limit (dBuV/m)	Margin (dB)	Remark
1	10480.000	41.95	14.54	56.49	68.20	-11.71	peak
2	15720.000	35.98	17.34	53.32	74.00	-20.68	peak
3*	15720.000	28.76	17.34	46.10	54.00	-7.90	AVG

Standard:	Part 15E	Test Site:	966 Chamber
Polarization:	Vertical		
Test Mode:	802.11ac VHT20 5240 MHz		
Remark:			



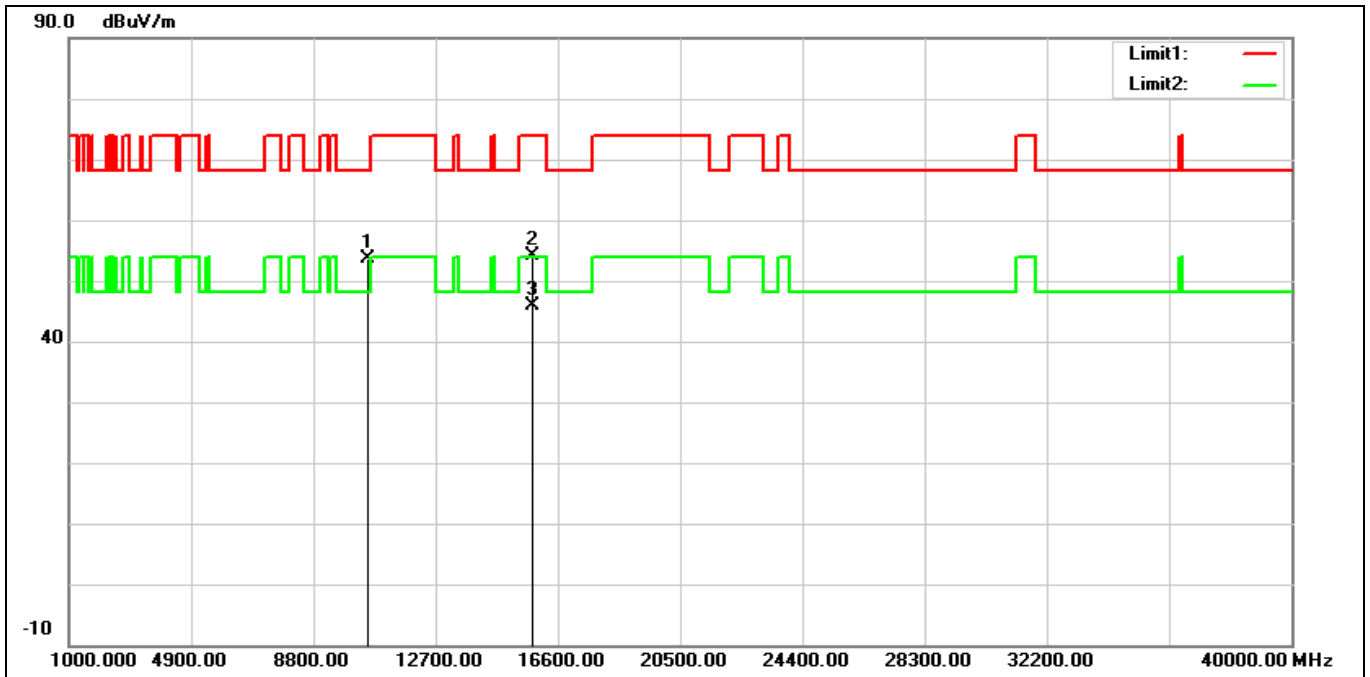
No.	Frequency (MHz)	Reading (dBuV)	Correction (dB/m)	Result (dBuV/m)	Limit (dBuV/m)	Margin (dB)	Remark
1	10480.000	37.93	14.54	52.47	68.20	-15.73	peak
2	15720.000	36.20	17.34	53.54	74.00	-20.46	peak
3*	15720.000	28.57	17.34	45.91	54.00	-8.09	AVG

Standard:	Part 15E	Test Site:	966 Chamber
Polarization:	Horizontal		
Test Mode:	802.11ac VHT20 5260 MHz		
Remark:			



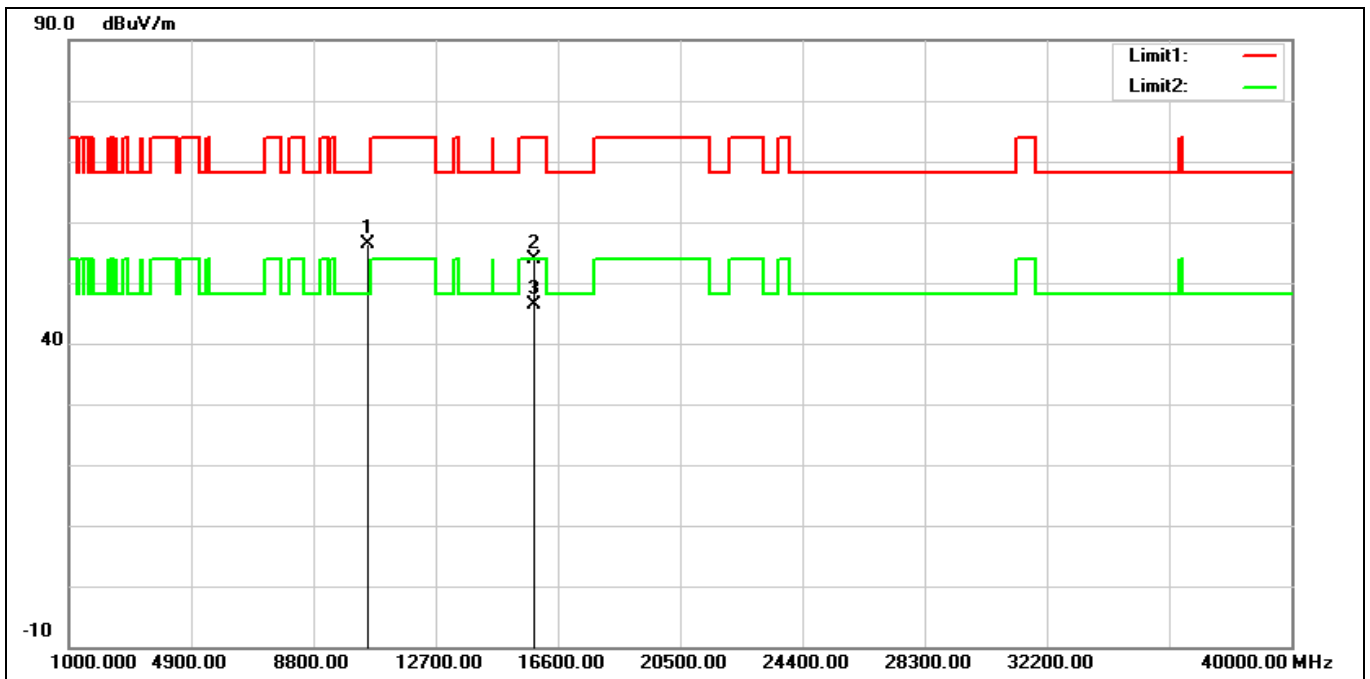
No.	Frequency (MHz)	Reading (dBuV)	Correction (dB/m)	Result (dBuV/m)	Limit (dBuV/m)	Margin (dB)	Remark
1	10520.000	39.82	14.60	54.42	68.20	-13.78	peak
2	15780.000	36.28	17.10	53.38	74.00	-20.62	peak
3*	15780.000	29.22	17.10	46.32	54.00	-7.68	AVG

Standard:	Part 15E	Test Site:	966 Chamber
Polarization:	Vertical		
Test Mode:	802.11ac VHT20 5260 MHz		
Remark:			



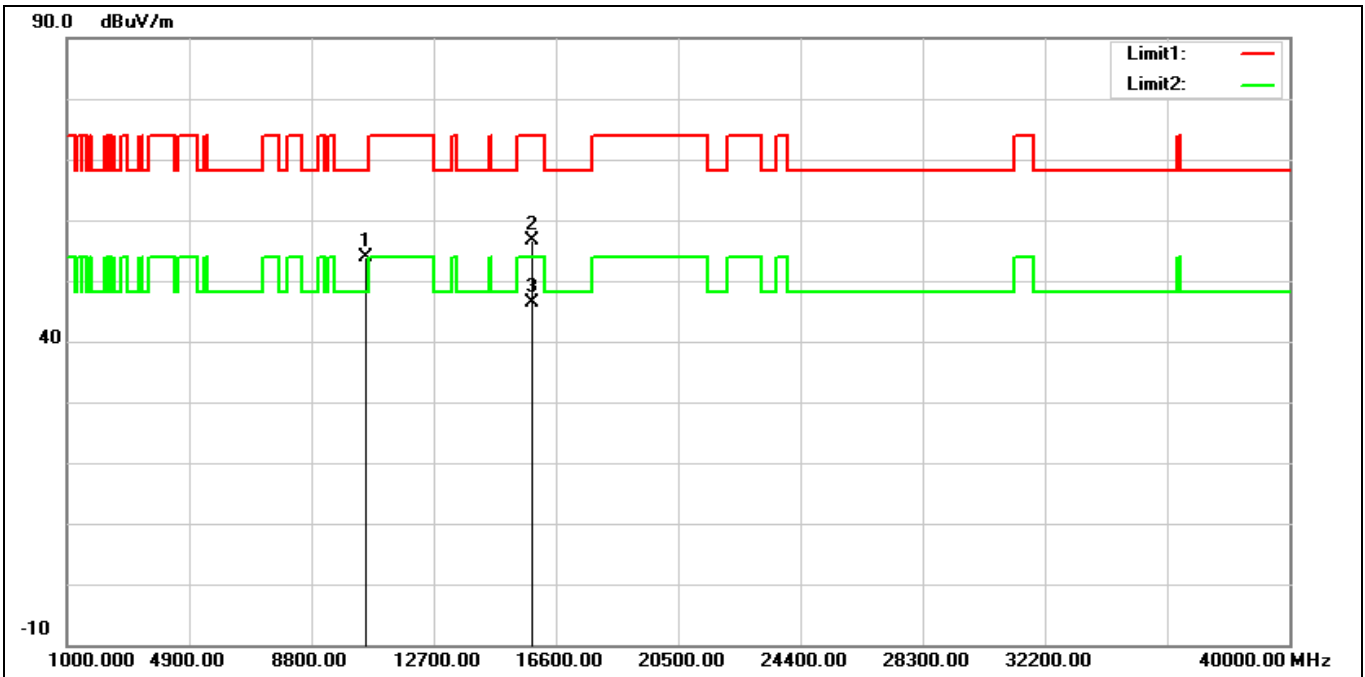
No.	Frequency (MHz)	Reading (dBuV)	Correction (dB/m)	Result (dBuV/m)	Limit (dBuV/m)	Margin (dB)	Remark
1	10520.000	39.05	14.60	53.65	68.20	-14.55	peak
2	15780.000	37.01	17.10	54.11	74.00	-19.89	peak
3*	15780.000	28.86	17.10	45.96	54.00	-8.04	AVG

Standard:	Part 15E	Test Site:	966 Chamber
Polarization:	Horizontal		
Test Mode:	802.11ac VHT20 5280 MHz		
Remark:			



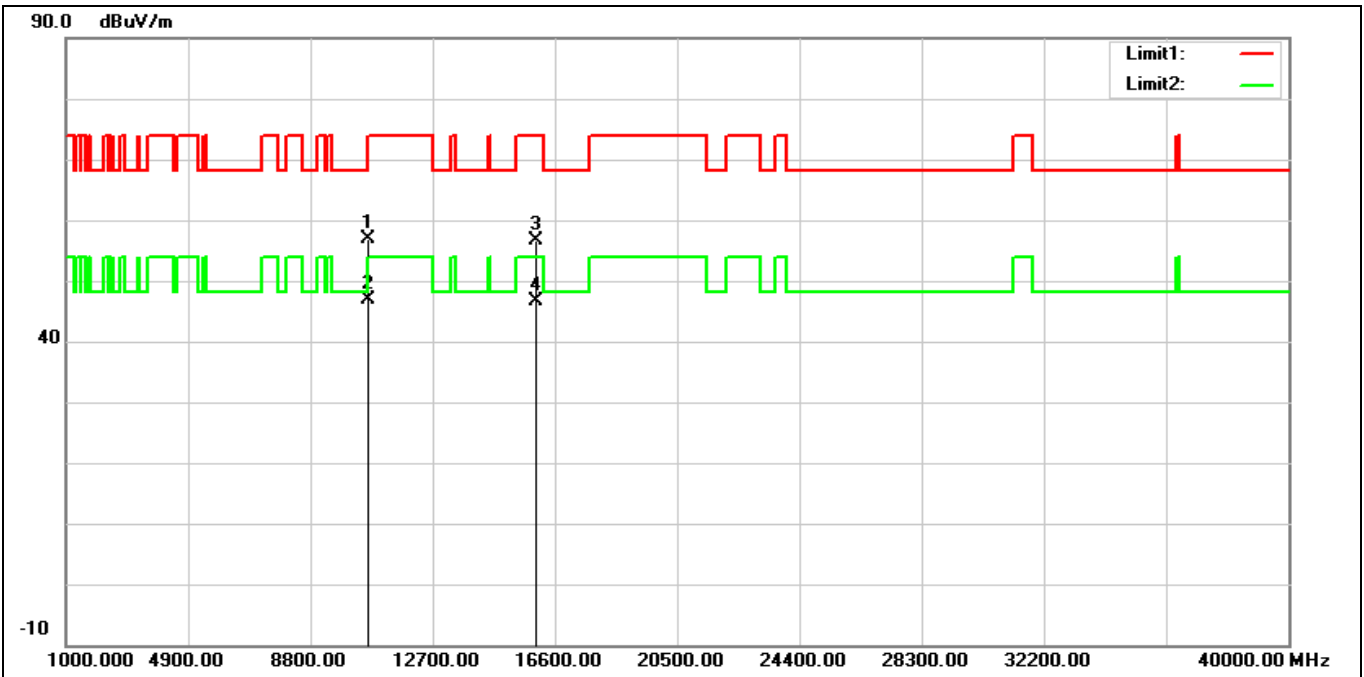
No.	Frequency (MHz)	Reading (dBuV)	Correction (dB/m)	Result (dBuV/m)	Limit (dBuV/m)	Margin (dB)	Remark
1	10560.000	41.81	14.48	56.29	68.20	-11.91	peak
2	15840.000	37.09	16.90	53.99	74.00	-20.01	peak
3*	15840.000	29.42	16.90	46.32	54.00	-7.68	AVG

Standard:	Part 15E	Test Site:	966 Chamber
Polarization:	Vertical		
Test Mode:	802.11ac VHT20 5280 MHz		
Remark:			



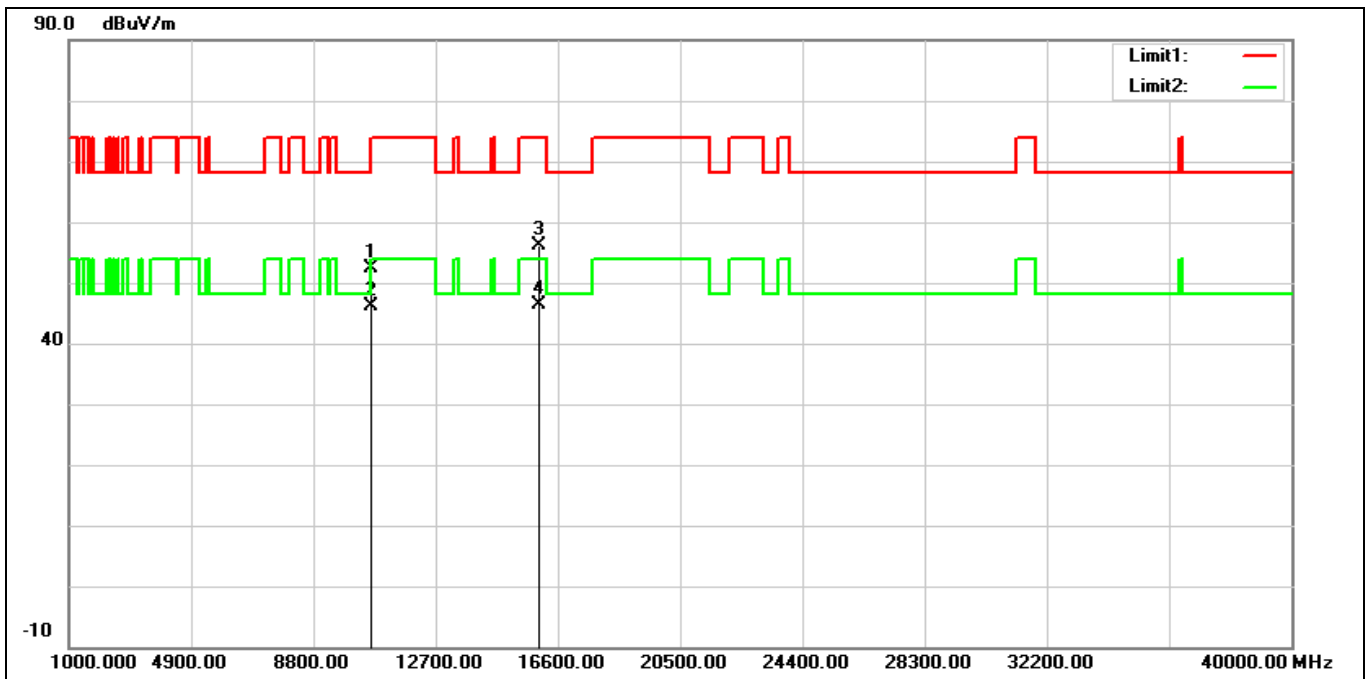
No.	Frequency (MHz)	Reading (dBuV)	Correction (dB/m)	Result (dBuV/m)	Limit (dBuV/m)	Margin (dB)	Remark
1	10560.000	39.32	14.48	53.80	68.20	-14.40	peak
2	15840.000	39.74	16.90	56.64	74.00	-17.36	peak
3*	15840.000	29.57	16.90	46.47	54.00	-7.53	AVG

Standard:	Part 15E	Test Site:	966 Chamber
Polarization:	Horizontal		
Test Mode:	802.11ac VHT20 5320 MHz		
Remark:			



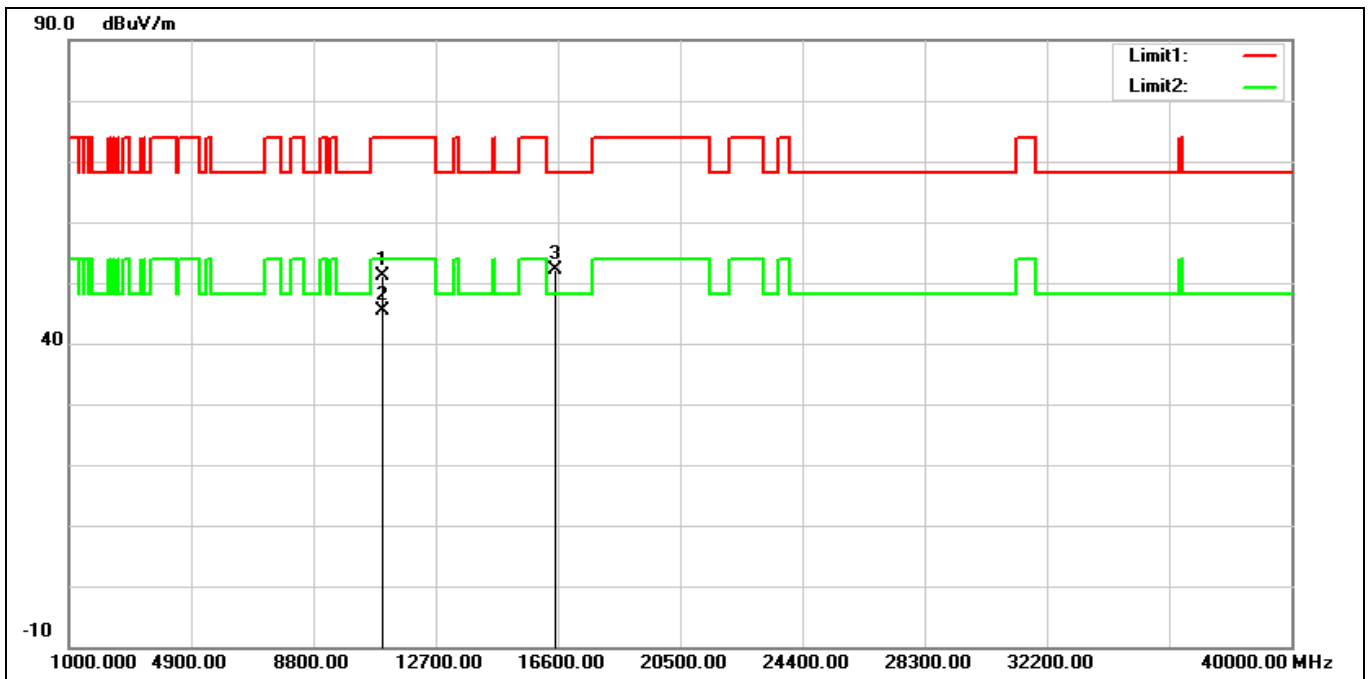
No.	Frequency (MHz)	Reading (dBuV)	Correction (dB/m)	Result (dBuV/m)	Limit (dBuV/m)	Margin (dB)	Remark
1	10640.000	42.59	14.41	57.00	74.00	-17.00	peak
2*	10640.000	32.47	14.41	46.88	54.00	-7.12	AVG
3	15960.000	40.15	16.55	56.70	74.00	-17.30	peak
4	15960.000	30.00	16.55	46.55	54.00	-7.45	AVG

Standard:	Part 15E	Test Site:	966 Chamber
Polarization:	Vertical		
Test Mode:	802.11ac VHT20 5320 MHz		
Remark:			



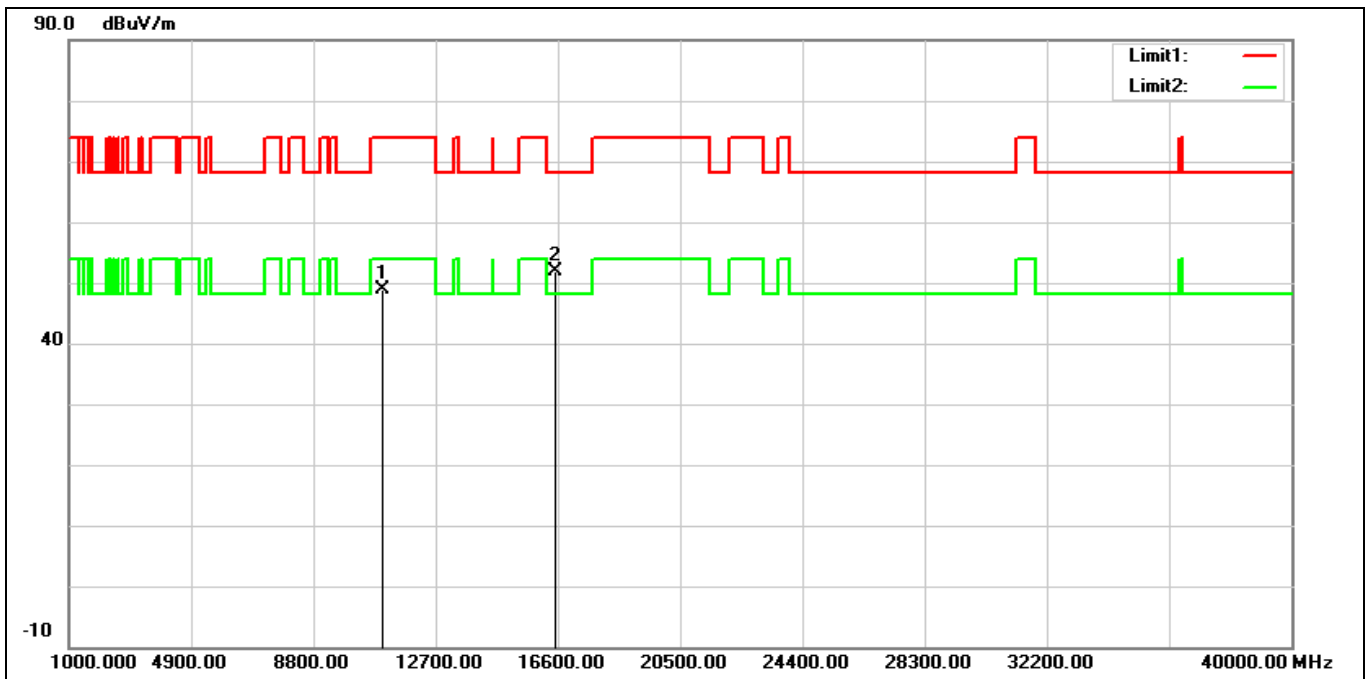
No.	Frequency (MHz)	Reading (dBuV)	Correction (dB/m)	Result (dBuV/m)	Limit (dBuV/m)	Margin (dB)	Remark
1	10640.000	37.97	14.41	52.38	74.00	-21.62	peak
2	10640.000	31.71	14.41	46.12	54.00	-7.88	AVG
3	15960.000	39.60	16.55	56.15	74.00	-17.85	peak
4*	15960.000	29.87	16.55	46.42	54.00	-7.58	AVG

Standard:	Part 15E	Test Site:	966 Chamber
Polarization:	Horizontal		
Test Mode:	802.11ac VHT20 5500 MHz		
Remark:			



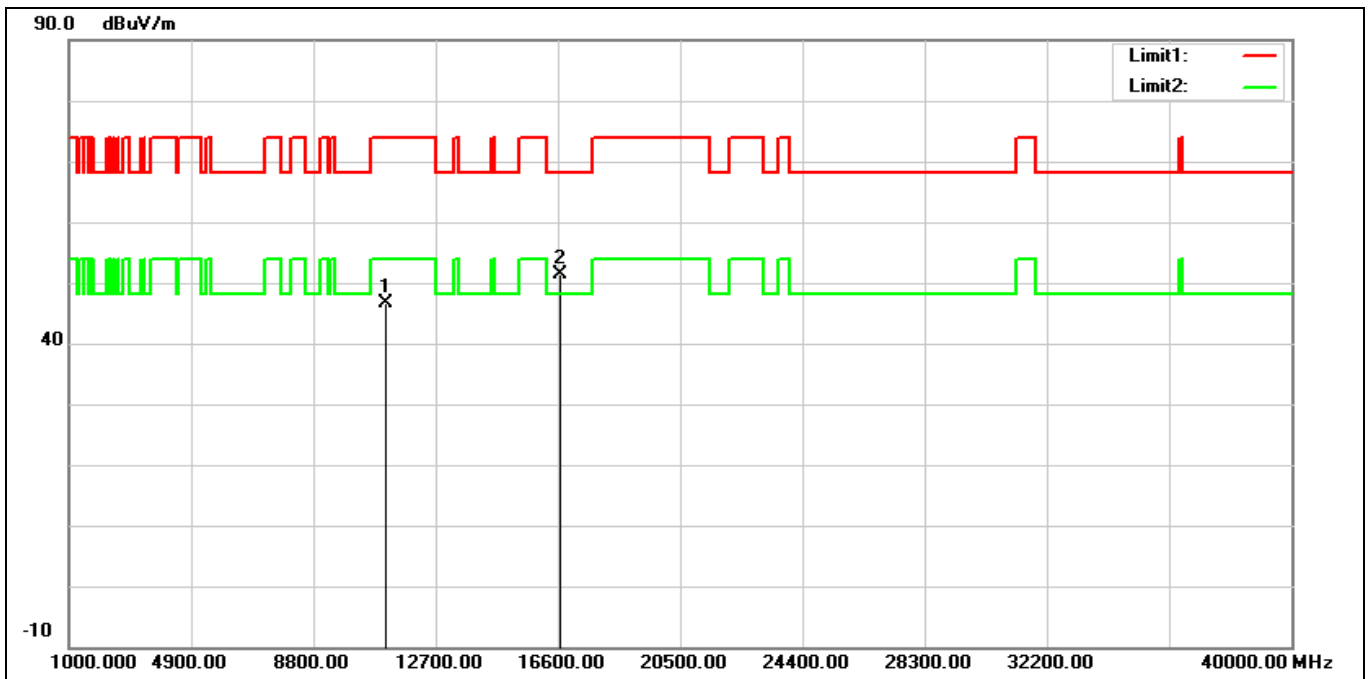
No.	Frequency (MHz)	Reading (dBuV)	Correction (dB/m)	Result (dBuV/m)	Limit (dBuV/m)	Margin (dB)	Remark
1	11000.000	36.36	14.73	51.09	74.00	-22.91	peak
2*	11000.000	30.59	14.73	45.32	54.00	-8.68	AVG
3	16500.000	34.38	17.77	52.15	68.20	-16.05	peak

Standard:	Part 15E	Test Site:	966 Chamber
Polarization:	Vertical		
Test Mode:	802.11ac VHT20 5500 MHz		
Remark:			



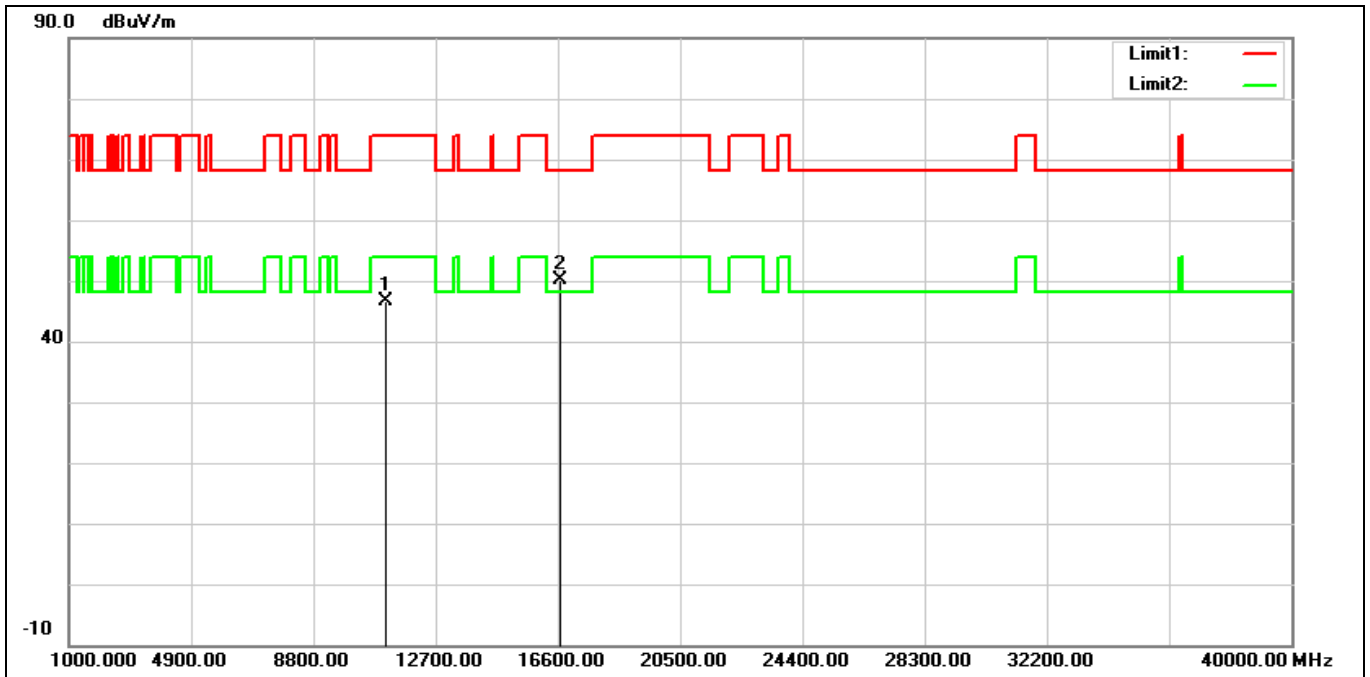
No.	Frequency (MHz)	Reading (dBuV)	Correction (dB/m)	Result (dBuV/m)	Limit (dBuV/m)	Margin (dB)	Remark
1	11000.000	34.17	14.73	48.90	74.00	-25.10	peak
2*	16500.000	34.18	17.77	51.95	68.20	-16.25	peak

Standard:	Part 15E	Test Site:	966 Chamber
Polarization:	Horizontal		
Test Mode:	802.11ac VHT20 5560 MHz		
Remark:			



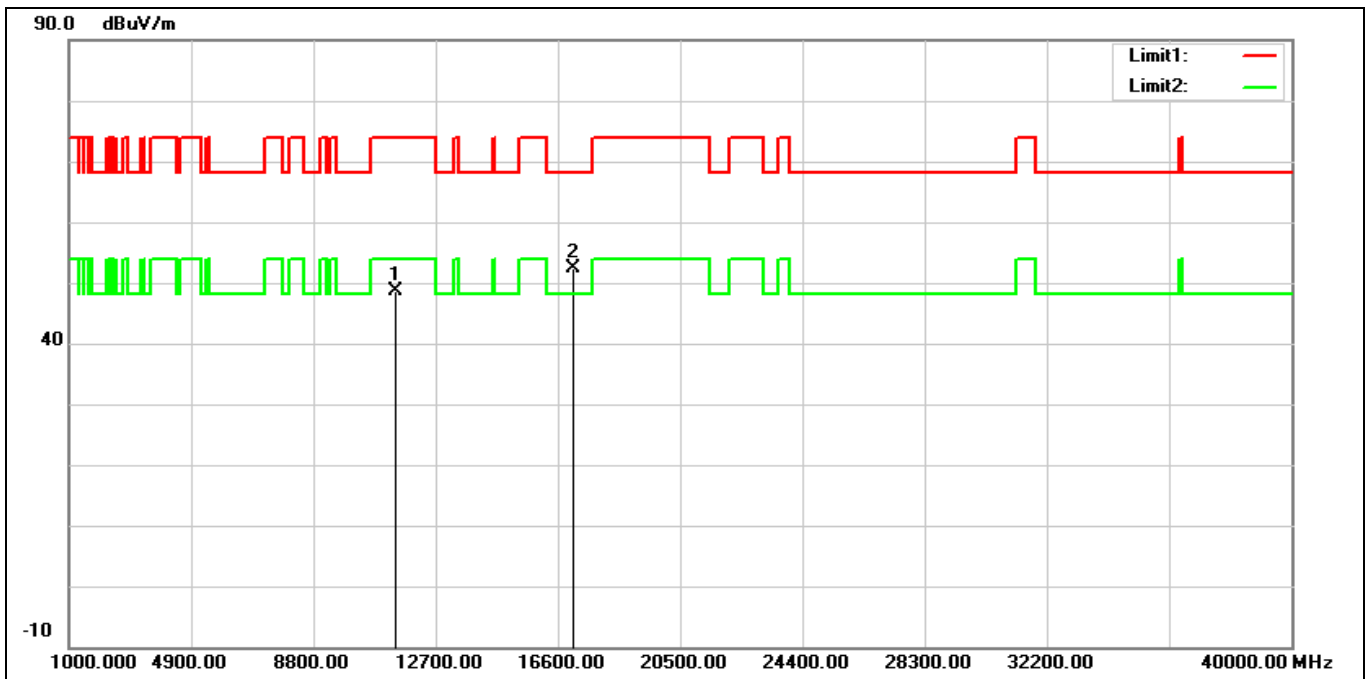
No.	Frequency (MHz)	Reading (dBuV)	Correction (dB/m)	Result (dBuV/m)	Limit (dBuV/m)	Margin (dB)	Remark
1	11120.000	31.92	14.79	46.71	74.00	-27.29	peak
2*	16680.000	32.67	18.61	51.28	68.20	-16.92	peak

Standard:	Part 15E	Test Site:	966 Chamber
Polarization:	Vertical		
Test Mode:	802.11ac VHT20 5560 MHz		
Remark:			



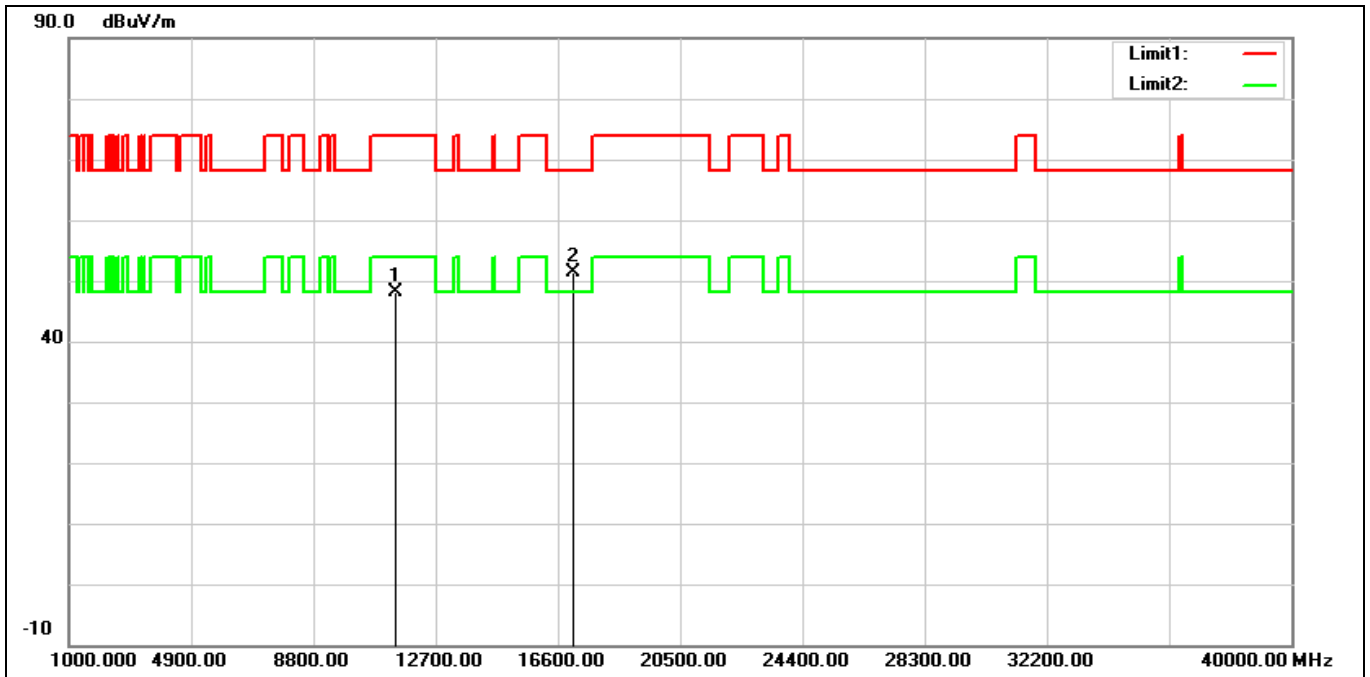
No.	Frequency (MHz)	Reading (dBuV)	Correction (dB/m)	Result (dBuV/m)	Limit (dBuV/m)	Margin (dB)	Remark
1	11120.000	31.95	14.79	46.74	74.00	-27.26	peak
2*	16680.000	31.64	18.61	50.25	68.20	-17.95	peak

Standard:	Part 15E	Test Site:	966 Chamber
Polarization:	Horizontal		
Test Mode:	802.11ac VHT20 5700 MHz		
Remark:			



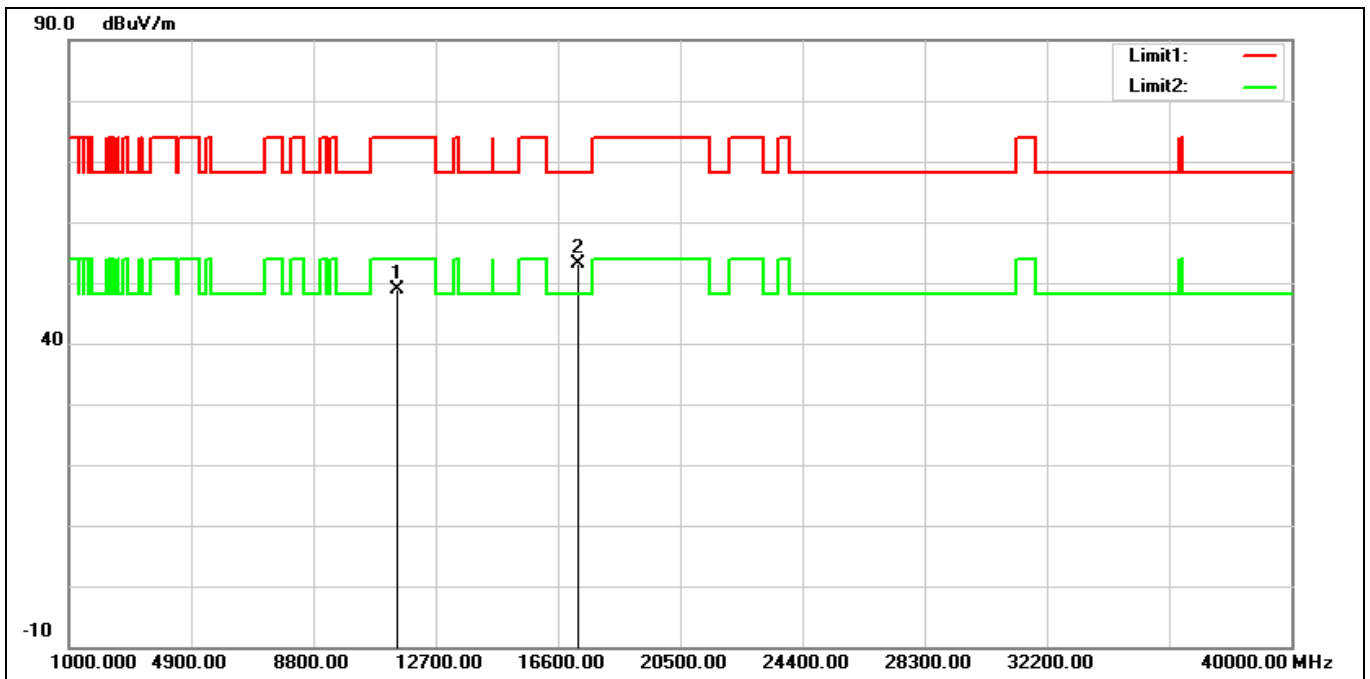
No.	Frequency (MHz)	Reading (dBuV)	Correction (dB/m)	Result (dBuV/m)	Limit (dBuV/m)	Margin (dB)	Remark
1	11400.000	33.62	15.07	48.69	74.00	-25.31	peak
2*	17100.000	31.83	20.64	52.47	68.20	-15.73	peak

Standard:	Part 15E	Test Site:	966 Chamber
Polarization:	Vertical		
Test Mode:	802.11ac VHT20 5700 MHz		
Remark:			



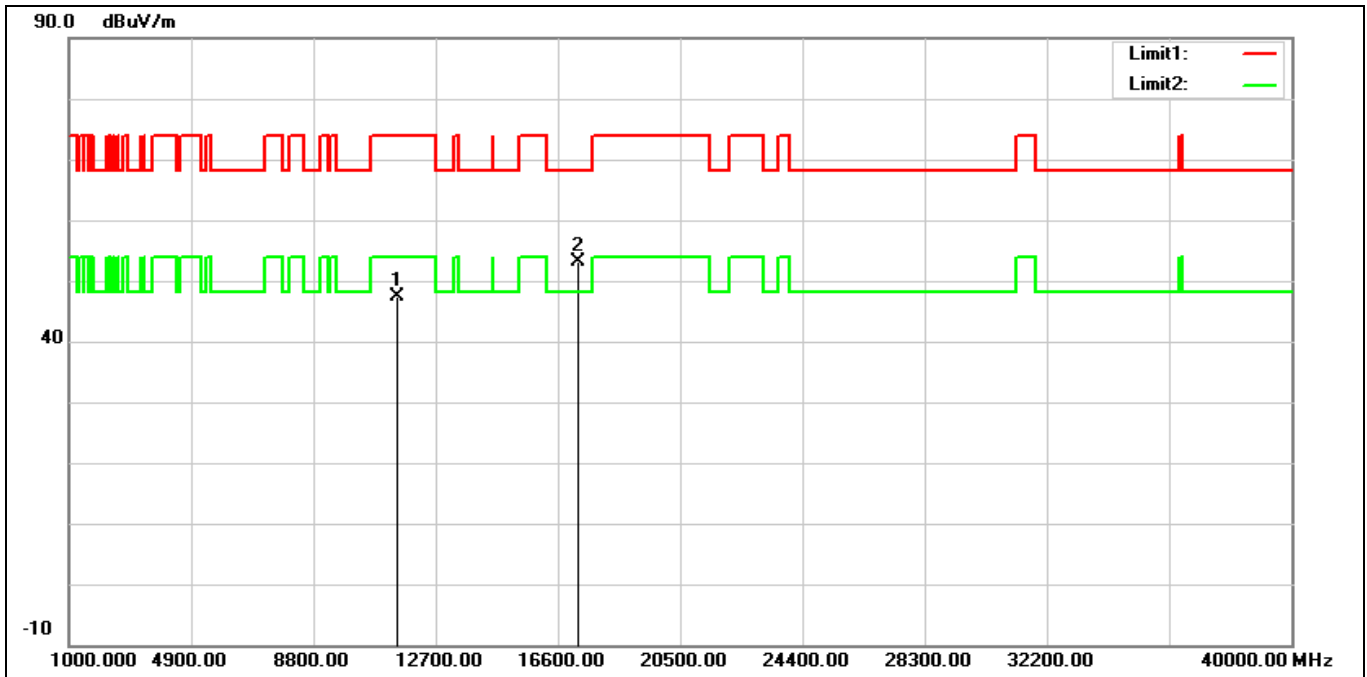
No.	Frequency (MHz)	Reading (dBuV)	Correction (dB/m)	Result (dBuV/m)	Limit (dBuV/m)	Margin (dB)	Remark
1	11400.000	33.02	15.07	48.09	74.00	-25.91	peak
2*	17100.000	30.81	20.64	51.45	68.20	-16.75	peak

Standard:	Part 15E	Test Site:	966 Chamber
Polarization:	Horizontal		
Test Mode:	802.11ac VHT20 5745 MHz		
Remark:			



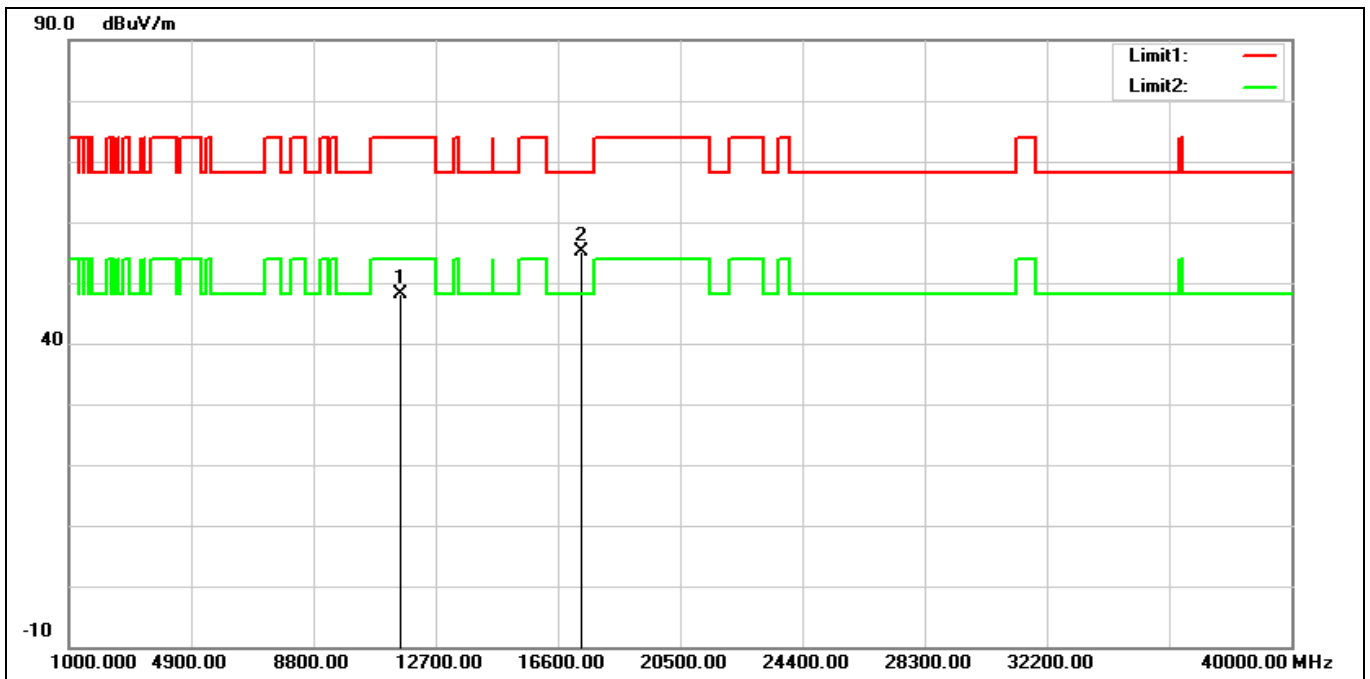
No.	Frequency (MHz)	Reading (dBuV)	Correction (dB/m)	Result (dBuV/m)	Limit (dBuV/m)	Margin (dB)	Remark
1	11490.000	33.37	15.42	48.79	74.00	-25.21	peak
2*	17235.000	31.10	22.01	53.11	68.20	-15.09	peak

Standard:	Part 15E	Test Site:	966 Chamber
Polarization:	Vertical		
Test Mode:	802.11ac VHT20 5745 MHz		
Remark:			



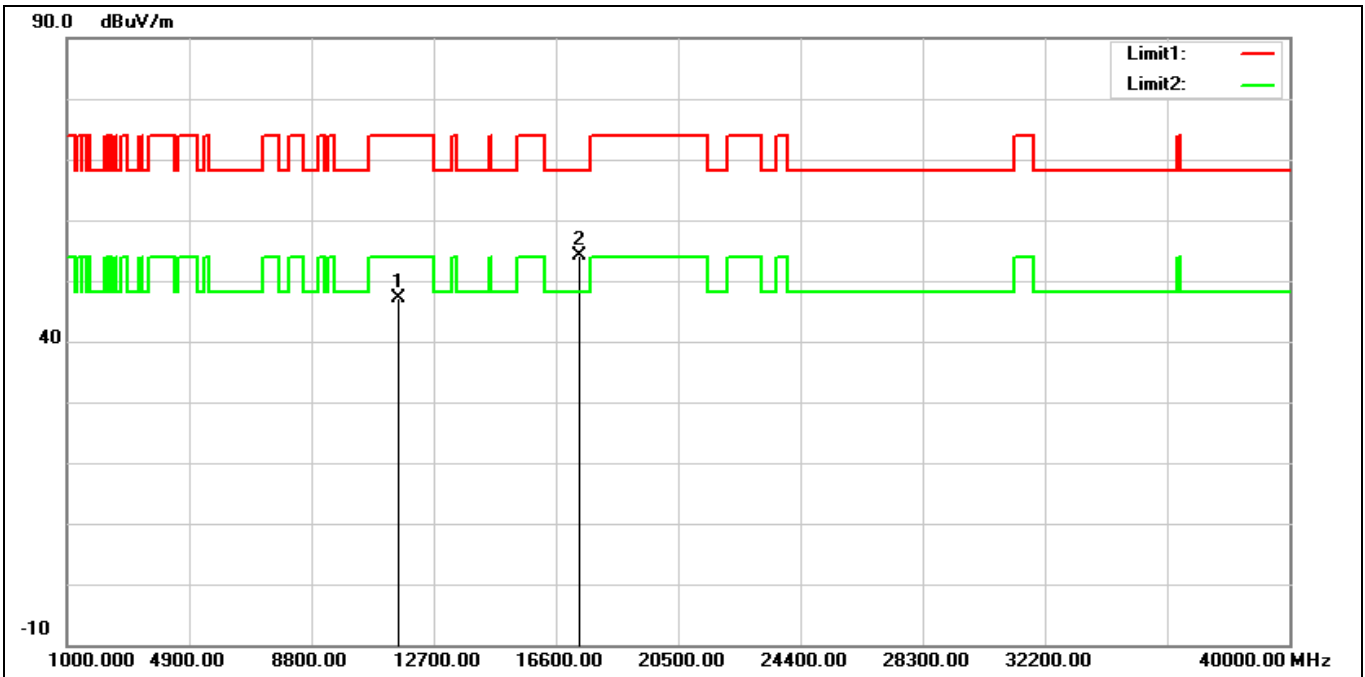
No.	Frequency (MHz)	Reading (dBuV)	Correction (dB/m)	Result (dBuV/m)	Limit (dBuV/m)	Margin (dB)	Remark
1	11490.000	31.99	15.42	47.41	74.00	-26.59	peak
2*	17235.000	31.11	22.01	53.12	68.20	-15.08	peak

Standard:	Part 15E	Test Site:	966 Chamber
Polarization:	Horizontal		
Test Mode:	802.11ac VHT20 5785 MHz		
Remark:			



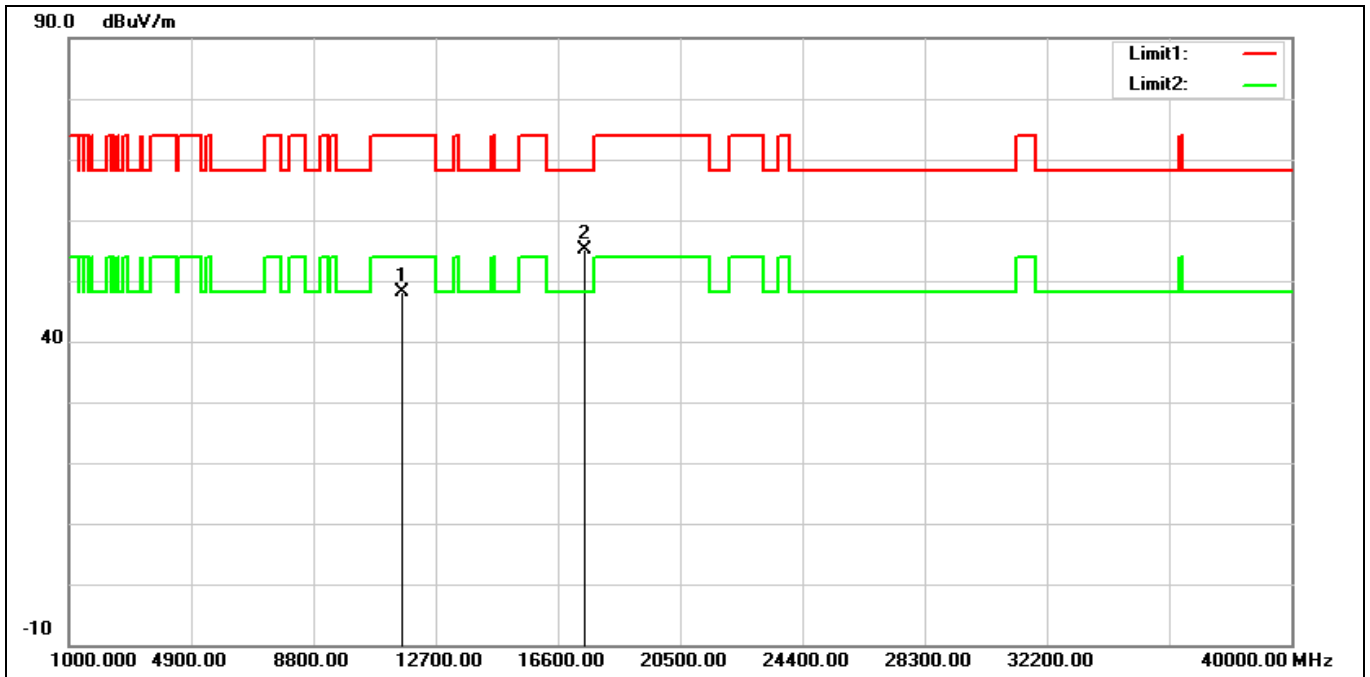
No.	Frequency (MHz)	Reading (dBuV)	Correction (dB/m)	Result (dBuV/m)	Limit (dBuV/m)	Margin (dB)	Remark
1	11570.000	32.92	15.21	48.13	74.00	-25.87	peak
2*	17355.000	32.19	22.96	55.15	68.20	-13.05	peak

Standard:	Part 15E	Test Site:	966 Chamber
Polarization:	Vertical		
Test Mode:	802.11ac VHT20 5785 MHz		
Remark:			



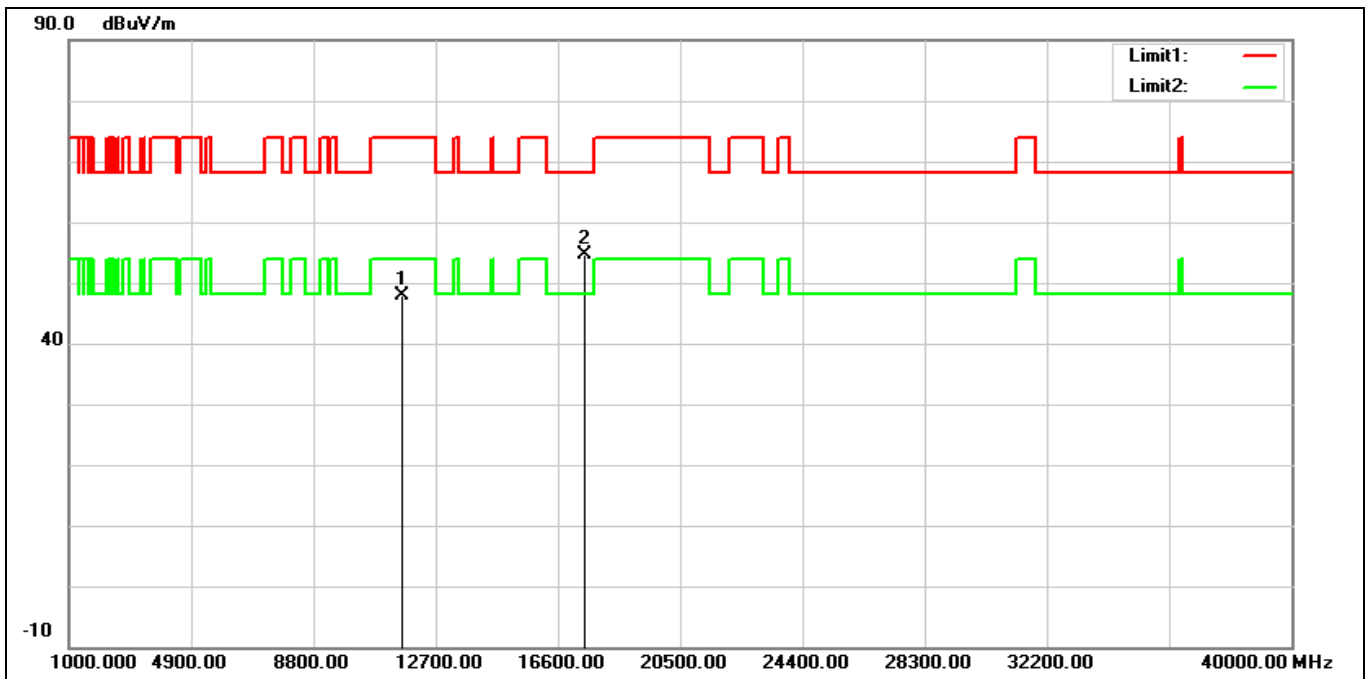
No.	Frequency (MHz)	Reading (dBuV)	Correction (dB/m)	Result (dBuV/m)	Limit (dBuV/m)	Margin (dB)	Remark
1	11570.000	31.98	15.21	47.19	74.00	-26.81	peak
2*	17355.000	31.13	22.96	54.09	68.20	-14.11	peak

Standard:	Part 15E	Test Site:	966 Chamber
Polarization:	Horizontal		
Test Mode:	802.11ac VHT20 5825 MHz		
Remark:			



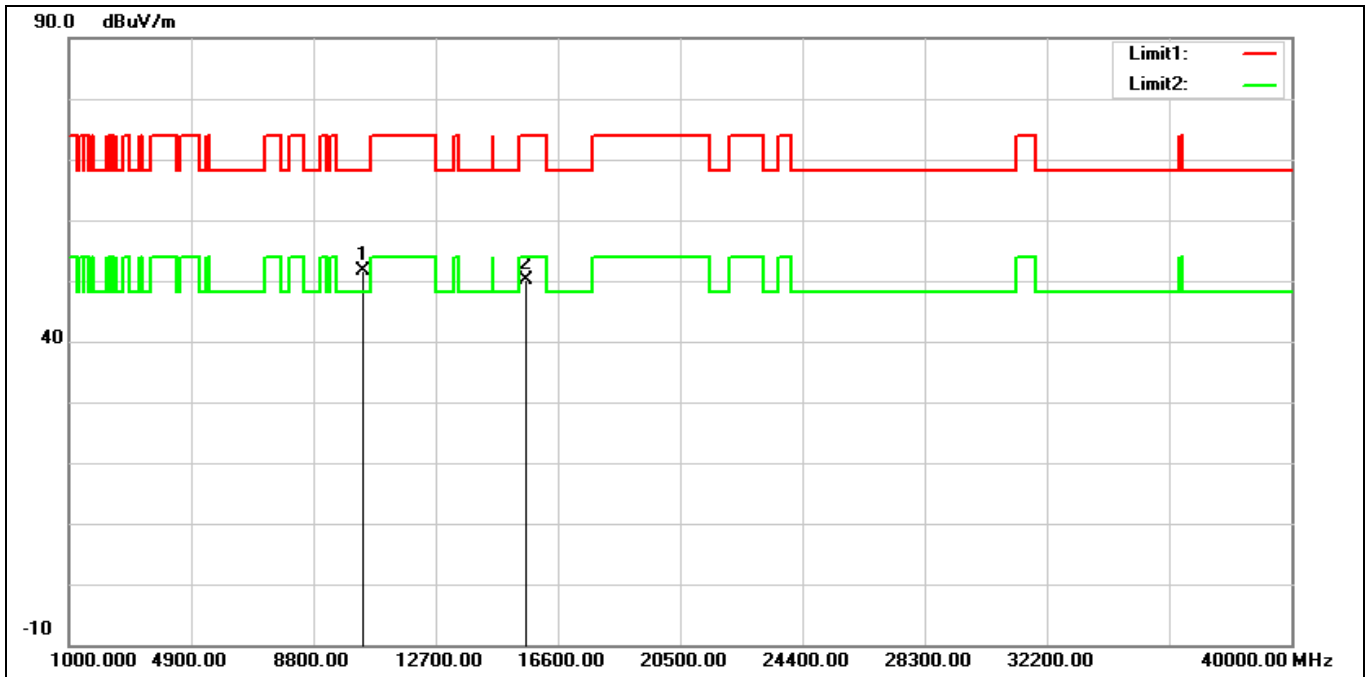
No.	Frequency (MHz)	Reading (dBuV)	Correction (dB/m)	Result (dBuV/m)	Limit (dBuV/m)	Margin (dB)	Remark
1	11650.000	33.05	15.04	48.09	74.00	-25.91	peak
2*	17475.000	31.29	23.95	55.24	68.20	-12.96	peak

Standard:	Part 15E	Test Site:	966 Chamber
Polarization:	Vertical		
Test Mode:	802.11ac VHT20 5825 MHz		
Remark:			



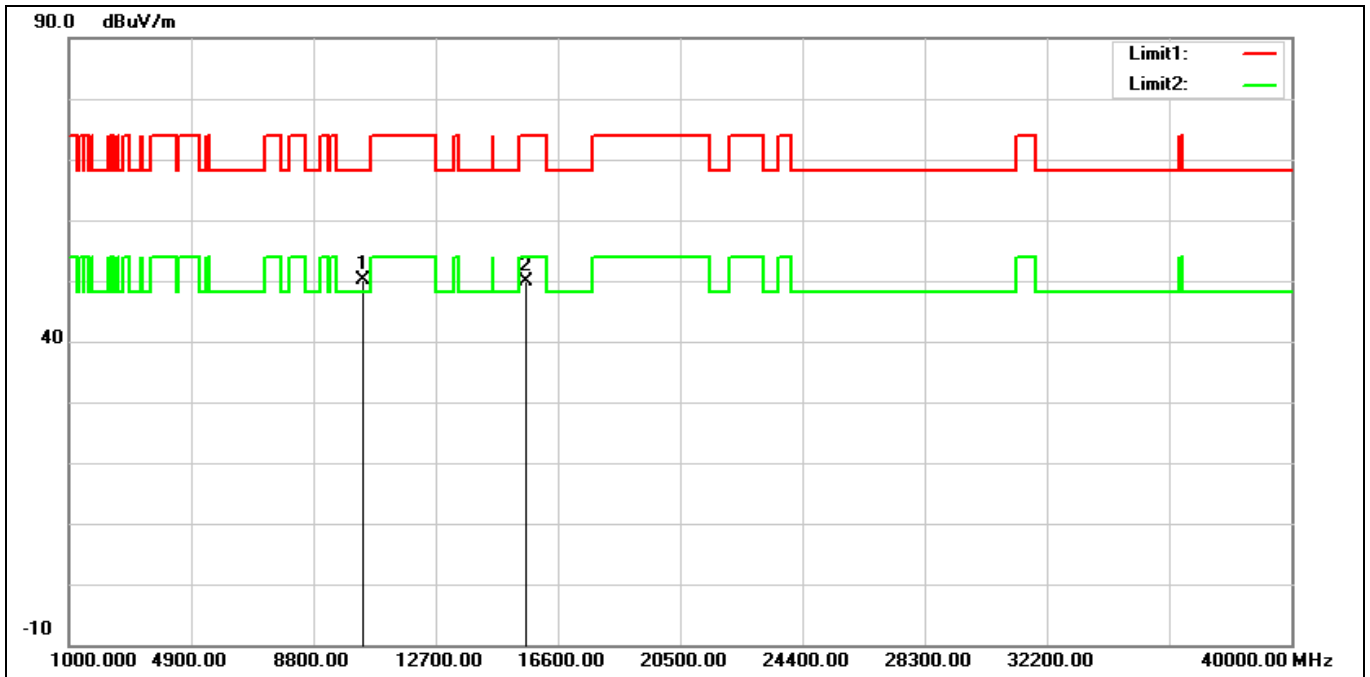
No.	Frequency (MHz)	Reading (dBuV)	Correction (dB/m)	Result (dBuV/m)	Limit (dBuV/m)	Margin (dB)	Remark
1	11650.000	32.88	15.04	47.92	74.00	-26.08	peak
2*	17475.000	30.77	23.95	54.72	68.20	-13.48	peak

Standard:	Part 15E	Test Site:	966 Chamber
Polarization:	Horizontal		
Test Mode:	802.11ac VHT40 5190 MHz		
Remark:			



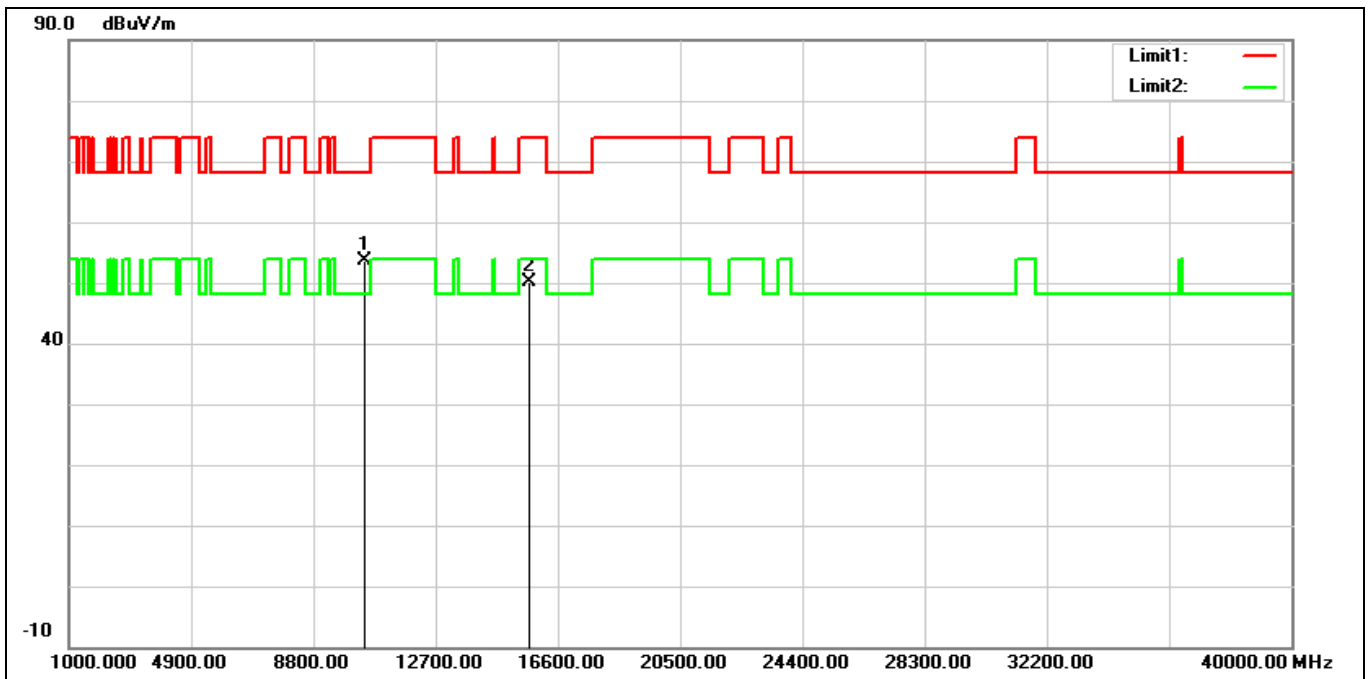
No.	Frequency (MHz)	Reading (dBuV)	Correction (dB/m)	Result (dBuV/m)	Limit (dBuV/m)	Margin (dB)	Remark
1*	10380.000	37.67	14.04	51.71	68.20	-16.49	peak
2	15570.000	32.97	17.16	50.13	74.00	-23.87	peak

Standard:	Part 15E	Test Site:	966 Chamber
Polarization:	Vertical		
Test Mode:	802.11ac VHT40 5190 MHz		
Remark:			



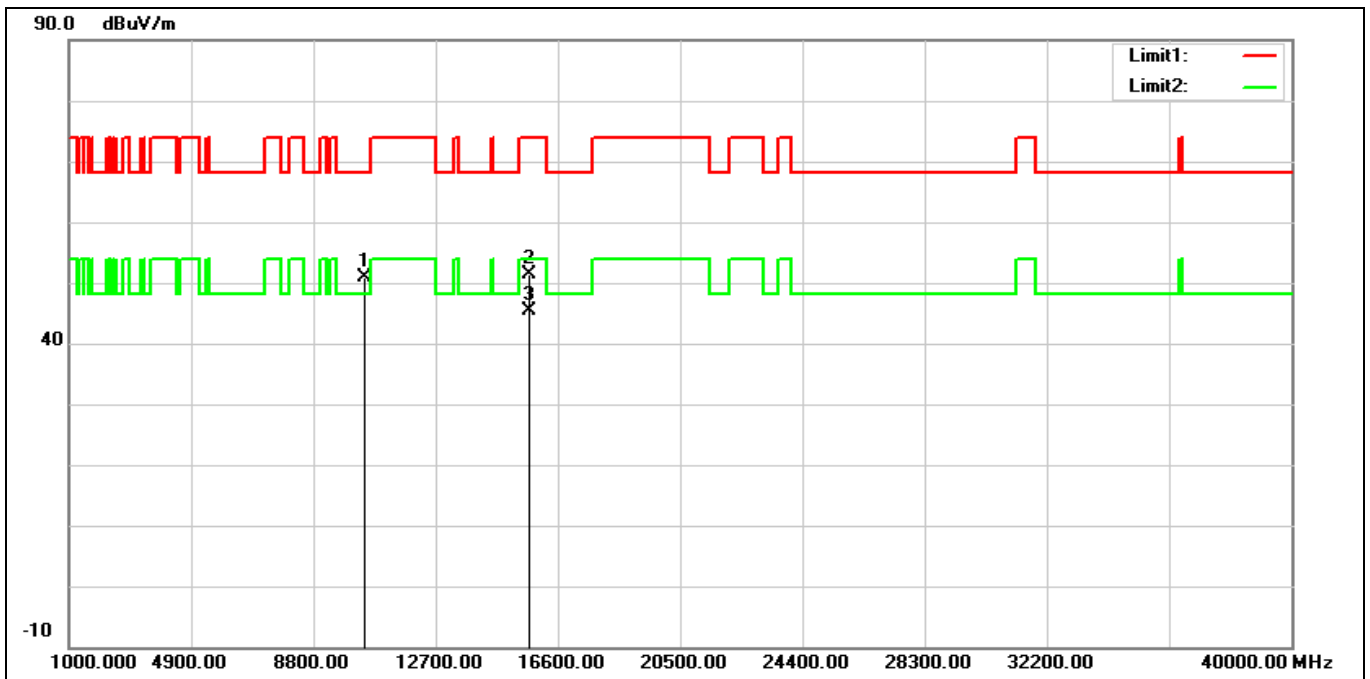
No.	Frequency (MHz)	Reading (dBuV)	Correction (dB/m)	Result (dBuV/m)	Limit (dBuV/m)	Margin (dB)	Remark
1*	10380.000	36.19	14.04	50.23	68.20	-17.97	peak
2	15570.000	32.63	17.16	49.79	74.00	-24.21	peak

Standard:	Part 15E	Test Site:	966 Chamber
Polarization:	Horizontal		
Test Mode:	802.11ac VHT40 5230 MHz		
Remark:			



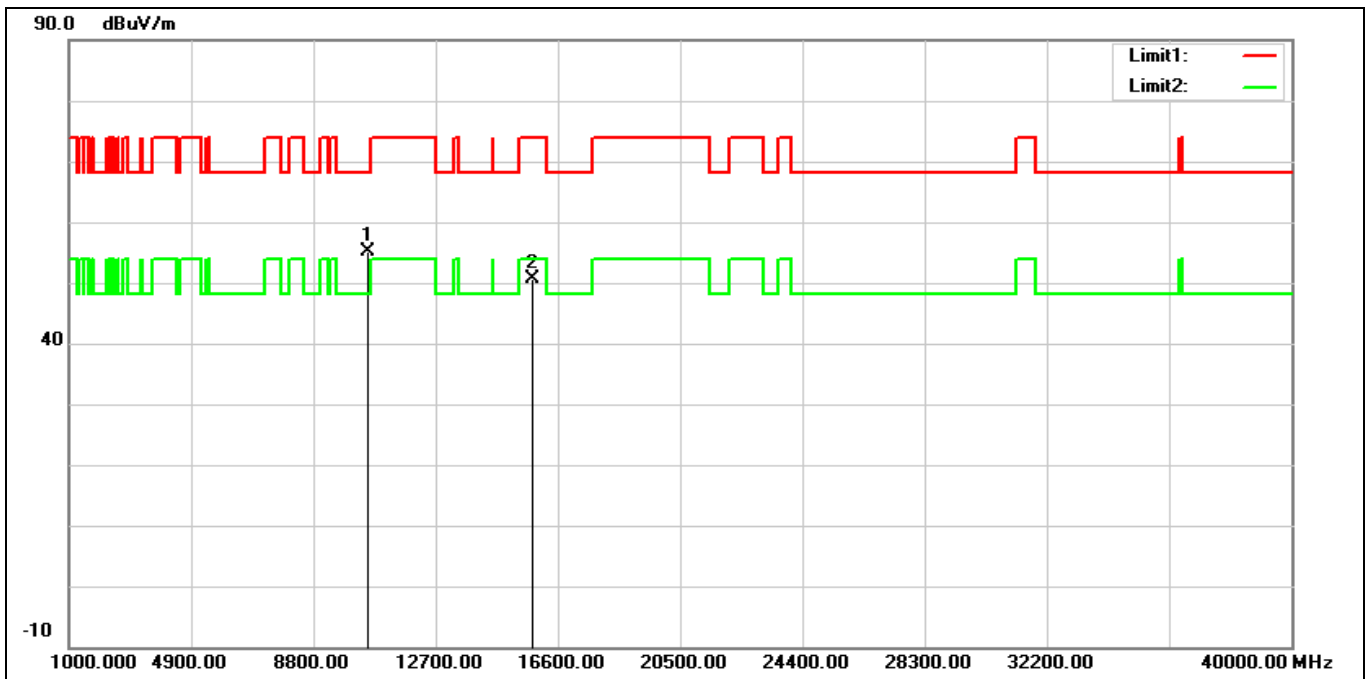
No.	Frequency (MHz)	Reading (dBuV)	Correction (dB/m)	Result (dBuV/m)	Limit (dBuV/m)	Margin (dB)	Remark
1*	10460.000	39.27	14.43	53.70	68.20	-14.50	peak
2	15690.000	32.65	17.37	50.02	74.00	-23.98	peak

Standard:	Part 15E	Test Site:	966 Chamber
Polarization:	Vertical		
Test Mode:	802.11ac VHT40 5230 MHz		
Remark:			



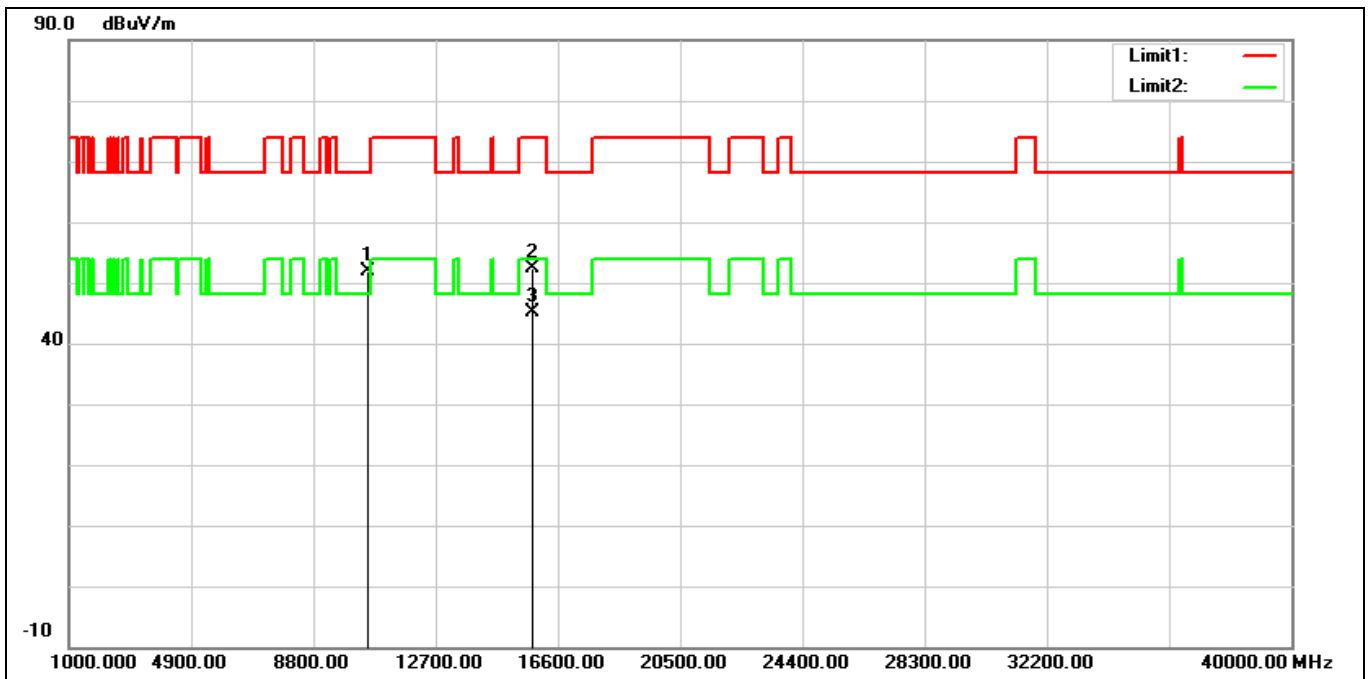
No.	Frequency (MHz)	Reading (dBuV)	Correction (dB/m)	Result (dBuV/m)	Limit (dBuV/m)	Margin (dB)	Remark
1	10460.000	36.54	14.43	50.97	68.20	-17.23	peak
2	15690.000	34.04	17.37	51.41	74.00	-22.59	peak
3*	15690.000	27.95	17.37	45.32	54.00	-8.68	AVG

Standard:	Part 15E	Test Site:	966 Chamber
Polarization:	Horizontal		
Test Mode:	802.11ac VHT40 5270 MHz		
Remark:			



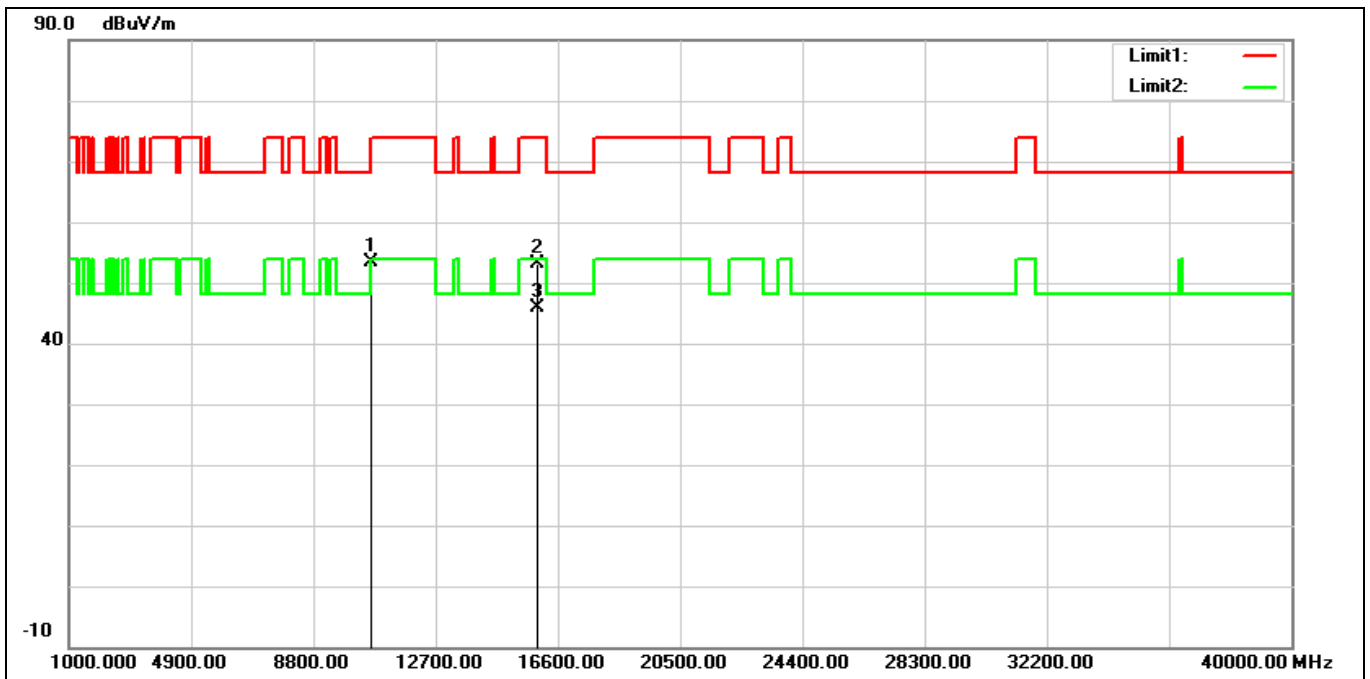
No.	Frequency (MHz)	Reading (dBuV)	Correction (dB/m)	Result (dBuV/m)	Limit (dBuV/m)	Margin (dB)	Remark
1*	10540.000	40.60	14.55	55.15	68.20	-13.05	peak
2	15810.000	33.69	17.00	50.69	74.00	-23.31	peak

Standard:	Part 15E	Test Site:	966 Chamber
Polarization:	Vertical		
Test Mode:	802.11ac VHT40 5270 MHz		
Remark:			



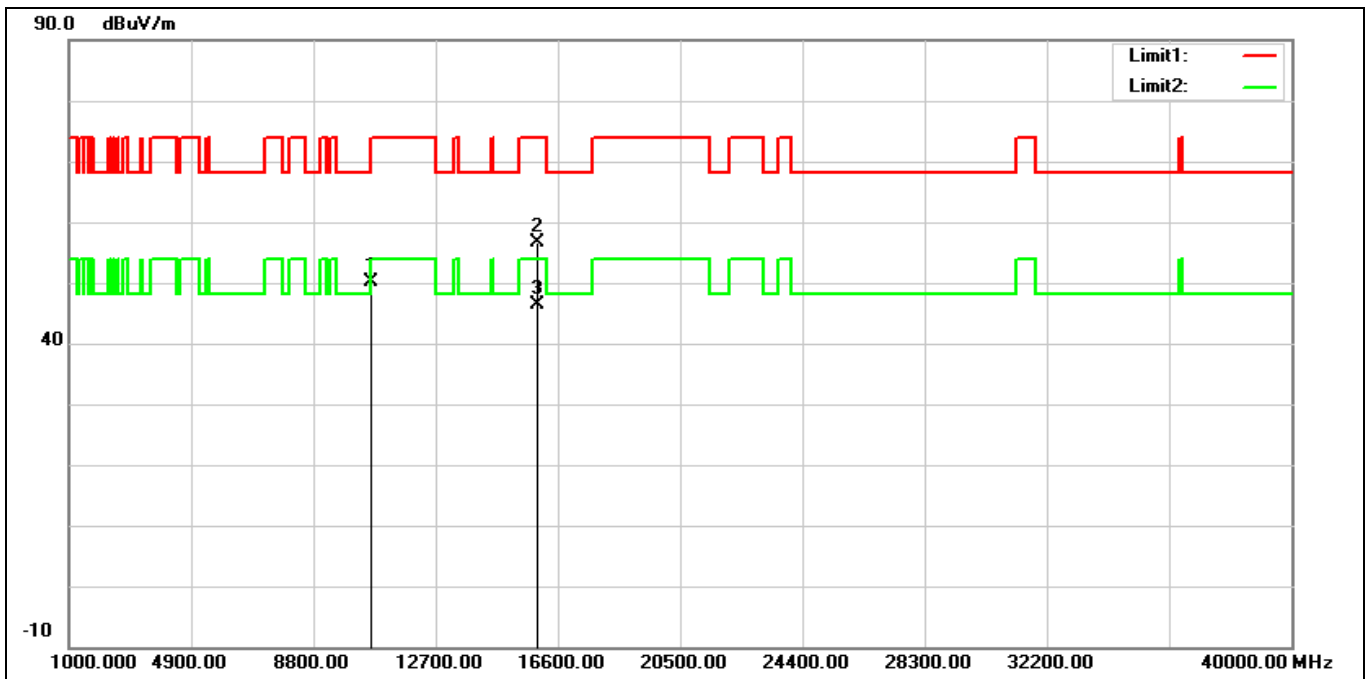
No.	Frequency (MHz)	Reading (dBuV)	Correction (dB/m)	Result (dBuV/m)	Limit (dBuV/m)	Margin (dB)	Remark
1	10540.000	37.43	14.55	51.98	68.20	-16.22	peak
2	15810.000	35.42	17.00	52.42	74.00	-21.58	peak
3*	15810.000	28.20	17.00	45.20	54.00	-8.80	AVG

Standard:	Part 15E	Test Site:	966 Chamber
Polarization:	Horizontal		
Test Mode:	802.11ac VHT40 5310 MHz		
Remark:			



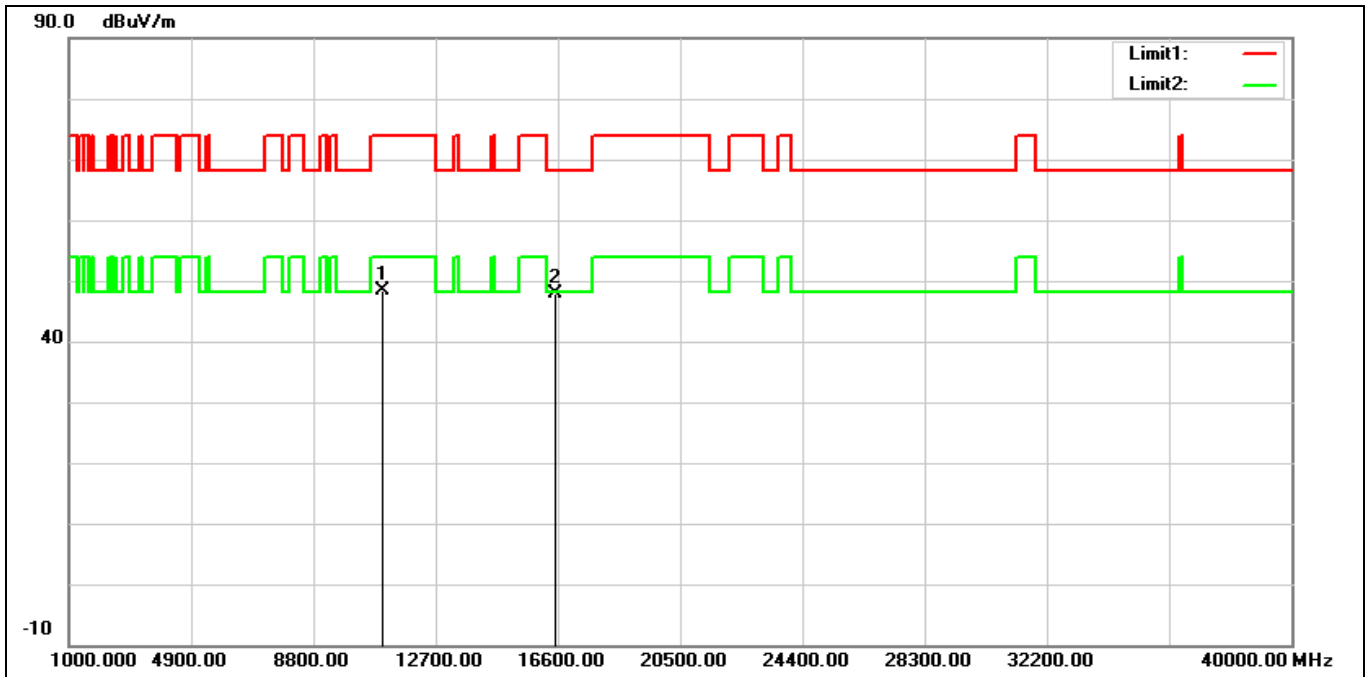
No.	Frequency (MHz)	Reading (dBuV)	Correction (dB/m)	Result (dBuV/m)	Limit (dBuV/m)	Margin (dB)	Remark
1	10620.000	38.91	14.40	53.31	74.00	-20.69	peak
2	15930.000	36.41	16.64	53.05	74.00	-20.95	peak
3*	15930.000	29.28	16.64	45.92	54.00	-8.08	AVG

Standard:	Part 15E	Test Site:	966 Chamber
Polarization:	Vertical		
Test Mode:	802.11ac VHT40 5310 MHz		
Remark:			



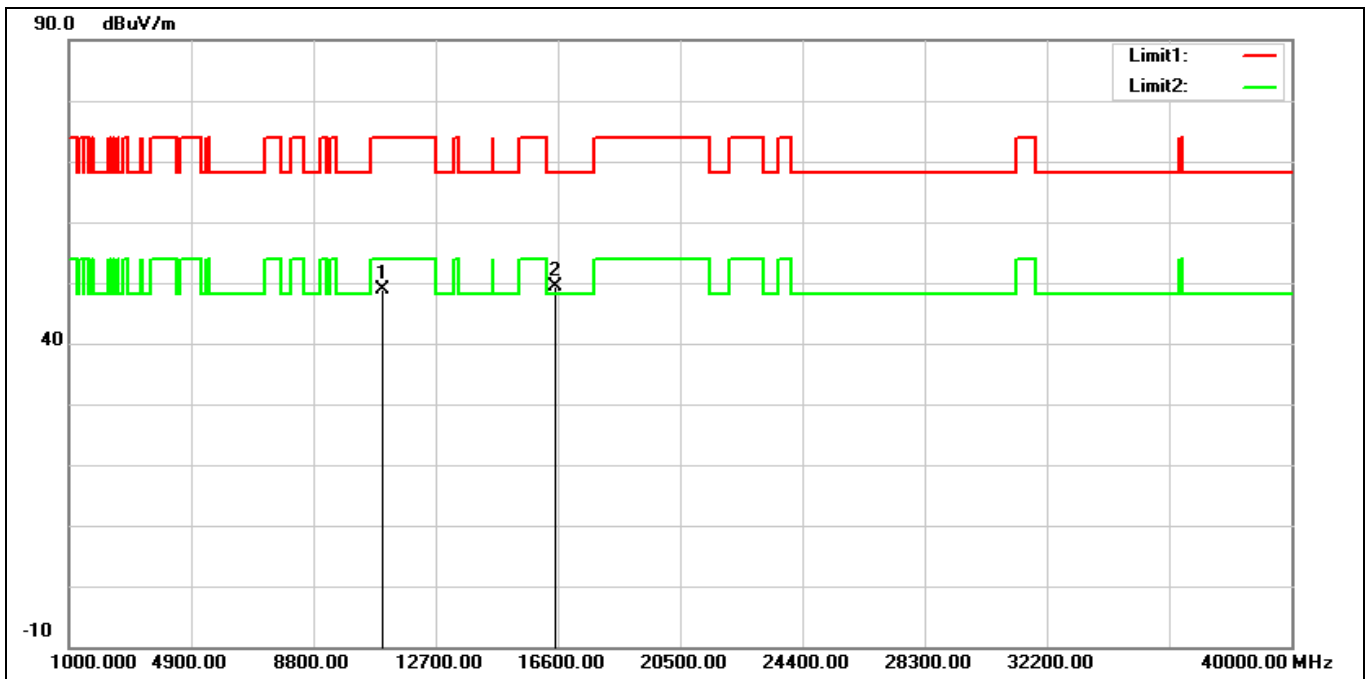
No.	Frequency (MHz)	Reading (dBuV)	Correction (dB/m)	Result (dBuV/m)	Limit (dBuV/m)	Margin (dB)	Remark
1	10620.000	35.62	14.40	50.02	74.00	-23.98	peak
2	15930.000	40.01	16.64	56.65	74.00	-17.35	peak
3*	15930.000	29.73	16.64	46.37	54.00	-7.63	AVG

Standard:	Part 15E	Test Site:	966 Chamber
Polarization:	Horizontal		
Test Mode:	802.11ac VHT40 5510 MHz		
Remark:			



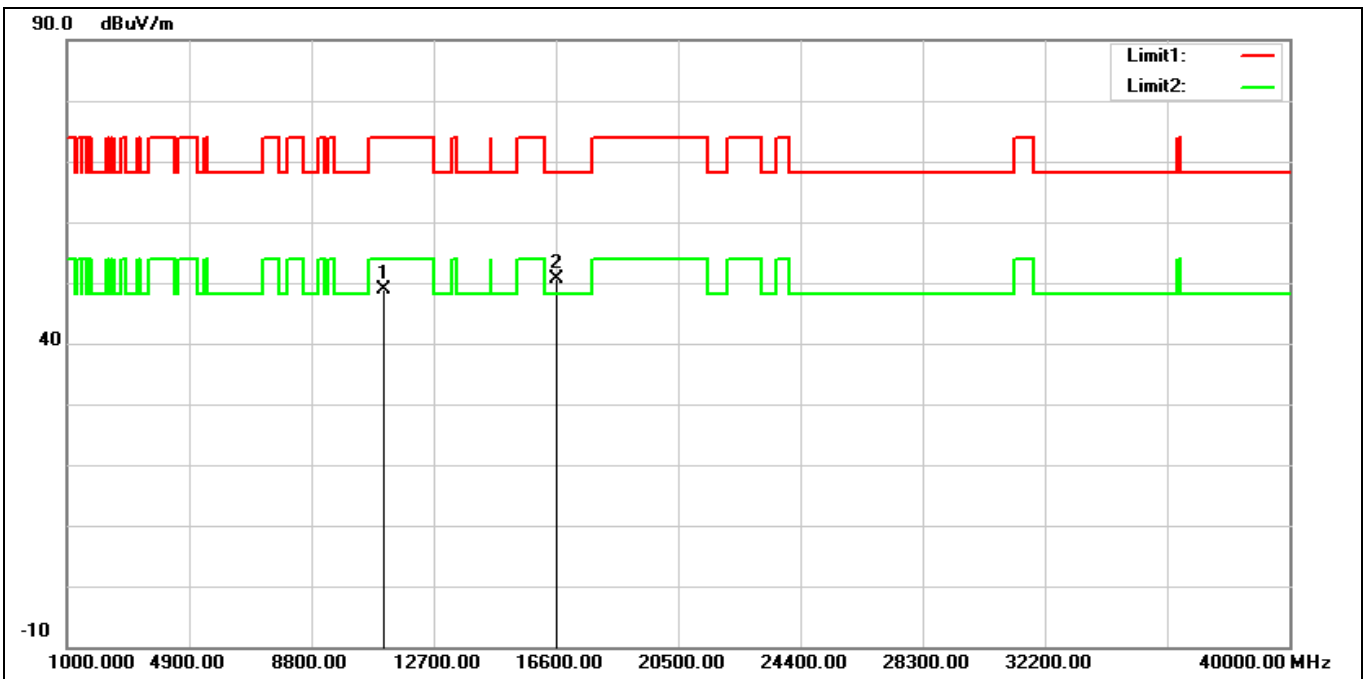
No.	Frequency (MHz)	Reading (dBuV)	Correction (dB/m)	Result (dBuV/m)	Limit (dBuV/m)	Margin (dB)	Remark
1	11020.000	33.53	14.75	48.28	74.00	-25.72	peak
2*	16530.000	30.04	17.92	47.96	68.20	-20.24	peak

Standard:	Part 15E	Test Site:	966 Chamber
Polarization:	Vertical		
Test Mode:	802.11ac VHT40 5510 MHz		
Remark:			



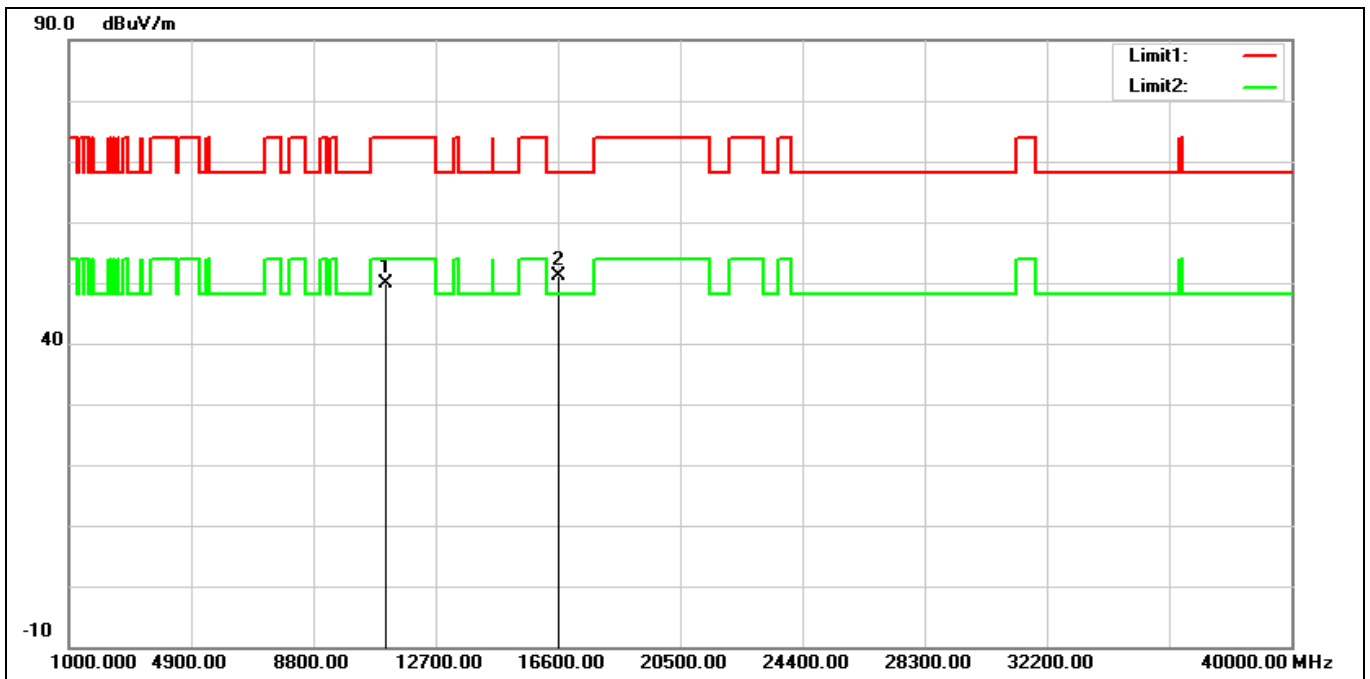
No.	Frequency (MHz)	Reading (dBuV)	Correction (dB/m)	Result (dBuV/m)	Limit (dBuV/m)	Margin (dB)	Remark
1	11020.000	34.03	14.75	48.78	74.00	-25.22	peak
2*	16530.000	31.44	17.92	49.36	68.20	-18.84	peak

Standard:	Part 15E	Test Site:	966 Chamber
Polarization:	Horizontal		
Test Mode:	802.11ac VHT40 5550 MHz		
Remark:			



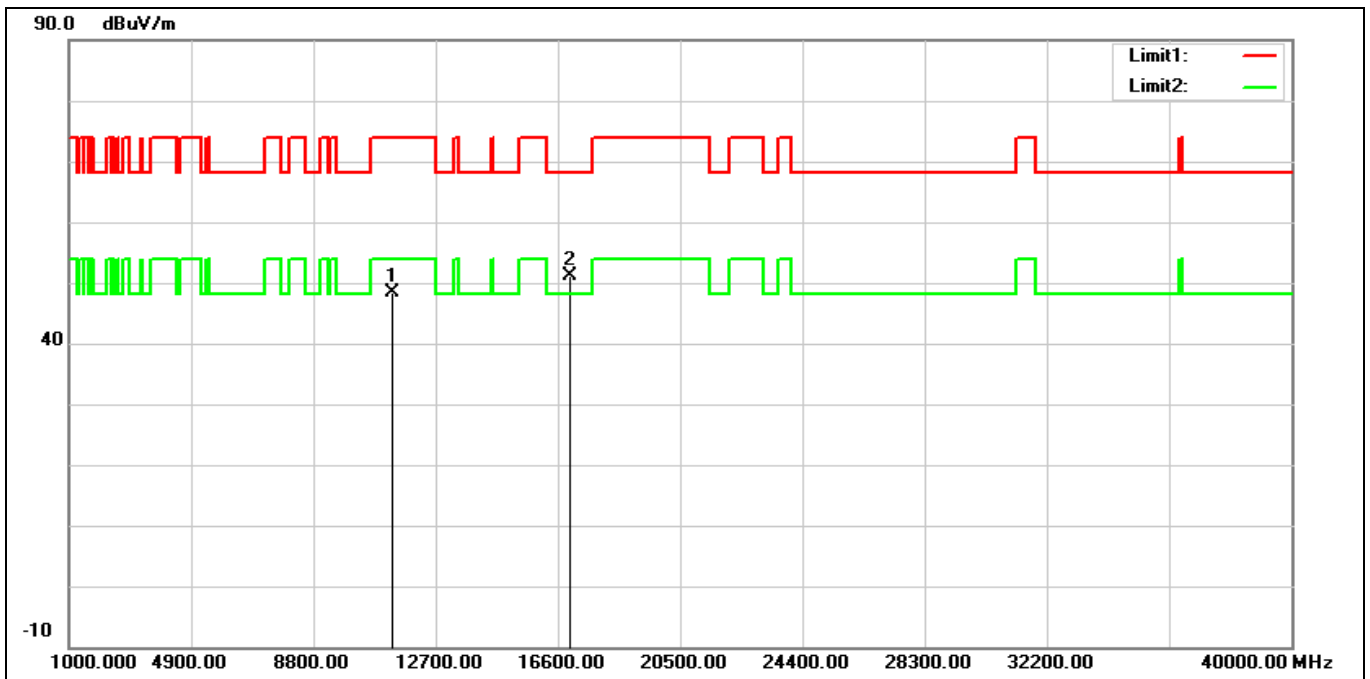
No.	Frequency (MHz)	Reading (dBuV)	Correction (dB/m)	Result (dBuV/m)	Limit (dBuV/m)	Margin (dB)	Remark
1	11100.000	34.09	14.82	48.91	74.00	-25.09	peak
2*	16650.000	32.07	18.49	50.56	68.20	-17.64	peak

Standard:	Part 15E	Test Site:	966 Chamber
Polarization:	Vertical		
Test Mode:	802.11ac VHT40 5550 MHz		
Remark:			



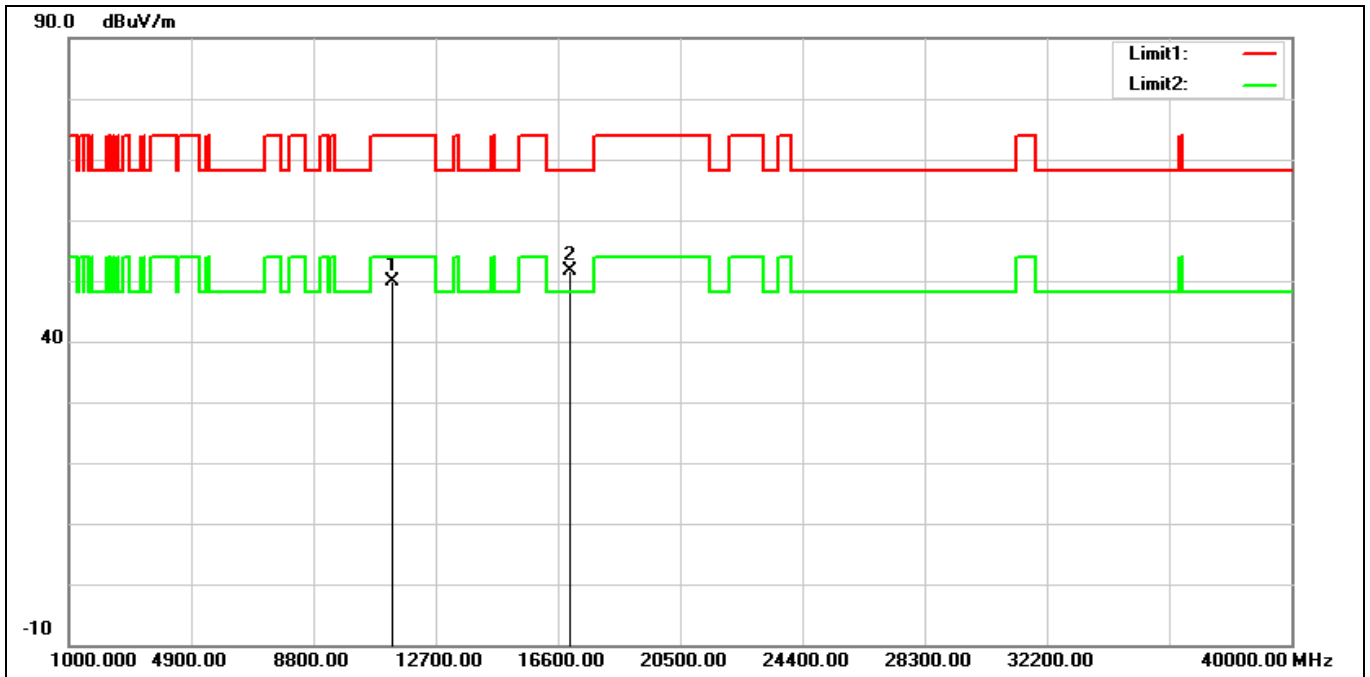
No.	Frequency (MHz)	Reading (dBuV)	Correction (dB/m)	Result (dBuV/m)	Limit (dBuV/m)	Margin (dB)	Remark
1	11100.000	35.12	14.82	49.94	74.00	-24.06	peak
2*	16650.000	32.53	18.49	51.02	68.20	-17.18	peak

Standard:	Part 15E	Test Site:	966 Chamber
Polarization:	Horizontal		
Test Mode:	802.11ac VHT40 5670 MHz		
Remark:			



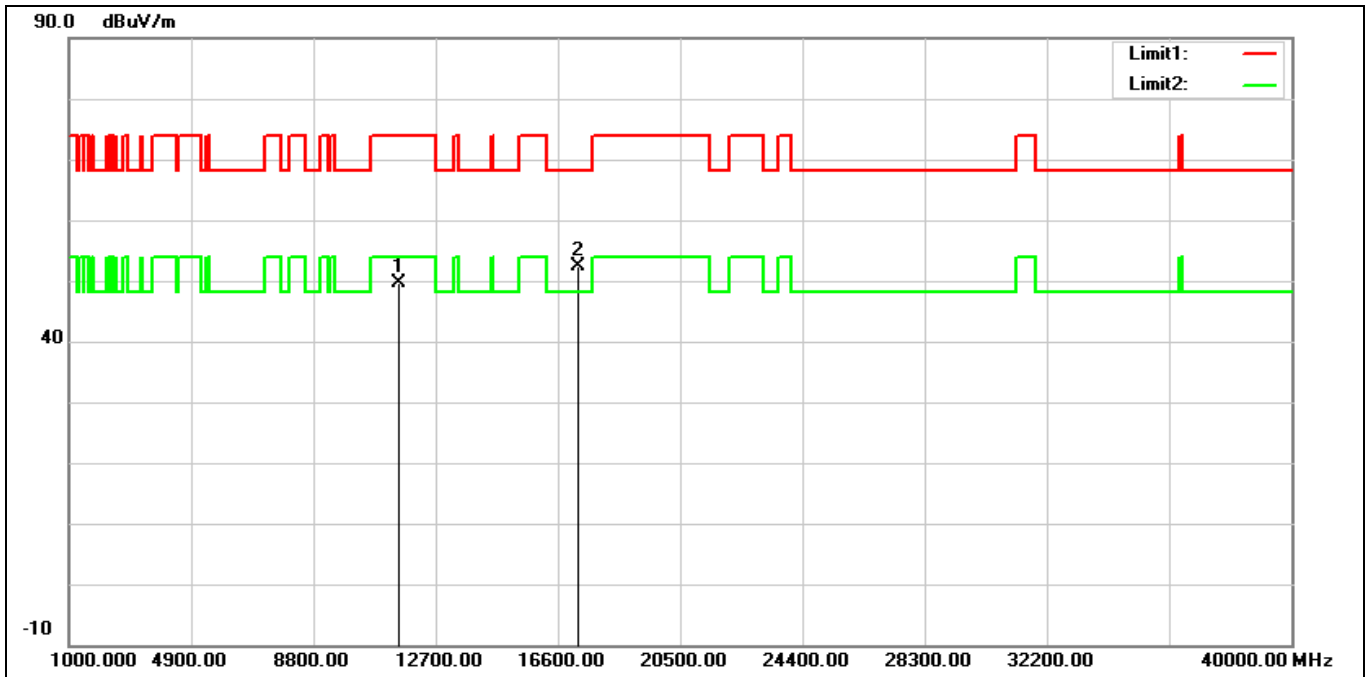
No.	Frequency (MHz)	Reading (dBuV)	Correction (dB/m)	Result (dBuV/m)	Limit (dBuV/m)	Margin (dB)	Remark
1	11340.000	33.50	14.84	48.34	74.00	-25.66	peak
2*	17010.000	31.14	20.09	51.23	68.20	-16.97	peak

Standard:	Part 15E	Test Site:	966 Chamber
Polarization:	Vertical		
Test Mode:	802.11ac VHT40 5670 MHz		
Remark:			



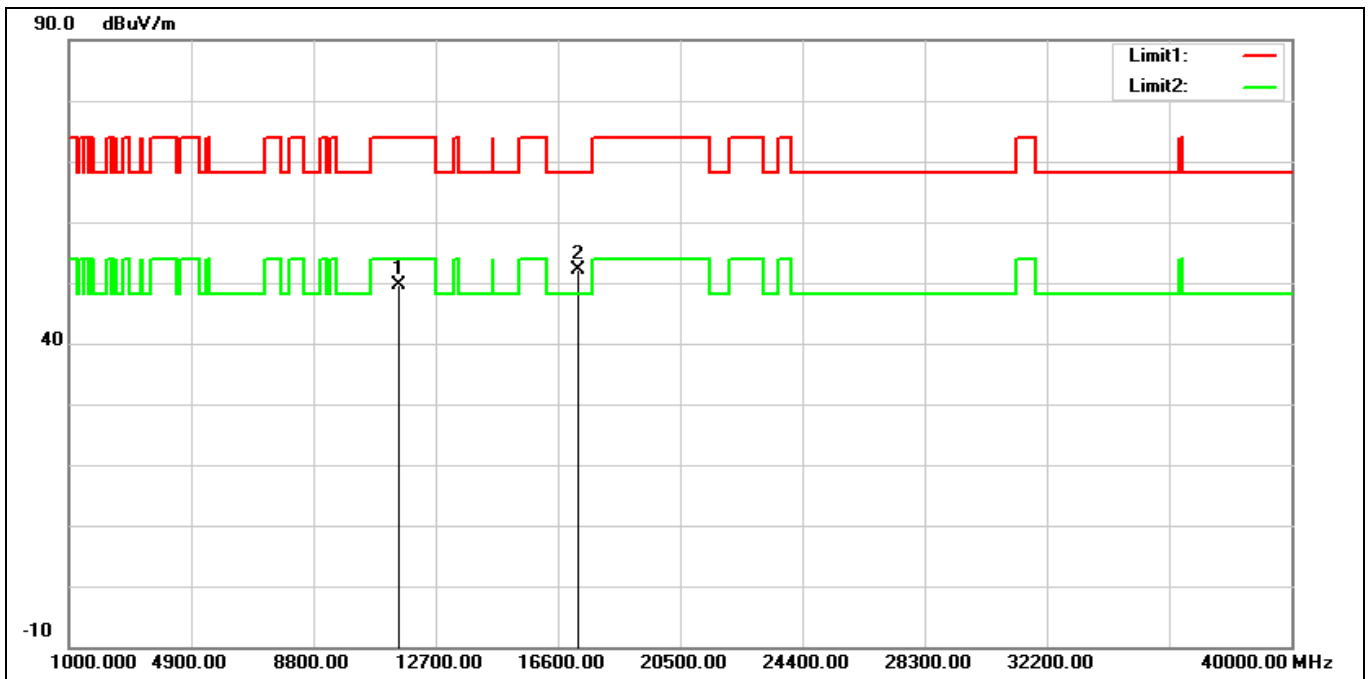
No.	Frequency (MHz)	Reading (dBuV)	Correction (dB/m)	Result (dBuV/m)	Limit (dBuV/m)	Margin (dB)	Remark
1	11340.000	34.92	14.84	49.76	74.00	-24.24	peak
2*	17010.000	31.50	20.09	51.59	68.20	-16.61	peak

Standard:	Part 15E	Test Site:	966 Chamber
Polarization:	Horizontal		
Test Mode:	802.11ac VHT40 5755 MHz		
Remark:			



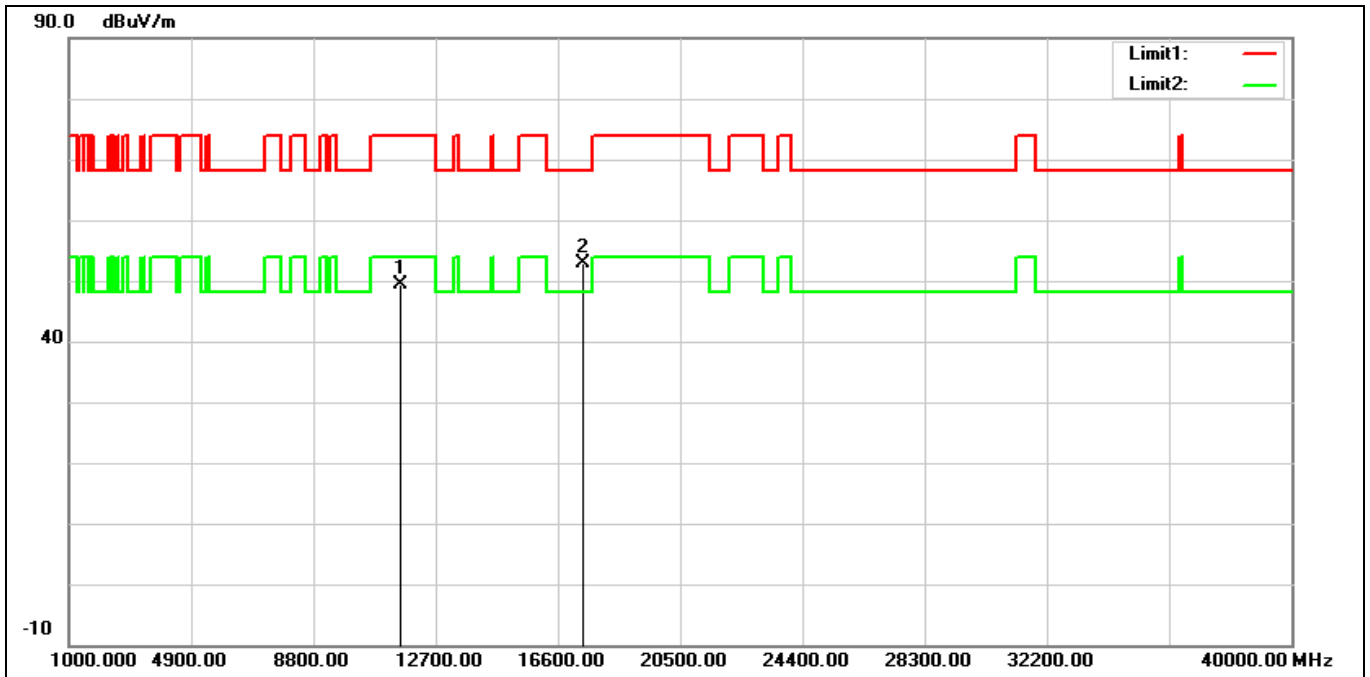
No.	Frequency (MHz)	Reading (dBuV)	Correction (dB/m)	Result (dBuV/m)	Limit (dBuV/m)	Margin (dB)	Remark
1	11510.000	34.09	15.42	49.51	74.00	-24.49	peak
2*	17265.000	30.00	22.32	52.32	68.20	-15.88	peak

Standard:	Part 15E	Test Site:	966 Chamber
Polarization:	Vertical		
Test Mode:	802.11ac VHT40 5755 MHz		
Remark:			



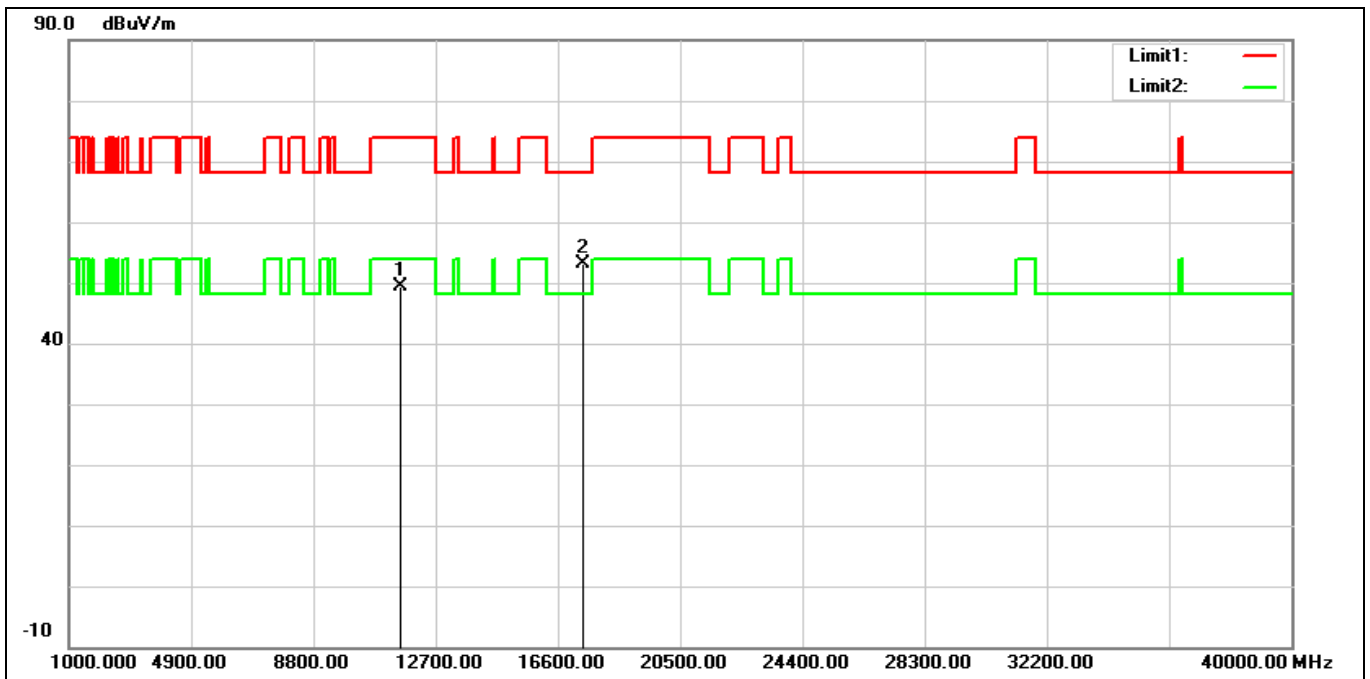
No.	Frequency (MHz)	Reading (dBuV)	Correction (dB/m)	Result (dBuV/m)	Limit (dBuV/m)	Margin (dB)	Remark
1	11510.000	34.21	15.42	49.63	74.00	-24.37	peak
2*	17265.000	29.77	22.32	52.09	68.20	-16.11	peak

Standard:	Part 15E	Test Site:	966 Chamber
Polarization:	Horizontal		
Test Mode:	802.11ac VHT40 5795 MHz		
Remark:			



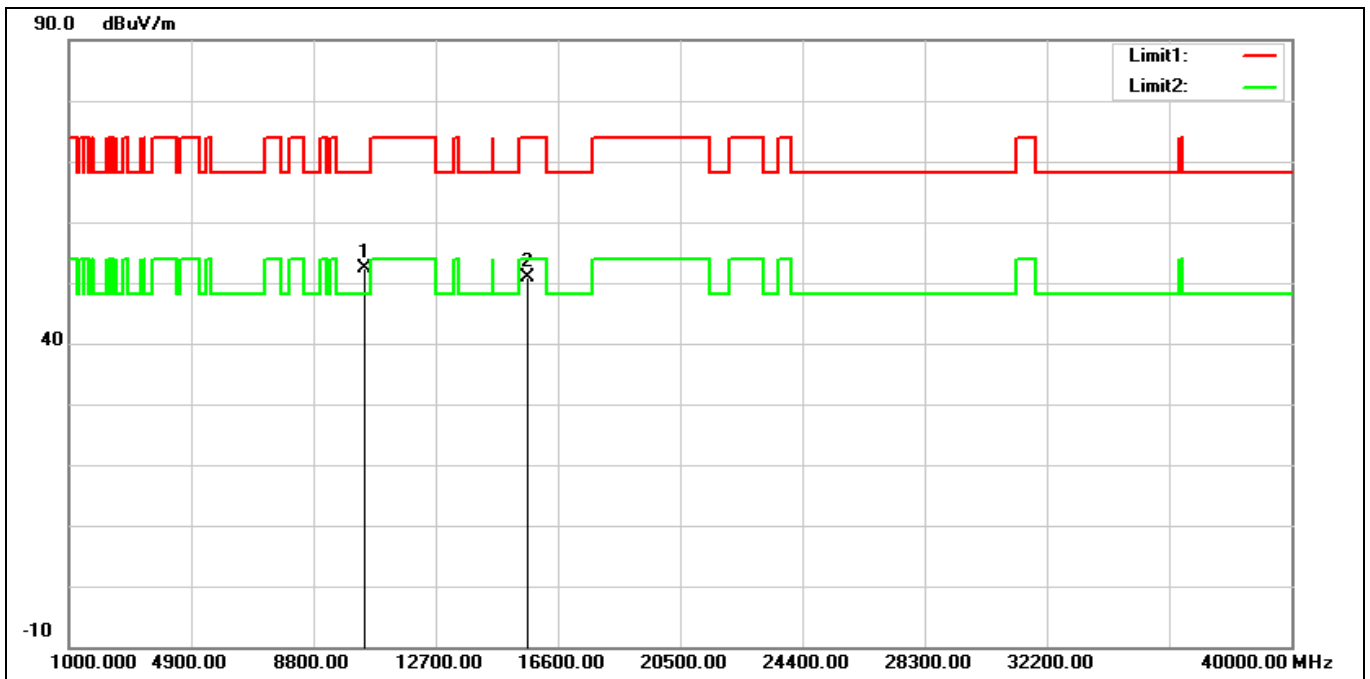
No.	Frequency (MHz)	Reading (dBuV)	Correction (dB/m)	Result (dBuV/m)	Limit (dBuV/m)	Margin (dB)	Remark
1	11590.000	34.26	15.14	49.40	74.00	-24.60	peak
2*	17385.000	29.80	23.11	52.91	68.20	-15.29	peak

Standard:	Part 15E	Test Site:	966 Chamber
Polarization:	Vertical		
Test Mode:	802.11ac VHT40 5795 MHz		
Remark:			



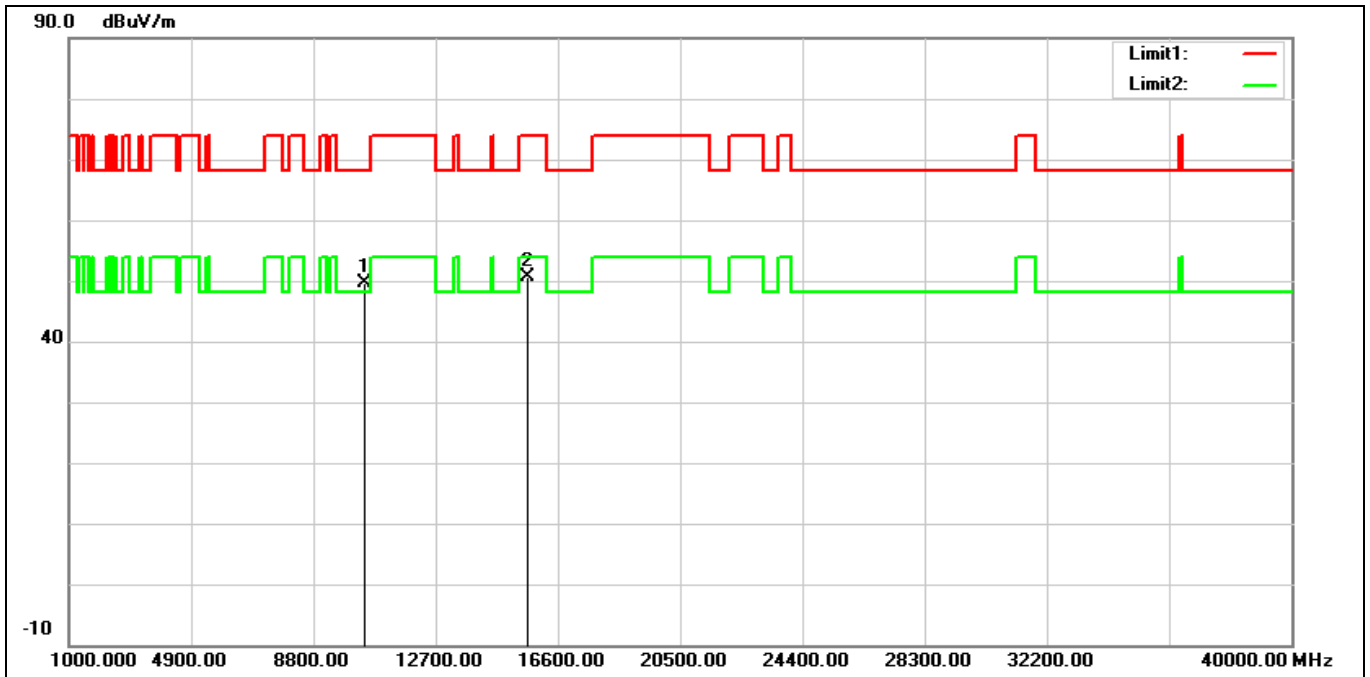
No.	Frequency (MHz)	Reading (dBuV)	Correction (dB/m)	Result (dBuV/m)	Limit (dBuV/m)	Margin (dB)	Remark
1	11590.000	34.17	15.14	49.31	74.00	-24.69	peak
2*	17385.000	30.09	23.11	53.20	68.20	-15.00	peak

Standard:	Part 15E	Test Site:	966 Chamber
Polarization:	Horizontal		
Test Mode:	802.11ac VHT80 5210 MHz		
Remark:			



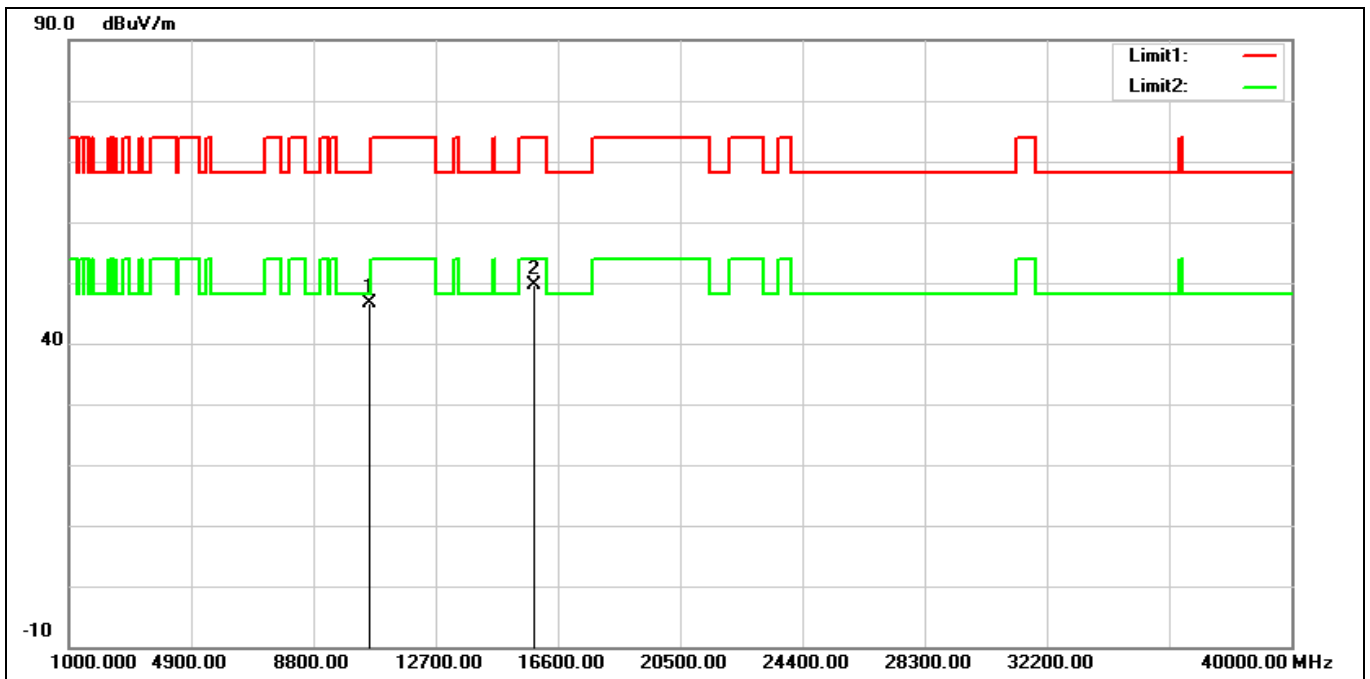
No.	Frequency (MHz)	Reading (dBuV)	Correction (dB/m)	Result (dBuV/m)	Limit (dBuV/m)	Margin (dB)	Remark
1*	10420.000	38.21	14.20	52.41	68.20	-15.79	peak
2	15630.000	33.78	17.14	50.92	74.00	-23.08	peak

Standard:	Part 15E	Test Site:	966 Chamber
Polarization:	Vertical		
Test Mode:	802.11ac VHT80 5210 MHz		
Remark:			



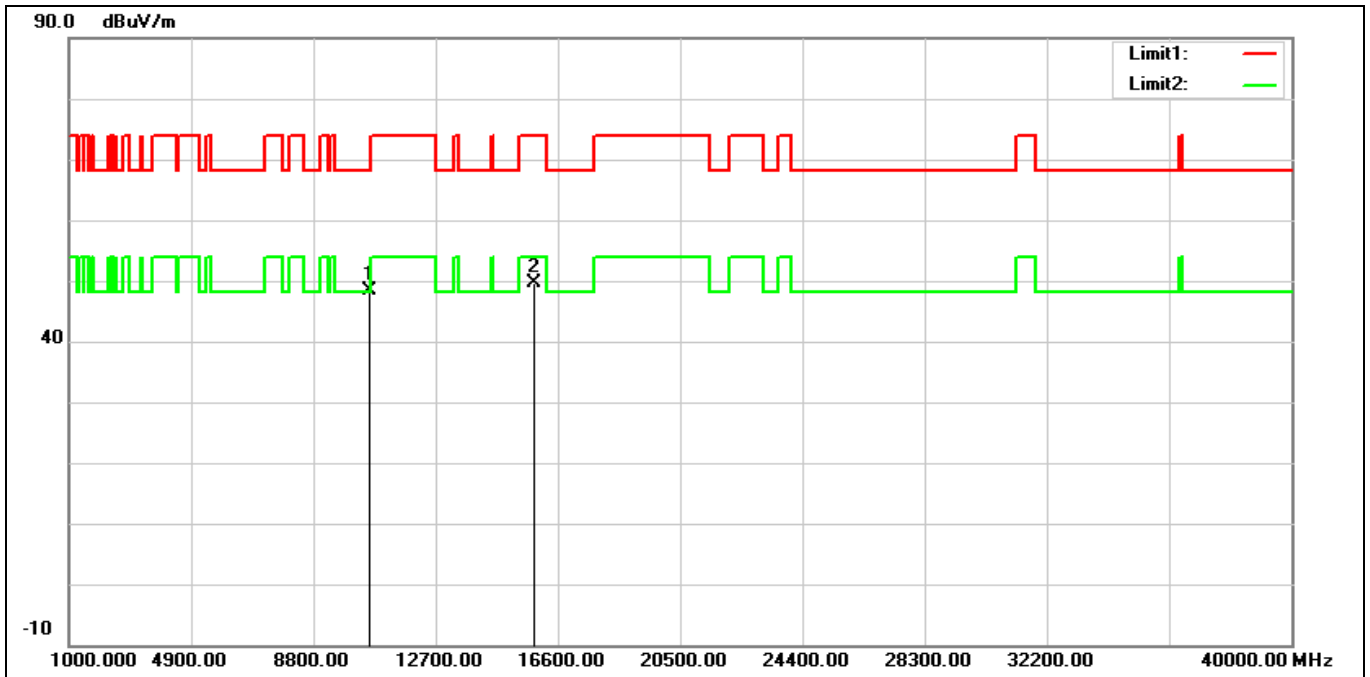
No.	Frequency (MHz)	Reading (dBuV)	Correction (dB/m)	Result (dBuV/m)	Limit (dBuV/m)	Margin (dB)	Remark
1*	10420.000	35.31	14.20	49.51	68.20	-18.69	peak
2	15630.000	33.46	17.14	50.60	74.00	-23.40	peak

Standard:	Part 15E	Test Site:	966 Chamber
Polarization:	Horizontal		
Test Mode:	802.11ac VHT80 5290 MHz		
Remark:			



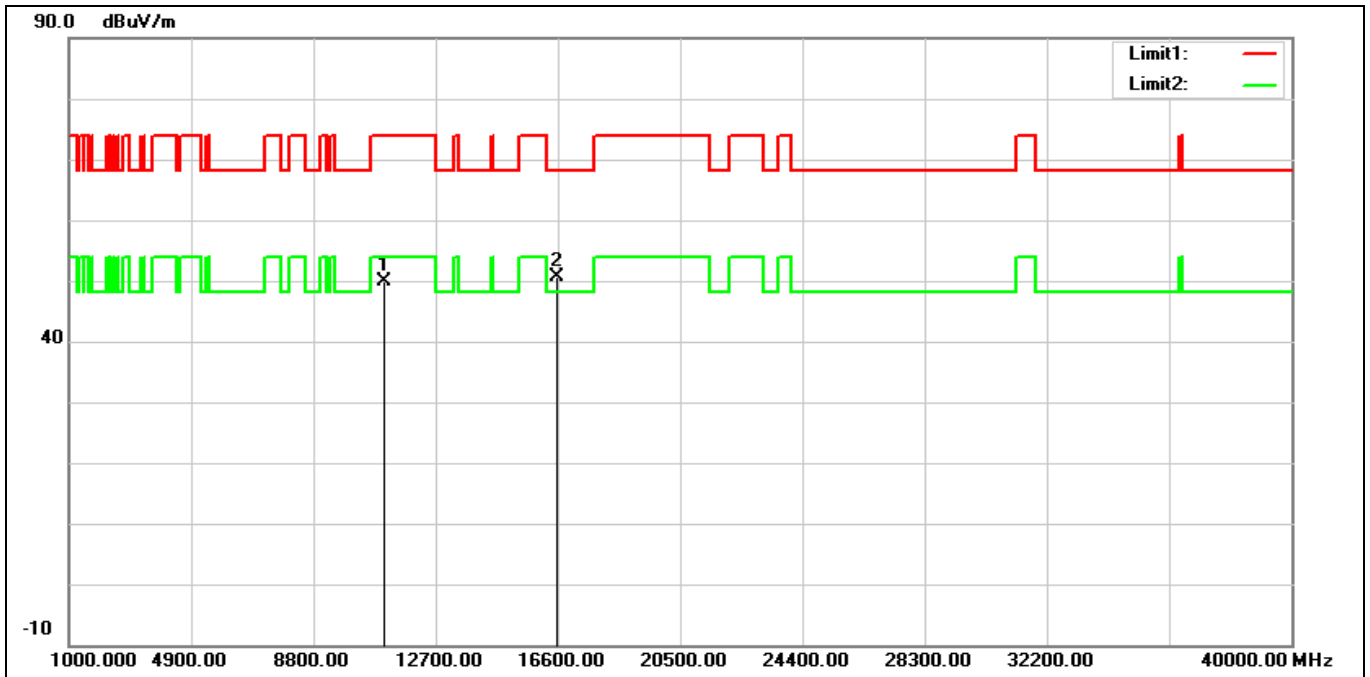
No.	Frequency (MHz)	Reading (dBuV)	Correction (dB/m)	Result (dBuV/m)	Limit (dBuV/m)	Margin (dB)	Remark
1*	10580.000	32.13	14.43	46.56	68.20	-21.64	peak
2	15870.000	32.71	16.81	49.52	74.00	-24.48	peak

Standard:	Part 15E	Test Site:	966 Chamber
Polarization:	Vertical		
Test Mode:	802.11ac VHT80 5290 MHz		
Remark:			



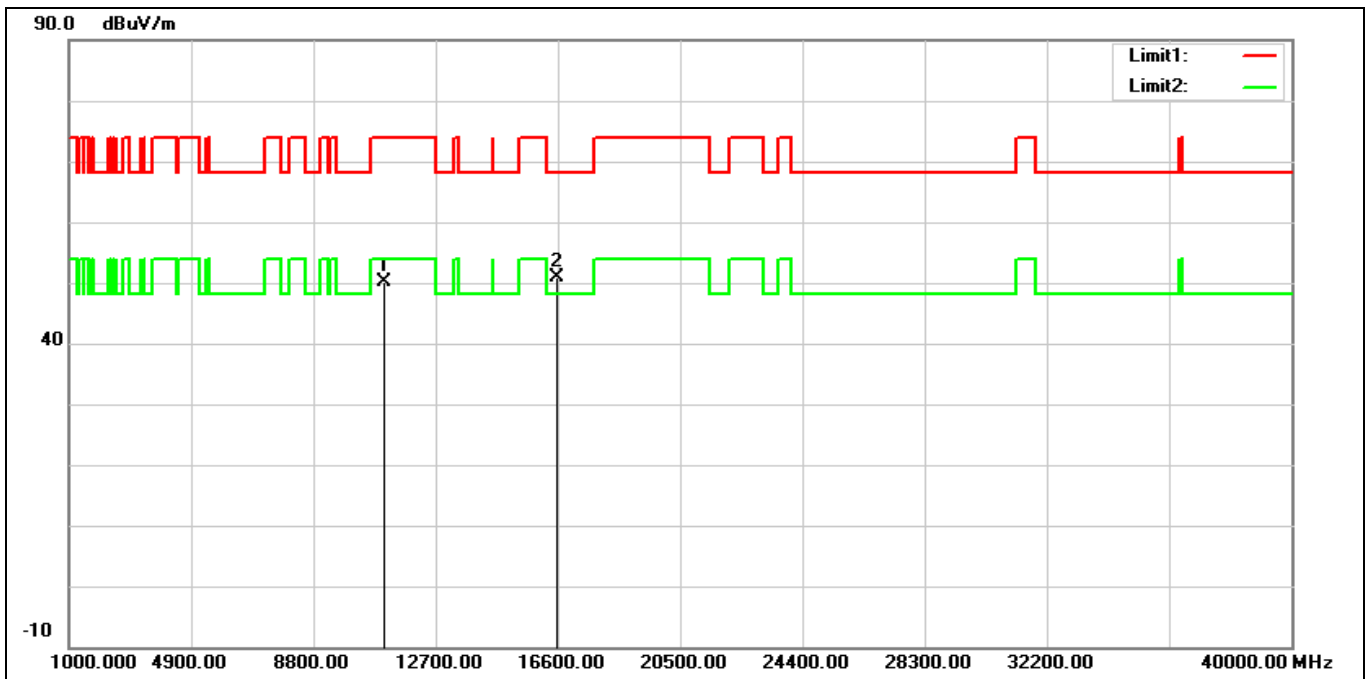
No.	Frequency (MHz)	Reading (dBuV)	Correction (dB/m)	Result (dBuV/m)	Limit (dBuV/m)	Margin (dB)	Remark
1*	10580.000	33.88	14.43	48.31	68.20	-19.89	peak
2	15870.000	32.81	16.81	49.62	74.00	-24.38	peak

Standard:	Part 15E	Test Site:	966 Chamber
Polarization:	Horizontal		
Test Mode:	802.11ac VHT80 5530 MHz		
Remark:			



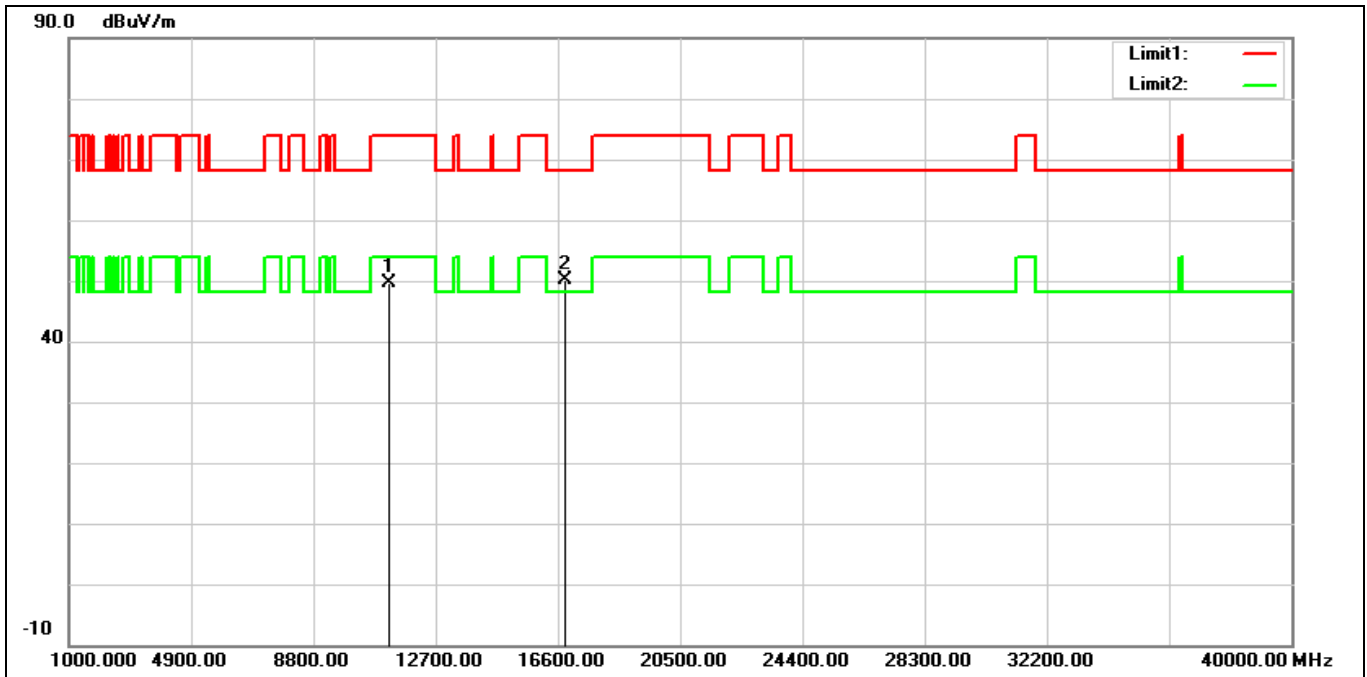
No.	Frequency (MHz)	Reading (dBuV)	Correction (dB/m)	Result (dBuV/m)	Limit (dBuV/m)	Margin (dB)	Remark
1	11060.000	35.06	14.78	49.84	74.00	-24.16	peak
2*	16590.000	32.29	18.23	50.52	68.20	-17.68	peak

Standard:	Part 15E	Test Site:	966 Chamber
Polarization:	Vertical		
Test Mode:	802.11ac VHT80 5530 MHz		
Remark:			



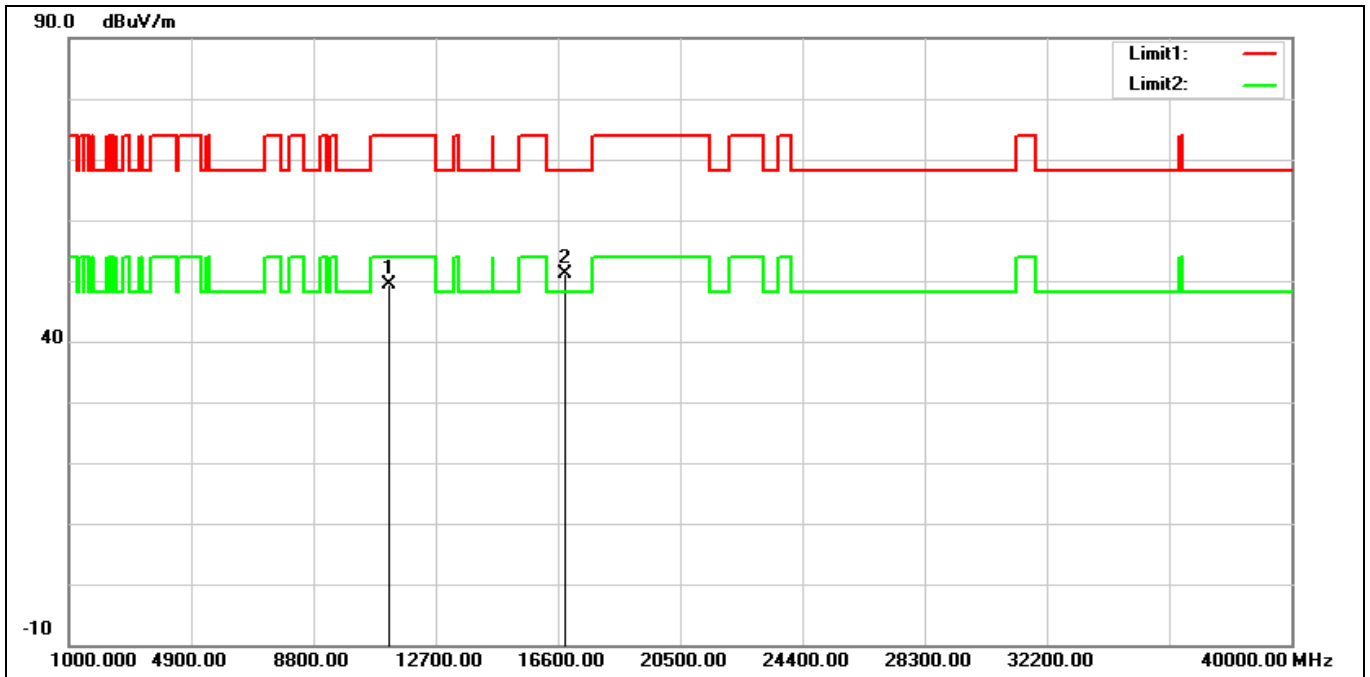
No.	Frequency (MHz)	Reading (dBuV)	Correction (dB/m)	Result (dBuV/m)	Limit (dBuV/m)	Margin (dB)	Remark
1	11060.000	35.43	14.78	50.21	74.00	-23.79	peak
2*	16590.000	32.76	18.23	50.99	68.20	-17.21	peak

Standard:	Part 15E	Test Site:	966 Chamber
Polarization:	Horizontal		
Test Mode:	802.11ac VHT80 5610 MHz		
Remark:			



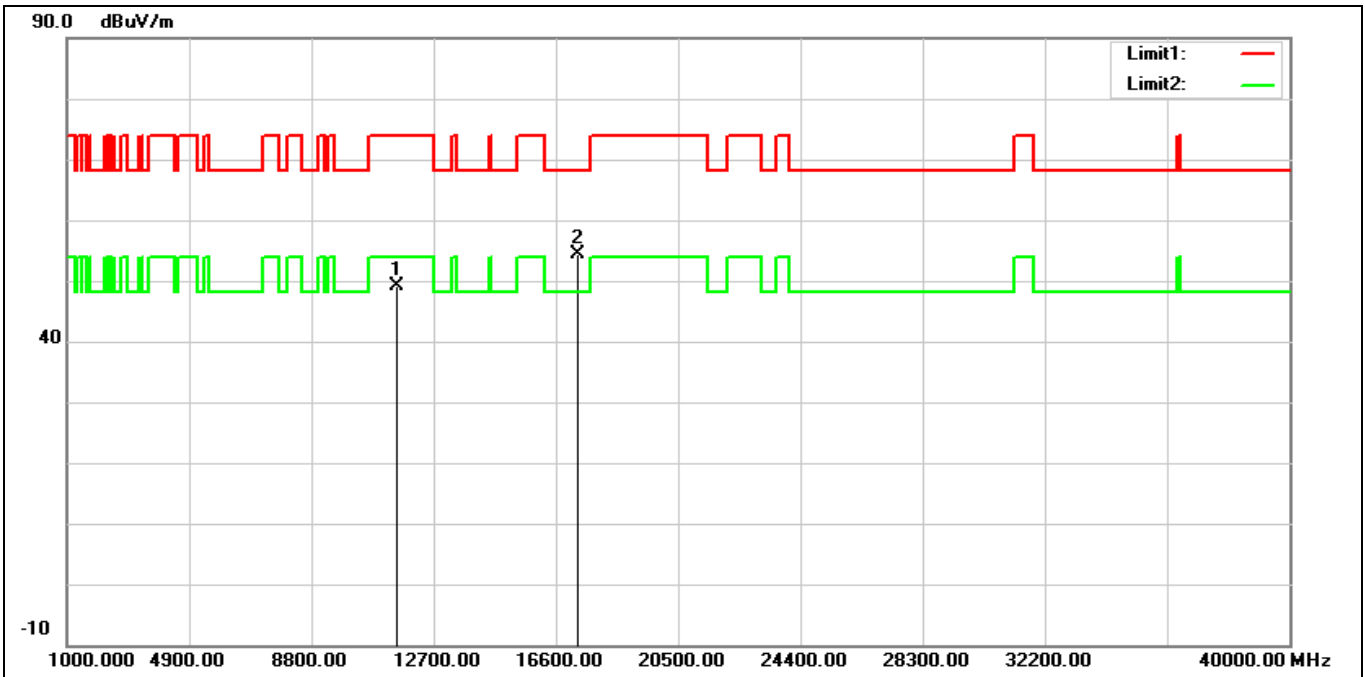
No.	Frequency (MHz)	Reading (dBuV)	Correction (dB/m)	Result (dBuV/m)	Limit (dBuV/m)	Margin (dB)	Remark
1	11220.000	34.92	14.70	49.62	74.00	-24.38	peak
2*	16830.000	30.69	19.36	50.05	68.20	-18.15	peak

Standard:	Part 15E	Test Site:	966 Chamber
Polarization:	Vertical		
Test Mode:	802.11ac VHT80 5610 MHz		
Remark:			



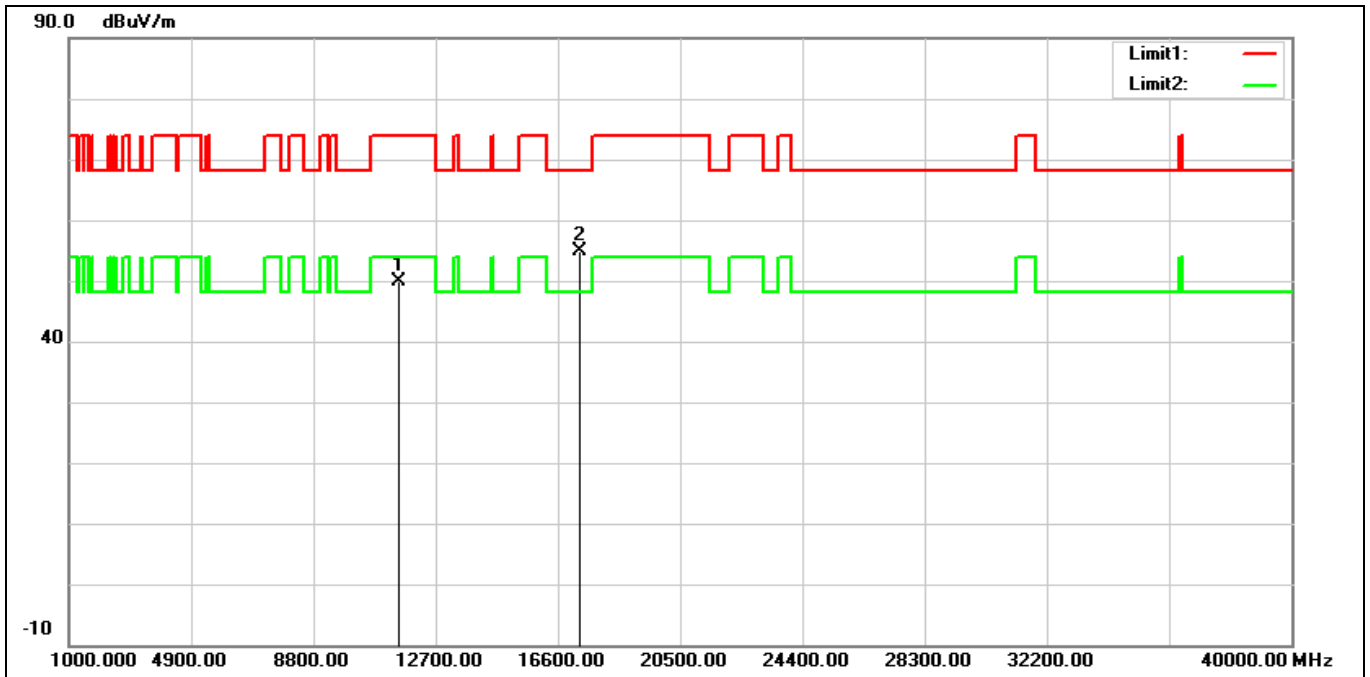
No.	Frequency (MHz)	Reading (dBuV)	Correction (dB/m)	Result (dBuV/m)	Limit (dBuV/m)	Margin (dB)	Remark
1	11220.000	34.77	14.70	49.47	74.00	-24.53	peak
2*	16830.000	31.84	19.36	51.20	68.20	-17.00	peak

Standard:	Part 15E	Test Site:	966 Chamber
Polarization:	Horizontal		
Test Mode:	802.11ac VHT80 5775 MHz		
Remark:			



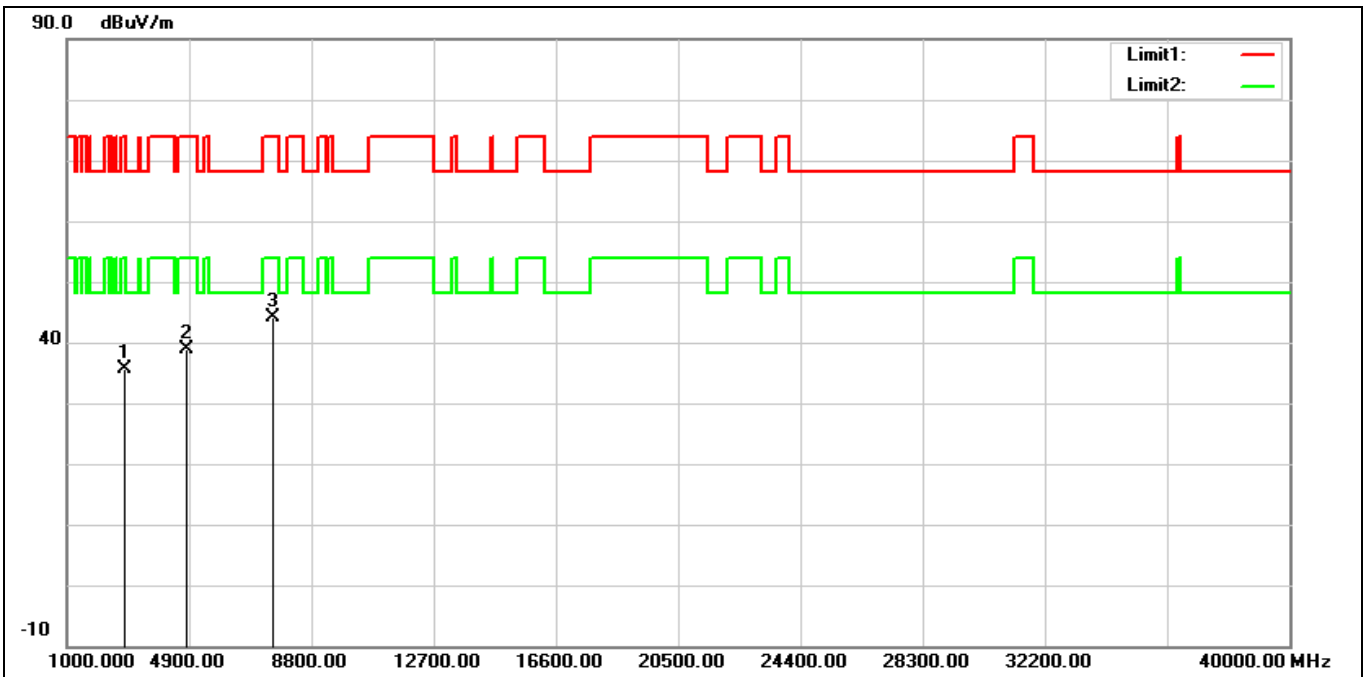
No.	Frequency (MHz)	Reading (dBuV)	Correction (dB/m)	Result (dBuV/m)	Limit (dBuV/m)	Margin (dB)	Remark
1	11550.000	33.74	15.28	49.02	74.00	-24.98	peak
2*	17325.000	31.58	22.79	54.37	68.20	-13.83	peak

Standard:	Part 15E	Test Site:	966 Chamber
Polarization:	Vertical		
Test Mode:	802.11ac VHT80 5775 MHz		
Remark:			



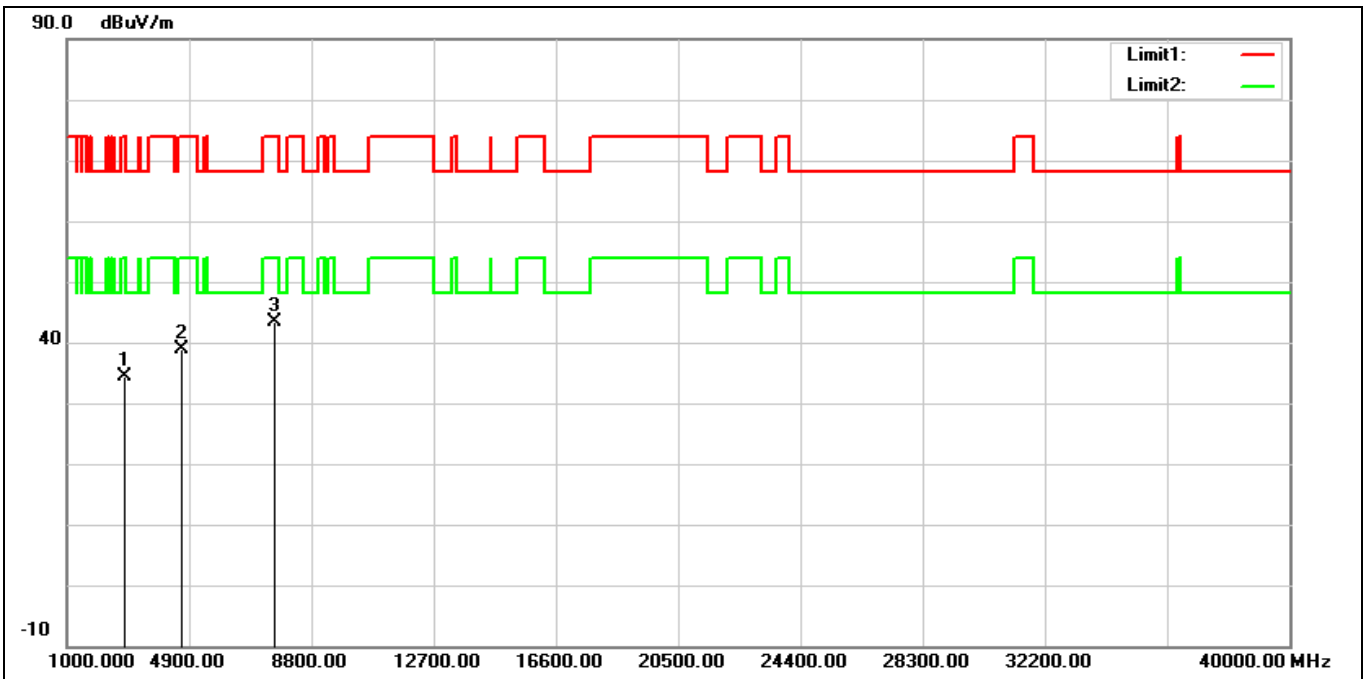
No.	Frequency (MHz)	Reading (dBuV)	Correction (dB/m)	Result (dBuV/m)	Limit (dBuV/m)	Margin (dB)	Remark
1	11550.000	34.53	15.28	49.81	74.00	-24.19	peak
2*	17325.000	31.97	22.79	54.76	68.20	-13.44	peak

Standard:	Part 15E	Test Site:	966 Chamber
Polarization:	Horizontal		
Test Mode:	Simultaneous Transmitting (WLAN 5 GHz + Bluetooth)		
Remark:			



No.	Frequency (MHz)	Reading (dBuV)	Correction (dB/m)	Result (dBuV/m)	Limit (dBuV/m)	Margin (dB)	Remark
1	2819.000	40.94	-5.26	35.68	74.00	-38.32	peak
2	4825.000	38.49	0.28	38.77	74.00	-35.23	peak
3*	7562.000	35.79	8.45	44.24	74.00	-29.76	peak

Standard:	Part 15E	Test Site:	966 Chamber
Polarization:	Vertical		
Test Mode:	Simultaneous Transmitting (WLAN 5 GHz + Bluetooth)		
Remark:			

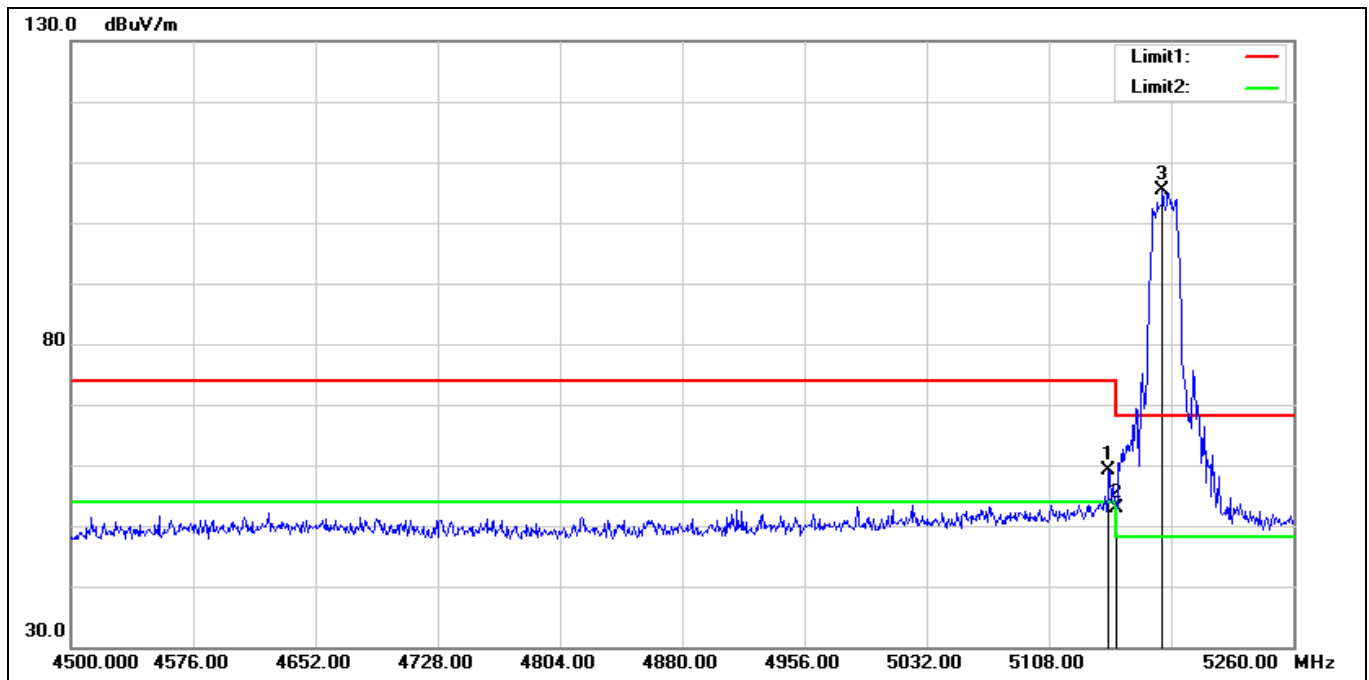


No.	Frequency (MHz)	Reading (dBuV)	Correction (dB/m)	Result (dBuV/m)	Limit (dBuV/m)	Margin (dB)	Remark
1	2836.000	39.53	-5.23	34.30	74.00	-39.70	peak
2	4638.000	39.26	-0.42	38.84	74.00	-35.16	peak
3*	7630.000	35.11	8.29	43.40	74.00	-30.60	peak

Band Edge

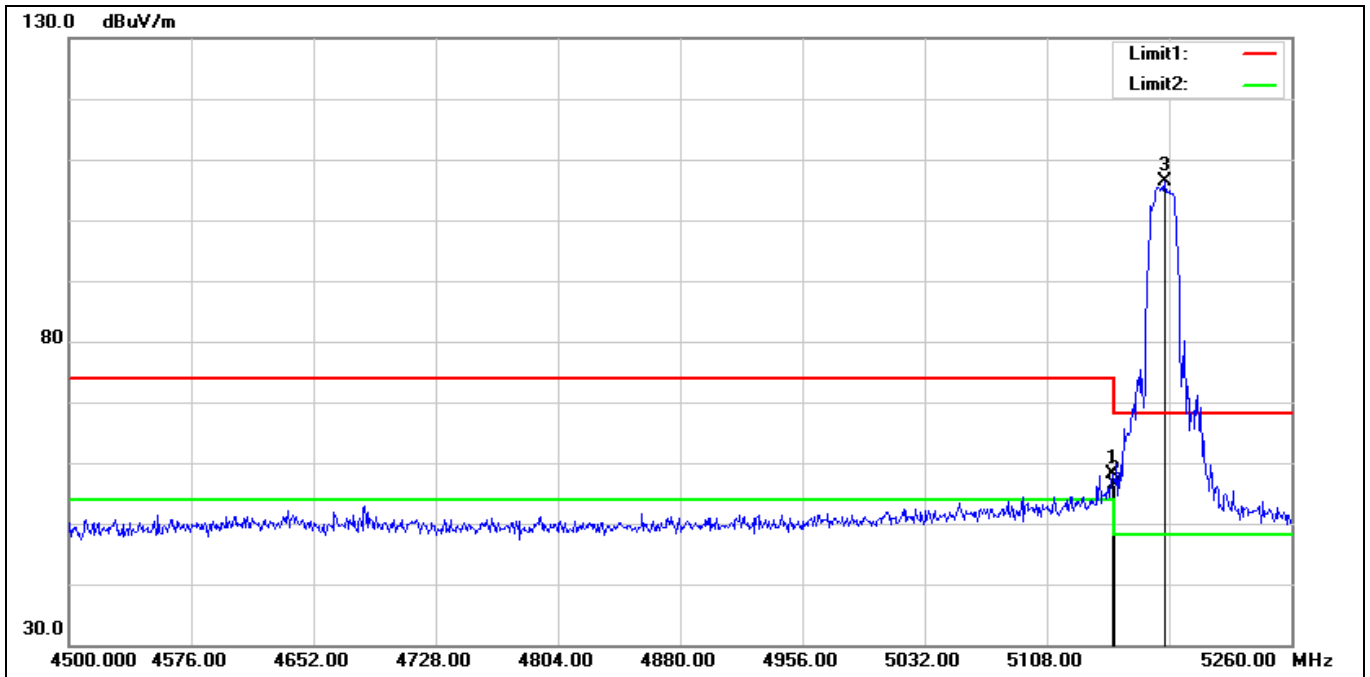
Peak

Standard:	Part 15E	Test Site:	966 Chamber
Polarization:	Horizontal		
Test Mode:	802.11a 5180 MHz		
Remark:			



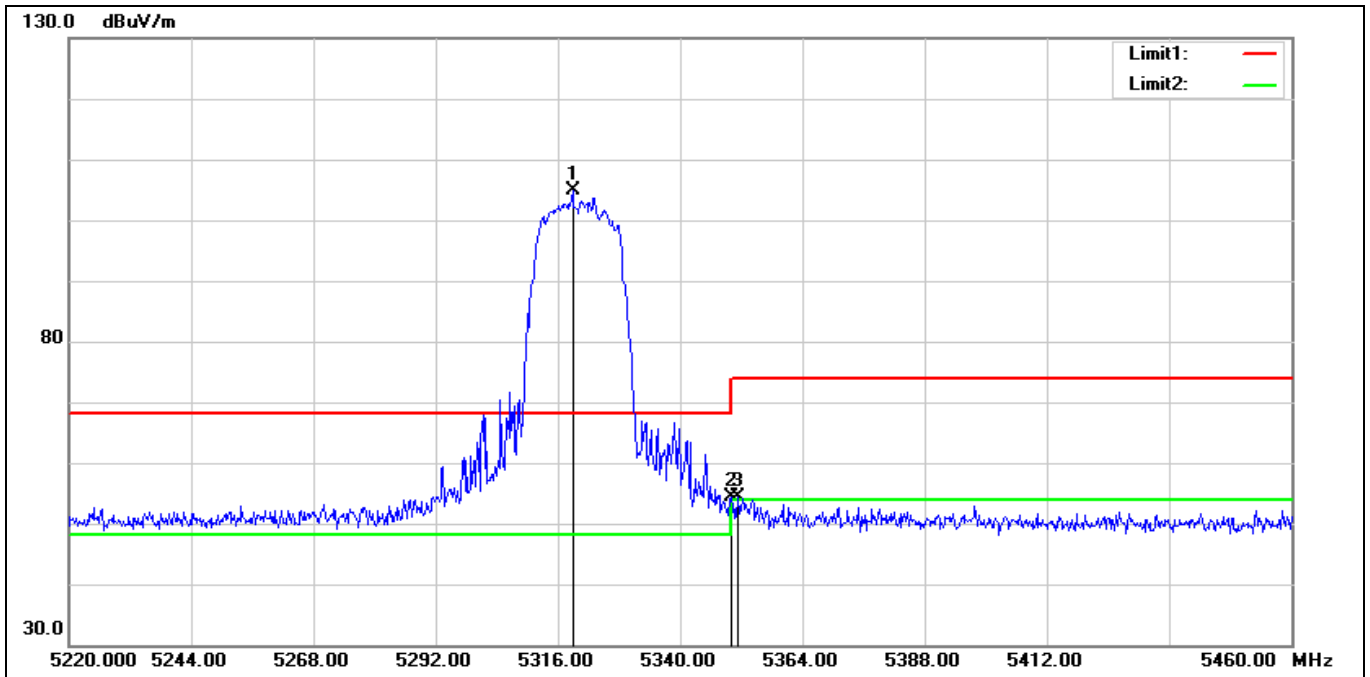
No.	Frequency (MHz)	Reading (dBuV)	Correction (dB/m)	Result (dBuV/m)	Limit (dBuV/m)	Margin (dB)	Remark
1	5145.240	57.69	1.41	59.10	74.00	-14.90	peak
2	5150.000	51.50	1.42	52.92	74.00	-21.08	peak
3*	5178.680	104.12	1.35	105.47	68.20	37.27	peak

Standard:	Part 15E	Test Site:	966 Chamber
Polarization:	Vertical		
Test Mode:	802.11a 5180 MHz		
Remark:			



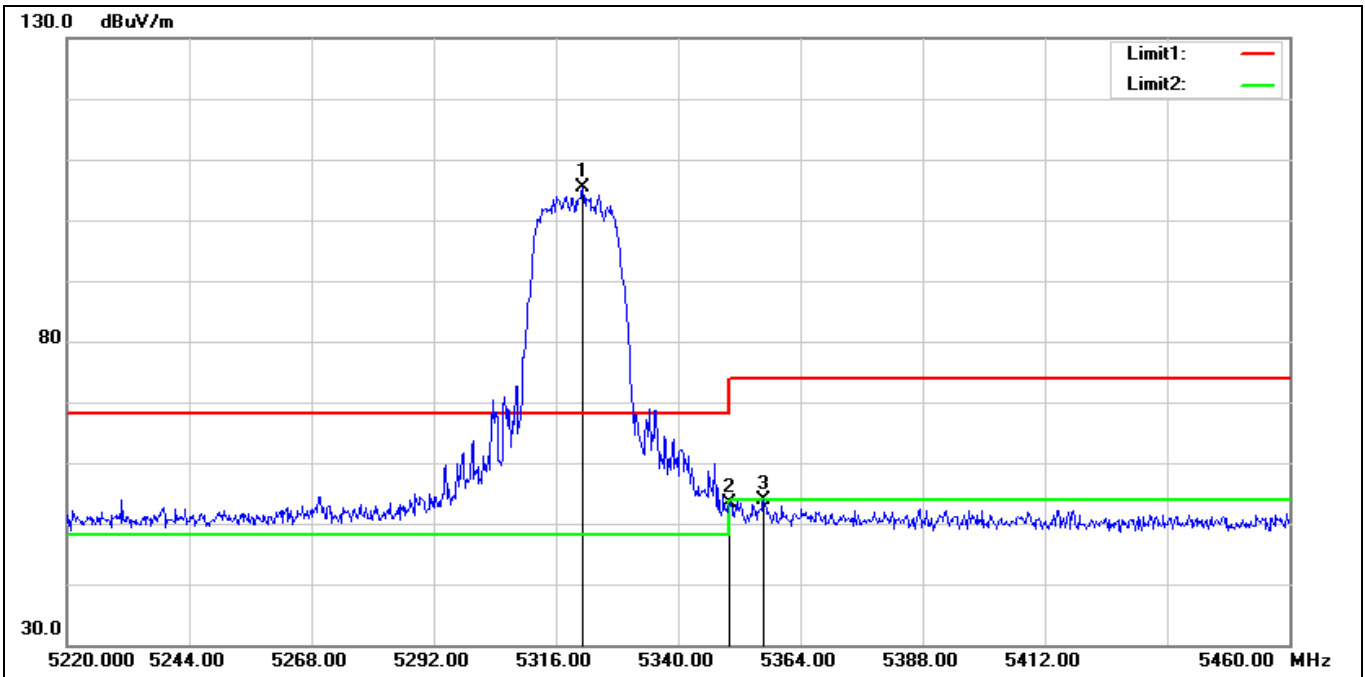
No.	Frequency (MHz)	Reading (dBuV)	Correction (dB/m)	Result (dBuV/m)	Limit (dBuV/m)	Margin (dB)	Remark
1	5149.040	56.76	1.42	58.18	74.00	-15.82	peak
2	5150.000	54.97	1.42	56.39	74.00	-17.61	peak
3*	5180.960	104.97	1.34	106.31	68.20	38.11	peak

Standard:	Part 15E	Test Site:	966 Chamber
Polarization:	Horizontal		
Test Mode:	802.11a 5320 MHz		
Remark:			



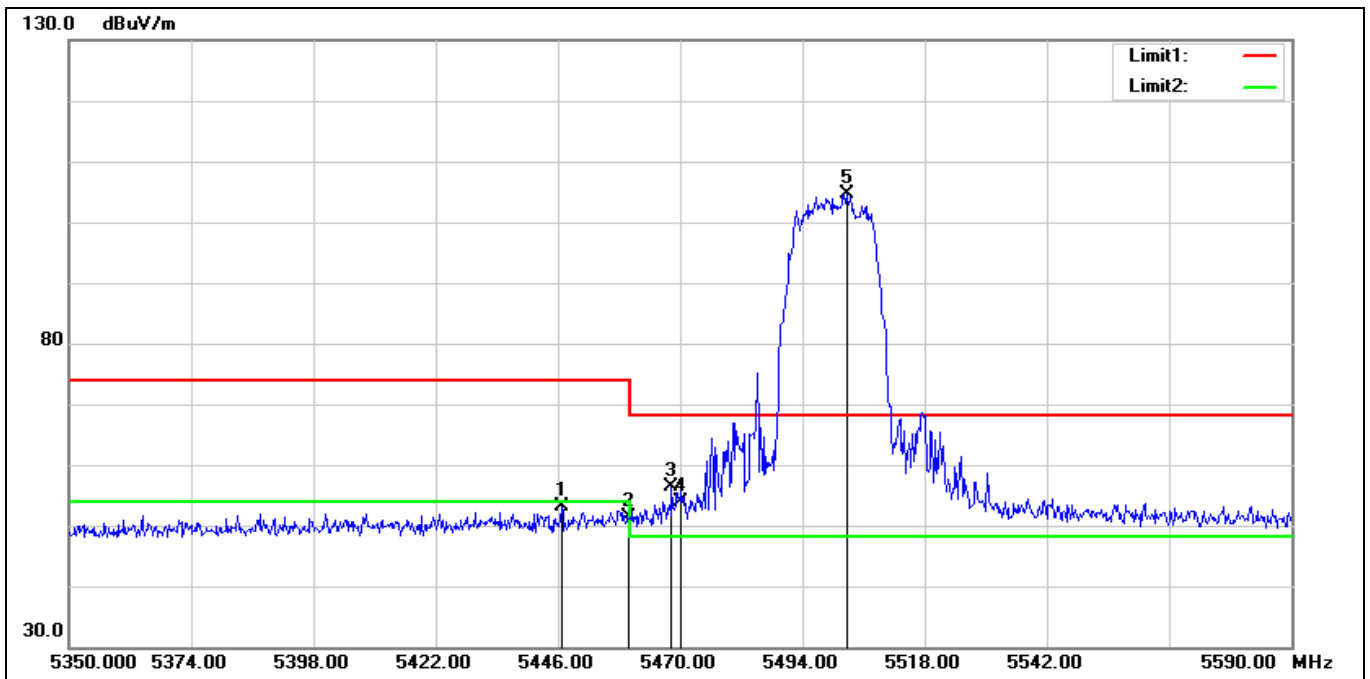
No.	Frequency (MHz)	Reading (dBuV)	Correction (dB/m)	Result (dBuV/m)	Limit (dBuV/m)	Margin (dB)	Remark
1*	5318.880	104.00	0.98	104.98	68.20	36.78	peak
2	5350.000	53.28	1.08	54.36	74.00	-19.64	peak
3	5351.280	53.20	1.09	54.29	74.00	-19.71	peak

Standard:	Part 15E	Test Site:	966 Chamber
Polarization:	Vertical		
Test Mode:	802.11a 5320 MHz		
Remark:			



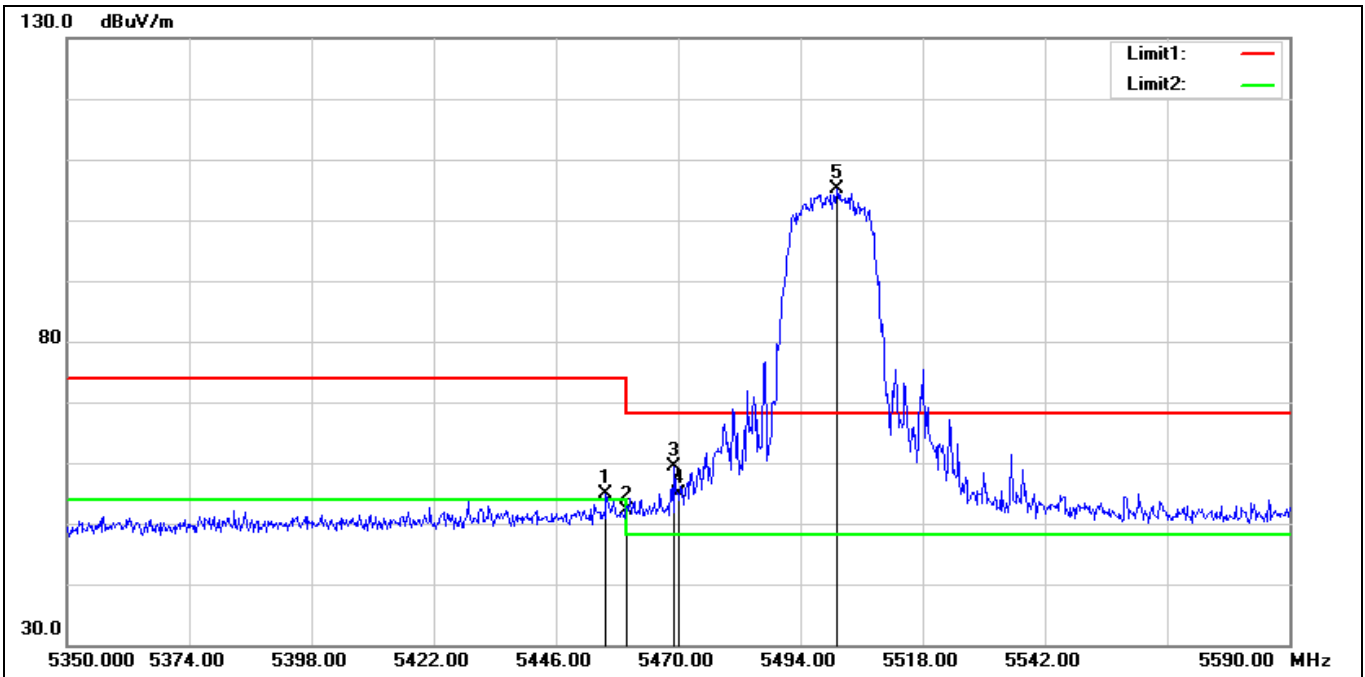
No.	Frequency (MHz)	Reading (dBuV)	Correction (dB/m)	Result (dBuV/m)	Limit (dBuV/m)	Margin (dB)	Remark
1*	5321.280	104.36	0.98	105.34	68.20	37.14	peak
2	5350.000	52.34	1.08	53.42	74.00	-20.58	peak
3	5356.800	52.66	1.14	53.80	74.00	-20.20	peak

Standard:	Part 15E	Test Site:	966 Chamber
Polarization:	Horizontal		
Test Mode:	802.11a 5500 MHz		
Remark:			



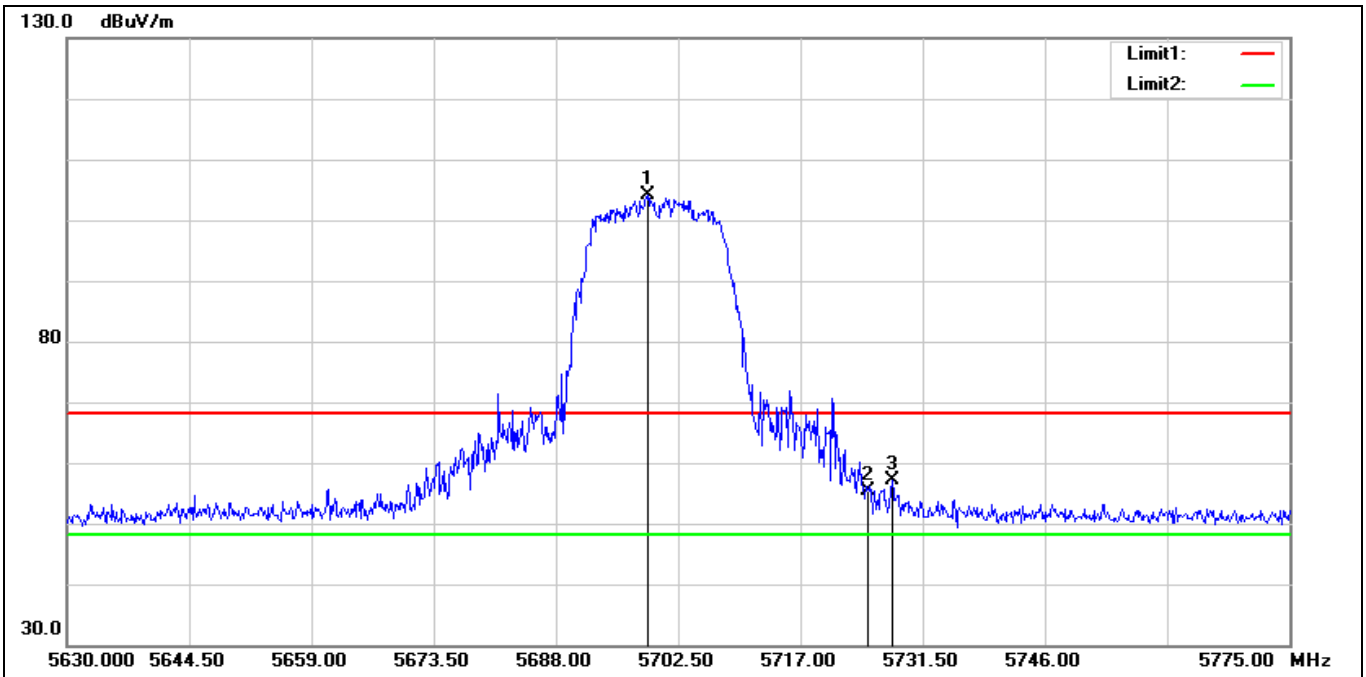
No.	Frequency (MHz)	Reading (dBuV)	Correction (dB/m)	Result (dBuV/m)	Limit (dBuV/m)	Margin (dB)	Remark
1	5446.720	51.48	1.70	53.18	74.00	-20.82	peak
2	5460.000	49.56	1.73	51.29	74.00	-22.71	peak
3	5468.320	54.68	1.74	56.42	68.20	-11.78	peak
4	5470.000	52.19	1.74	53.93	68.20	-14.27	peak
5*	5502.640	102.85	1.79	104.64	68.20	36.44	peak

Standard:	Part 15E	Test Site:	966 Chamber
Polarization:	Vertical		
Test Mode:	802.11a 5500 MHz		
Remark:			



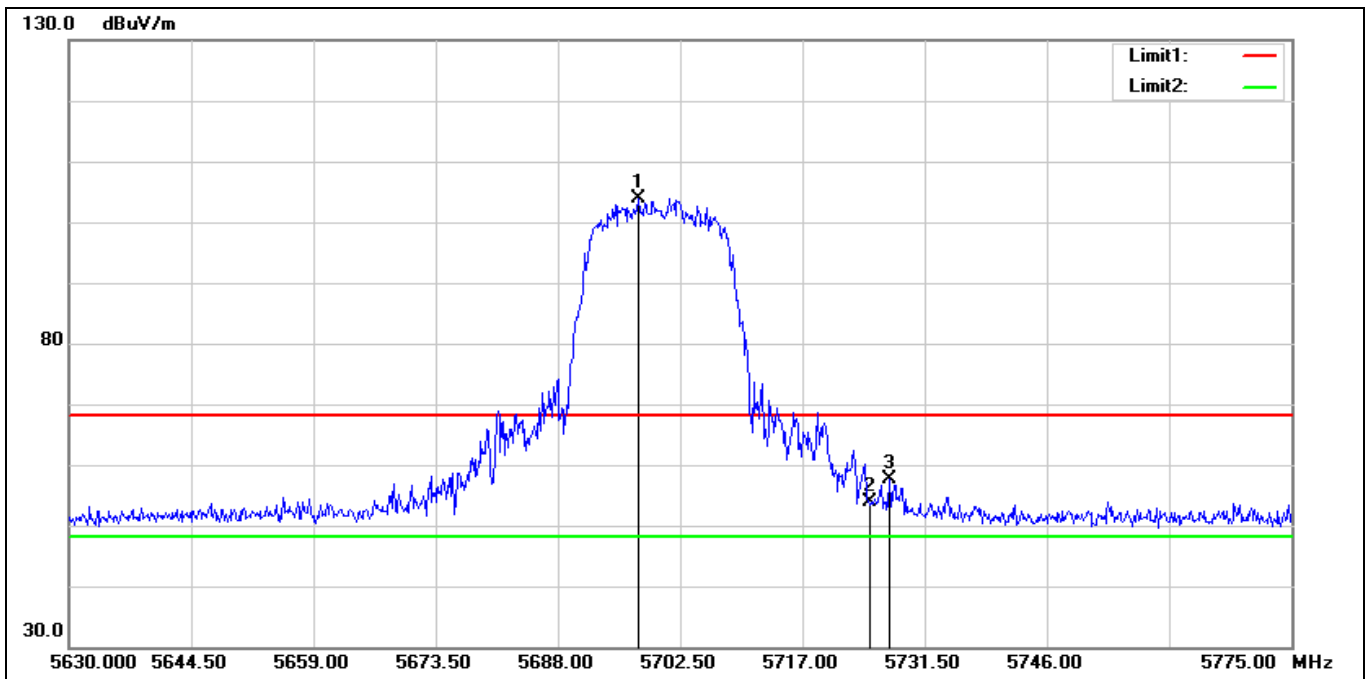
No.	Frequency (MHz)	Reading (dBuV)	Correction (dB/m)	Result (dBuV/m)	Limit (dBuV/m)	Margin (dB)	Remark
1	5455.840	53.24	1.72	54.96	74.00	-19.04	peak
2	5460.000	50.51	1.73	52.24	74.00	-21.76	peak
3	5469.280	57.56	1.74	59.30	68.20	-8.90	peak
4	5470.000	53.02	1.74	54.76	68.20	-13.44	peak
5*	5501.200	103.26	1.78	105.04	68.20	36.84	peak

Standard:	Part 15E	Test Site:	966 Chamber
Polarization:	Horizontal		
Test Mode:	802.11a 5700 MHz		
Remark:			



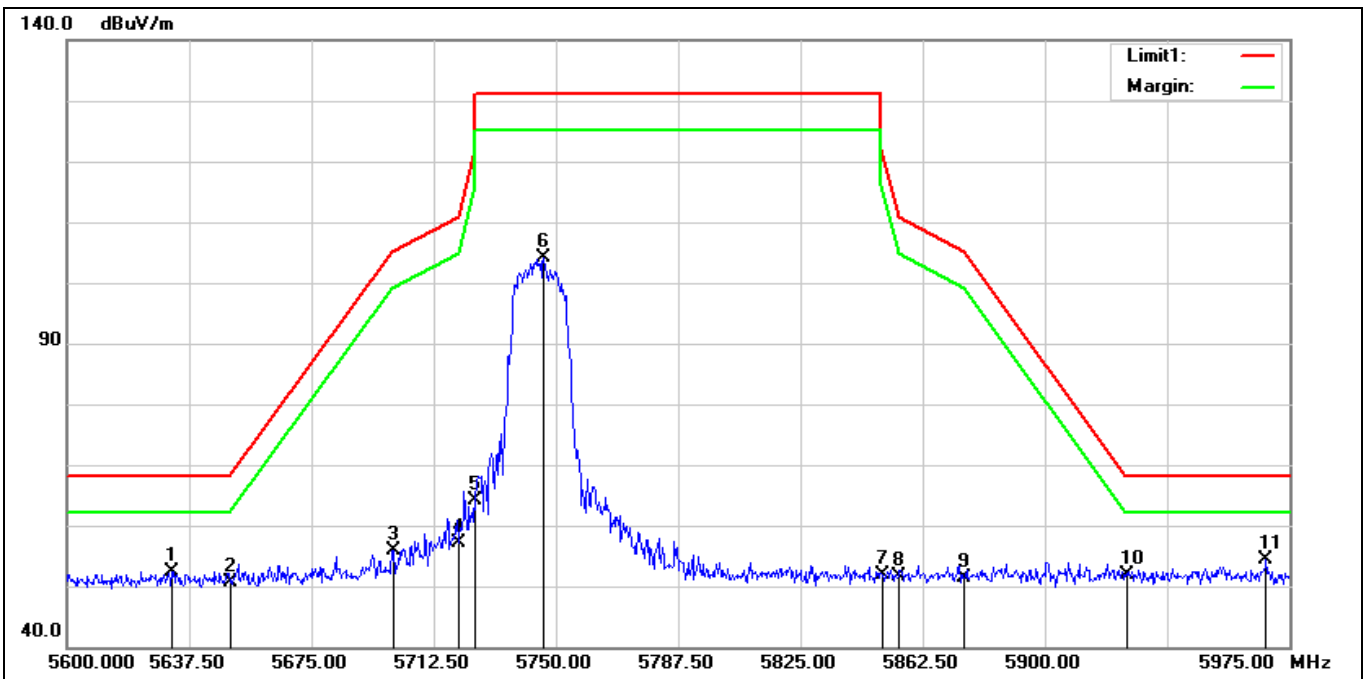
No.	Frequency (MHz)	Reading (dBuV)	Correction (dB/m)	Result (dBuV/m)	Limit (dBuV/m)	Margin (dB)	Remark
1*	5698.875	101.99	2.06	104.05	68.20	35.85	peak
2	5725.000	53.08	2.30	55.38	68.20	-12.82	peak
3	5727.875	54.74	2.32	57.06	68.20	-11.14	peak

Standard:	Part 15E	Test Site:	966 Chamber
Polarization:	Vertical		
Test Mode:	802.11a 5700 MHz		
Remark:			



No.	Frequency (MHz)	Reading (dBuV)	Correction (dB/m)	Result (dBuV/m)	Limit (dBuV/m)	Margin (dB)	Remark
1*	5697.570	101.92	2.06	103.98	68.20	35.78	peak
2	5725.000	51.69	2.30	53.99	68.20	-14.21	peak
3	5727.295	55.32	2.32	57.64	68.20	-10.56	peak

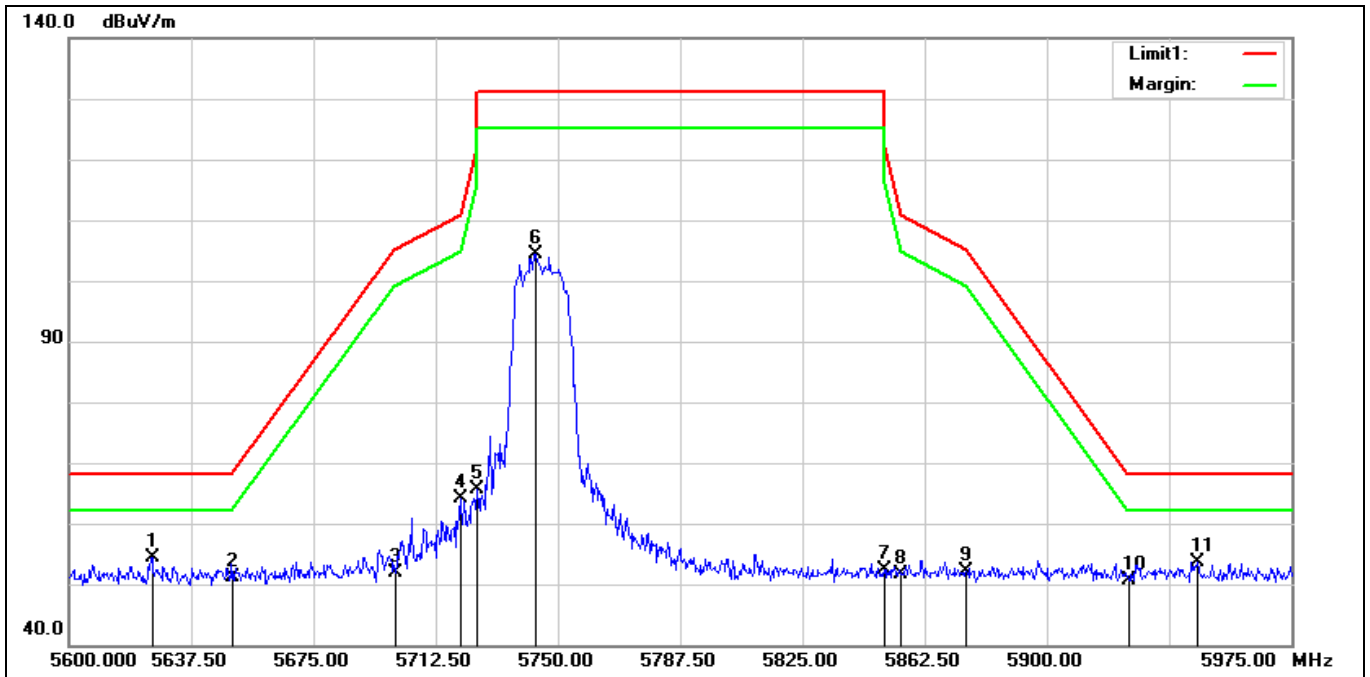
Standard:	Part 15E	Test Site:	966 Chamber
Polarization:	Horizontal		
Test Mode:	802.11a 5745 MHz		
Remark:			



Standard:	Part 15E	Test Site:	966 Chamber
Polarization:	Horizontal		
Test Mode:	802.11a 5745 MHz		
Remark:			

No.	Frequency (MHz)	Reading (dBuV)	Correction (dB/m)	Result (dBuV/m)	Limit (dBuV/m)	Margin (dB)	Remark
0	5632.250	50.51	1.95	52.46	68.20	-15.74	peak
1	5650.000	48.71	1.90	50.61	68.20	-17.59	peak
2	5700.000	53.83	2.06	55.89	105.20	-49.31	peak
3	5720.000	54.91	2.26	57.17	110.80	-53.63	peak
4	5725.000	61.84	2.30	64.14	122.20	-58.06	peak
5	5746.250	101.60	2.51	104.11	131.20	-27.09	peak
6	5850.000	48.96	2.98	51.94	122.20	-70.26	peak
7	5855.000	48.61	3.01	51.62	110.80	-59.18	peak
8	5875.000	48.38	3.07	51.45	105.20	-53.75	peak
9	5925.000	48.68	3.10	51.78	68.20	-16.42	peak
10*	5967.875	51.32	3.13	54.45	68.20	-13.75	peak

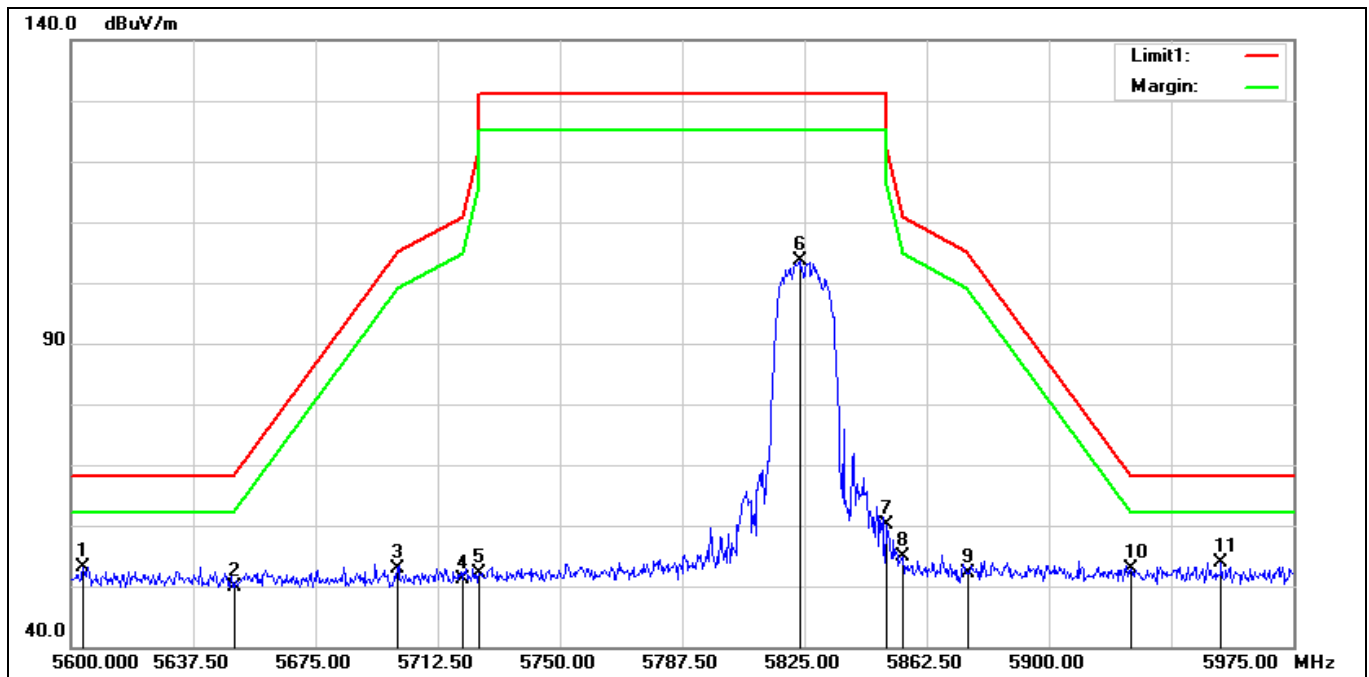
Standard:	Part 15E	Test Site:	966 Chamber
Polarization:	Vertical		
Test Mode:	802.11a 5745 MHz		
Remark:			



Standard:	Part 15E	Test Site:	966 Chamber
Polarization:	Vertical		
Test Mode:	802.11a 5745 MHz		
Remark:			

No.	Frequency (MHz)	Reading (dBuV)	Correction (dB/m)	Result (dBuV/m)	Limit (dBuV/m)	Margin (dB)	Remark
0*	5625.500	52.52	1.96	54.48	68.20	-13.72	peak
1	5650.000	49.23	1.90	51.13	68.20	-17.07	peak
2	5700.000	49.85	2.06	51.91	105.20	-53.29	peak
3	5720.000	61.86	2.26	64.12	110.80	-46.68	peak
4	5725.000	63.35	2.30	65.65	122.20	-56.55	peak
5	5743.250	101.94	2.49	104.43	131.20	-26.77	peak
6	5850.000	49.49	2.98	52.47	122.20	-69.73	peak
7	5855.000	48.58	3.01	51.59	110.80	-59.21	peak
8	5875.000	48.95	3.07	52.02	105.20	-53.18	peak
9	5925.000	47.60	3.10	50.70	68.20	-17.50	peak
10	5946.125	50.65	3.04	53.69	68.20	-14.51	peak

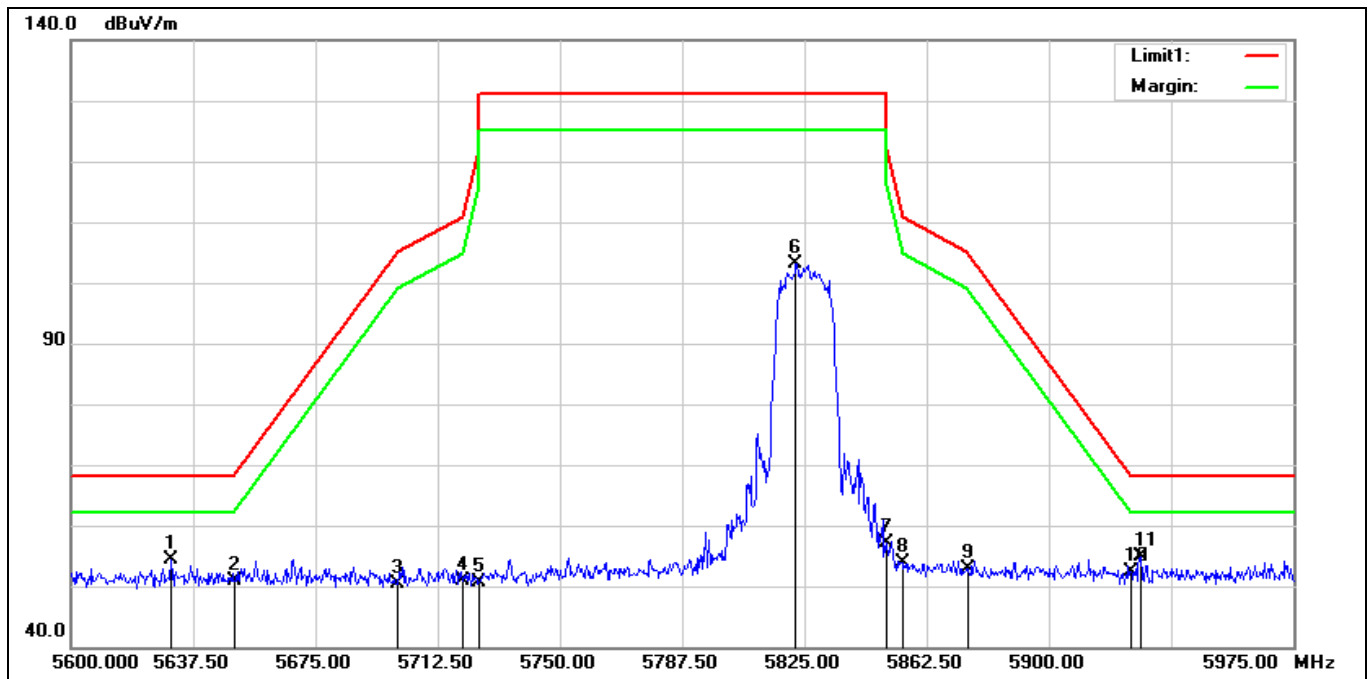
Standard:	Part 15E	Test Site:	966 Chamber
Polarization:	Horizontal		
Test Mode:	802.11a 5825 MHz		
Remark:			



Standard:	Part 15E	Test Site:	966 Chamber
Polarization:	Horizontal		
Test Mode:	802.11a 5825 MHz		
Remark:			

No.	Frequency (MHz)	Reading (dBuV)	Correction (dB/m)	Result (dBuV/m)	Limit (dBuV/m)	Margin (dB)	Remark
0	5603.750	51.12	2.01	53.13	68.20	-15.07	peak
1	5650.000	47.99	1.90	49.89	68.20	-18.31	peak
2	5700.000	50.82	2.06	52.88	105.20	-52.32	peak
3	5720.000	48.99	2.26	51.25	110.80	-59.55	peak
4	5725.000	49.94	2.30	52.24	122.20	-69.96	peak
5	5823.500	100.62	2.89	103.51	131.20	-27.69	peak
6	5850.000	57.22	2.98	60.20	122.20	-62.00	peak
7	5855.000	51.86	3.01	54.87	110.80	-55.93	peak
8	5875.000	49.05	3.07	52.12	105.20	-53.08	peak
9	5925.000	49.78	3.10	52.88	68.20	-15.32	peak
10*	5952.875	50.93	3.05	53.98	68.20	-14.22	peak

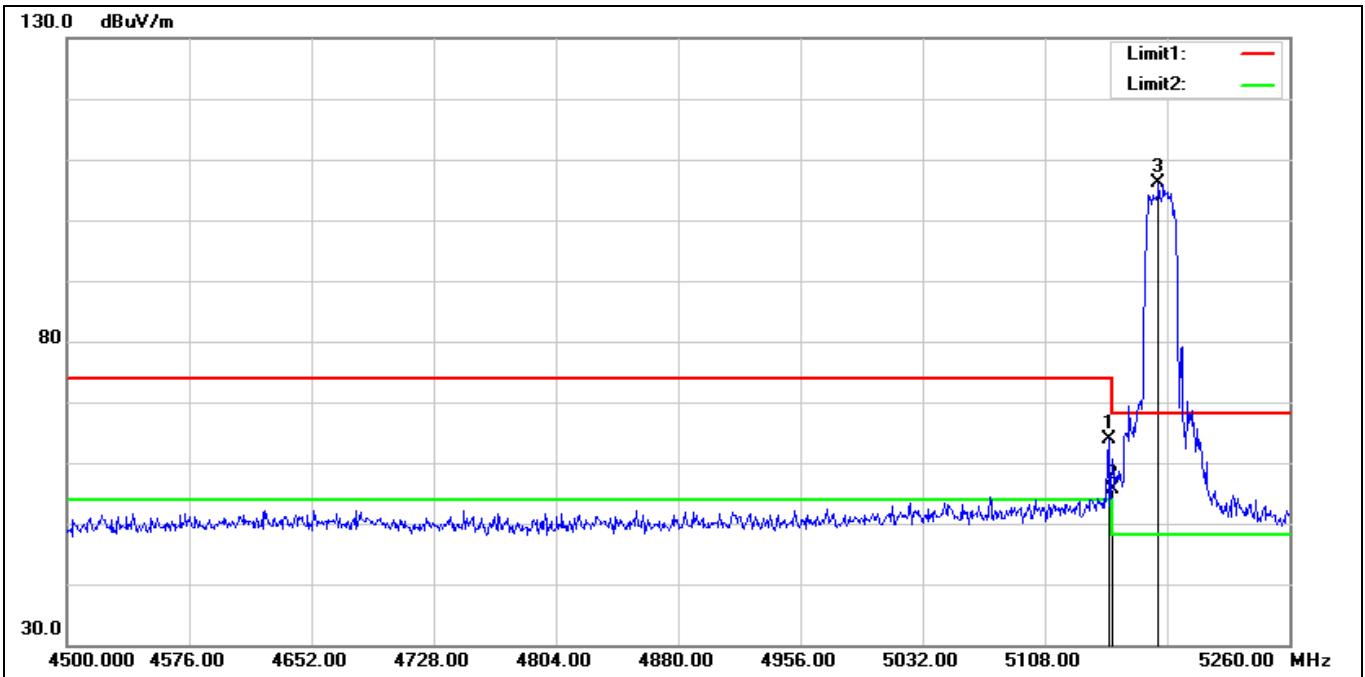
Standard:	Part 15E	Test Site:	966 Chamber
Polarization:	Vertical		
Test Mode:	802.11a 5825 MHz		
Remark:			



Standard:	Part 15E	Test Site:	966 Chamber
Polarization:	Vertical		
Test Mode:	802.11a 5825 MHz		
Remark:			

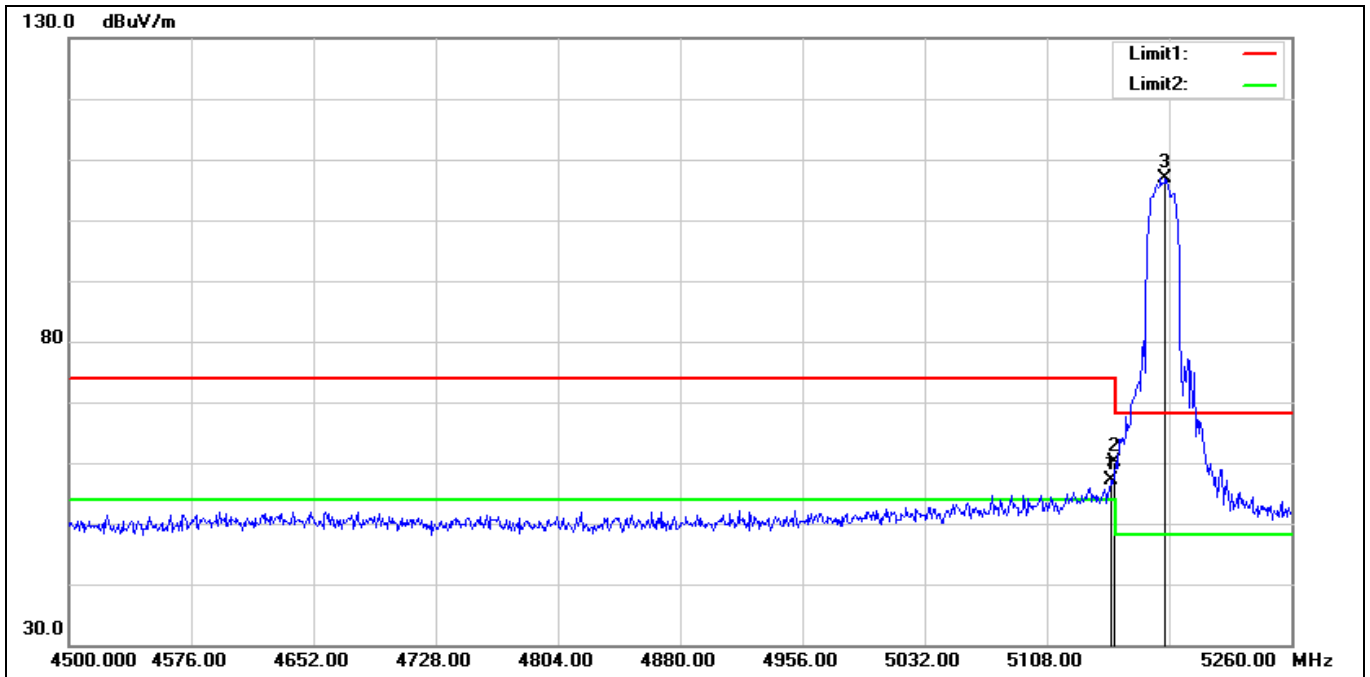
No.	Frequency (MHz)	Reading (dBuV)	Correction (dB/m)	Result (dBuV/m)	Limit (dBuV/m)	Margin (dB)	Remark
0	5630.750	52.37	1.94	54.31	68.20	-13.89	peak
1	5650.000	48.91	1.90	50.81	68.20	-17.39	peak
2	5700.000	48.39	2.06	50.45	105.20	-54.75	peak
3	5720.000	48.74	2.26	51.00	110.80	-59.80	peak
4	5725.000	48.45	2.30	50.75	122.20	-71.45	peak
5	5822.375	100.30	2.88	103.18	131.20	-28.02	peak
6	5850.000	54.03	2.98	57.01	122.20	-65.19	peak
7	5855.000	50.79	3.01	53.80	110.80	-57.00	peak
8	5875.000	49.72	3.07	52.79	105.20	-52.41	peak
9	5925.000	49.18	3.10	52.28	68.20	-15.92	peak
10*	5928.125	51.81	3.09	54.90	68.20	-13.30	peak

Standard:	Part 15E	Test Site:	966 Chamber
Polarization:	Horizontal		
Test Mode:	802.11ac VHT20 5180 MHz		
Remark:			



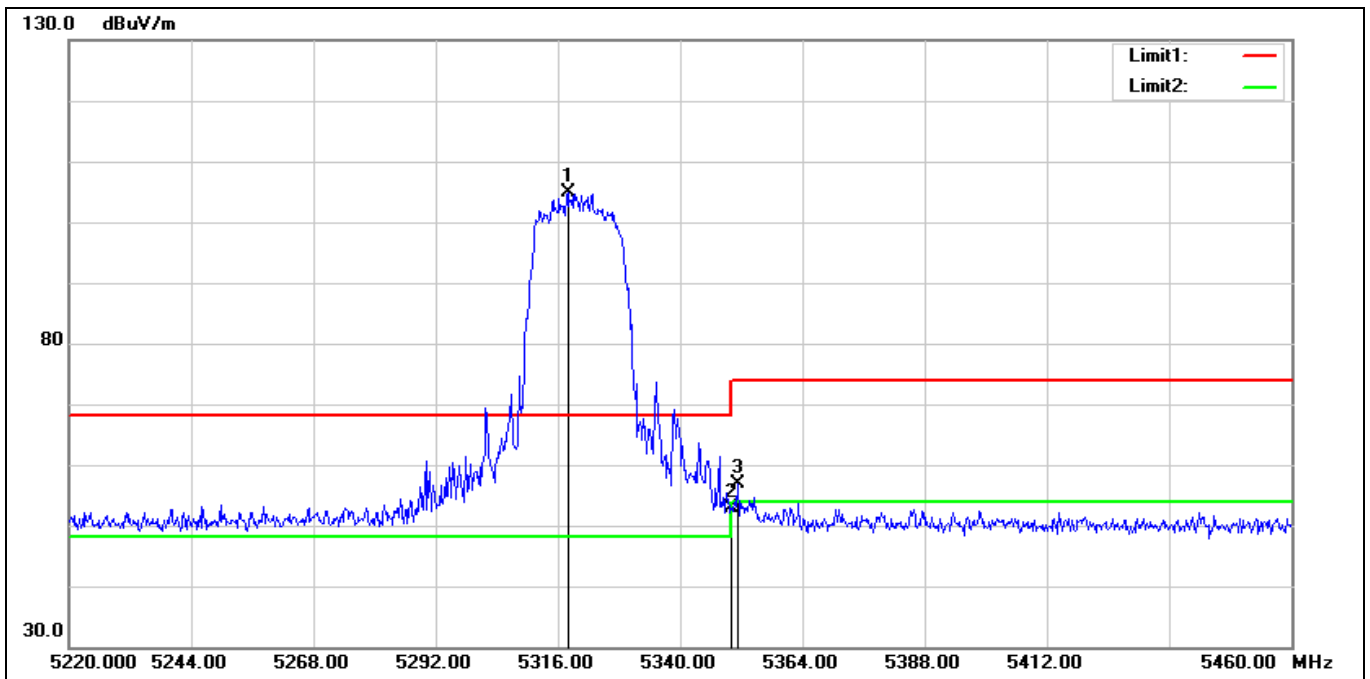
No.	Frequency (MHz)	Reading (dBuV)	Correction (dB/m)	Result (dBuV/m)	Limit (dBuV/m)	Margin (dB)	Remark
1	5147.520	62.49	1.42	63.91	74.00	-10.09	peak
2	5150.000	54.30	1.42	55.72	74.00	-18.28	peak
3*	5178.680	104.72	1.35	106.07	68.20	37.87	peak

Standard:	Part 15E	Test Site:	966 Chamber
Polarization:	Vertical		
Test Mode:	802.11ac VHT20 5180 MHz		
Remark:			



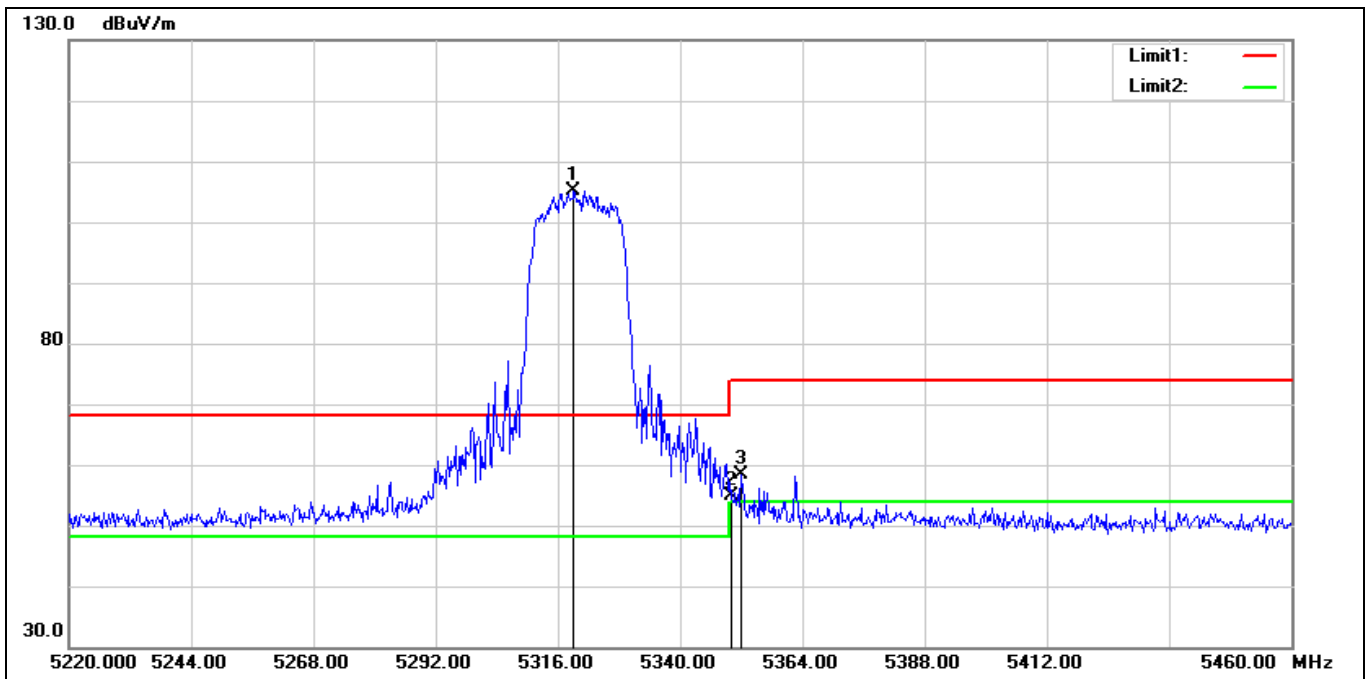
No.	Frequency (MHz)	Reading (dBuV)	Correction (dB/m)	Result (dBuV/m)	Limit (dBuV/m)	Margin (dB)	Remark
1	5148.280	55.71	1.42	57.13	74.00	-16.87	peak
2	5150.000	58.77	1.42	60.19	74.00	-13.81	peak
3*	5181.720	105.51	1.33	106.84	68.20	38.64	peak

Standard:	Part 15E	Test Site:	966 Chamber
Polarization:	Horizontal		
Test Mode:	802.11ac VHT20 5320 MHz		
Remark:			



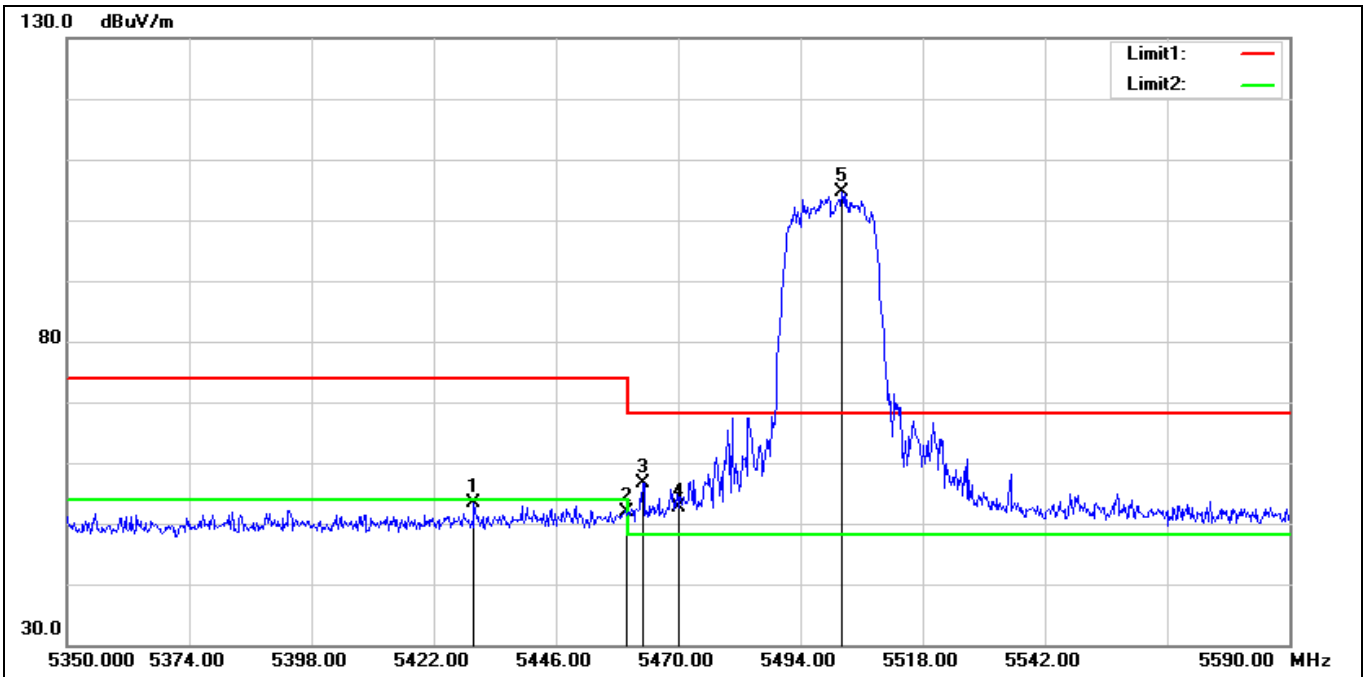
No.	Frequency (MHz)	Reading (dBuV)	Correction (dB/m)	Result (dBuV/m)	Limit (dBuV/m)	Margin (dB)	Remark
1*	5317.920	103.91	0.98	104.89	68.20	36.69	peak
2	5350.000	51.88	1.08	52.96	74.00	-21.04	peak
3	5351.280	55.80	1.09	56.89	74.00	-17.11	peak

Standard:	Part 15E	Test Site:	966 Chamber
Polarization:	Vertical		
Test Mode:	802.11ac VHT20 5320 MHz		
Remark:			



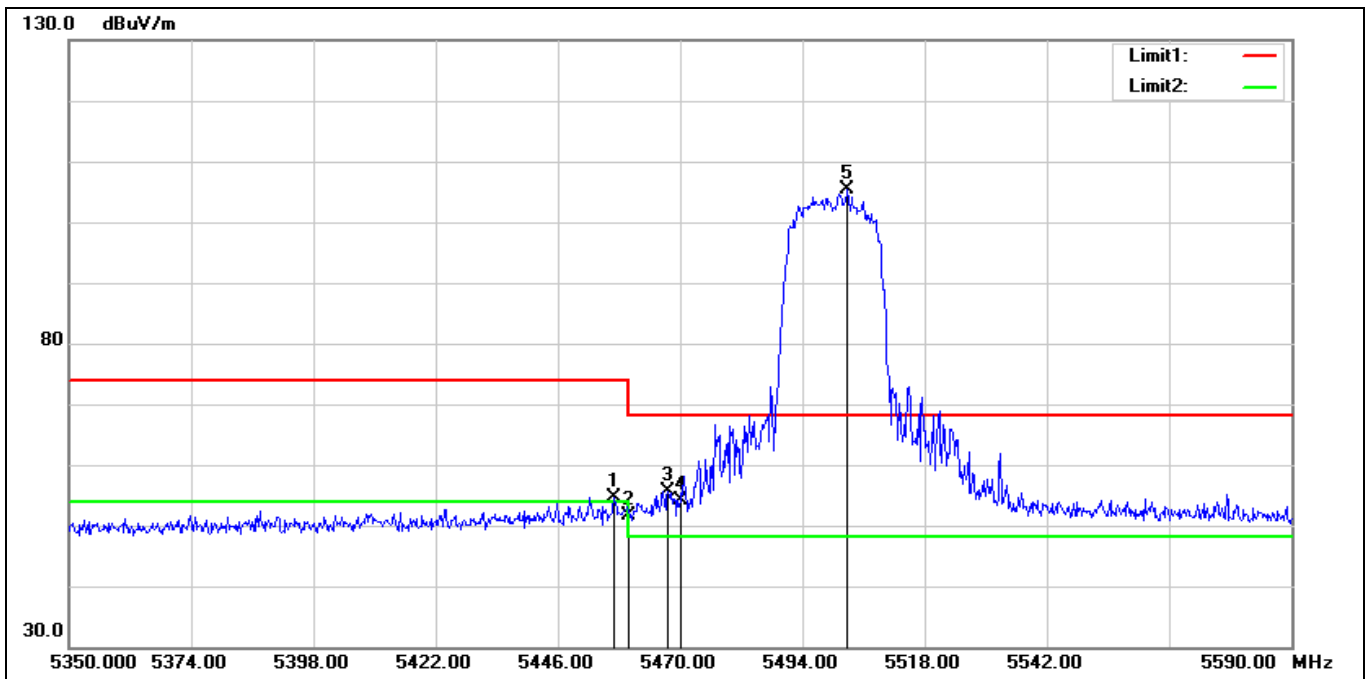
No.	Frequency (MHz)	Reading (dBuV)	Correction (dB/m)	Result (dBuV/m)	Limit (dBuV/m)	Margin (dB)	Remark
1*	5319.120	104.14	0.98	105.12	68.20	36.92	peak
2	5350.000	53.68	1.08	54.76	74.00	-19.24	peak
3	5352.000	57.22	1.10	58.32	74.00	-15.68	peak

Standard:	Part 15E	Test Site:	966 Chamber
Polarization:	Horizontal		
Test Mode:	802.11ac VHT20 5500 MHz		
Remark:			



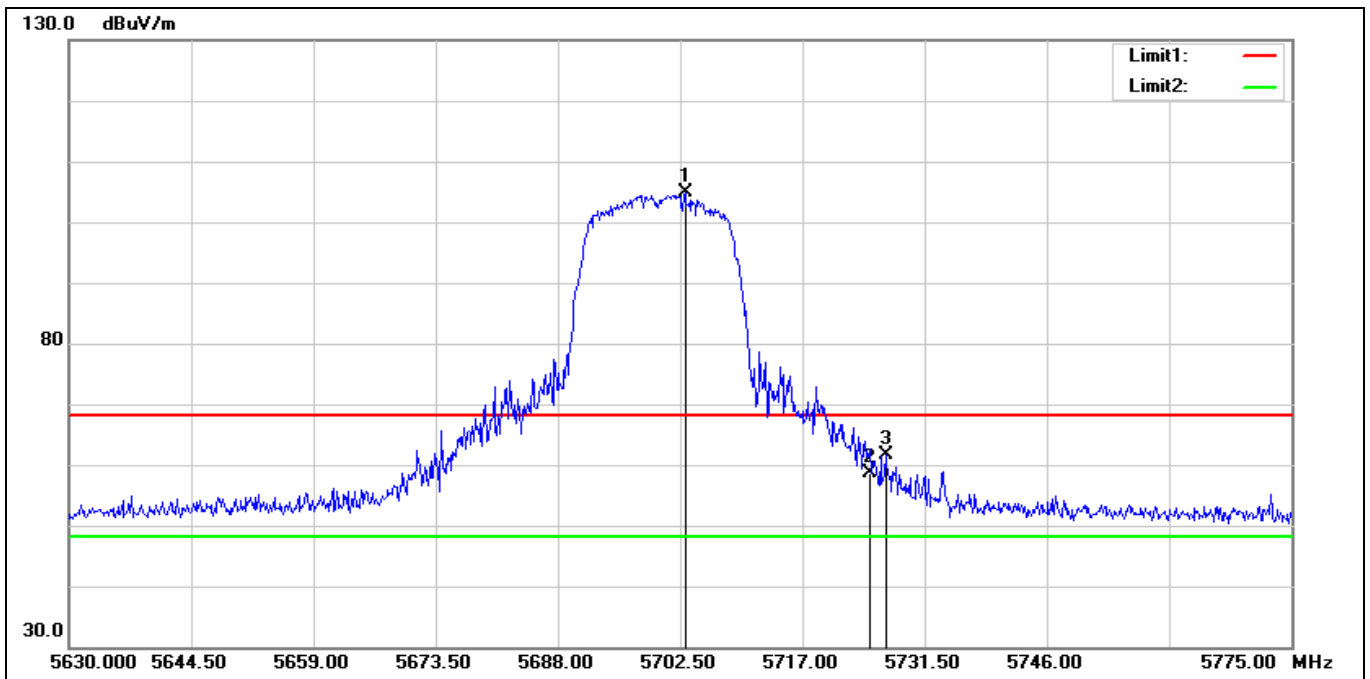
No.	Frequency (MHz)	Reading (dBuV)	Correction (dB/m)	Result (dBuV/m)	Limit (dBuV/m)	Margin (dB)	Remark
1	5429.920	51.62	1.65	53.27	74.00	-20.73	peak
2	5460.000	50.10	1.73	51.83	74.00	-22.17	peak
3	5463.040	54.87	1.73	56.60	68.20	-11.60	peak
4	5470.000	50.94	1.74	52.68	68.20	-15.52	peak
5*	5502.160	102.76	1.79	104.55	68.20	36.35	peak

Standard:	Part 15E	Test Site:	966 Chamber
Polarization:	Vertical		
Test Mode:	802.11ac VHT20 5500 MHz		
Remark:			



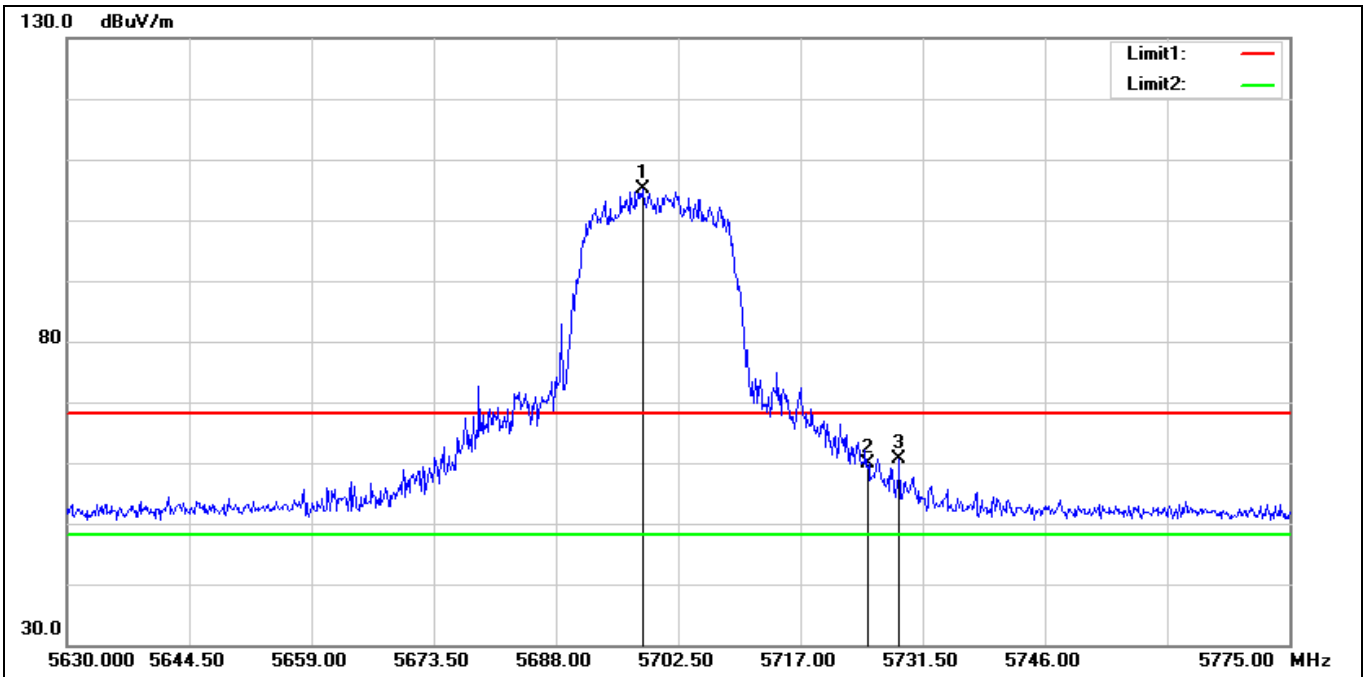
No.	Frequency (MHz)	Reading (dBuV)	Correction (dB/m)	Result (dBuV/m)	Limit (dBuV/m)	Margin (dB)	Remark
1	5457.040	53.03	1.72	54.75	74.00	-19.25	peak
2	5460.000	49.94	1.73	51.67	74.00	-22.33	peak
3	5467.600	54.01	1.74	55.75	68.20	-12.45	peak
4	5470.000	52.39	1.74	54.13	68.20	-14.07	peak
5*	5502.880	103.50	1.79	105.29	68.20	37.09	peak

Standard:	Part 15E	Test Site:	966 Chamber
Polarization:	Horizontal		
Test Mode:	802.11ac VHT20 5700 MHz		
Remark:			



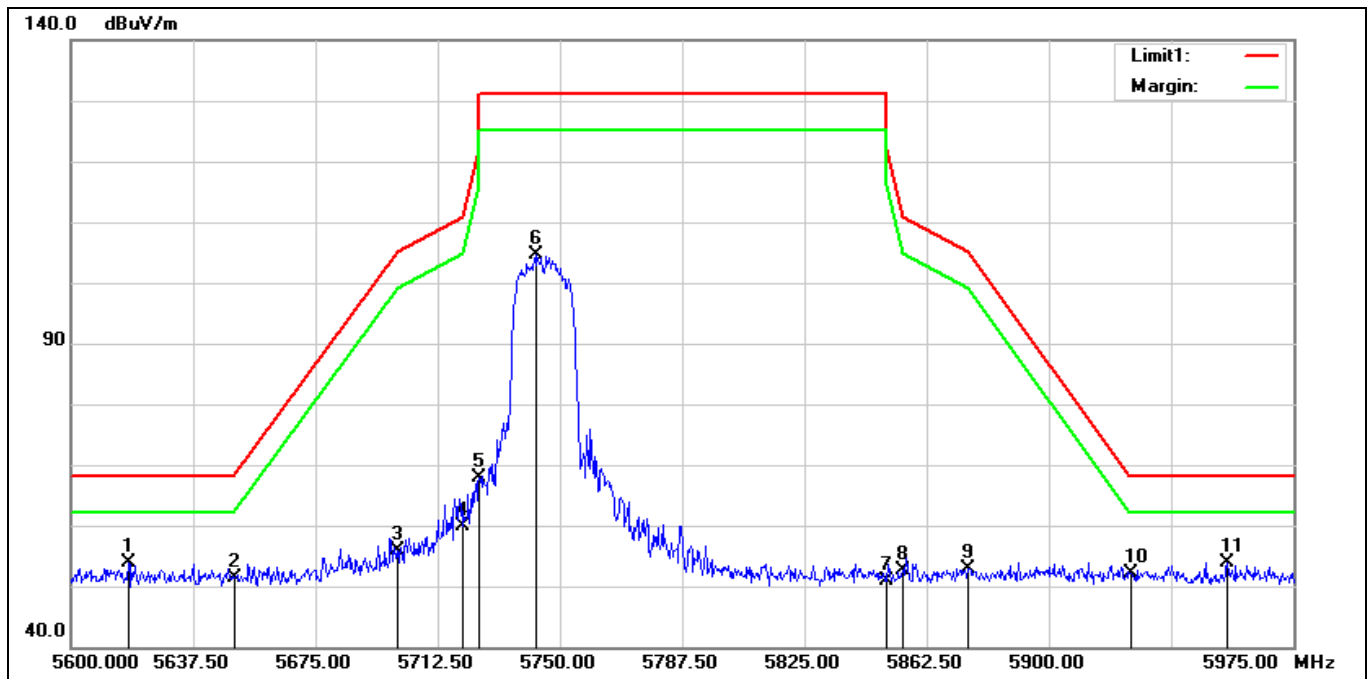
No.	Frequency (MHz)	Reading (dBuV)	Correction (dB/m)	Result (dBuV/m)	Limit (dBuV/m)	Margin (dB)	Remark
1*	5703.080	102.75	2.10	104.85	68.20	36.65	peak
2	5725.000	56.28	2.30	58.58	68.20	-9.62	peak
3	5726.860	59.41	2.31	61.72	68.20	-6.48	peak

Standard:	Part 15E	Test Site:	966 Chamber
Polarization:	Vertical		
Test Mode:	802.11ac VHT20 5700 MHz		
Remark:			



No.	Frequency (MHz)	Reading (dBuV)	Correction (dB/m)	Result (dBuV/m)	Limit (dBuV/m)	Margin (dB)	Remark
1*	5698.295	103.07	2.06	105.13	68.20	36.93	peak
2	5725.000	57.46	2.30	59.76	68.20	-8.44	peak
3	5728.745	58.33	2.33	60.66	68.20	-7.54	peak

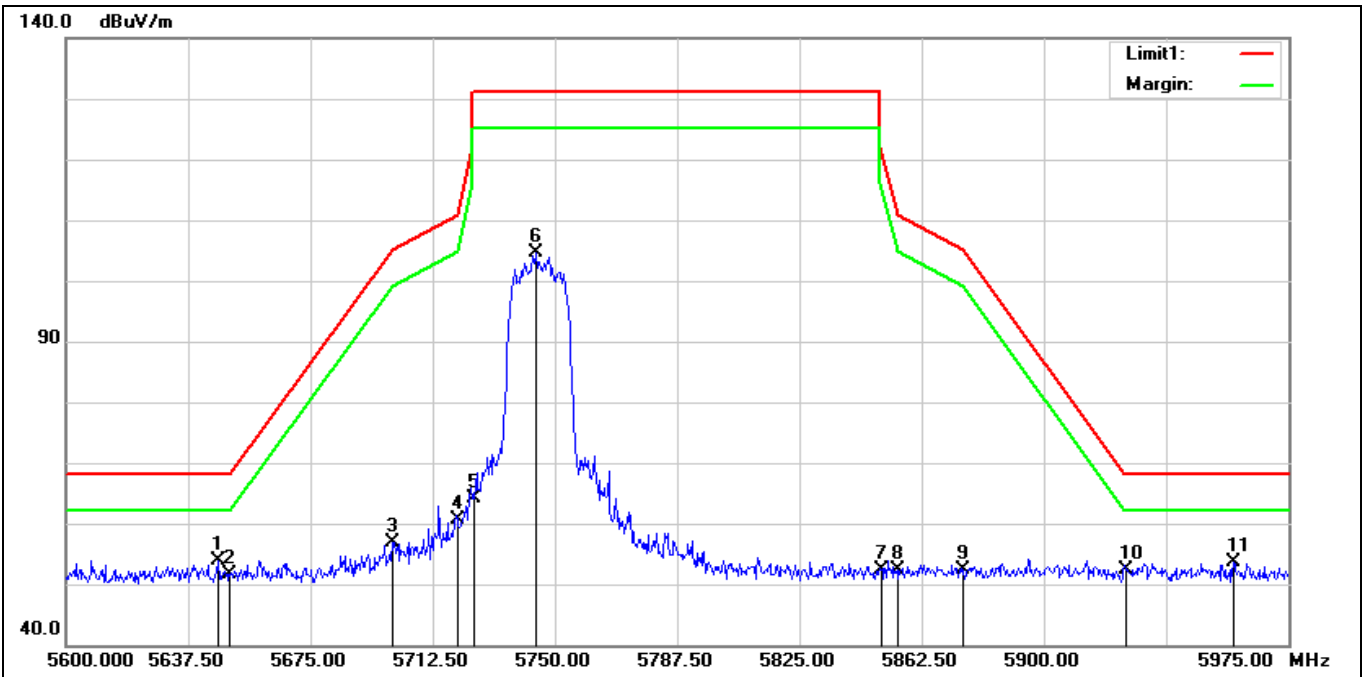
Standard:	Part 15E	Test Site:	966 Chamber
Polarization:	Horizontal		
Test Mode:	802.11ac VHT20 5745 MHz		
Remark:			



Standard:	Part 15E	Test Site:	966 Chamber
Polarization:	Horizontal		
Test Mode:	802.11ac VHT20 5745 MHz		
Remark:			

No.	Frequency (MHz)	Reading (dBuV)	Correction (dB/m)	Result (dBuV/m)	Limit (dBuV/m)	Margin (dB)	Remark
0*	5617.625	52.02	1.97	53.99	68.20	-14.21	peak
1	5650.000	49.48	1.90	51.38	68.20	-16.82	peak
2	5700.000	53.81	2.06	55.87	105.20	-49.33	peak
3	5720.000	57.62	2.26	59.88	110.80	-50.92	peak
4	5725.000	65.64	2.30	67.94	122.20	-54.26	peak
5	5742.875	102.10	2.46	104.56	131.20	-26.64	peak
6	5850.000	47.81	2.98	50.79	122.20	-71.41	peak
7	5855.000	49.56	3.01	52.57	110.80	-58.23	peak
8	5875.000	49.88	3.07	52.95	105.20	-52.25	peak
9	5925.000	48.95	3.10	52.05	68.20	-16.15	peak
10	5954.750	50.81	3.06	53.87	68.20	-14.33	peak

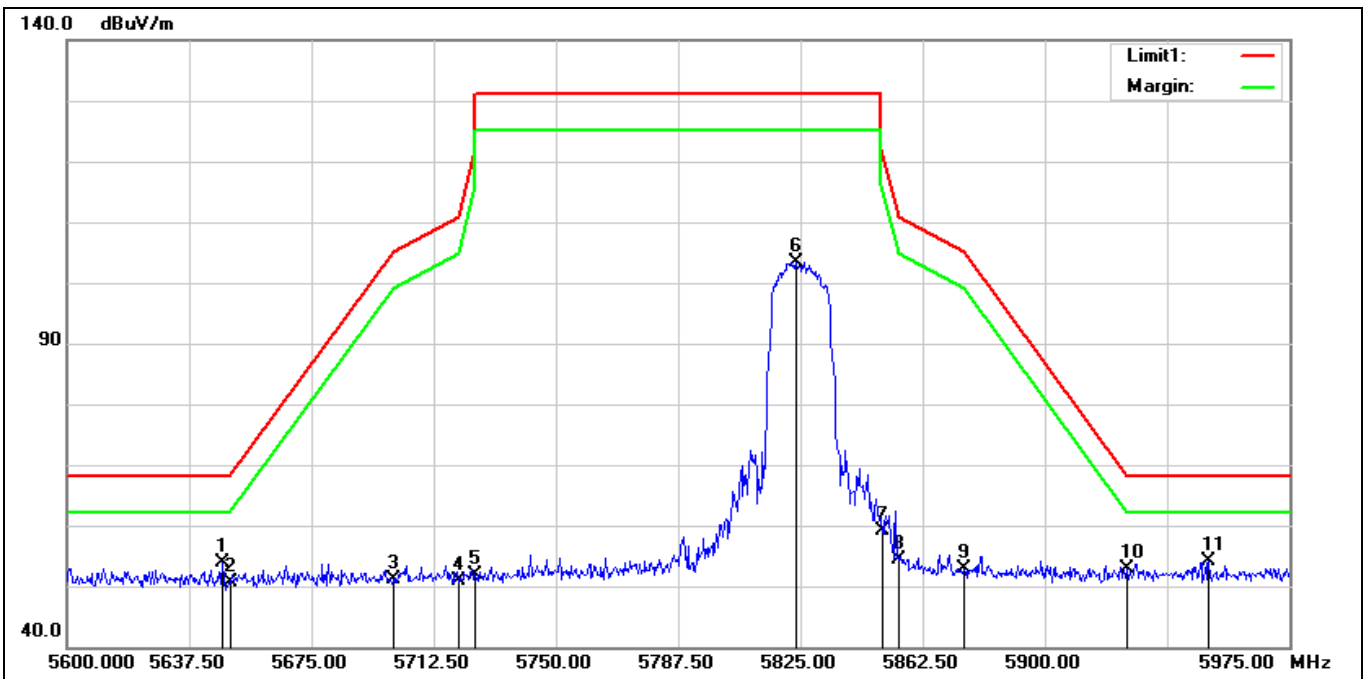
Standard:	Part 15E	Test Site:	966 Chamber
Polarization:	Vertical		
Test Mode:	802.11ac VHT20 5745 MHz		
Remark:			



Standard:	Part 15E	Test Site:	966 Chamber
Polarization:	Vertical		
Test Mode:	802.11ac VHT20 5745 MHz		
Remark:			

No.	Frequency (MHz)	Reading (dBuV)	Correction (dB/m)	Result (dBuV/m)	Limit (dBuV/m)	Margin (dB)	Remark
0*	5646.500	52.05	1.91	53.96	68.20	-14.24	peak
1	5650.000	49.75	1.90	51.65	68.20	-16.55	peak
2	5700.000	54.89	2.06	56.95	105.20	-48.25	peak
3	5720.000	58.25	2.26	60.51	110.80	-50.29	peak
4	5725.000	61.90	2.30	64.20	122.20	-58.00	peak
5	5744.000	102.16	2.49	104.65	131.20	-26.55	peak
6	5850.000	49.42	2.98	52.40	122.20	-69.80	peak
7	5855.000	49.33	3.01	52.34	110.80	-58.46	peak
8	5875.000	49.19	3.07	52.26	105.20	-52.94	peak
9	5925.000	49.37	3.10	52.47	68.20	-15.73	peak
10	5958.125	50.46	3.07	53.53	68.20	-14.67	peak

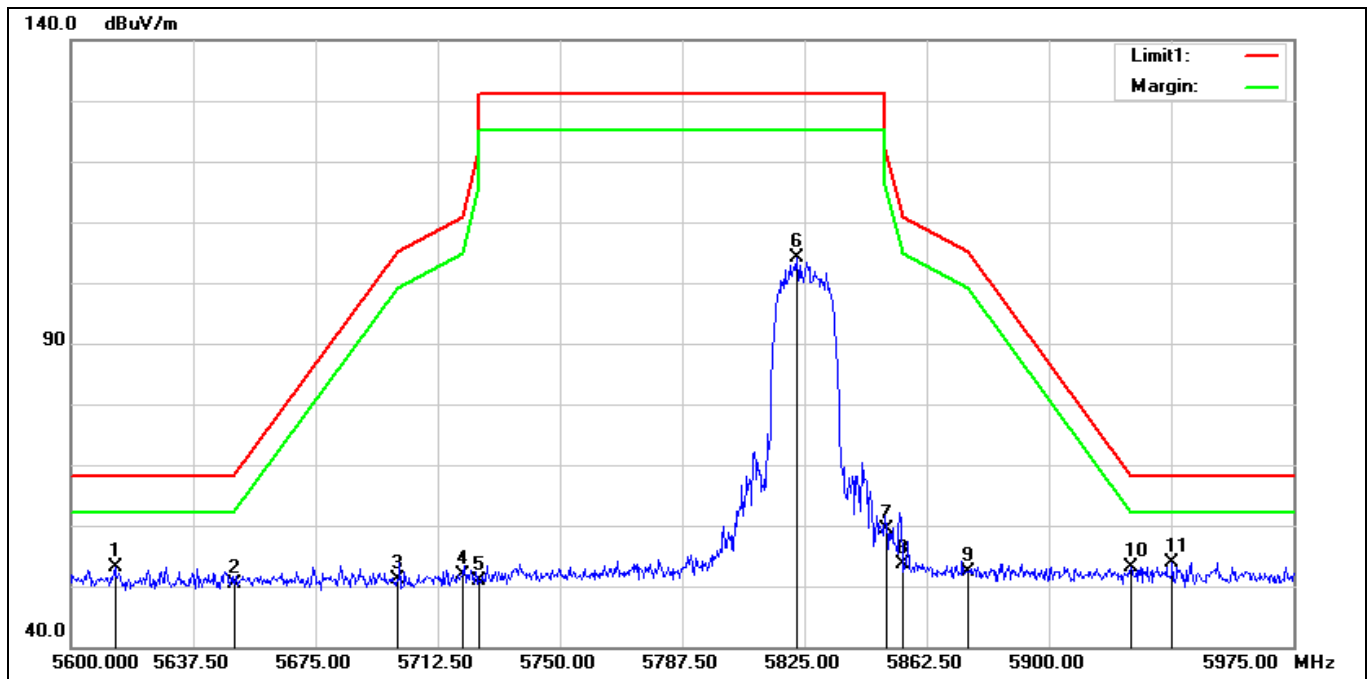
Standard:	Part 15E	Test Site:	966 Chamber
Polarization:	Horizontal		
Test Mode:	802.11ac VHT20 5825 MHz		
Remark:			



Standard:	Part 15E	Test Site:	966 Chamber
Polarization:	Horizontal		
Test Mode:	802.11ac VHT20 5825 MHz		
Remark:			

No.	Frequency (MHz)	Reading (dBuV)	Correction (dB/m)	Result (dBuV/m)	Limit (dBuV/m)	Margin (dB)	Remark
0	5647.625	52.09	1.91	54.00	68.20	-14.20	peak
1	5650.000	48.72	1.90	50.62	68.20	-17.58	peak
2	5700.000	48.95	2.06	51.01	105.20	-54.19	peak
3	5720.000	48.52	2.26	50.78	110.80	-60.02	peak
4	5725.000	49.55	2.30	51.85	122.20	-70.35	peak
5	5823.500	100.57	2.89	103.46	131.20	-27.74	peak
6	5850.000	56.06	2.98	59.04	122.20	-63.16	peak
7	5855.000	51.49	3.01	54.50	110.80	-56.30	peak
8	5875.000	49.88	3.07	52.95	105.20	-52.25	peak
9	5925.000	49.71	3.10	52.81	68.20	-15.39	peak
10*	5950.250	51.04	3.02	54.06	68.20	-14.14	peak

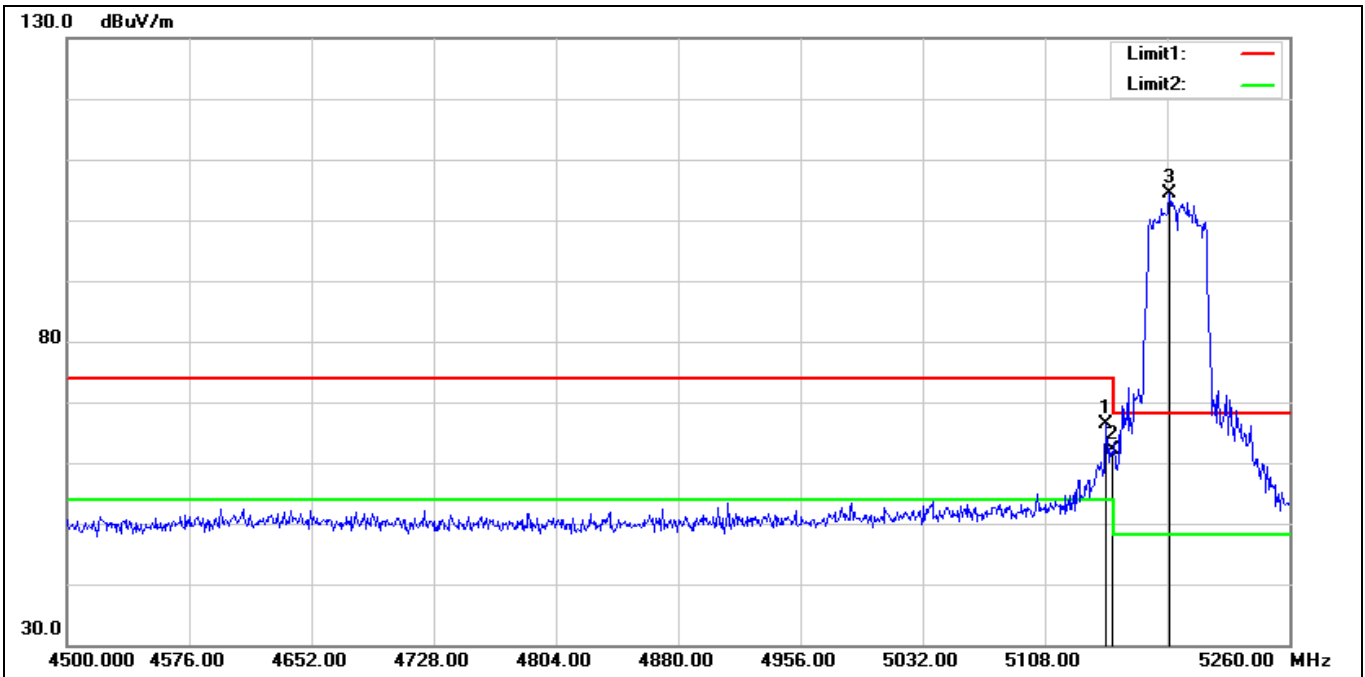
Standard:	Part 15E	Test Site:	966 Chamber
Polarization:	Vertical		
Test Mode:	802.11ac VHT20 5825 MHz		
Remark:			



Standard:	Part 15E	Test Site:	966 Chamber
Polarization:	Vertical		
Test Mode:	802.11ac VHT20 5825 MHz		
Remark:			

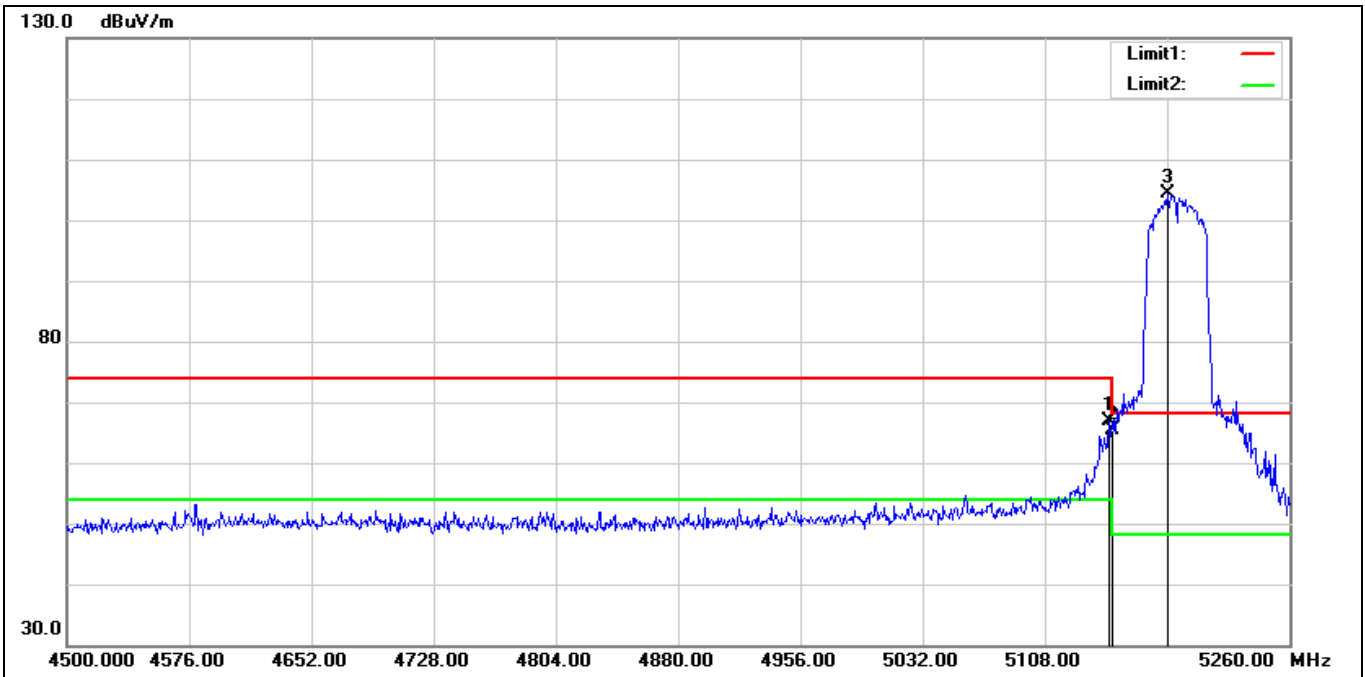
No.	Frequency (MHz)	Reading (dBuV)	Correction (dB/m)	Result (dBuV/m)	Limit (dBuV/m)	Margin (dB)	Remark
0	5613.500	51.09	1.99	53.08	68.20	-15.12	peak
1	5650.000	48.50	1.90	50.40	68.20	-17.80	peak
2	5700.000	48.96	2.06	51.02	105.20	-54.18	peak
3	5720.000	49.62	2.26	51.88	110.80	-58.92	peak
4	5725.000	48.49	2.30	50.79	122.20	-71.41	peak
5	5822.750	101.20	2.89	104.09	131.20	-27.11	peak
6	5850.000	56.51	2.98	59.49	122.20	-62.71	peak
7	5855.000	50.55	3.01	53.56	110.80	-57.24	peak
8	5875.000	49.34	3.07	52.41	105.20	-52.79	peak
9	5925.000	50.12	3.10	53.22	68.20	-14.98	peak
10*	5937.875	50.90	3.07	53.97	68.20	-14.23	peak

Standard:	Part 15E	Test Site:	966 Chamber
Polarization:	Horizontal		
Test Mode:	802.11ac VHT40 5190 MHz		
Remark:			



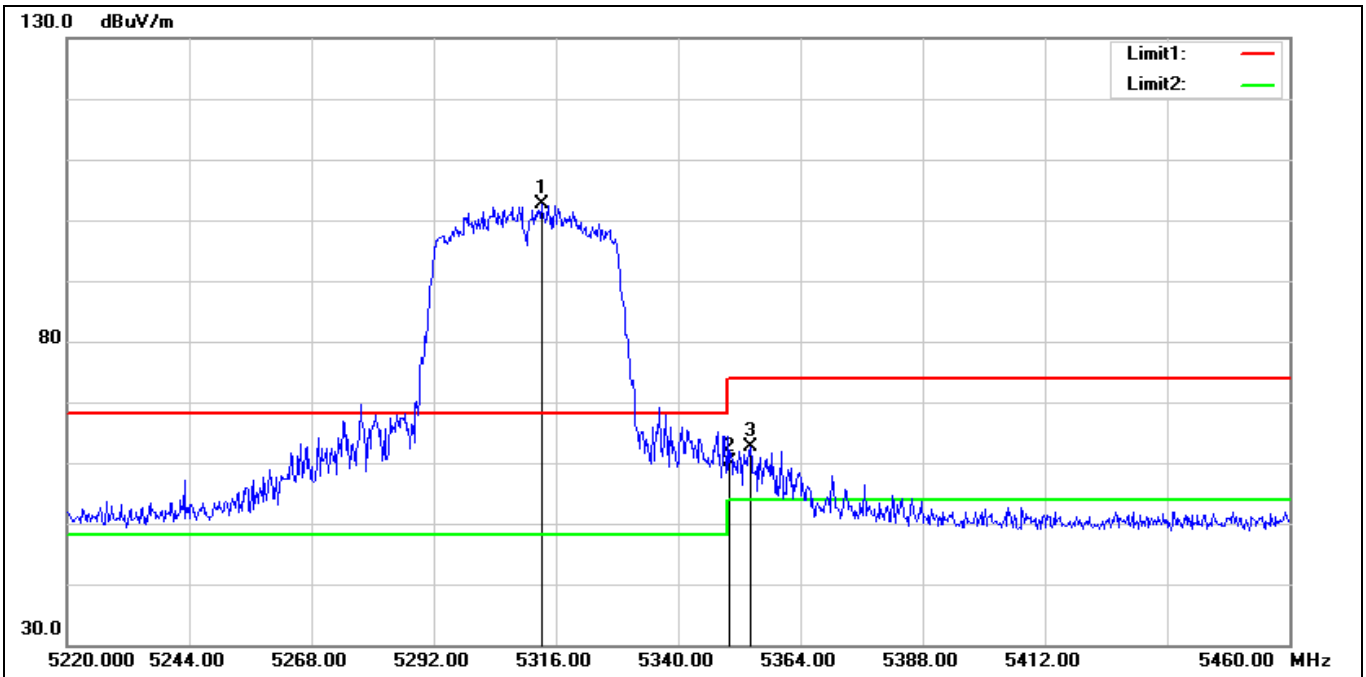
No.	Frequency (MHz)	Reading (dBuV)	Correction (dB/m)	Result (dBuV/m)	Limit (dBuV/m)	Margin (dB)	Remark
1	5146.000	65.00	1.42	66.42	74.00	-7.58	peak
2	5150.000	60.83	1.42	62.25	74.00	-11.75	peak
3*	5185.520	103.03	1.32	104.35	68.20	36.15	peak

Standard:	Part 15E	Test Site:	966 Chamber
Polarization:	Vertical		
Test Mode:	802.11ac VHT40 5190 MHz		
Remark:			



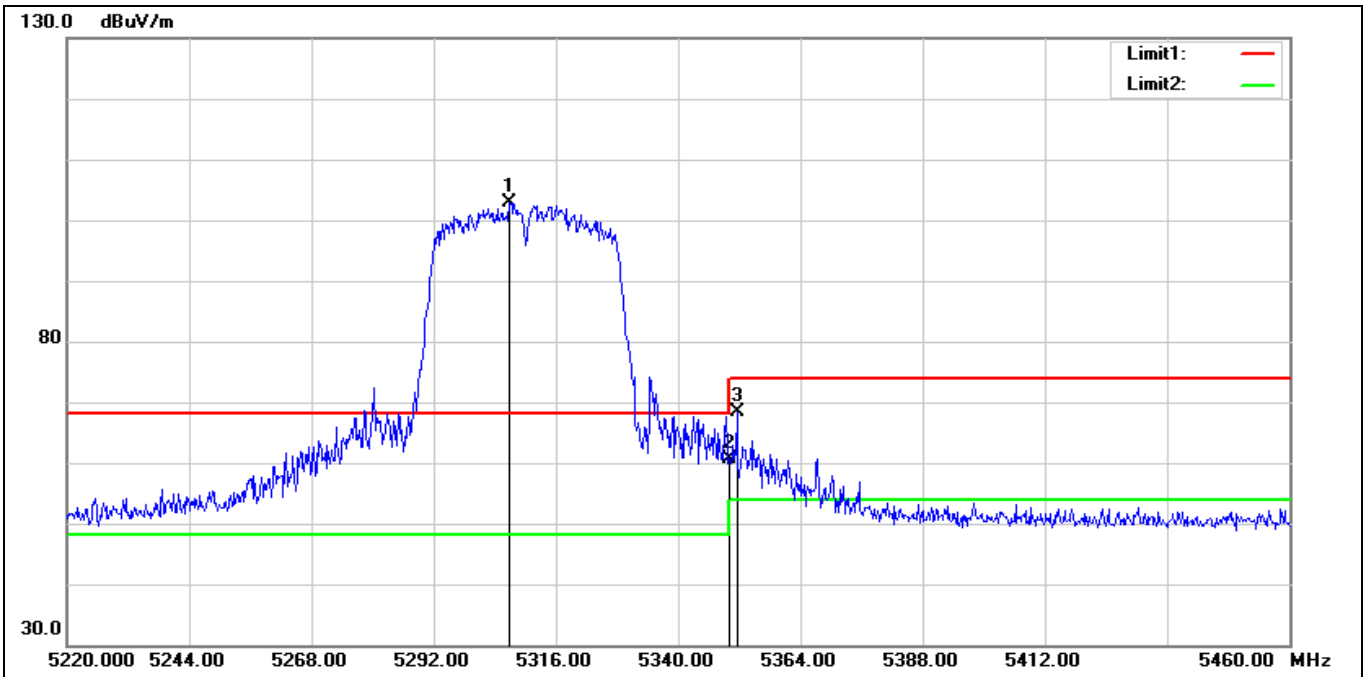
No.	Frequency (MHz)	Reading (dBuV)	Correction (dB/m)	Result (dBuV/m)	Limit (dBuV/m)	Margin (dB)	Remark
1	5147.520	65.56	1.42	66.98	74.00	-7.02	peak
2	5150.000	63.99	1.42	65.41	74.00	-8.59	peak
3*	5184.760	103.00	1.32	104.32	68.20	36.12	peak

Standard:	Part 15E	Test Site:	966 Chamber
Polarization:	Horizontal		
Test Mode:	802.11ac VHT40 5310 MHz		
Remark:			



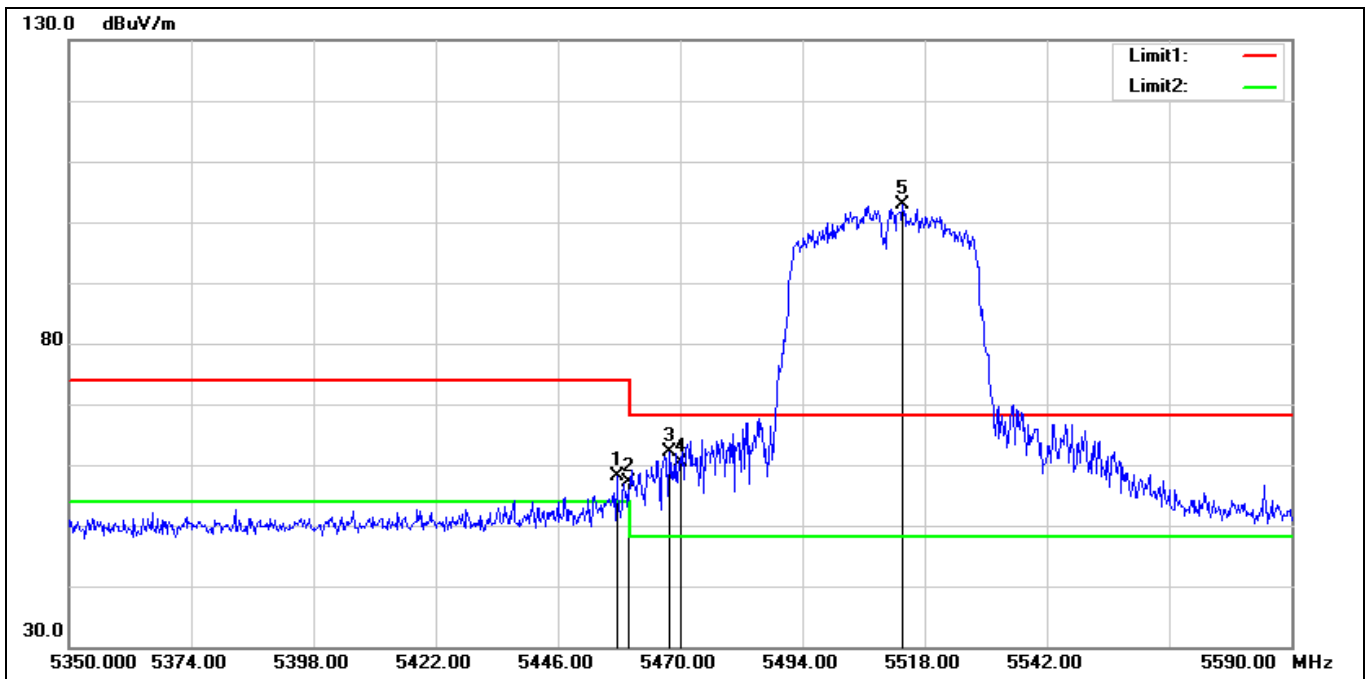
No.	Frequency (MHz)	Reading (dBuV)	Correction (dB/m)	Result (dBuV/m)	Limit (dBuV/m)	Margin (dB)	Remark
1*	5313.120	101.59	0.97	102.56	68.20	34.36	peak
2	5350.000	59.02	1.08	60.10	74.00	-13.90	peak
3	5354.160	61.61	1.11	62.72	74.00	-11.28	peak

Standard:	Part 15E	Test Site:	966 Chamber
Polarization:	Vertical		
Test Mode:	802.11ac VHT40 5310 MHz		
Remark:			



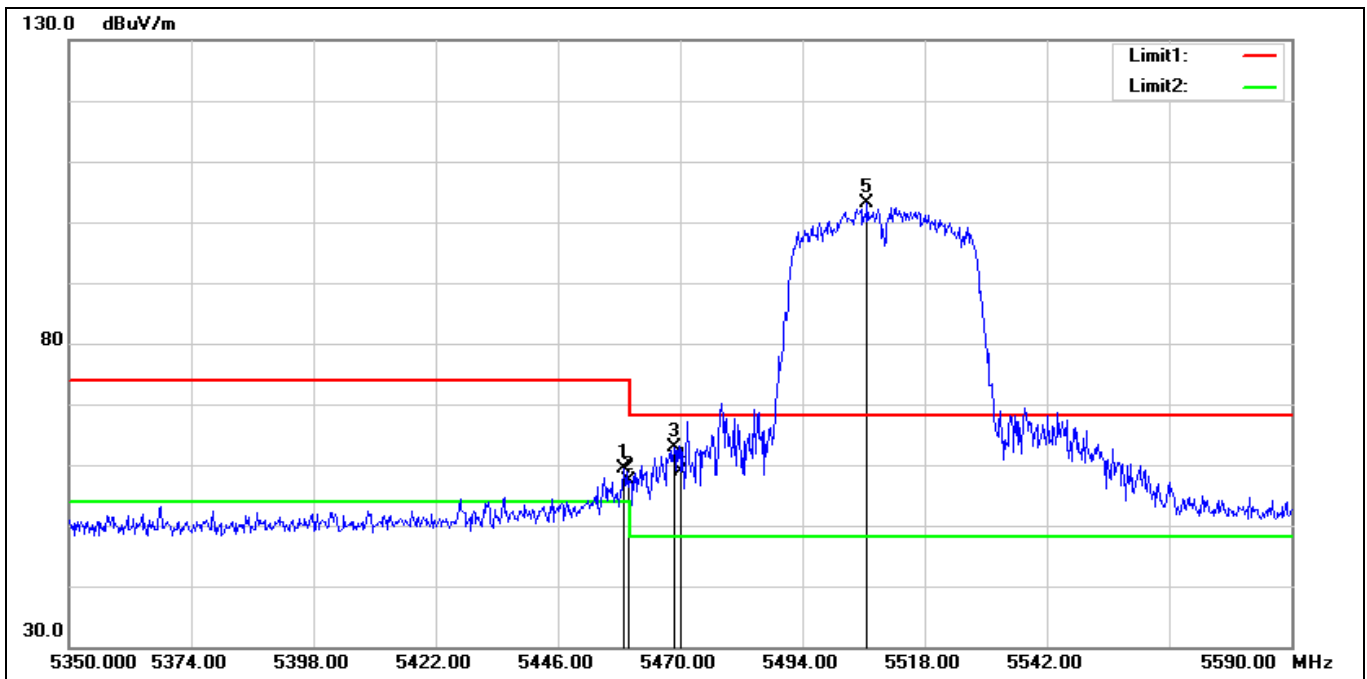
No.	Frequency (MHz)	Reading (dBuV)	Correction (dB/m)	Result (dBuV/m)	Limit (dBuV/m)	Margin (dB)	Remark
1*	5316.880	101.98	0.93	102.91	68.20	34.71	peak
2	5350.000	59.52	1.08	60.60	74.00	-13.40	peak
3	5351.520	67.27	1.09	68.36	74.00	-5.64	peak

Standard:	Part 15E	Test Site:	966 Chamber
Polarization:	Horizontal		
Test Mode:	802.11ac VHT40 5510 MHz		
Remark:			



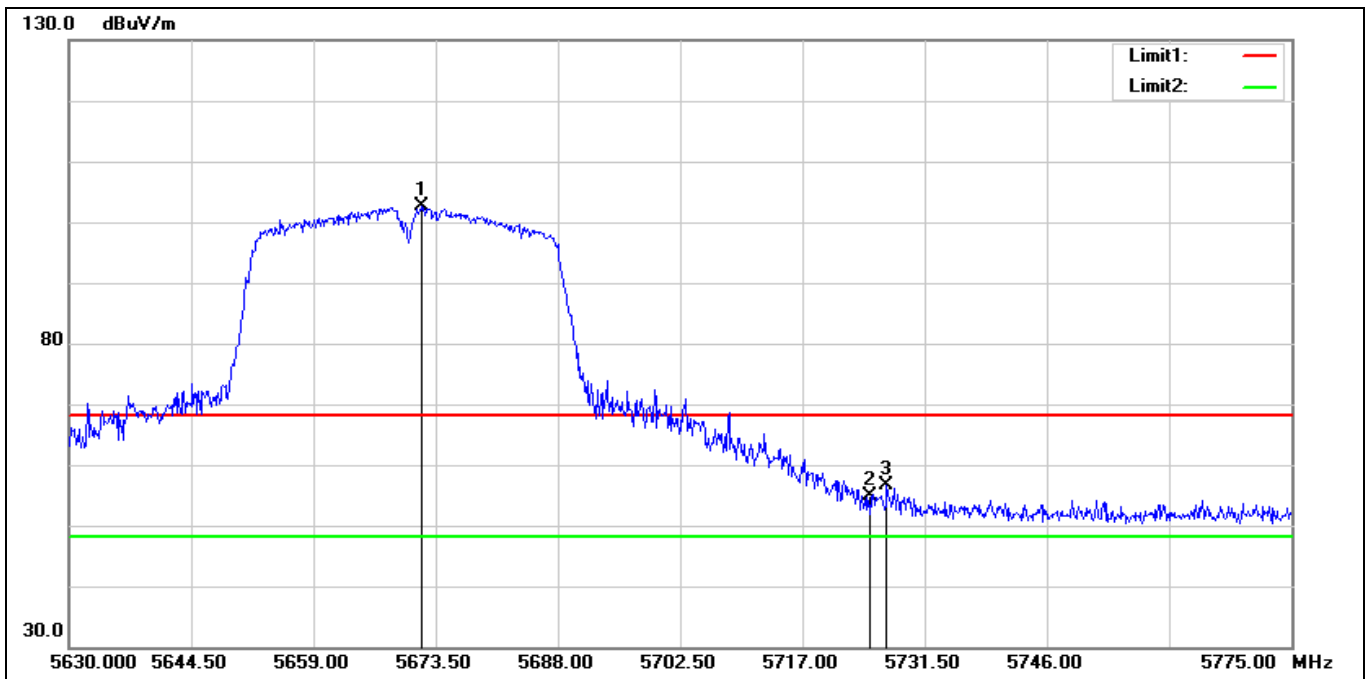
No.	Frequency (MHz)	Reading (dBuV)	Correction (dB/m)	Result (dBuV/m)	Limit (dBuV/m)	Margin (dB)	Remark
1	5457.520	56.51	1.72	58.23	74.00	-15.77	peak
2	5460.000	55.28	1.73	57.01	74.00	-16.99	peak
3	5467.840	60.42	1.74	62.16	68.20	-6.04	peak
4	5470.000	58.62	1.74	60.36	68.20	-7.84	peak
5*	5513.680	101.07	1.85	102.92	68.20	34.72	peak

Standard:	Part 15E	Test Site:	966 Chamber
Polarization:	Vertical		
Test Mode:	802.11ac VHT40 5510 MHz		
Remark:			



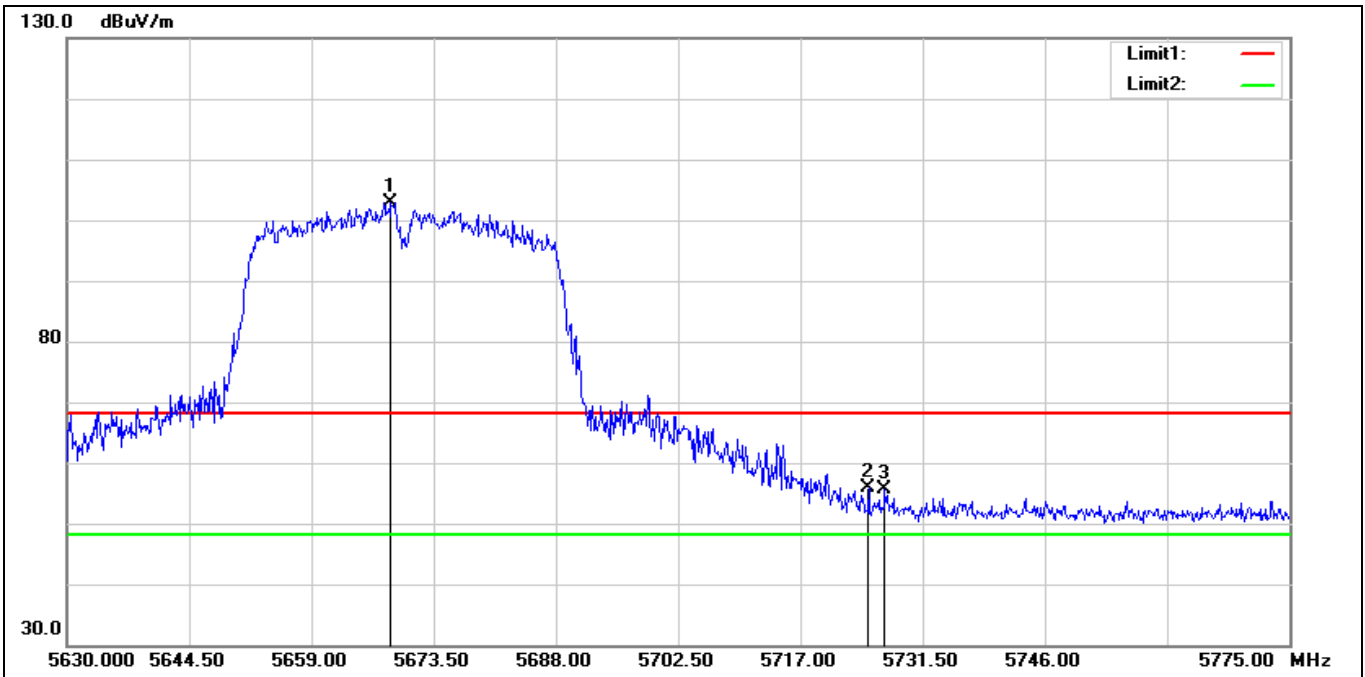
No.	Frequency (MHz)	Reading (dBuV)	Correction (dB/m)	Result (dBuV/m)	Limit (dBuV/m)	Margin (dB)	Remark
1	5458.960	57.73	1.73	59.46	74.00	-14.54	peak
2	5460.000	55.53	1.73	57.26	74.00	-16.74	peak
3	5468.800	61.10	1.74	62.84	68.20	-5.36	peak
4	5470.000	57.06	1.74	58.80	68.20	-9.40	peak
5*	5506.720	101.28	1.81	103.09	68.20	34.89	peak

Standard:	Part 15E	Test Site:	966 Chamber
Polarization:	Horizontal		
Test Mode:	802.11ac VHT40 5670 MHz		
Remark:			



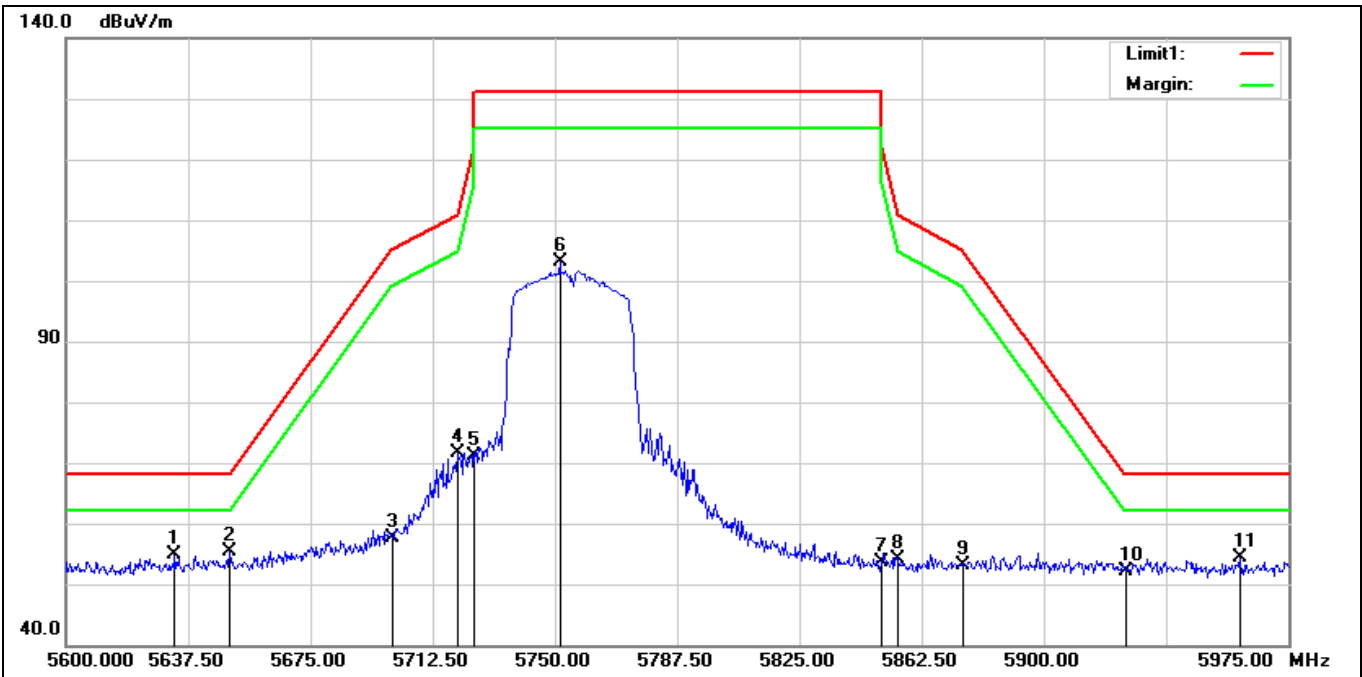
No.	Frequency (MHz)	Reading (dBuV)	Correction (dB/m)	Result (dBuV/m)	Limit (dBuV/m)	Margin (dB)	Remark
1*	5671.760	100.63	1.96	102.59	68.20	34.39	peak
2	5725.000	52.67	2.30	54.97	68.20	-13.23	peak
3	5727.005	54.32	2.32	56.64	68.20	-11.56	peak

Standard:	Part 15E	Test Site:	966 Chamber
Polarization:	Vertical		
Test Mode:	802.11ac VHT40 5670 MHz		
Remark:			



No.	Frequency (MHz)	Reading (dBuV)	Correction (dB/m)	Result (dBuV/m)	Limit (dBuV/m)	Margin (dB)	Remark
1*	5668.425	100.98	1.96	102.94	68.20	34.74	peak
2	5725.000	53.70	2.30	56.00	68.20	-12.20	peak
3	5727.005	53.23	2.32	55.55	68.20	-12.65	peak

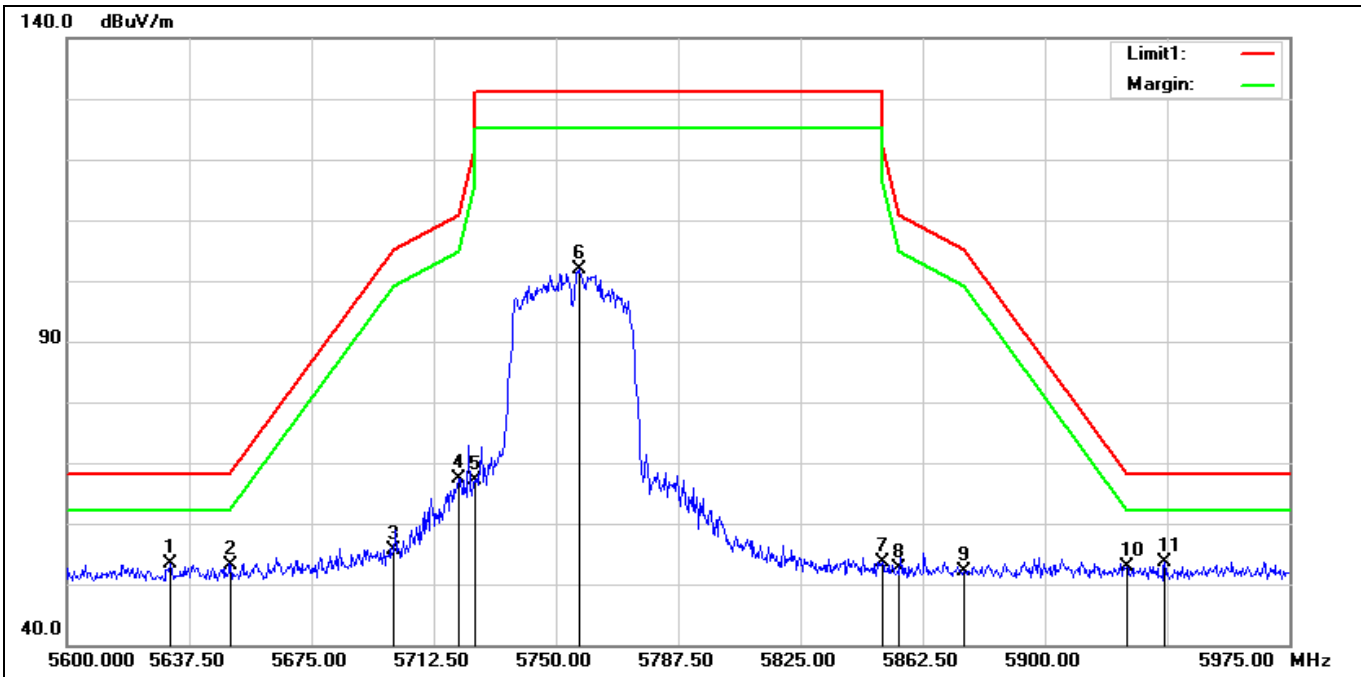
Standard:	Part 15E	Test Site:	966 Chamber
Polarization:	Horizontal		
Test Mode:	802.11ac VHT40 5755 MHz		
Remark:			



Standard:	Part 15E	Test Site:	966 Chamber
Polarization:	Horizontal		
Test Mode:	802.11ac VHT40 5755 MHz		
Remark:			

No.	Frequency (MHz)	Reading (dBuV)	Correction (dB/m)	Result (dBuV/m)	Limit (dBuV/m)	Margin (dB)	Remark
0	5633.375	52.95	1.95	54.90	68.20	-13.30	peak
1*	5650.000	53.46	1.90	55.36	68.20	-12.84	peak
2	5700.000	55.68	2.06	57.74	105.20	-47.46	peak
3	5720.000	69.26	2.26	71.52	110.80	-39.28	peak
4	5725.000	68.80	2.30	71.10	122.20	-51.10	peak
5	5751.500	100.70	2.55	103.25	131.20	-27.95	peak
6	5850.000	50.68	2.98	53.66	122.20	-68.54	peak
7	5855.000	51.07	3.01	54.08	110.80	-56.72	peak
8	5875.000	49.97	3.07	53.04	105.20	-52.16	peak
9	5925.000	48.95	3.10	52.05	68.20	-16.15	peak
10	5960.000	51.19	3.08	54.27	68.20	-13.93	peak

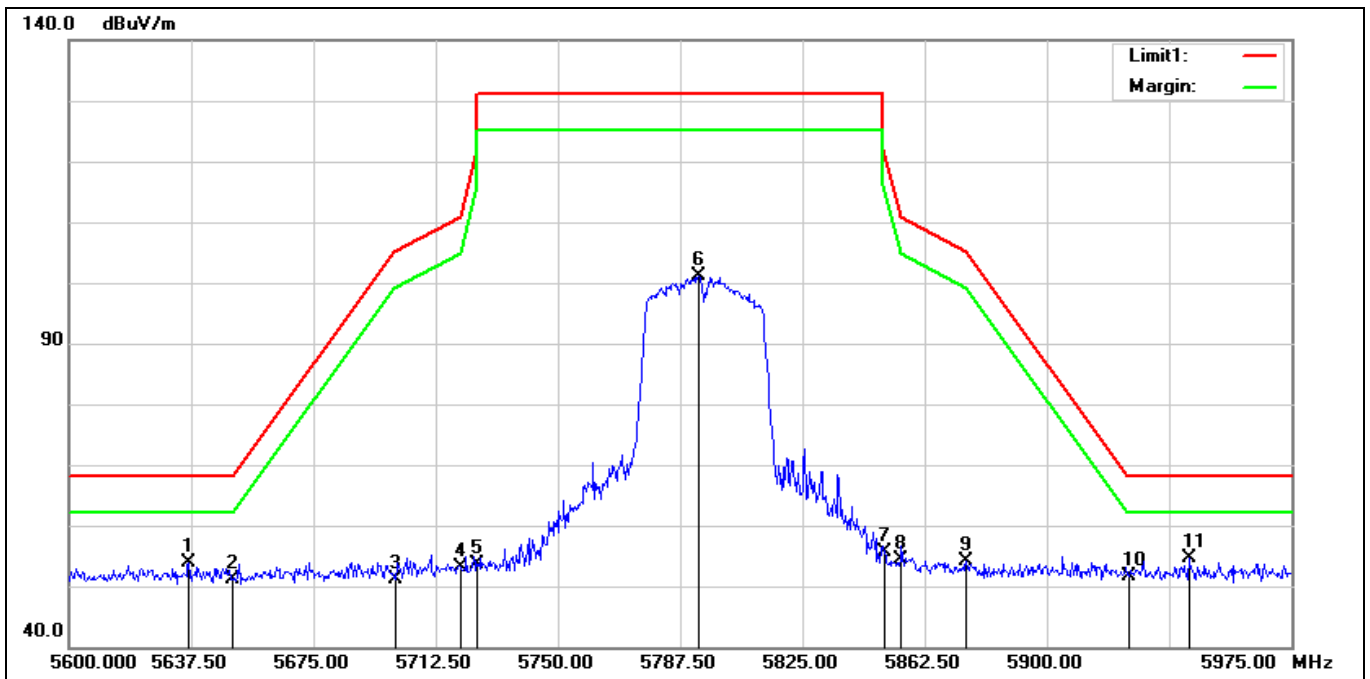
Standard:	Part 15E	Test Site:	966 Chamber
Polarization:	Vertical		
Test Mode:	802.11ac VHT40 5755 MHz		
Remark:			



Standard:	Part 15E	Test Site:	966 Chamber
Polarization:	Vertical		
Test Mode:	802.11ac VHT40 5755 MHz		
Remark:			

No.	Frequency (MHz)	Reading (dBuV)	Correction (dB/m)	Result (dBuV/m)	Limit (dBuV/m)	Margin (dB)	Remark
0	5631.875	51.44	1.93	53.37	68.20	-14.83	peak
1	5650.000	51.26	1.90	53.16	68.20	-15.04	peak
2	5700.000	53.61	2.06	55.67	105.20	-49.53	peak
3	5720.000	65.14	2.26	67.40	110.80	-43.40	peak
4	5725.000	64.77	2.30	67.07	122.20	-55.13	peak
5	5757.125	99.30	2.59	101.89	131.20	-29.31	peak
6	5850.000	50.63	2.98	53.61	122.20	-68.59	peak
7	5855.000	49.52	3.01	52.53	110.80	-58.27	peak
8	5875.000	49.09	3.07	52.16	105.20	-53.04	peak
9	5925.000	49.78	3.10	52.88	68.20	-15.32	peak
10*	5936.750	50.62	3.05	53.67	68.20	-14.53	peak

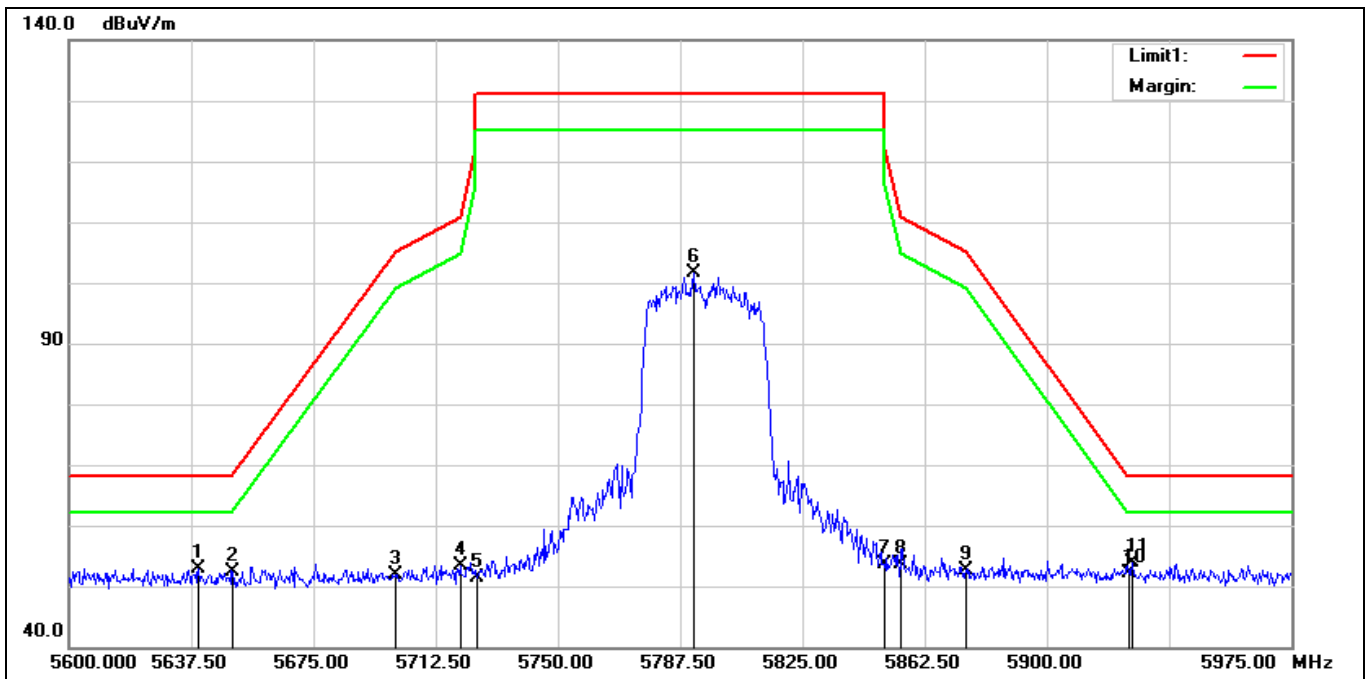
Standard:	Part 15E	Test Site:	966 Chamber
Polarization:	Horizontal		
Test Mode:	802.11ac VHT40 5795 MHz		
Remark:			



Standard:	Part 15E	Test Site:	966 Chamber
Polarization:	Horizontal		
Test Mode:	802.11ac VHT40 5795 MHz		
Remark:			

No.	Frequency (MHz)	Reading (dBuV)	Correction (dB/m)	Result (dBuV/m)	Limit (dBuV/m)	Margin (dB)	Remark
0	5636.750	52.06	1.93	53.99	68.20	-14.21	peak
1	5650.000	49.28	1.90	51.18	68.20	-17.02	peak
2	5700.000	49.14	2.06	51.20	105.20	-54.00	peak
3	5720.000	50.97	2.26	53.23	110.80	-57.57	peak
4	5725.000	51.35	2.30	53.65	122.20	-68.55	peak
5	5793.125	98.32	2.77	101.09	131.20	-30.11	peak
6	5850.000	52.53	2.98	55.51	122.20	-66.69	peak
7	5855.000	51.40	3.01	54.41	110.80	-56.39	peak
8	5875.000	51.12	3.07	54.19	105.20	-51.01	peak
9	5925.000	48.64	3.10	51.74	68.20	-16.46	peak
10*	5943.500	51.59	3.05	54.64	68.20	-13.56	peak

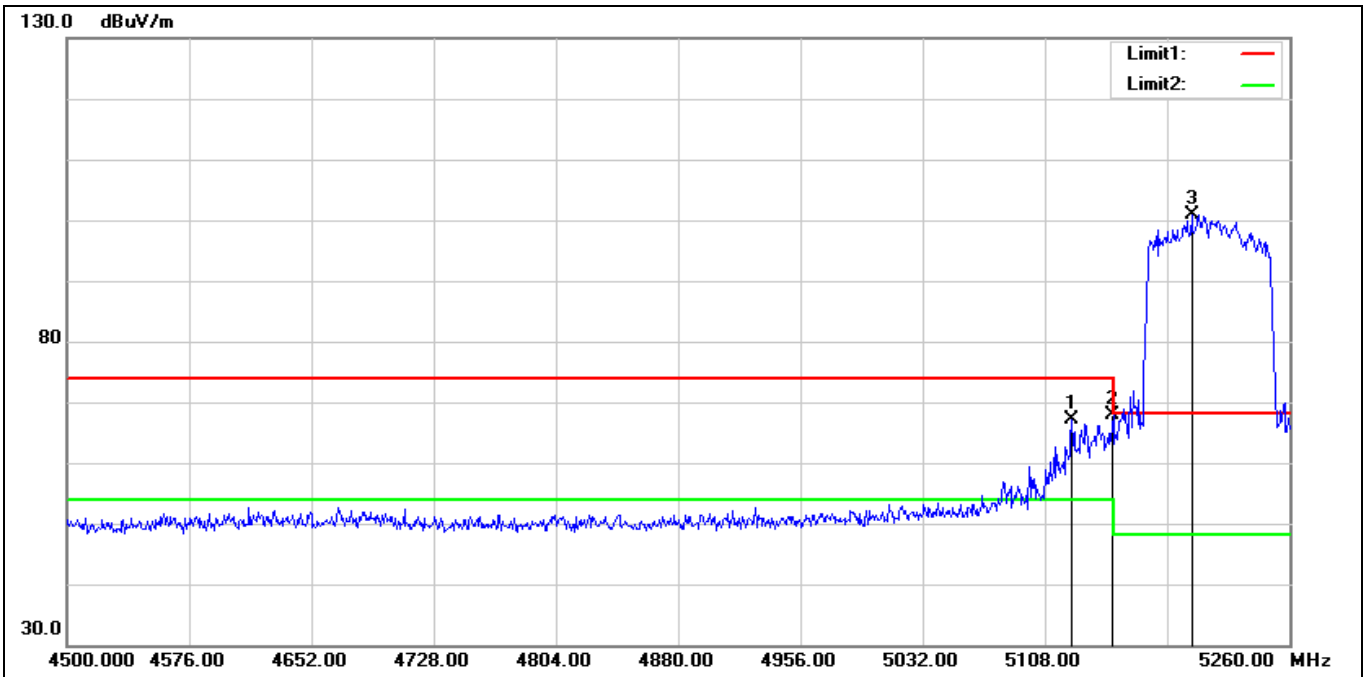
Standard:	Part 15E	Test Site:	966 Chamber
Polarization:	Vertical		
Test Mode:	802.11ac VHT40 5795 MHz		
Remark:			



Standard:	Part 15E	Test Site:	966 Chamber
Polarization:	Vertical		
Test Mode:	802.11ac VHT40 5795 MHz		
Remark:			

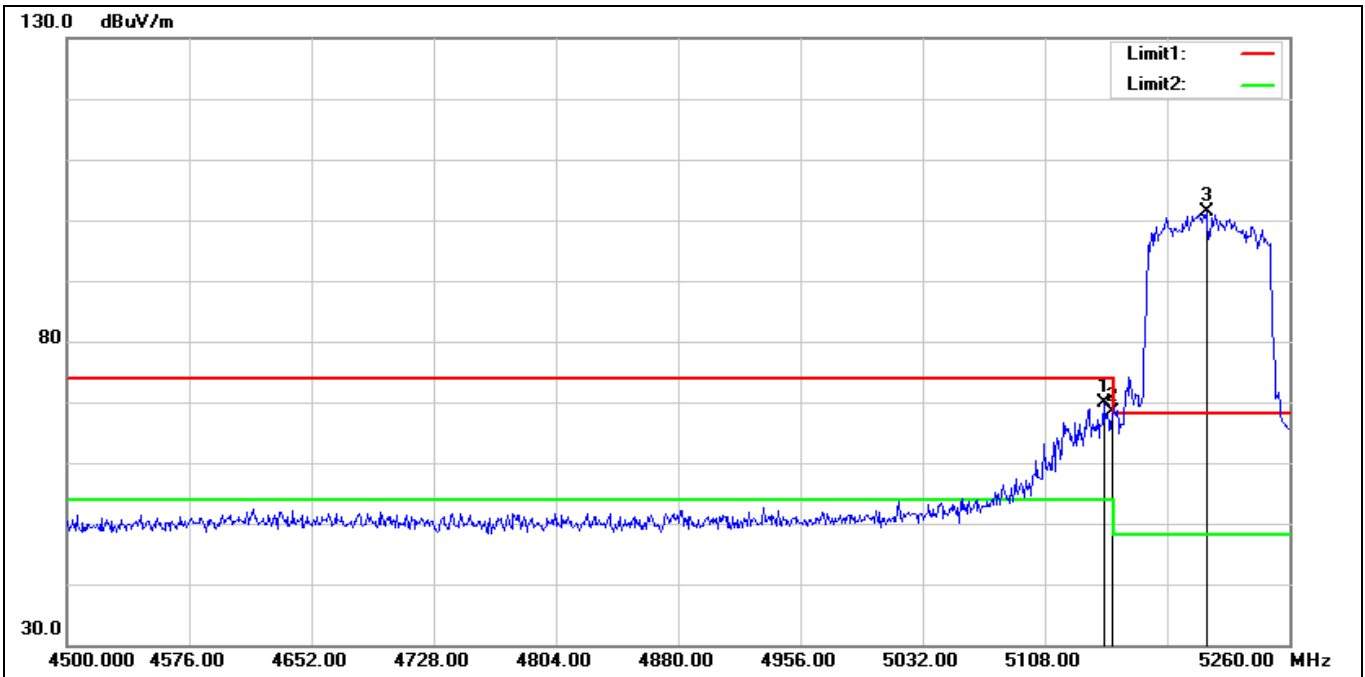
No.	Frequency (MHz)	Reading (dBuV)	Correction (dB/m)	Result (dBuV/m)	Limit (dBuV/m)	Margin (dB)	Remark
0	5639.750	50.96	1.92	52.88	68.20	-15.32	peak
1	5650.000	50.55	1.90	52.45	68.20	-15.75	peak
2	5700.000	49.91	2.06	51.97	105.20	-53.23	peak
3	5720.000	51.01	2.26	53.27	110.80	-57.53	peak
4	5725.000	49.11	2.30	51.41	122.20	-70.79	peak
5	5791.625	98.75	2.77	101.52	131.20	-29.68	peak
6	5850.000	50.57	2.98	53.55	122.20	-68.65	peak
7	5855.000	50.58	3.01	53.59	110.80	-57.21	peak
8	5875.000	49.61	3.07	52.68	105.20	-52.52	peak
9	5925.000	49.09	3.10	52.19	68.20	-16.01	peak
10*	5926.250	50.83	3.10	53.93	68.20	-14.27	peak

Standard:	Part 15E	Test Site:	966 Chamber
Polarization:	Horizontal		
Test Mode:	802.11ac VHT80 5210 MHz		
Remark:			



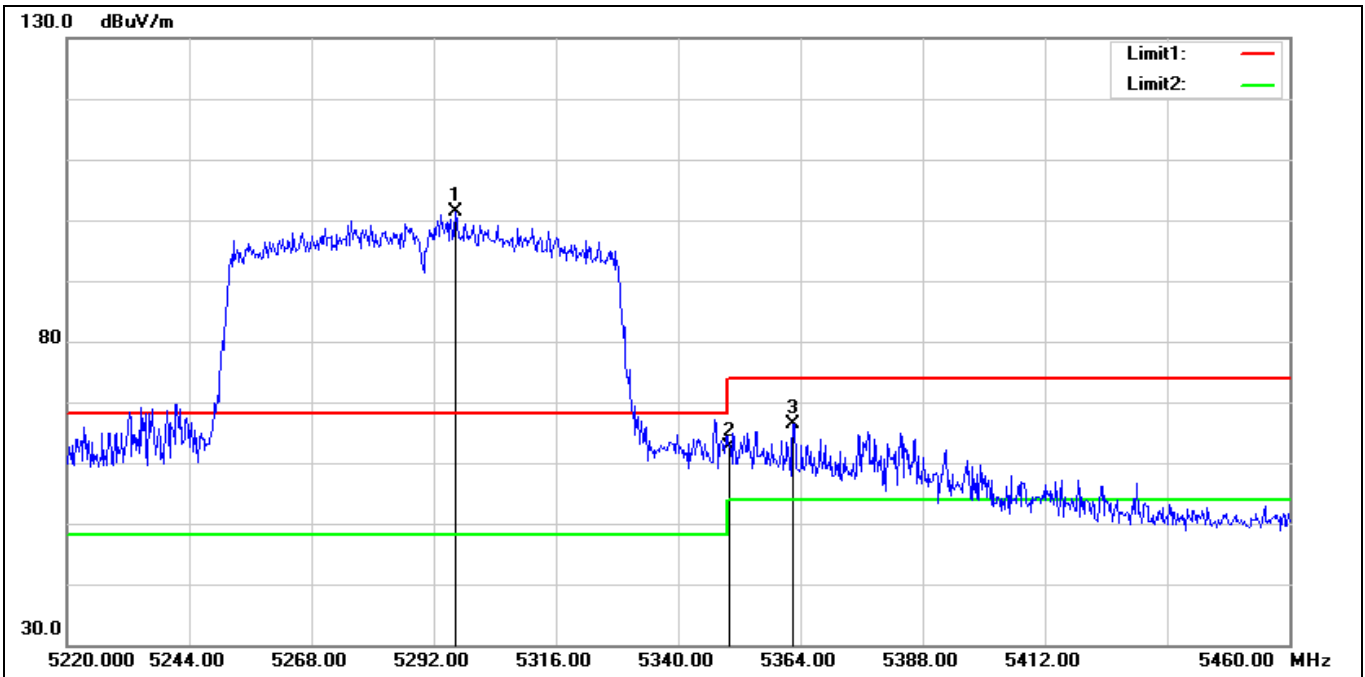
No.	Frequency (MHz)	Reading (dBuV)	Correction (dB/m)	Result (dBuV/m)	Limit (dBuV/m)	Margin (dB)	Remark
1	5124.720	65.87	1.38	67.25	74.00	-6.75	peak
2	5150.000	66.44	1.42	67.86	74.00	-6.14	peak
3*	5199.200	99.66	1.28	100.94	68.20	32.74	peak

Standard:	Part 15E	Test Site:	966 Chamber
Polarization:	Vertical		
Test Mode:	802.11ac VHT80 5210 MHz		
Remark:			



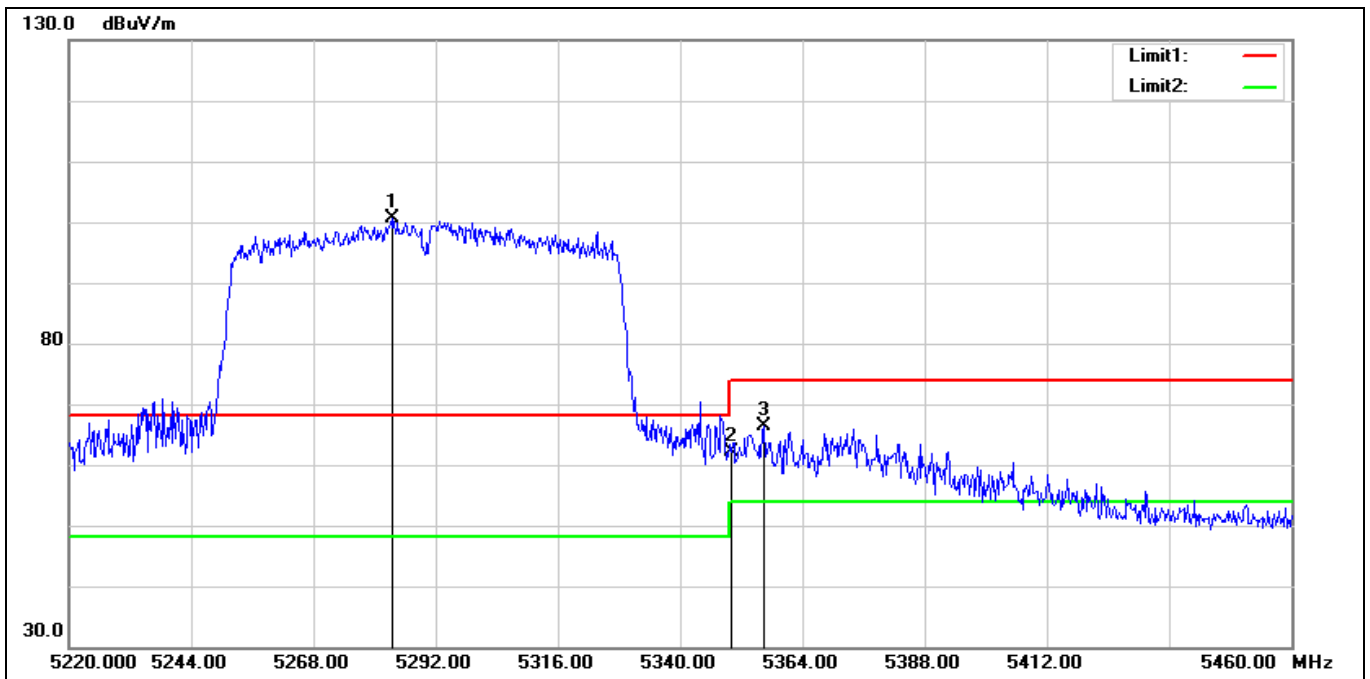
No.	Frequency (MHz)	Reading (dBuV)	Correction (dB/m)	Result (dBuV/m)	Limit (dBuV/m)	Margin (dB)	Remark
1	5144.480	68.40	1.41	69.81	74.00	-4.19	peak
2	5150.000	66.96	1.42	68.38	74.00	-5.62	peak
3*	5208.320	100.25	1.24	101.49	68.20	33.29	peak

Standard:	Part 15E	Test Site:	966 Chamber
Polarization:	Horizontal		
Test Mode:	802.11ac VHT80 5290 MHz		
Remark:			



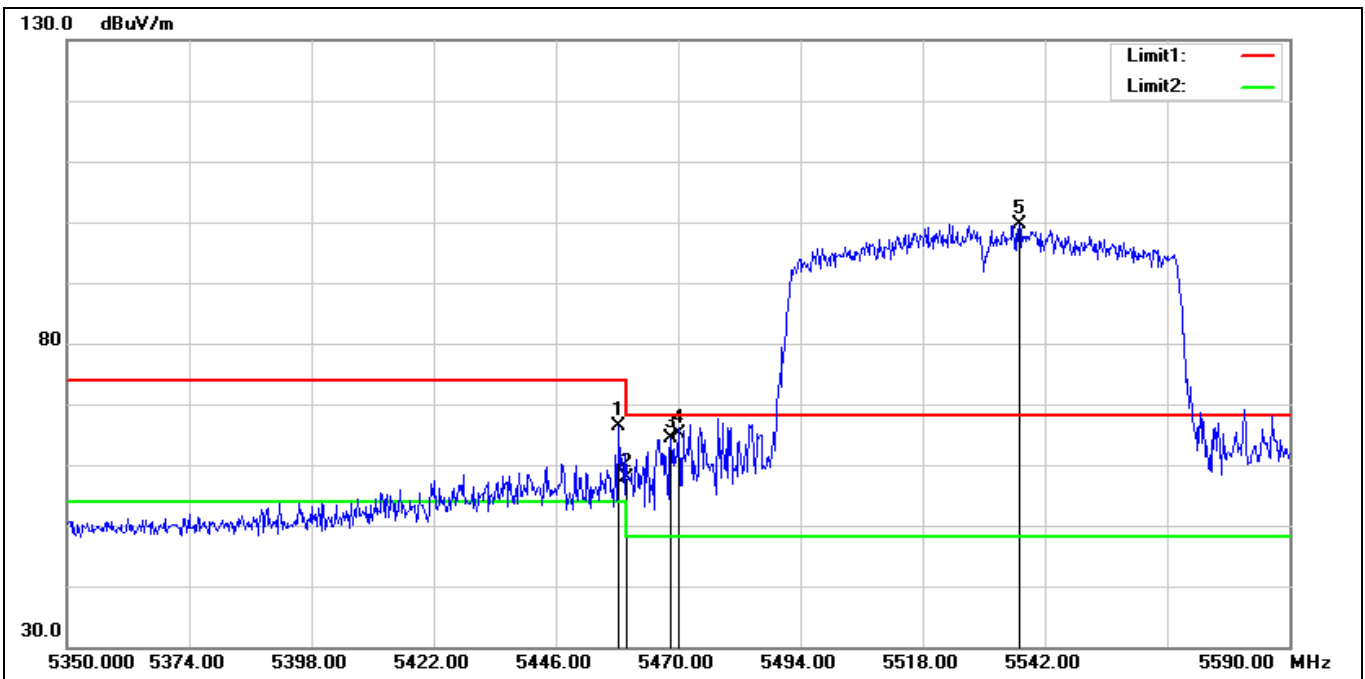
No.	Frequency (MHz)	Reading (dBuV)	Correction (dB/m)	Result (dBuV/m)	Limit (dBuV/m)	Margin (dB)	Remark
1*	5296.320	100.34	0.92	101.26	68.20	33.06	peak
2	5350.000	61.50	1.08	62.58	74.00	-11.42	peak
3	5362.560	65.16	1.20	66.36	74.00	-7.64	peak

Standard:	Part 15E	Test Site:	966 Chamber
Polarization:	Vertical		
Test Mode:	802.11ac VHT80 5290 MHz		
Remark:			



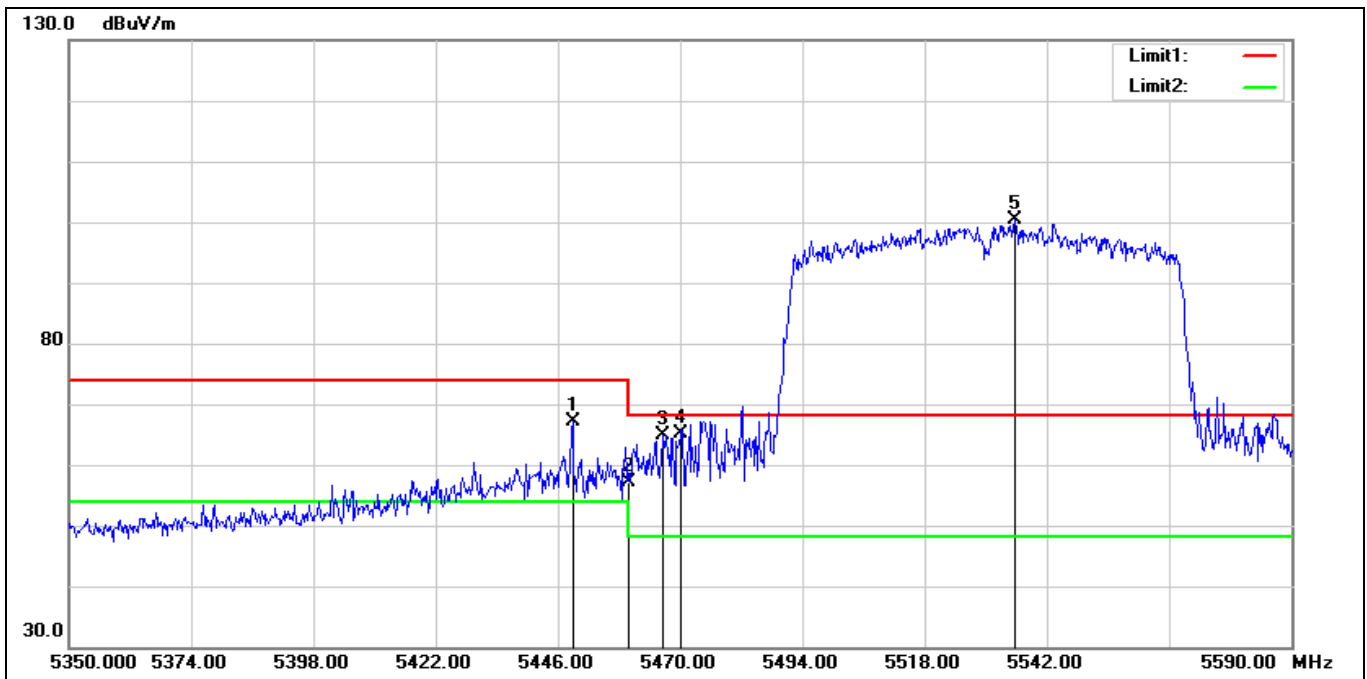
No.	Frequency (MHz)	Reading (dBuV)	Correction (dB/m)	Result (dBuV/m)	Limit (dBuV/m)	Margin (dB)	Remark
1*	5283.360	99.76	0.96	100.72	68.20	32.52	peak
2	5350.000	61.02	1.08	62.10	74.00	-11.90	peak
3	5356.560	65.36	1.14	66.50	74.00	-7.50	peak

Standard:	Part 15E	Test Site:	966 Chamber
Polarization:	Horizontal		
Test Mode:	802.11ac VHT80 5530 MHz		
Remark:			



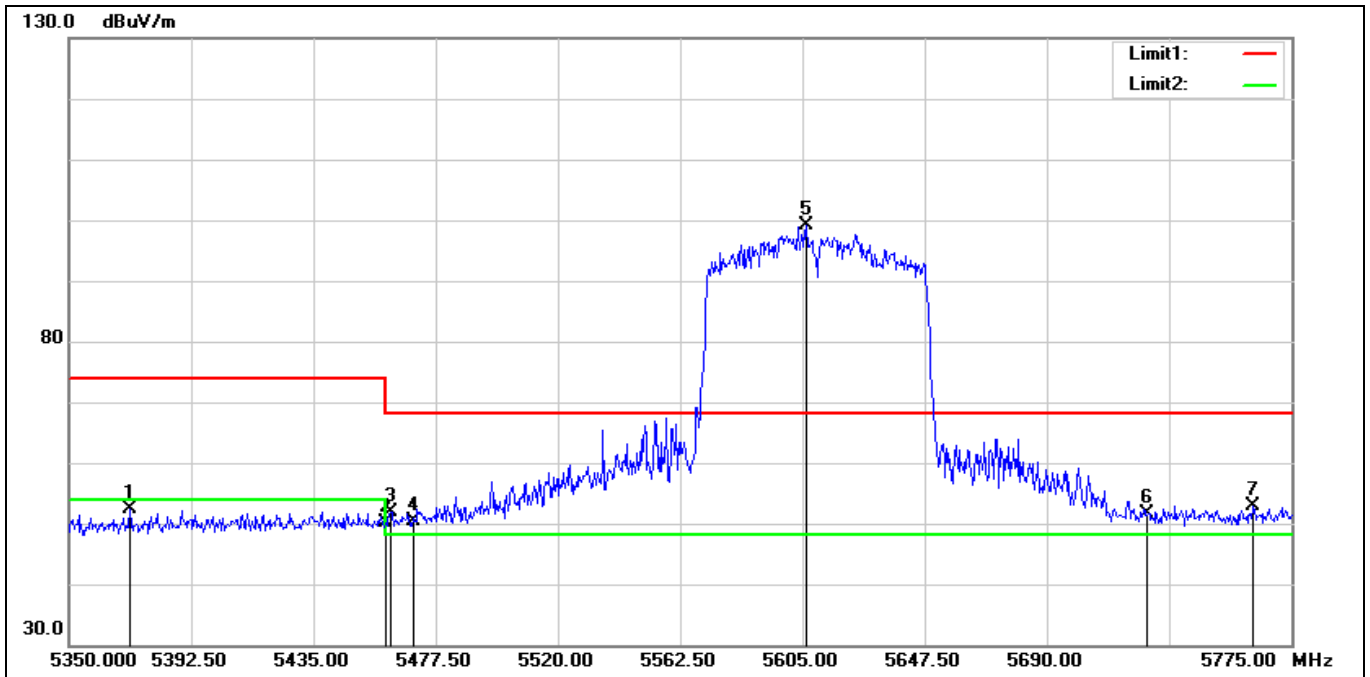
No.	Frequency (MHz)	Reading (dBuV)	Correction (dB/m)	Result (dBuV/m)	Limit (dBuV/m)	Margin (dB)	Remark
1	5458.240	64.65	1.72	66.37	74.00	-7.63	peak
2	5460.000	56.07	1.73	57.80	74.00	-16.20	peak
3	5468.560	62.59	1.74	64.33	68.20	-3.87	peak
4	5470.000	63.35	1.74	65.09	68.20	-3.11	peak
5*	5536.960	97.70	1.99	99.69	68.20	31.49	peak

Standard:	Part 15E	Test Site:	966 Chamber
Polarization:	Vertical		
Test Mode:	802.11ac VHT80 5530 MHz		
Remark:			



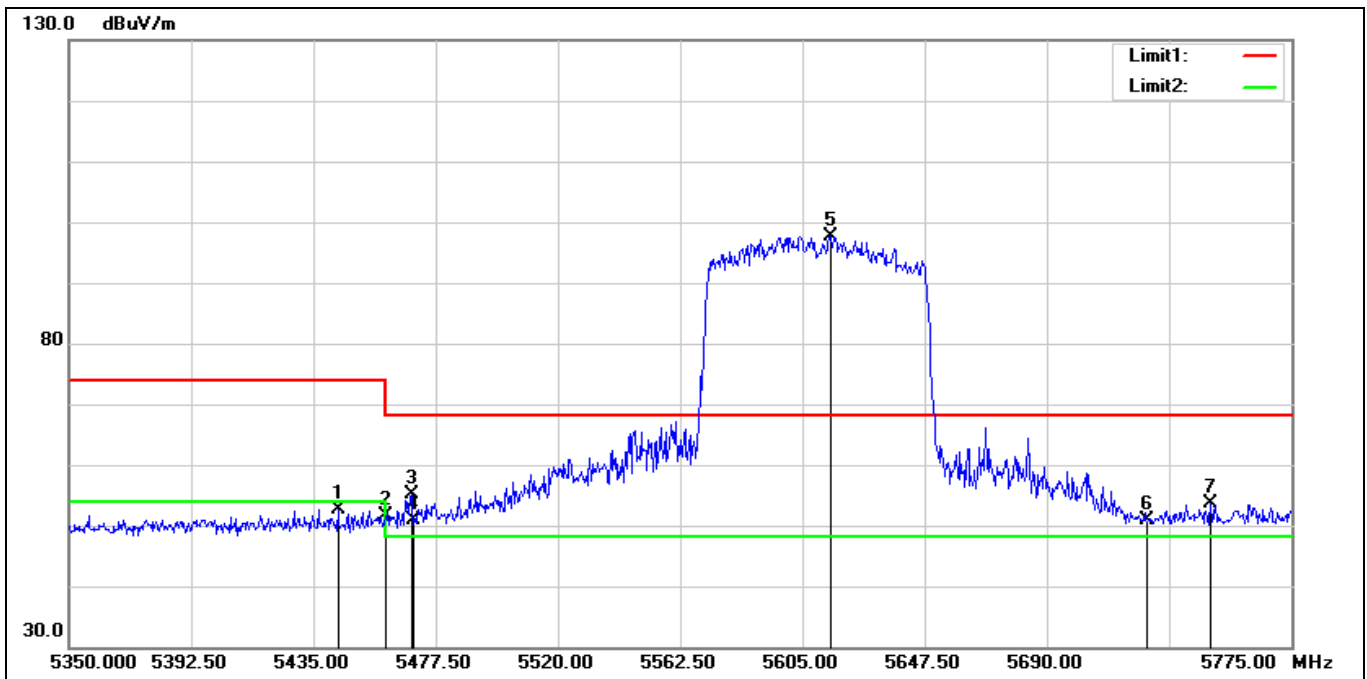
No.	Frequency (MHz)	Reading (dBuV)	Correction (dB/m)	Result (dBuV/m)	Limit (dBuV/m)	Margin (dB)	Remark
1	5448.880	65.48	1.71	67.19	74.00	-6.81	peak
2	5460.000	55.49	1.73	57.22	74.00	-16.78	peak
3	5466.640	63.18	1.74	64.92	68.20	-3.28	peak
4	5470.000	63.45	1.74	65.19	68.20	-3.01	peak
5*	5535.760	98.29	1.98	100.27	68.20	32.07	peak

Standard:	Part 15E	Test Site:	966 Chamber
Polarization:	Horizontal		
Test Mode:	802.11ac VHT80 5610 MHz		
Remark:			



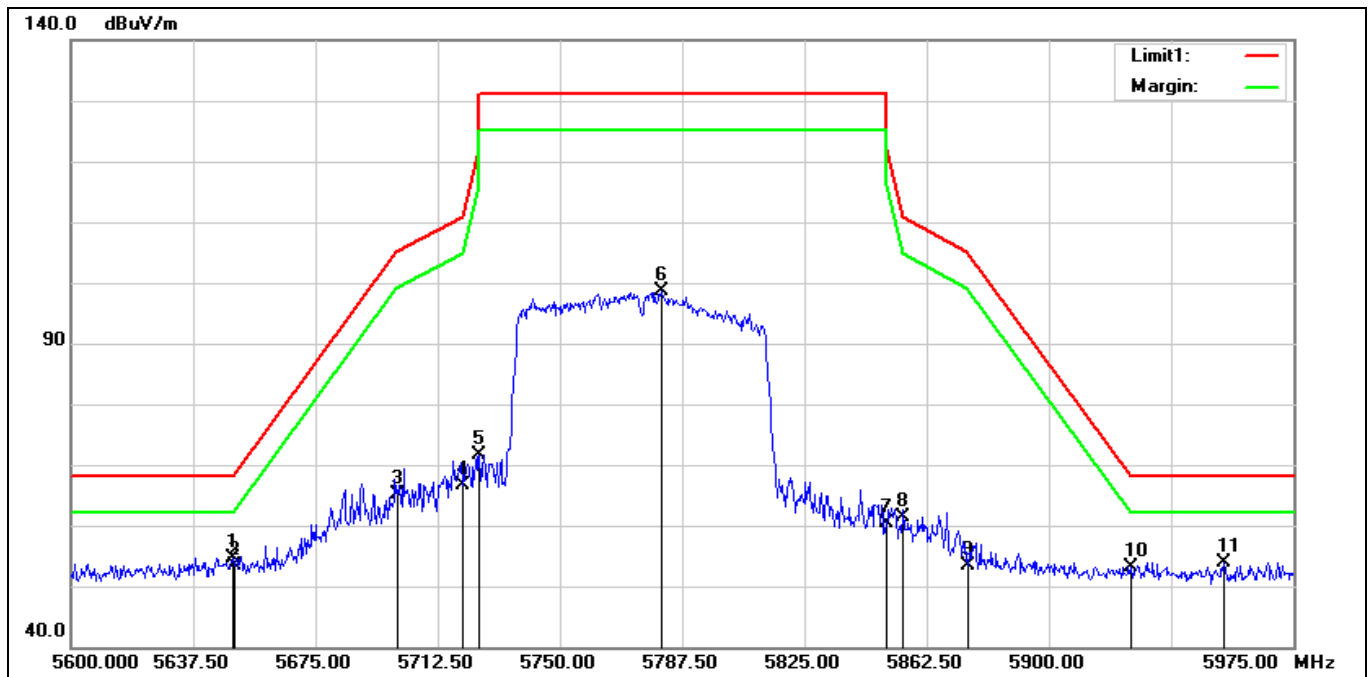
No.	Frequency (MHz)	Reading (dBuV)	Correction (dB/m)	Result (dBuV/m)	Limit (dBuV/m)	Margin (dB)	Remark
0	5371.250	51.01	1.28	52.29	74.00	-21.71	peak
1	5460.000	48.44	1.73	50.17	74.00	-23.83	peak
2	5461.775	50.22	1.73	51.95	68.20	-16.25	peak
3	5470.000	48.61	1.74	50.35	68.20	-17.85	peak
4*	5606.275	97.05	2.01	99.06	68.20	30.86	peak
5	5725.000	49.33	2.30	51.63	68.20	-16.57	peak
6	5761.825	50.38	2.61	52.99	68.20	-15.21	peak

Standard:	Part 15E	Test Site:	966 Chamber
Polarization:	Vertical		
Test Mode:	802.11ac VHT80 5610 MHz		
Remark:			



No.	Frequency (MHz)	Reading (dBuV)	Correction (dB/m)	Result (dBuV/m)	Limit (dBuV/m)	Margin (dB)	Remark
0	5443.500	50.97	1.70	52.67	74.00	-21.33	peak
1	5460.000	49.82	1.73	51.55	74.00	-22.45	peak
2	5469.000	53.37	1.74	55.11	68.20	-13.09	peak
3	5470.000	49.21	1.74	50.95	68.20	-17.25	peak
4*	5614.775	95.74	1.98	97.72	68.20	29.52	peak
5	5725.000	48.55	2.30	50.85	68.20	-17.35	peak
6	5746.950	51.05	2.52	53.57	68.20	-14.63	peak

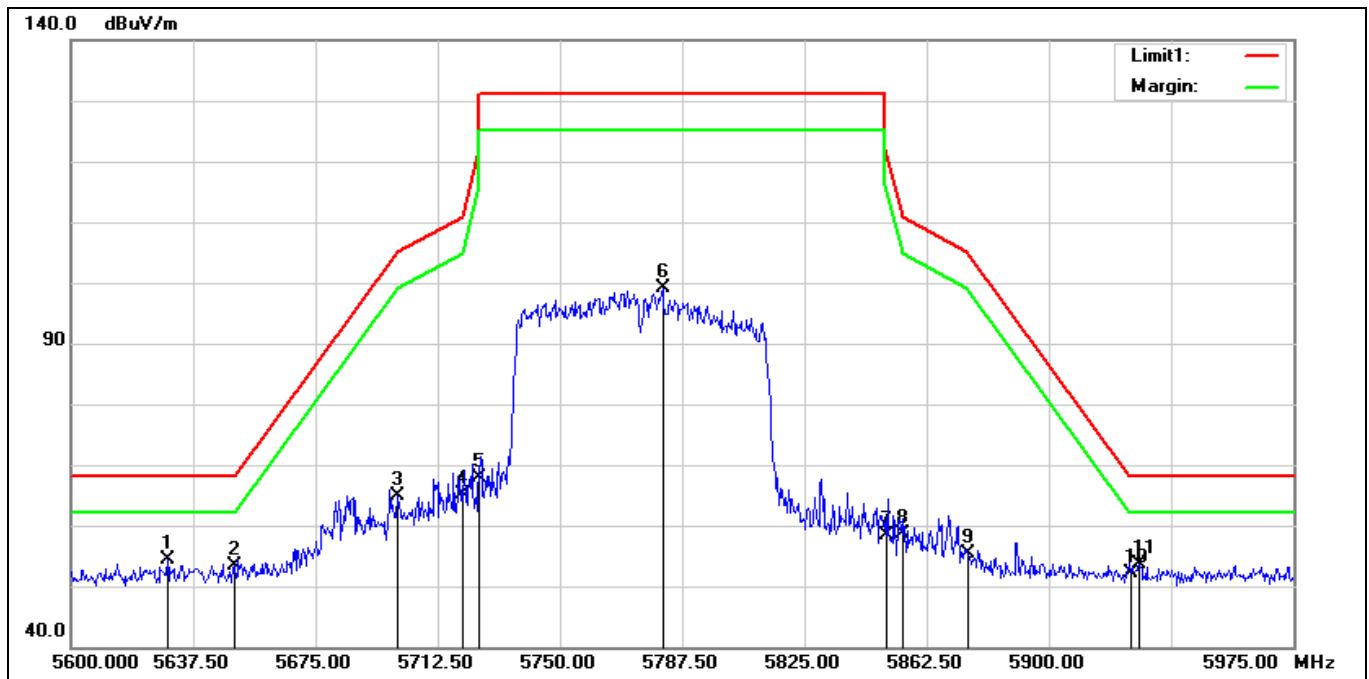
Standard:	Part 15E	Test Site:	966 Chamber
Polarization:	Horizontal		
Test Mode:	802.11ac VHT80 5775 MHz		
Remark:			



Standard:	Part 15E	Test Site:	966 Chamber
Polarization:	Horizontal		
Test Mode:	802.11ac VHT80 5775 MHz		
Remark:			

No.	Frequency (MHz)	Reading (dBuV)	Correction (dB/m)	Result (dBuV/m)	Limit (dBuV/m)	Margin (dB)	Remark
0*	5649.875	52.85	1.90	54.75	68.20	-13.45	peak
1	5650.000	51.40	1.90	53.30	68.20	-14.90	peak
2	5700.000	63.02	2.06	65.08	105.20	-40.12	peak
3	5720.000	64.40	2.26	66.66	110.80	-44.14	peak
4	5725.000	69.29	2.30	71.59	122.20	-50.61	peak
5	5781.125	95.93	2.70	98.63	131.20	-32.57	peak
6	5850.000	57.28	2.98	60.26	122.20	-61.94	peak
7	5855.000	58.41	3.01	61.42	110.80	-49.38	peak
8	5875.000	50.19	3.07	53.26	105.20	-51.94	peak
9	5925.000	49.92	3.10	53.02	68.20	-15.18	peak
10	5953.625	50.95	3.05	54.00	68.20	-14.20	peak

Standard:	Part 15E	Test Site:	966 Chamber
Polarization:	Vertical		
Test Mode:	802.11ac VHT80 5775 MHz		
Remark:			

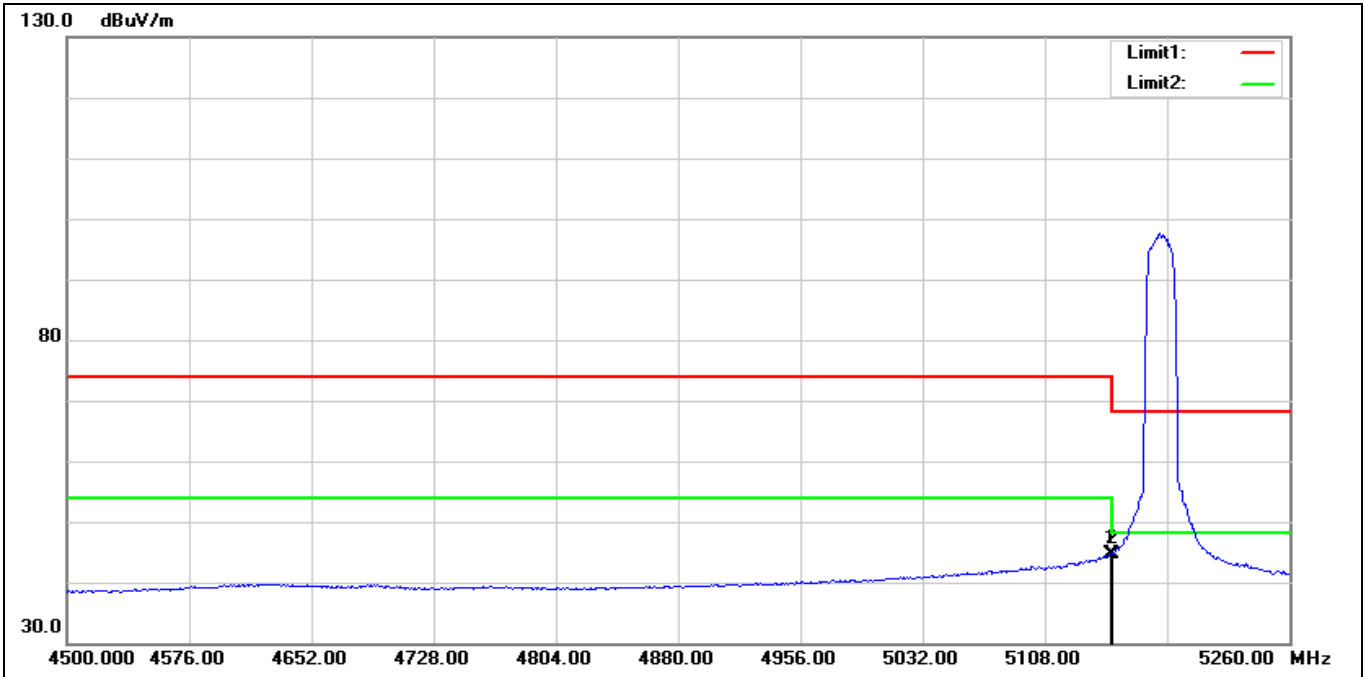


Standard:	Part 15E	Test Site:	966 Chamber
Polarization:	Vertical		
Test Mode:	802.11ac VHT80 5775 MHz		
Remark:			

No.	Frequency (MHz)	Reading (dBuV)	Correction (dB/m)	Result (dBuV/m)	Limit (dBuV/m)	Margin (dB)	Remark
0*	5629.625	52.45	1.94	54.39	68.20	-13.81	peak
1	5650.000	51.39	1.90	53.29	68.20	-14.91	peak
2	5700.000	62.89	2.06	64.95	105.20	-40.25	peak
3	5720.000	62.82	2.26	65.08	110.80	-45.72	peak
4	5725.000	65.49	2.30	67.79	122.20	-54.41	peak
5	5781.500	96.52	2.71	99.23	131.20	-31.97	peak
6	5850.000	55.40	2.98	58.38	122.20	-63.82	peak
7	5855.000	55.70	3.01	58.71	110.80	-52.09	peak
8	5875.000	52.41	3.07	55.48	105.20	-49.72	peak
9	5925.000	48.93	3.10	52.03	68.20	-16.17	peak
10	5927.750	50.66	3.09	53.75	68.20	-14.45	peak

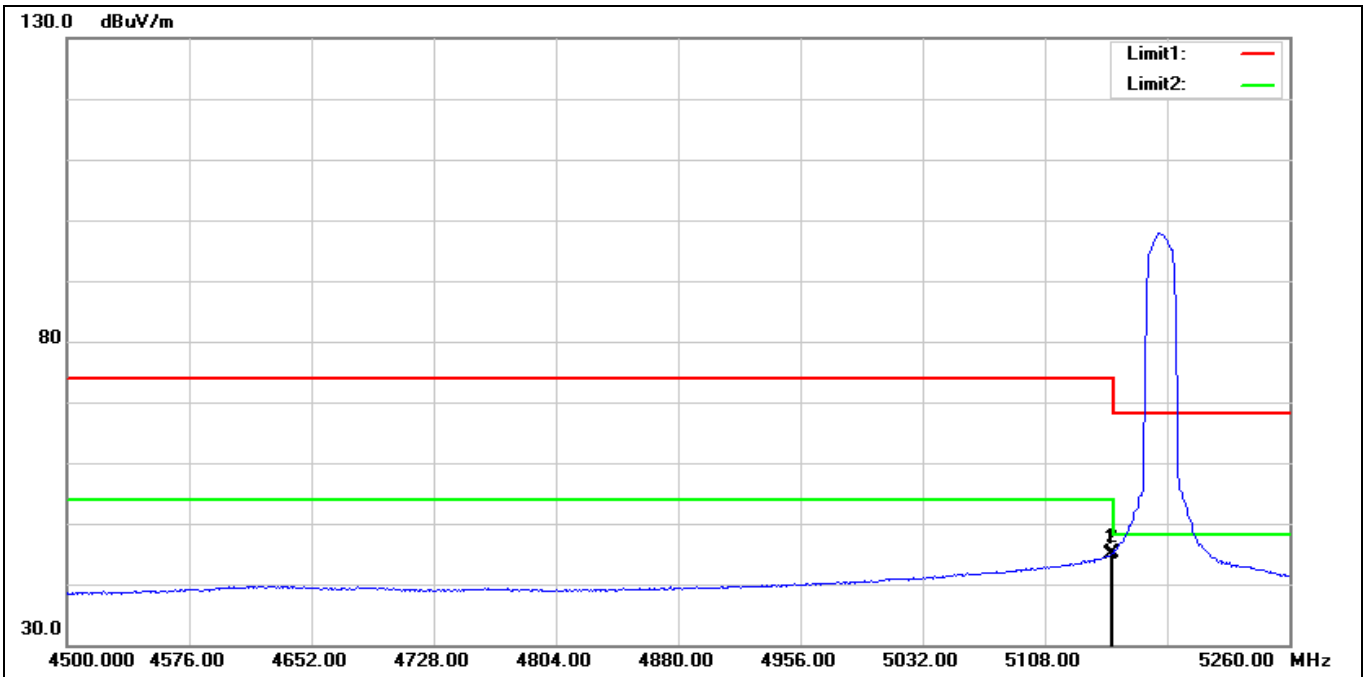
Average

Standard:	Part 15E	Test Site:	966 Chamber
Polarization:	Horizontal		
Test Mode:	802.11a 5180 MHz		
Remark:			



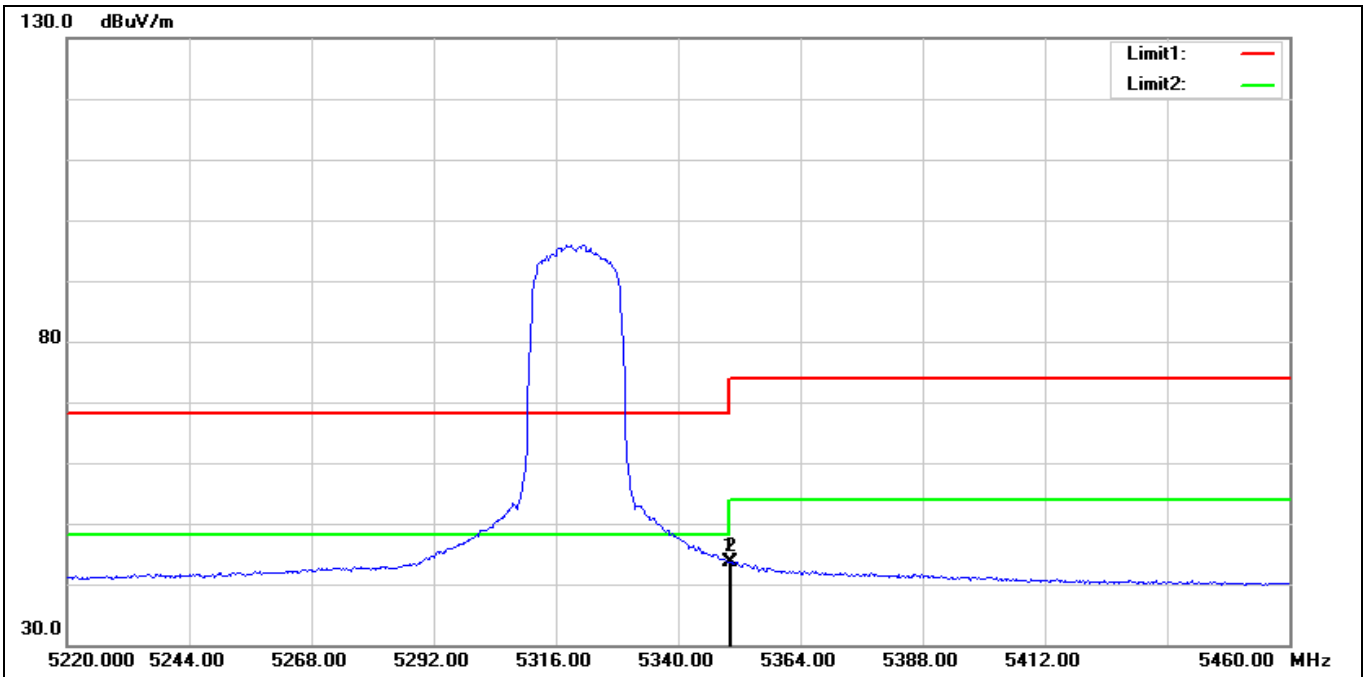
No.	Frequency (MHz)	Reading (dBuV)	Correction (dB/m)	Result (dBuV/m)	Limit (dBuV/m)	Margin (dB)	Remark
1	5149.040	43.11	1.42	44.53	54.00	-9.47	AVG
2*	5150.000	43.31	1.42	44.73	54.00	-9.27	AVG

Standard:	Part 15E	Test Site:	966 Chamber
Polarization:	Vertical		
Test Mode:	802.11a 5180 MHz		
Remark:			



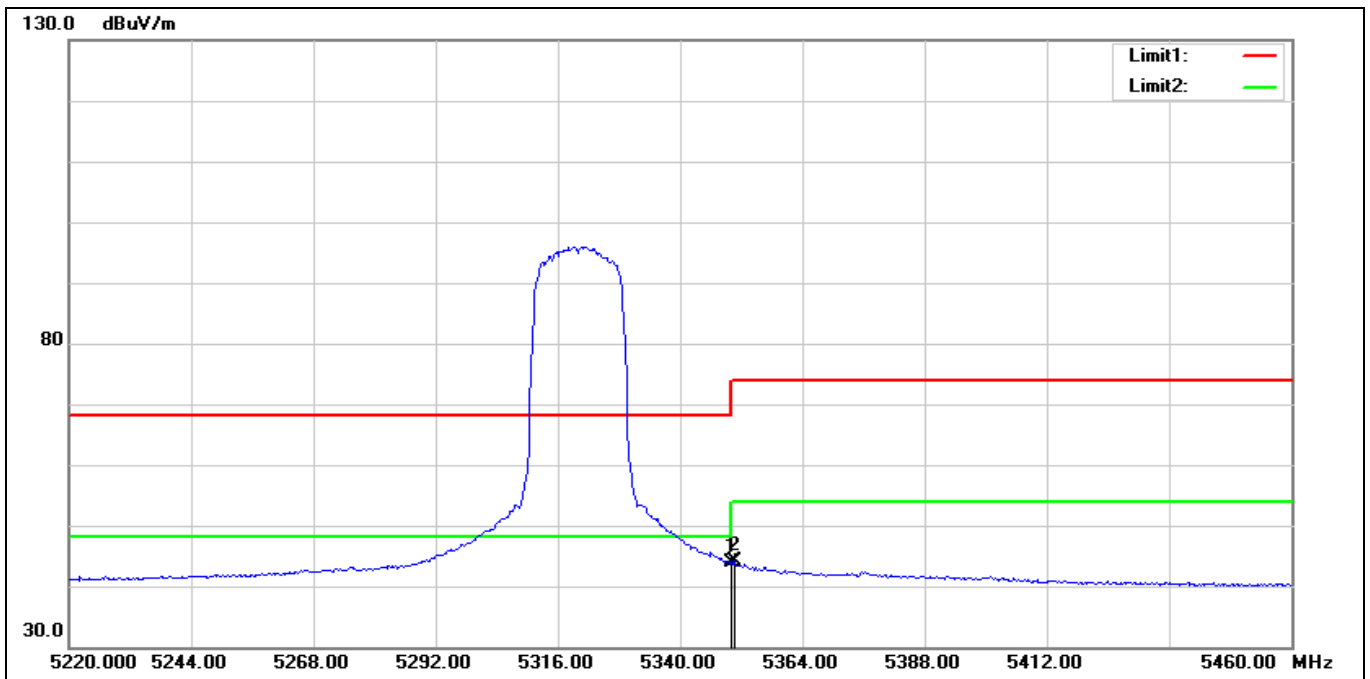
No.	Frequency (MHz)	Reading (dBuV)	Correction (dB/m)	Result (dBuV/m)	Limit (dBuV/m)	Margin (dB)	Remark
1	5149.040	43.46	1.42	44.88	54.00	-9.12	AVG
2*	5150.000	43.75	1.42	45.17	54.00	-8.83	AVG

Standard:	Part 15E	Test Site:	966 Chamber
Polarization:	Horizontal		
Test Mode:	802.11a 5320 MHz		
Remark:			



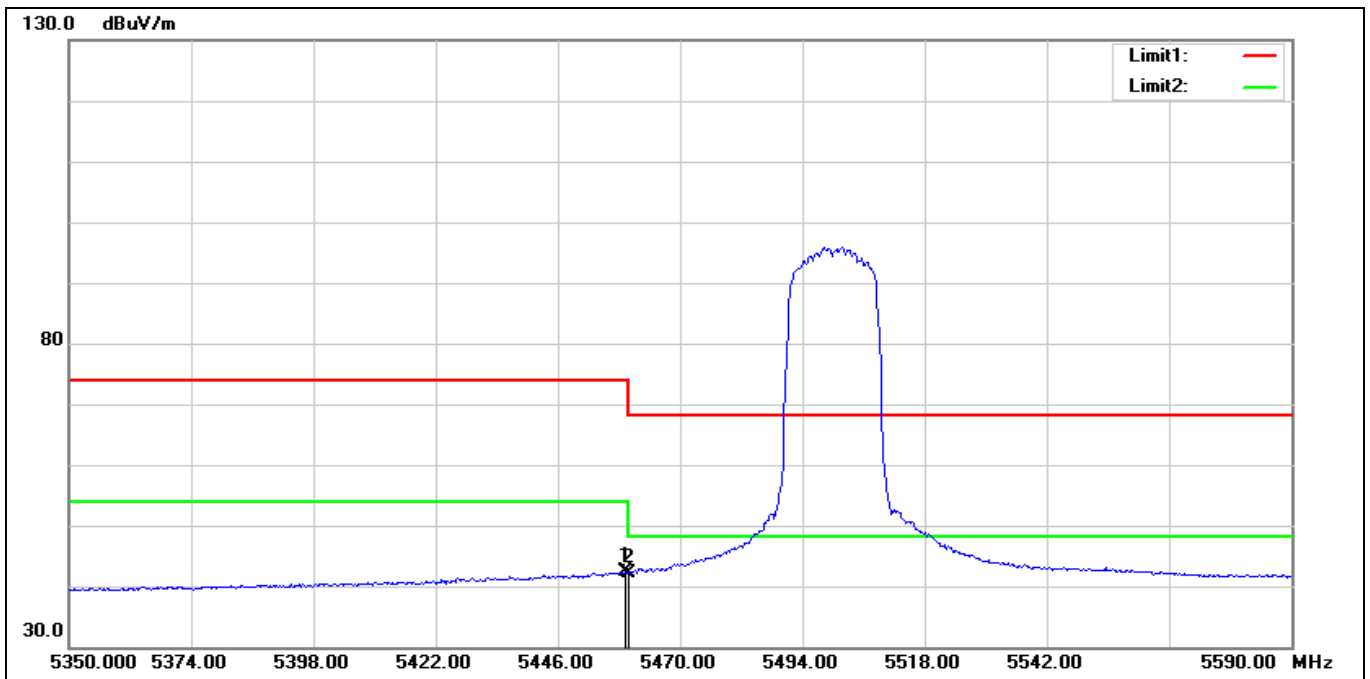
No.	Frequency (MHz)	Reading (dBuV)	Correction (dB/m)	Result (dBuV/m)	Limit (dBuV/m)	Margin (dB)	Remark
1	5350.000	42.61	1.08	43.69	54.00	-10.31	AVG
2*	5350.320	42.67	1.08	43.75	54.00	-10.25	AVG

Standard:	Part 15E	Test Site:	966 Chamber
Polarization:	Vertical		
Test Mode:	802.11a 5320 MHz		
Remark:			



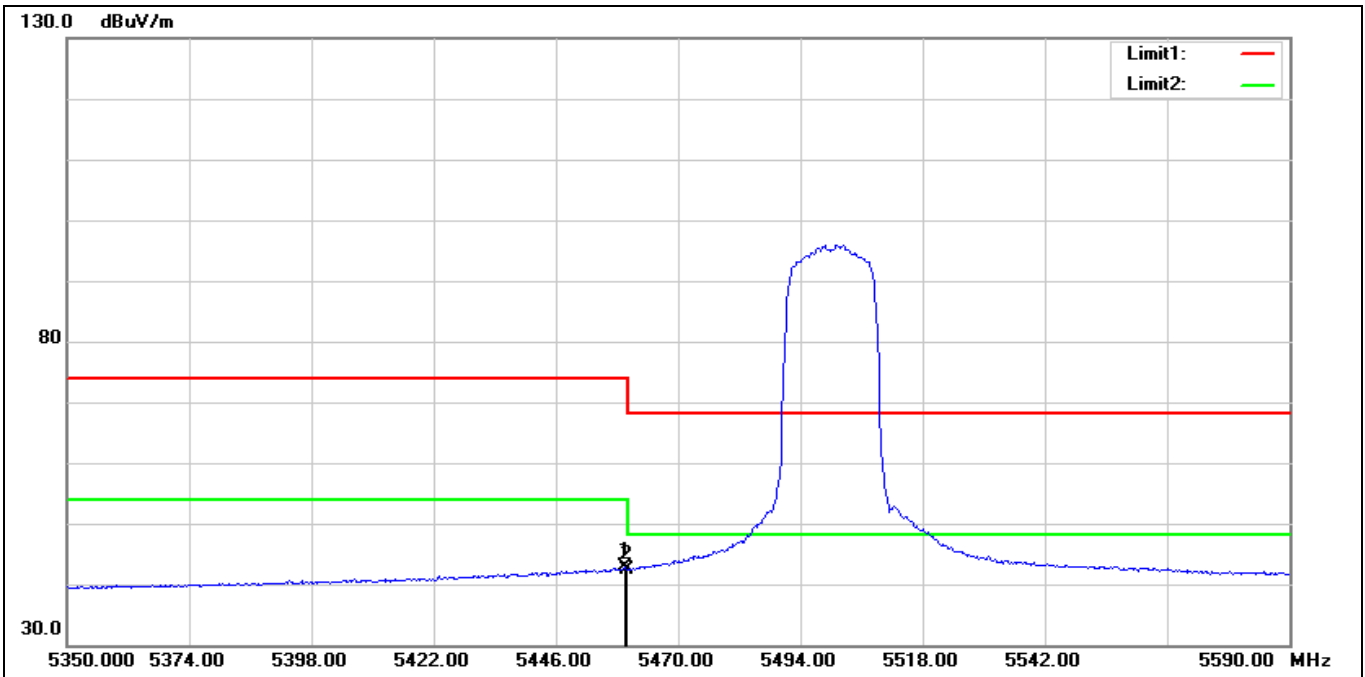
No.	Frequency (MHz)	Reading (dBuV)	Correction (dB/m)	Result (dBuV/m)	Limit (dBuV/m)	Margin (dB)	Remark
1	5350.000	42.74	1.08	43.82	54.00	-10.18	AVG
2*	5350.560	42.94	1.08	44.02	54.00	-9.98	AVG

Standard:	Part 15E	Test Site:	966 Chamber
Polarization:	Horizontal		
Test Mode:	802.11a 5500 MHz		
Remark:			



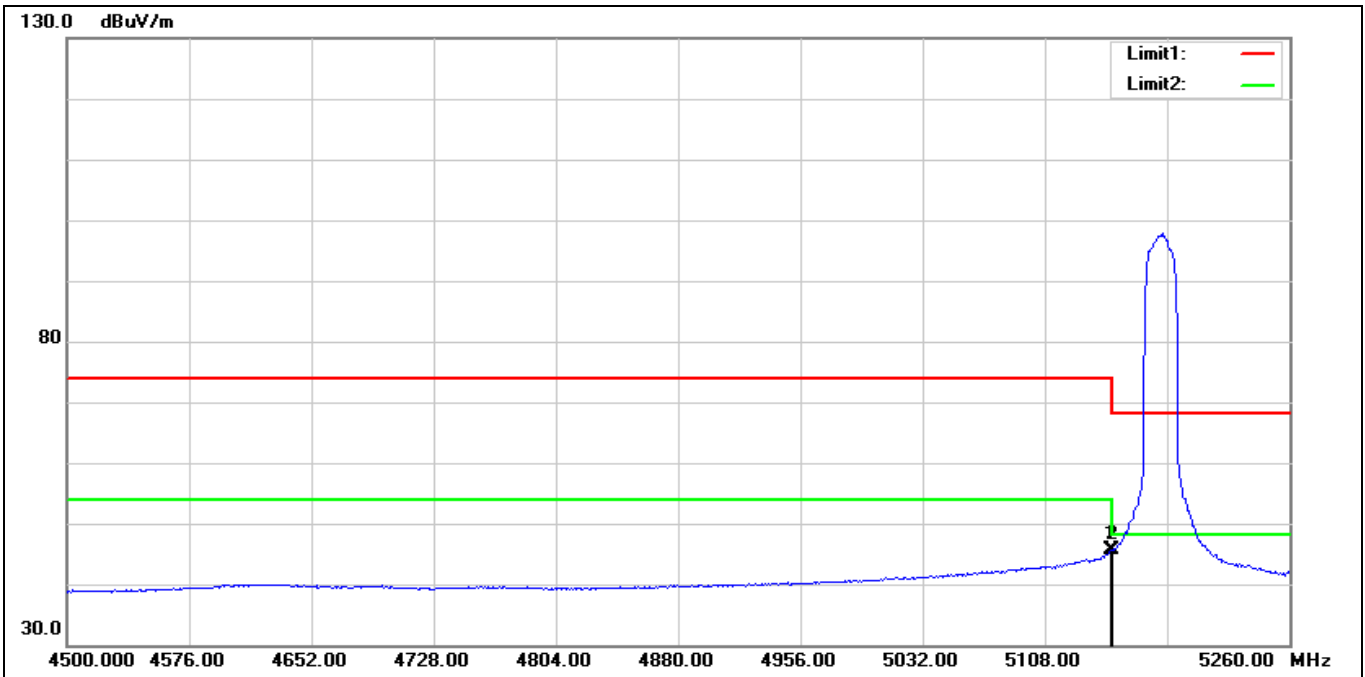
No.	Frequency (MHz)	Reading (dBuV)	Correction (dB/m)	Result (dBuV/m)	Limit (dBuV/m)	Margin (dB)	Remark
1*	5459.200	40.62	1.73	42.35	54.00	-11.65	AVG
2	5460.000	40.46	1.73	42.19	54.00	-11.81	AVG

Standard:	Part 15E	Test Site:	966 Chamber
Polarization:	Vertical		
Test Mode:	802.11a 5500 MHz		
Remark:			



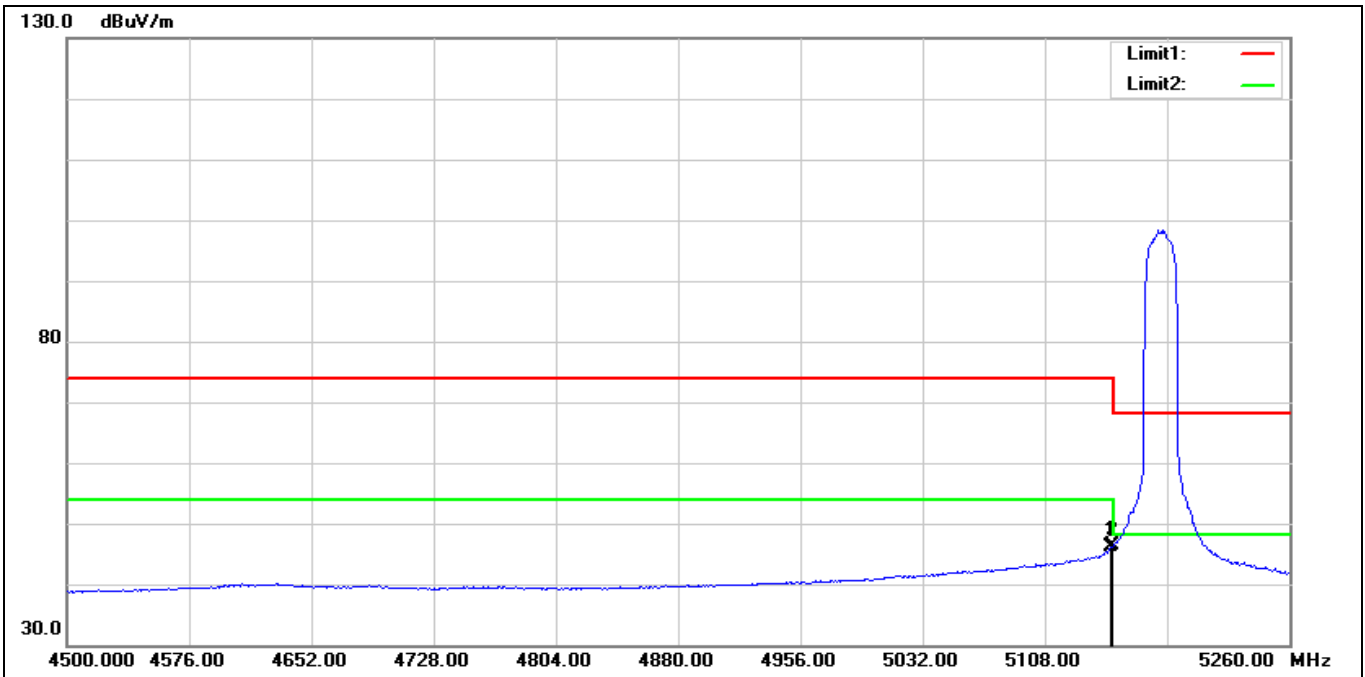
No.	Frequency (MHz)	Reading (dBuV)	Correction (dB/m)	Result (dBuV/m)	Limit (dBuV/m)	Margin (dB)	Remark
1*	5459.440	41.17	1.73	42.90	54.00	-11.10	AVG
2	5460.000	40.72	1.73	42.45	54.00	-11.55	AVG

Standard:	Part 15E	Test Site:	966 Chamber
Polarization:	Horizontal		
Test Mode:	802.11ac VHT20 5180 MHz		
Remark:			



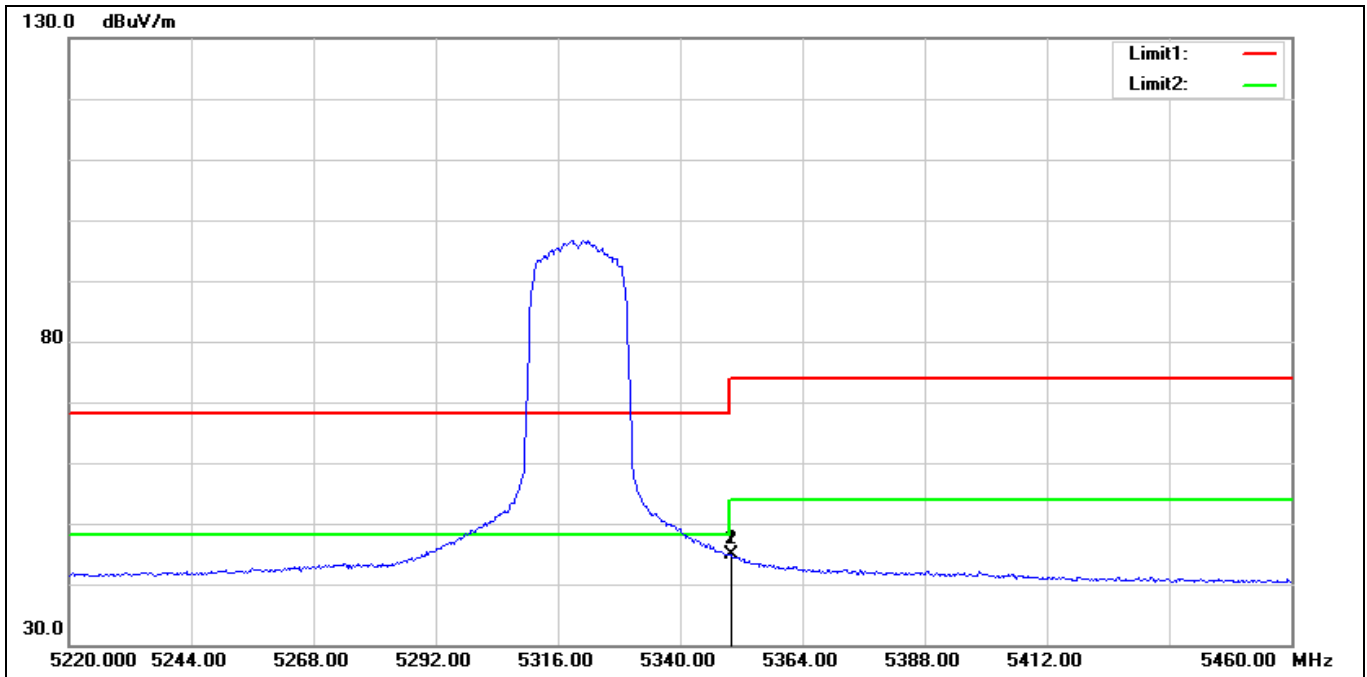
No.	Frequency (MHz)	Reading (dBuV)	Correction (dB/m)	Result (dBuV/m)	Limit (dBuV/m)	Margin (dB)	Remark
1	5149.040	44.13	1.42	45.55	54.00	-8.45	AVG
2*	5150.000	44.15	1.42	45.57	54.00	-8.43	AVG

Standard:	Part 15E	Test Site:	966 Chamber
Polarization:	Vertical		
Test Mode:	802.11ac VHT20 5180 MHz		
Remark:			



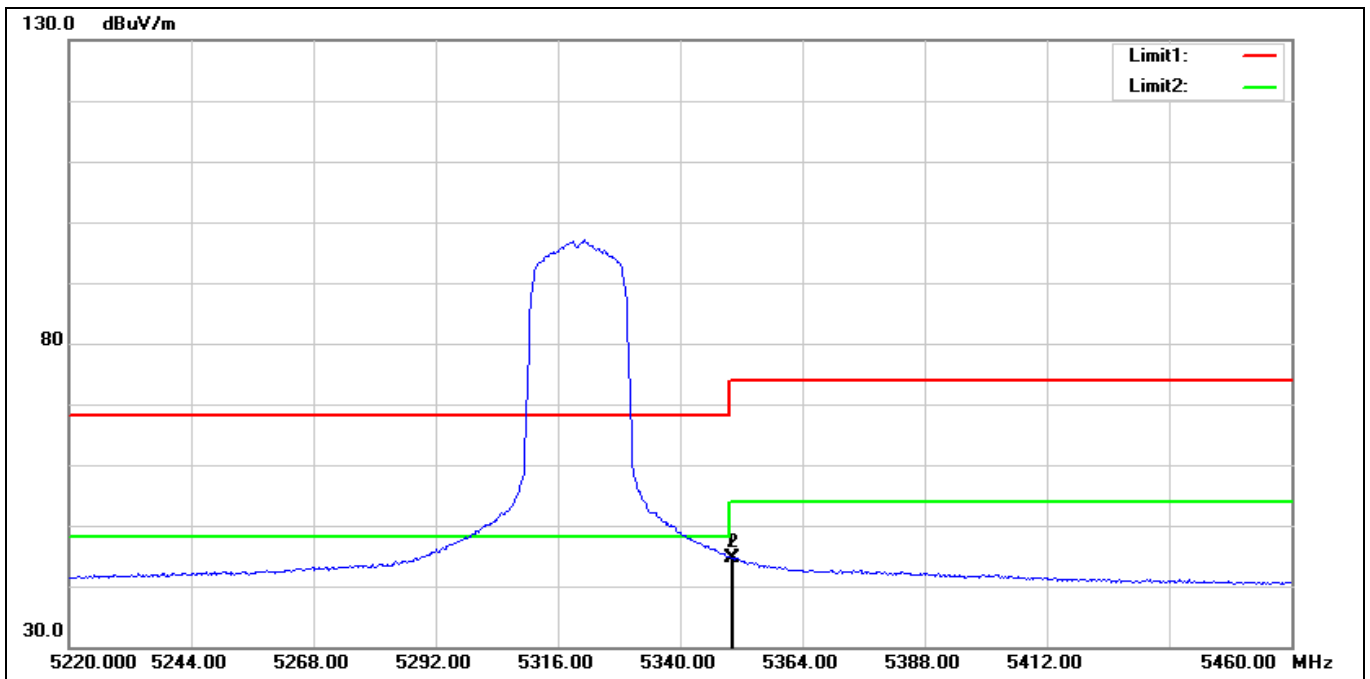
No.	Frequency (MHz)	Reading (dBuV)	Correction (dB/m)	Result (dBuV/m)	Limit (dBuV/m)	Margin (dB)	Remark
1	5149.040	44.71	1.42	46.13	54.00	-7.87	AVG
2*	5150.000	44.84	1.42	46.26	54.00	-7.74	AVG

Standard:	Part 15E	Test Site:	966 Chamber
Polarization:	Horizontal		
Test Mode:	802.11ac VHT20 5320 MHz		
Remark:			



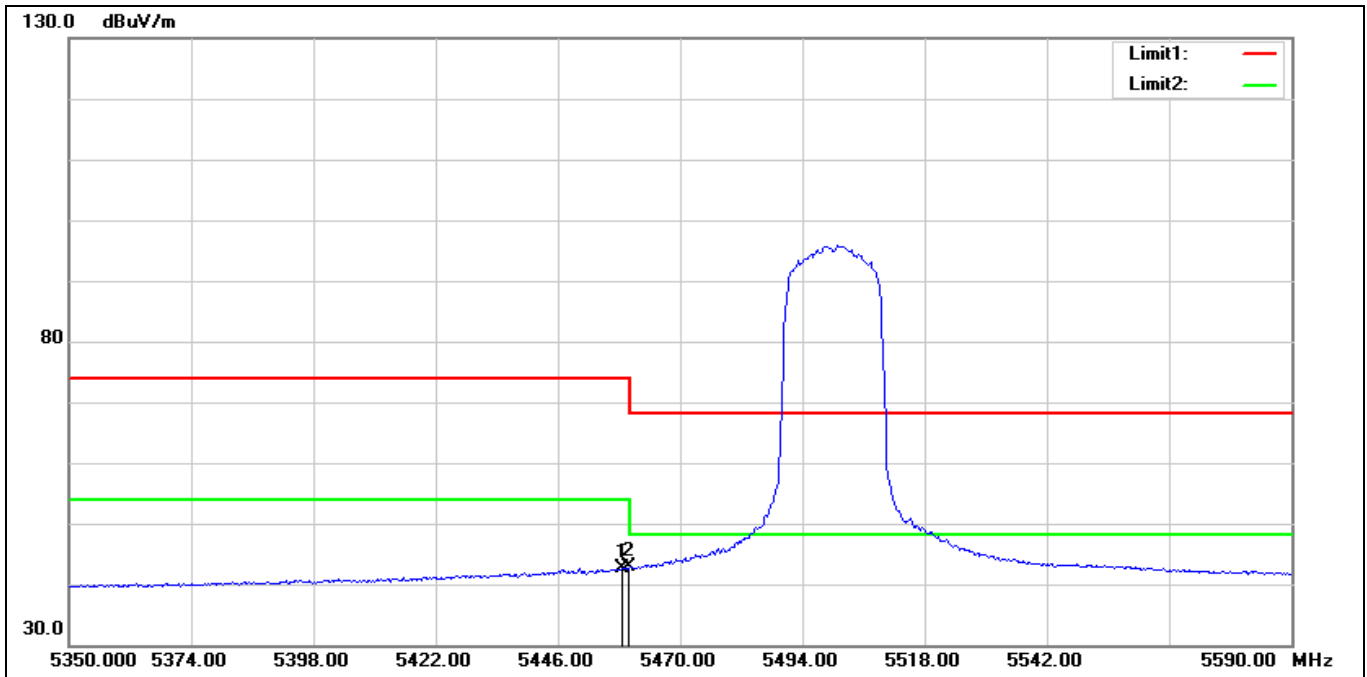
No.	Frequency (MHz)	Reading (dBuV)	Correction (dB/m)	Result (dBuV/m)	Limit (dBuV/m)	Margin (dB)	Remark
1*	5350.000	43.69	1.08	44.77	54.00	-9.23	AVG
2	5350.080	43.69	1.08	44.77	54.00	-9.23	AVG

Standard:	Part 15E	Test Site:	966 Chamber
Polarization:	Vertical		
Test Mode:	802.11ac VHT20 5320 MHz		
Remark:			



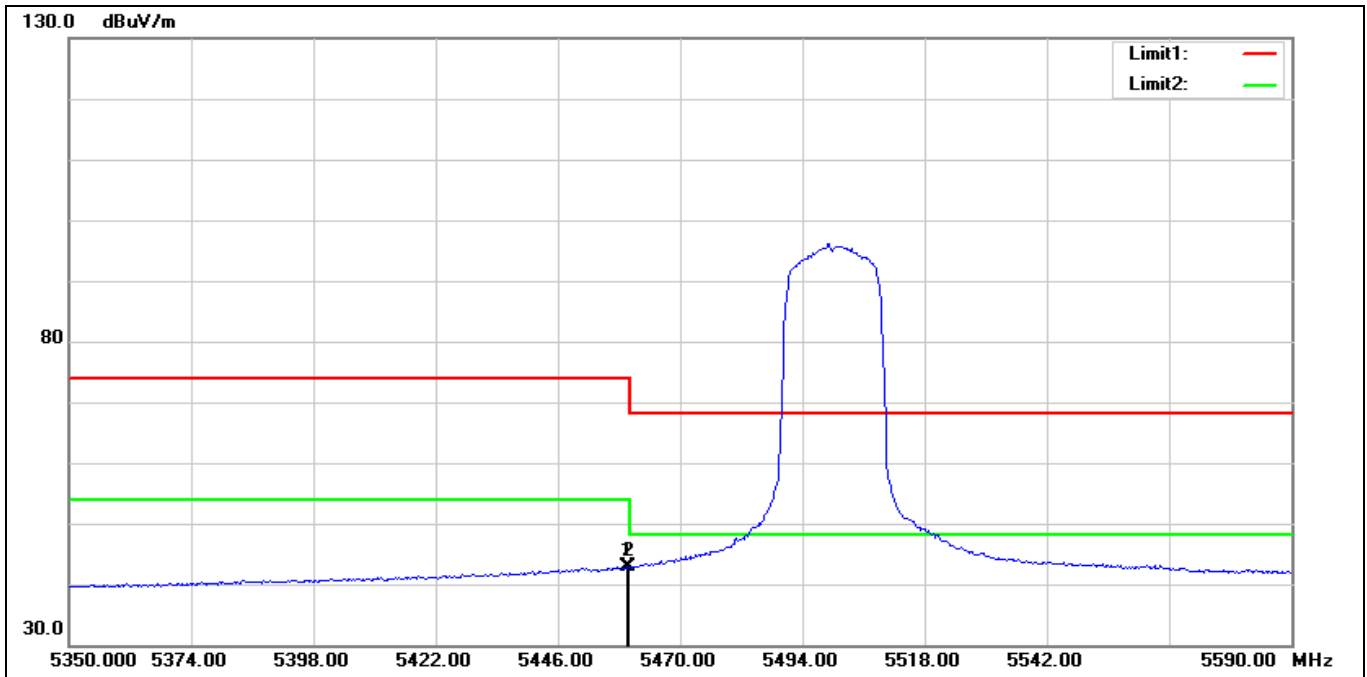
No.	Frequency (MHz)	Reading (dBuV)	Correction (dB/m)	Result (dBuV/m)	Limit (dBuV/m)	Margin (dB)	Remark
1	5350.000	43.53	1.08	44.61	54.00	-9.39	AVG
2*	5350.320	43.65	1.08	44.73	54.00	-9.27	AVG

Standard:	Part 15E	Test Site:	966 Chamber
Polarization:	Horizontal		
Test Mode:	802.11ac VHT20 5500 MHz		
Remark:			



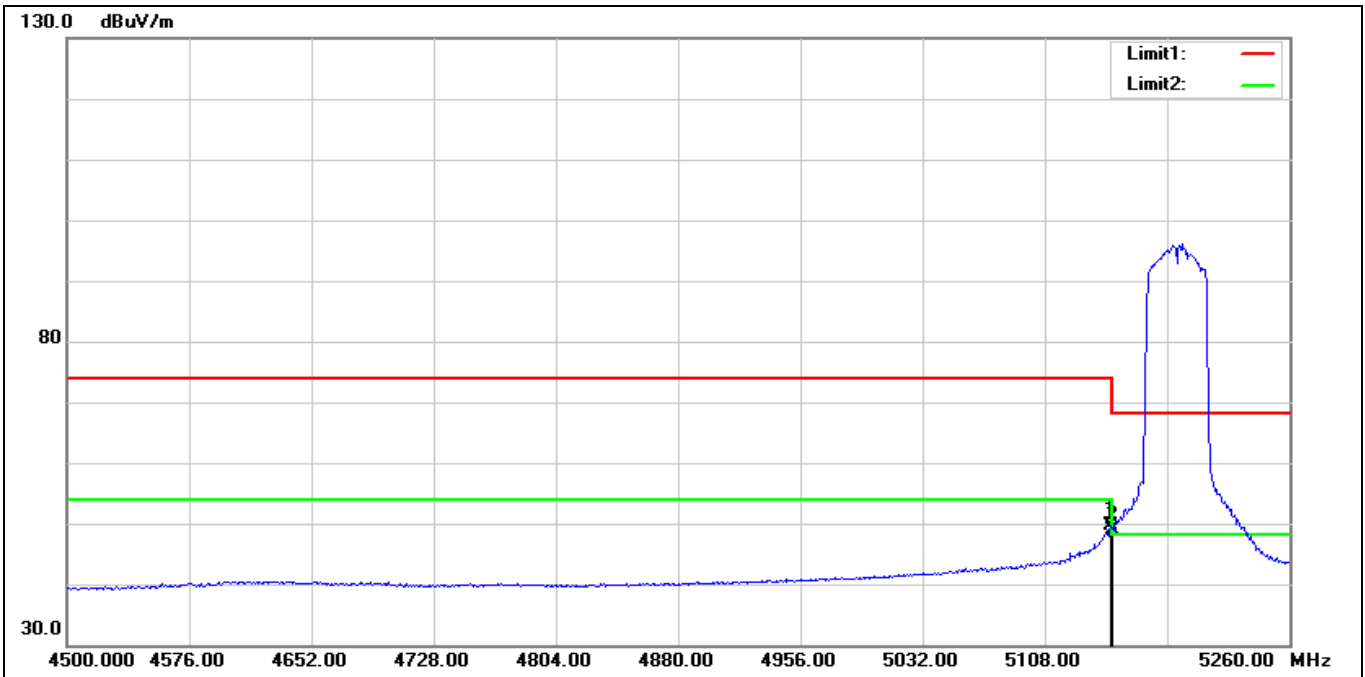
No.	Frequency (MHz)	Reading (dBuV)	Correction (dB/m)	Result (dBuV/m)	Limit (dBuV/m)	Margin (dB)	Remark
1	5458.480	40.93	1.73	42.66	54.00	-11.34	AVG
2*	5460.000	41.03	1.73	42.76	54.00	-11.24	AVG

Standard:	Part 15E	Test Site:	966 Chamber
Polarization:	Vertical		
Test Mode:	802.11ac VHT20 5500 MHz		
Remark:			



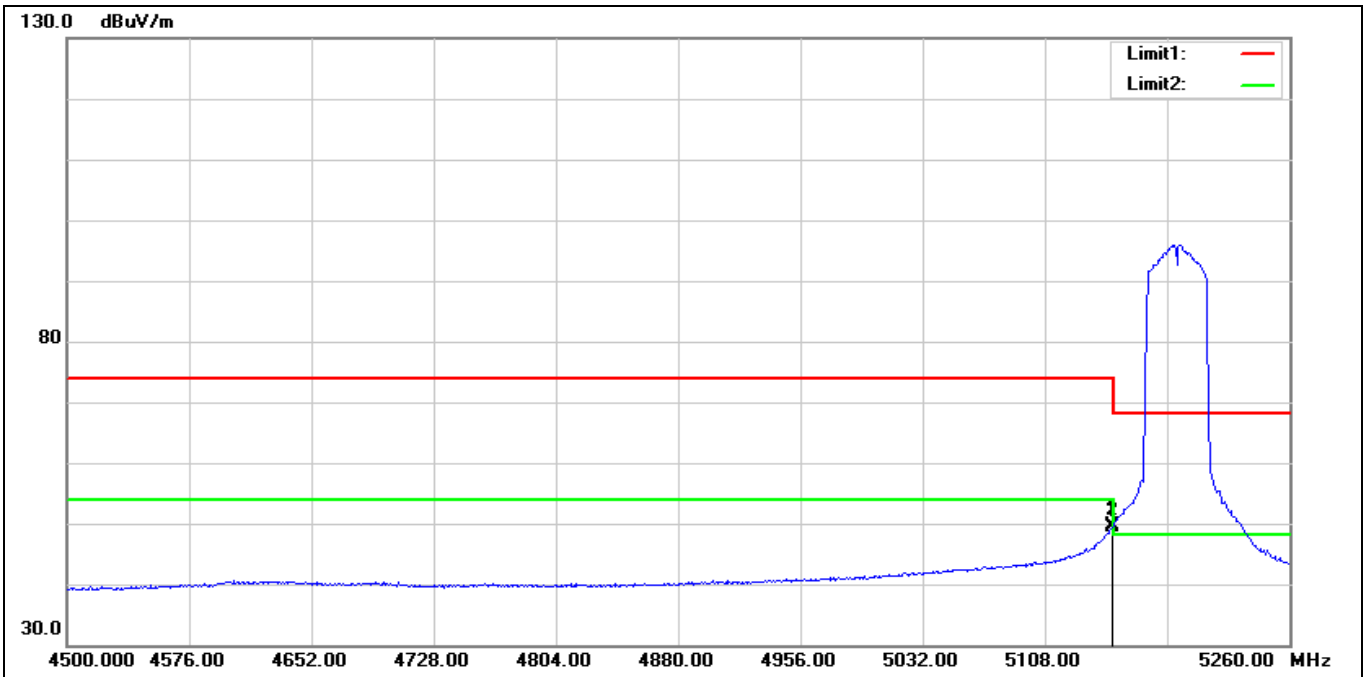
No.	Frequency (MHz)	Reading (dBuV)	Correction (dB/m)	Result (dBuV/m)	Limit (dBuV/m)	Margin (dB)	Remark
1	5459.680	41.10	1.73	42.83	54.00	-11.17	AVG
2*	5460.000	41.19	1.73	42.92	54.00	-11.08	AVG

Standard:	Part 15E	Test Site:	966 Chamber
Polarization:	Horizontal		
Test Mode:	802.11ac VHT40 5190 MHz		
Remark:			



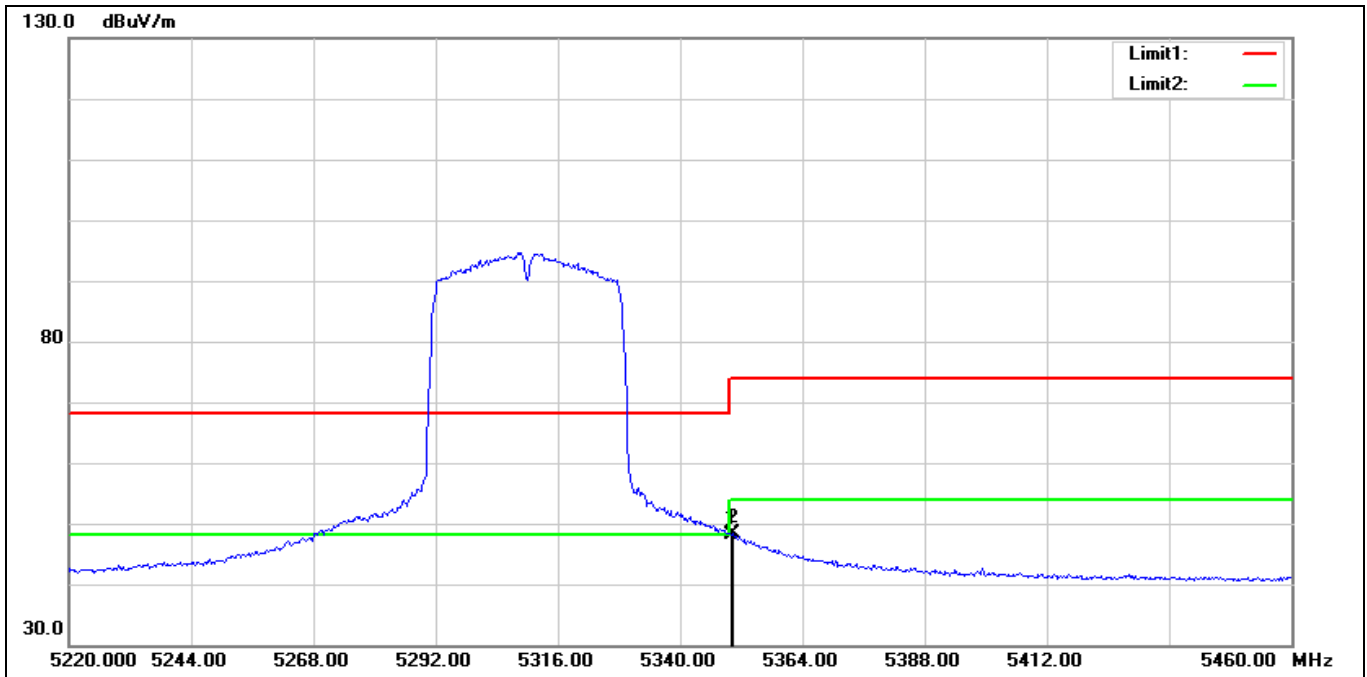
No.	Frequency (MHz)	Reading (dBuV)	Correction (dB/m)	Result (dBuV/m)	Limit (dBuV/m)	Margin (dB)	Remark
1*	5149.040	48.27	1.42	49.69	54.00	-4.31	AVG
2	5150.000	47.37	1.42	48.79	54.00	-5.21	AVG

Standard:	Part 15E	Test Site:	966 Chamber
Polarization:	Vertical		
Test Mode:	802.11ac VHT40 5190 MHz		
Remark:			



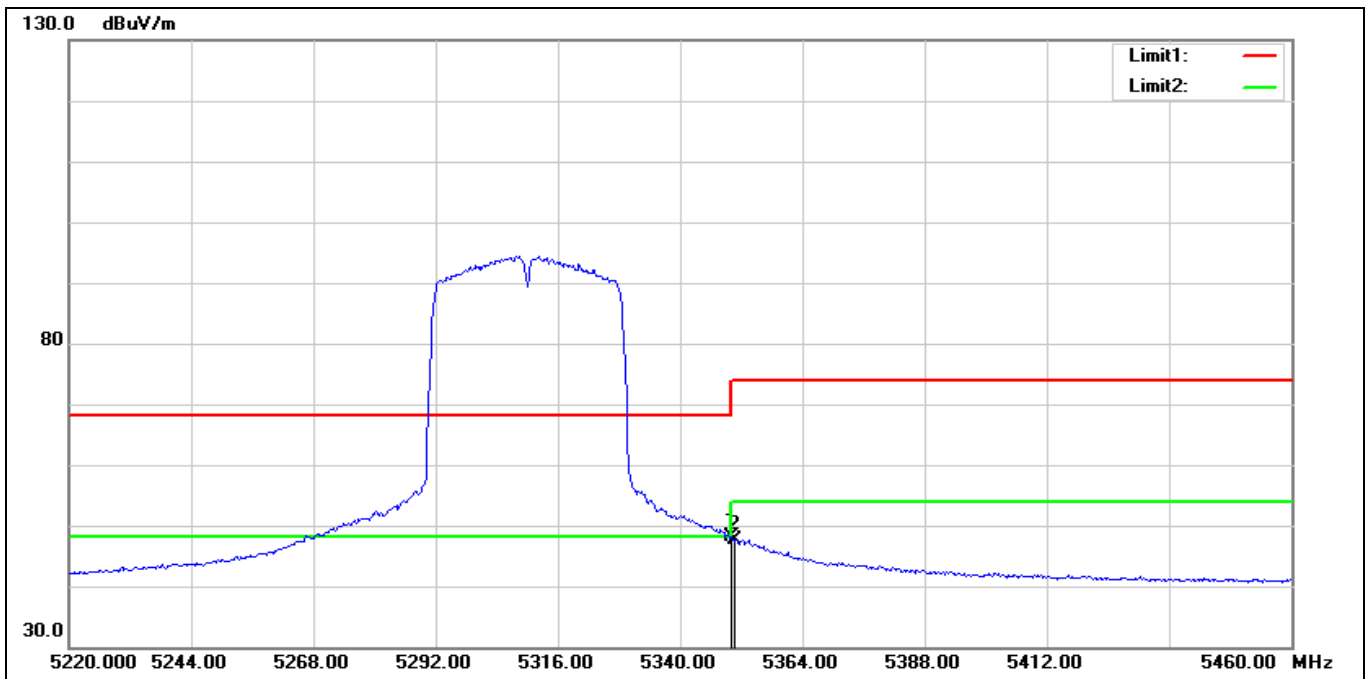
No.	Frequency (MHz)	Reading (dBuV)	Correction (dB/m)	Result (dBuV/m)	Limit (dBuV/m)	Margin (dB)	Remark
1	5149.800	47.90	1.42	49.32	54.00	-4.68	AVG
2*	5150.000	48.28	1.42	49.70	54.00	-4.30	AVG

Standard:	Part 15E	Test Site:	966 Chamber
Polarization:	Horizontal		
Test Mode:	802.11ac VHT40 5310 MHz		
Remark:			



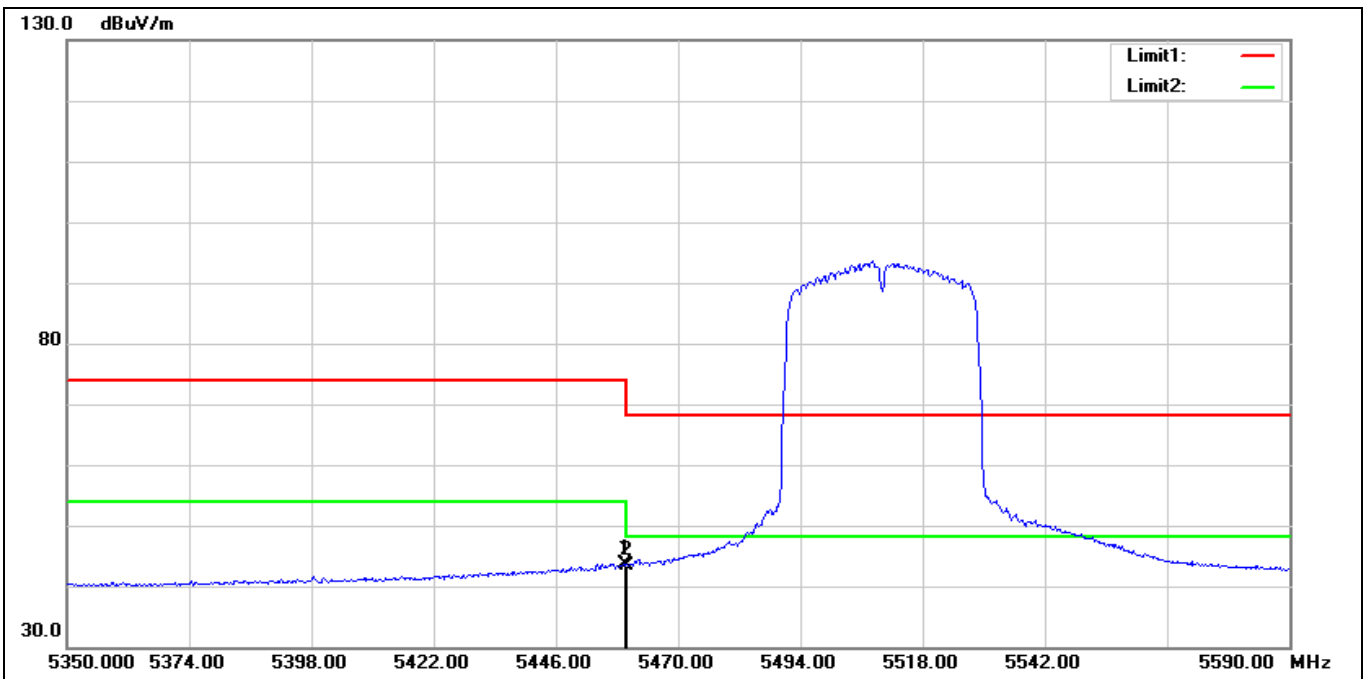
No.	Frequency (MHz)	Reading (dBuV)	Correction (dB/m)	Result (dBuV/m)	Limit (dBuV/m)	Margin (dB)	Remark
1	5350.000	46.95	1.08	48.03	54.00	-5.97	AVG
2*	5350.320	47.24	1.08	48.32	54.00	-5.68	AVG

Standard:	Part 15E	Test Site:	966 Chamber
Polarization:	Vertical		
Test Mode:	802.11ac VHT40 5310 MHz		
Remark:			



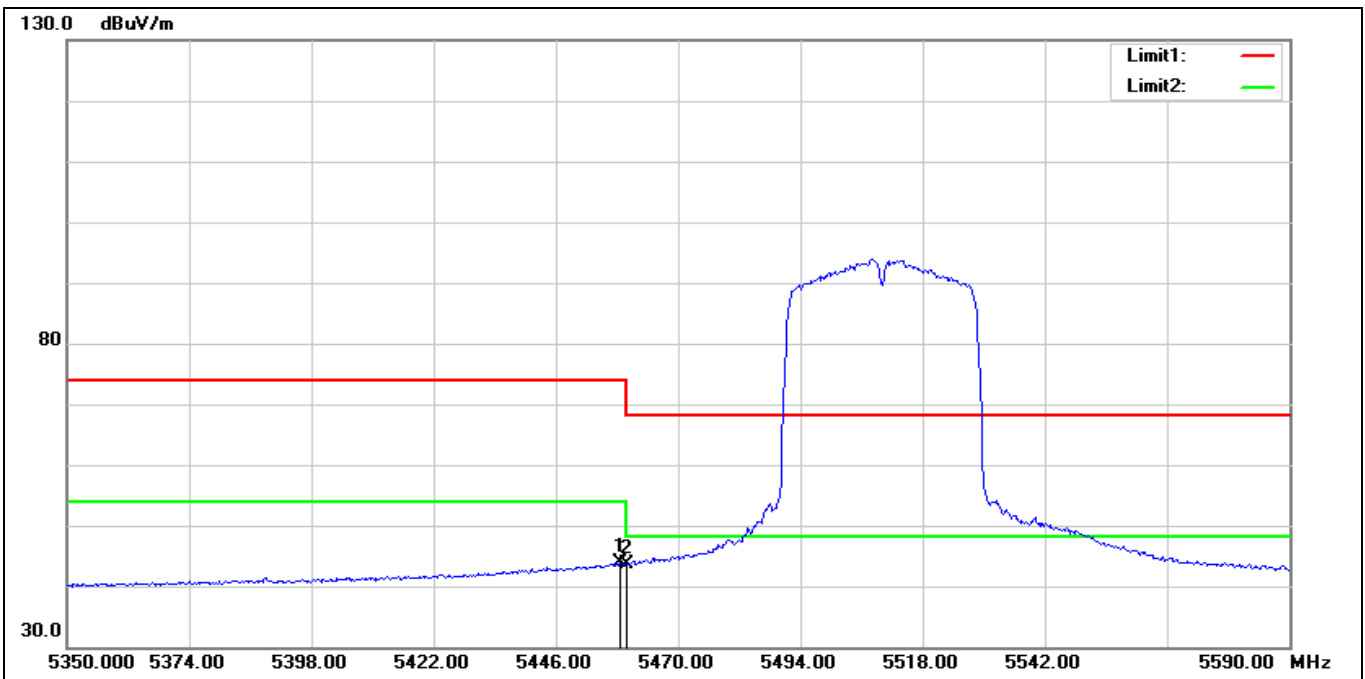
No.	Frequency (MHz)	Reading (dBuV)	Correction (dB/m)	Result (dBuV/m)	Limit (dBuV/m)	Margin (dB)	Remark
1*	5350.000	47.05	1.08	48.13	54.00	-5.87	AVG
2	5350.560	46.65	1.08	47.73	54.00	-6.27	AVG

Standard:	Part 15E	Test Site:	966 Chamber
Polarization:	Horizontal		
Test Mode:	802.11ac VHT40 5510 MHz		
Remark:			



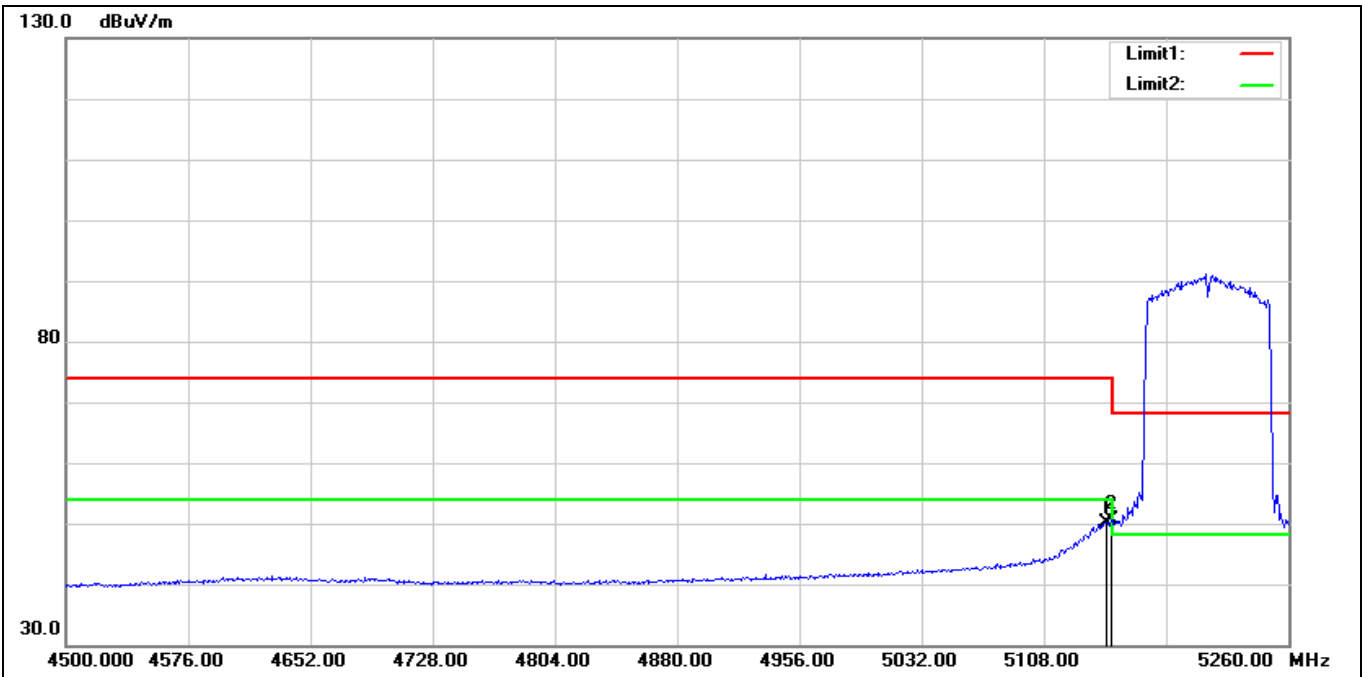
No.	Frequency (MHz)	Reading (dBuV)	Correction (dB/m)	Result (dBuV/m)	Limit (dBuV/m)	Margin (dB)	Remark
1*	5459.680	41.87	1.73	43.60	54.00	-10.40	AVG
2	5460.000	41.70	1.73	43.43	54.00	-10.57	AVG

Standard:	Part 15E	Test Site:	966 Chamber
Polarization:	Vertical		
Test Mode:	802.11ac VHT40 5510 MHz		
Remark:			



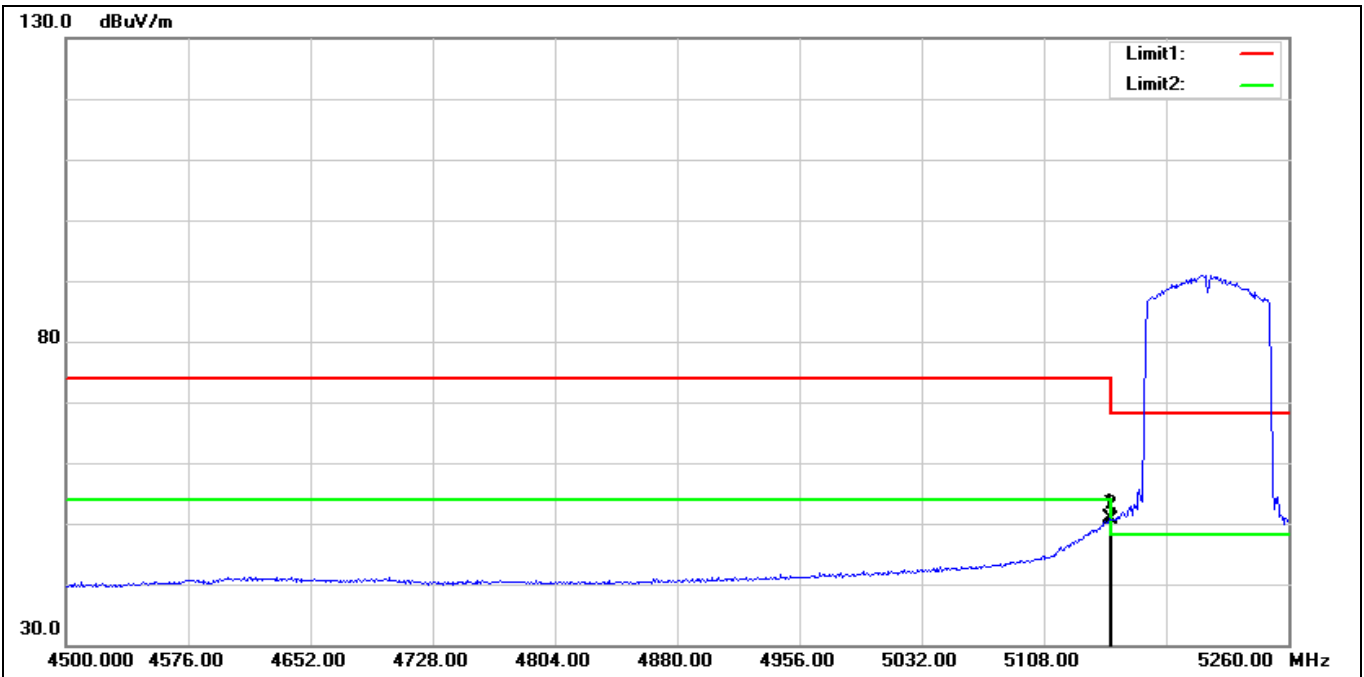
No.	Frequency (MHz)	Reading (dBuV)	Correction (dB/m)	Result (dBuV/m)	Limit (dBuV/m)	Margin (dB)	Remark
1*	5458.480	42.14	1.73	43.87	54.00	-10.13	AVG
2	5460.000	41.93	1.73	43.66	54.00	-10.34	AVG

Standard:	Part 15E	Test Site:	966 Chamber
Polarization:	Horizontal		
Test Mode:	802.11ac VHT80 5210 MHz		
Remark:			



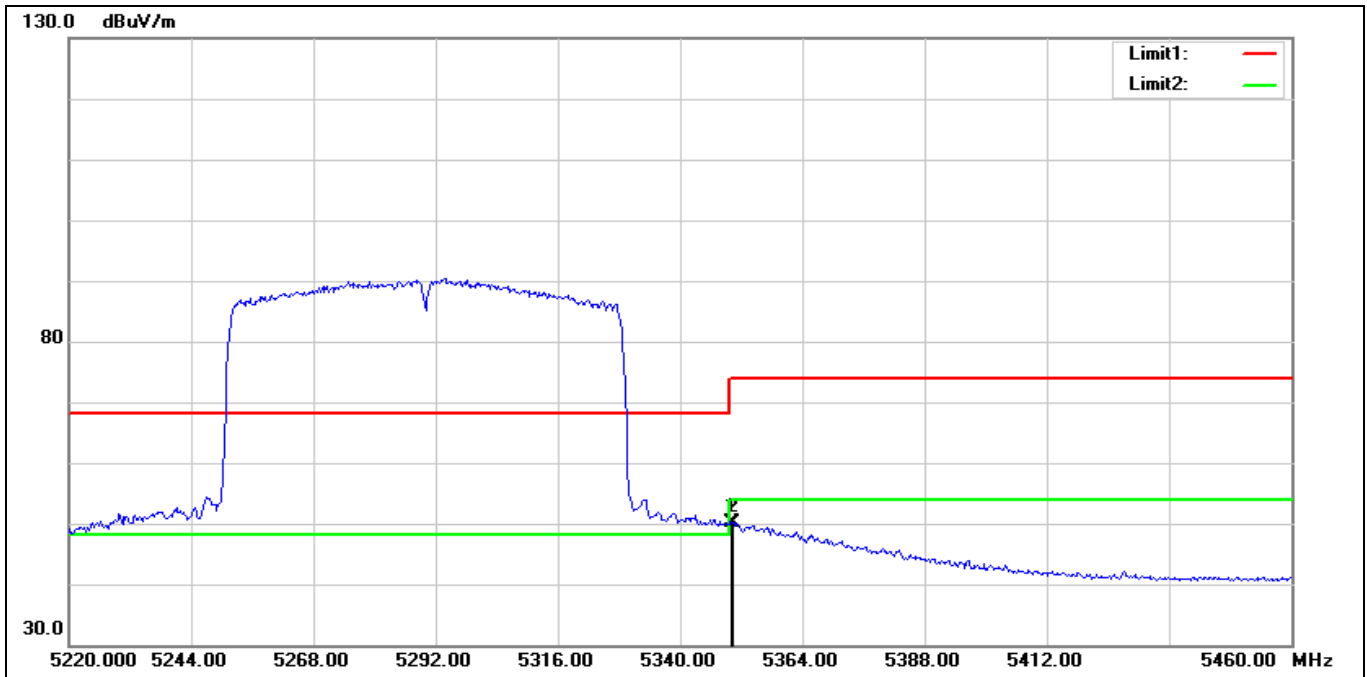
No.	Frequency (MHz)	Reading (dBuV)	Correction (dB/m)	Result (dBuV/m)	Limit (dBuV/m)	Margin (dB)	Remark
1	5146.760	48.78	1.42	50.20	54.00	-3.80	AVG
2*	5150.000	49.31	1.42	50.73	54.00	-3.27	AVG

Standard:	Part 15E	Test Site:	966 Chamber
Polarization:	Vertical		
Test Mode:	802.11ac VHT80 5210 MHz		
Remark:			



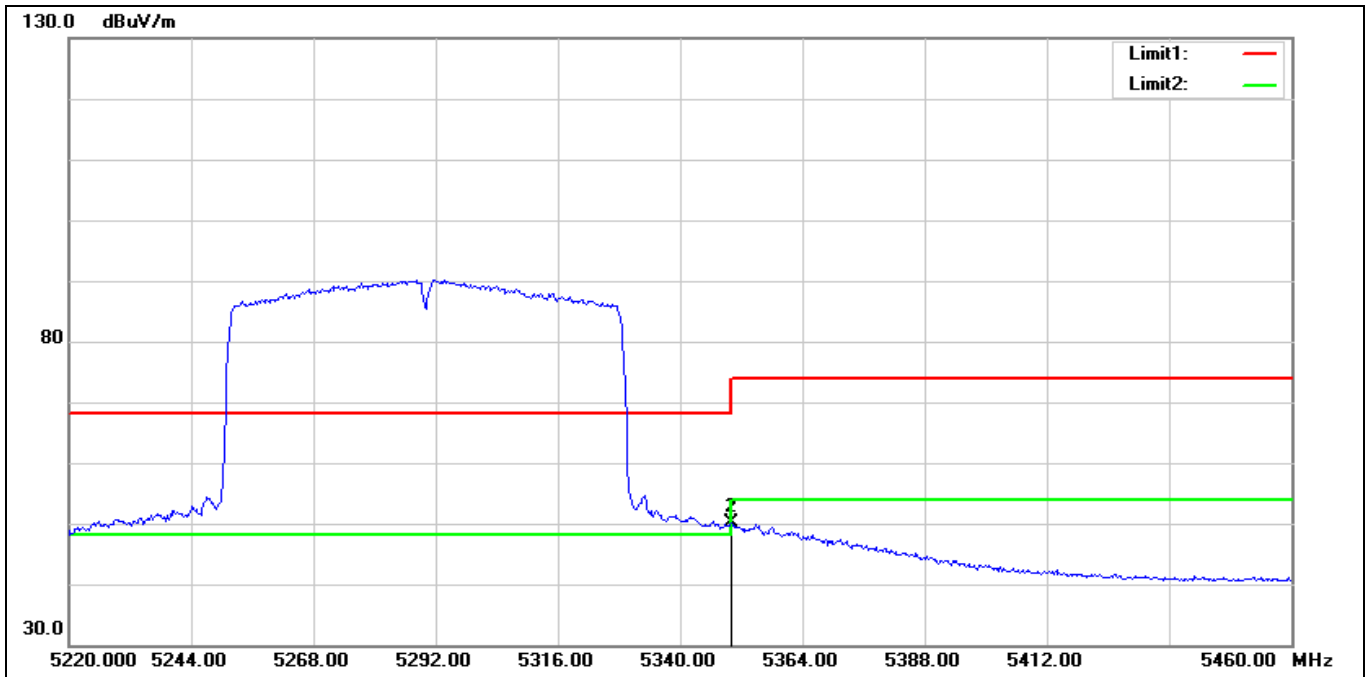
No.	Frequency (MHz)	Reading (dBuV)	Correction (dB/m)	Result (dBuV/m)	Limit (dBuV/m)	Margin (dB)	Remark
1*	5149.040	49.39	1.42	50.81	54.00	-3.19	AVG
2	5150.000	49.15	1.42	50.57	54.00	-3.43	AVG

Standard:	Part 15E	Test Site:	966 Chamber
Polarization:	Horizontal		
Test Mode:	802.11ac VHT80 5290 MHz		
Remark:			



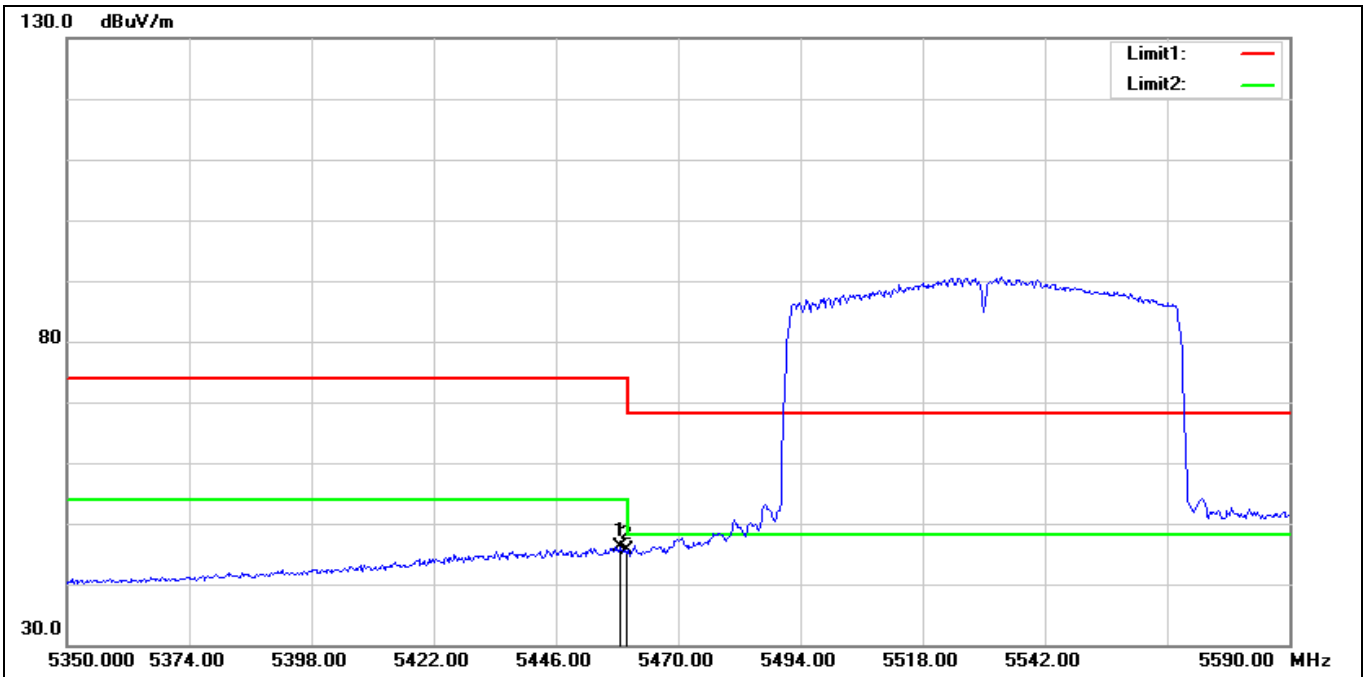
No.	Frequency (MHz)	Reading (dBuV)	Correction (dB/m)	Result (dBuV/m)	Limit (dBuV/m)	Margin (dB)	Remark
1	5350.000	49.04	1.08	50.12	54.00	-3.88	AVG
2*	5350.320	49.14	1.08	50.22	54.00	-3.78	AVG

Standard:	Part 15E	Test Site:	966 Chamber
Polarization:	Vertical		
Test Mode:	802.11ac VHT80 5290 MHz		
Remark:			



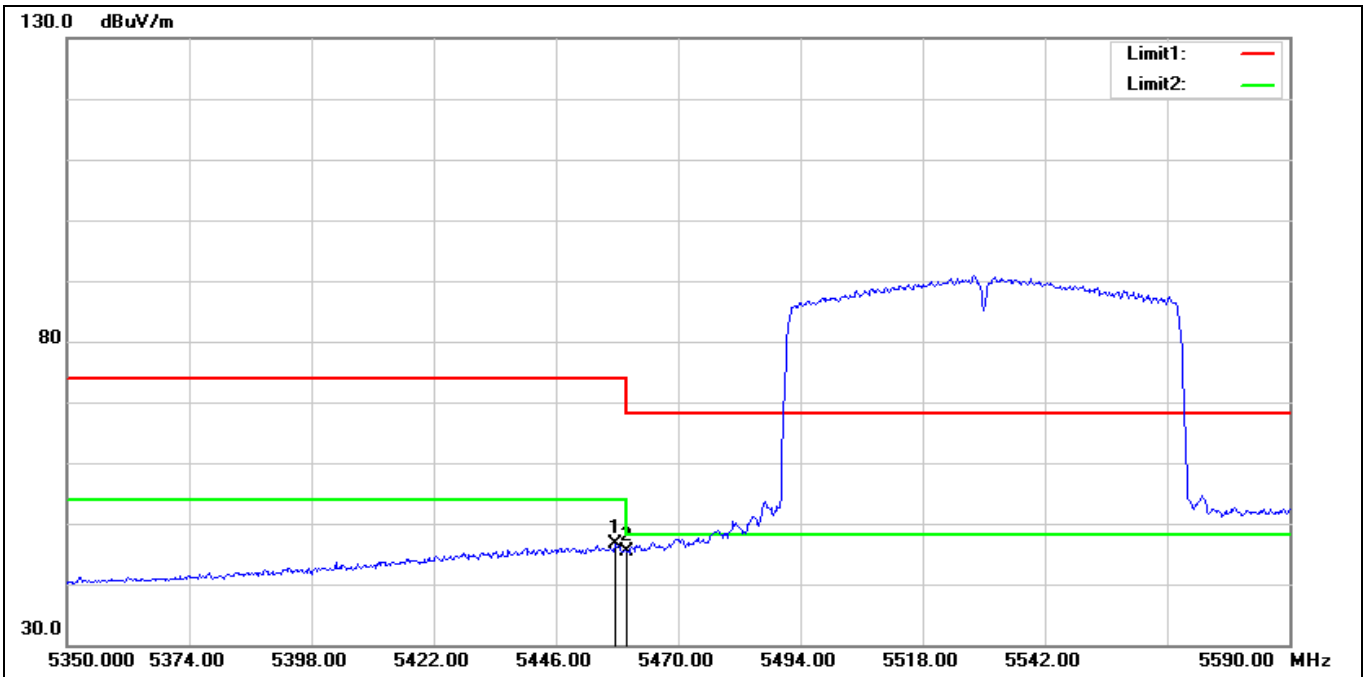
No.	Frequency (MHz)	Reading (dBuV)	Correction (dB/m)	Result (dBuV/m)	Limit (dBuV/m)	Margin (dB)	Remark
1*	5350.000	48.93	1.08	50.01	54.00	-3.99	AVG
2	5350.080	48.93	1.08	50.01	54.00	-3.99	AVG

Standard:	Part 15E	Test Site:	966 Chamber
Polarization:	Horizontal		
Test Mode:	802.11ac VHT80 5530 MHz		
Remark:			



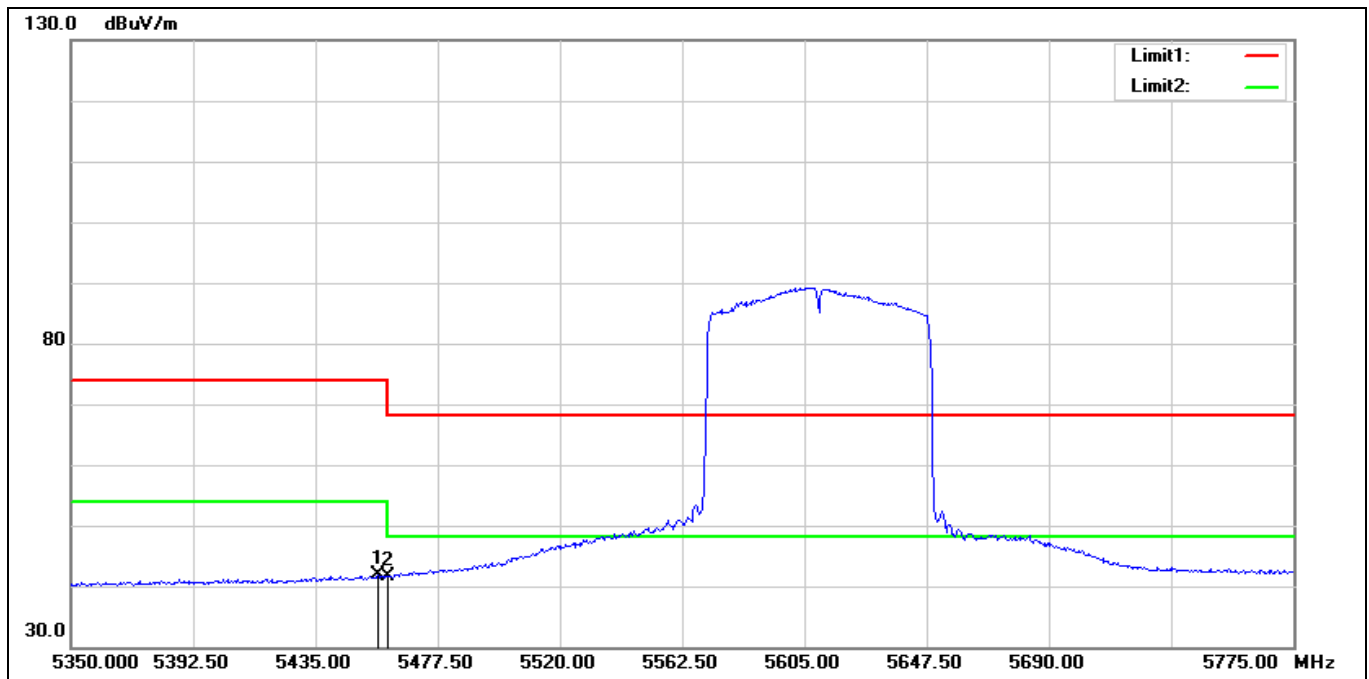
No.	Frequency (MHz)	Reading (dBuV)	Correction (dB/m)	Result (dBuV/m)	Limit (dBuV/m)	Margin (dB)	Remark
1*	5458.480	44.52	1.73	46.25	54.00	-7.75	AVG
2	5460.000	43.86	1.73	45.59	54.00	-8.41	AVG

Standard:	Part 15E	Test Site:	966 Chamber
Polarization:	Vertical		
Test Mode:	802.11ac VHT80 5530 MHz		
Remark:			



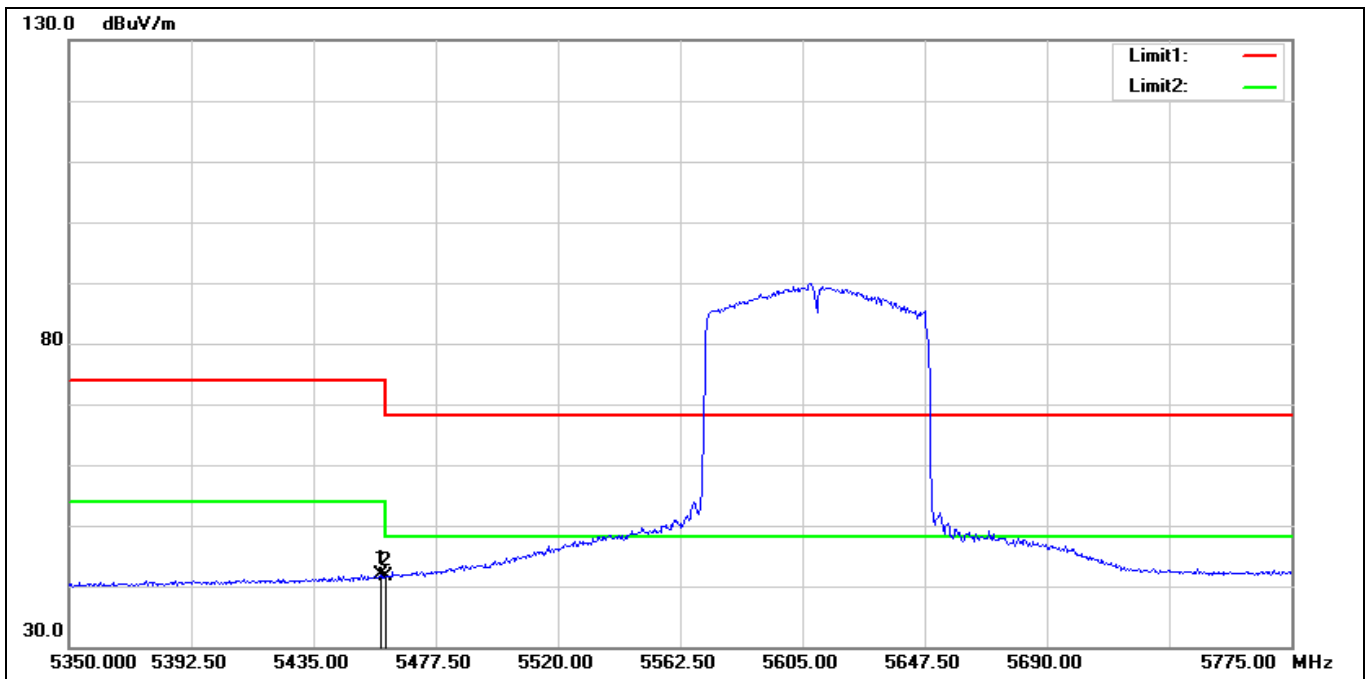
No.	Frequency (MHz)	Reading (dBuV)	Correction (dB/m)	Result (dBuV/m)	Limit (dBuV/m)	Margin (dB)	Remark
1*	5457.520	44.92	1.72	46.64	54.00	-7.36	AVG
2	5460.000	43.67	1.73	45.40	54.00	-8.60	AVG

Standard:	Part 15E	Test Site:	966 Chamber
Polarization:	Horizontal		
Test Mode:	802.11ac VHT80 5610 MHz		
Remark:			



No.	Frequency (MHz)	Reading (dBuV)	Correction (dB/m)	Result (dBuV/m)	Limit (dBuV/m)	Margin (dB)	Remark
1*	5456.675	40.12	1.72	41.84	54.00	-12.16	AVG
2	5460.000	39.91	1.73	41.64	54.00	-12.36	AVG

Standard:	Part 15E	Test Site:	966 Chamber
Polarization:	Vertical		
Test Mode:	802.11ac VHT80 5610 MHz		
Remark:			



No.	Frequency (MHz)	Reading (dBuV)	Correction (dB/m)	Result (dBuV/m)	Limit (dBuV/m)	Margin (dB)	Remark
1*	5458.375	40.07	1.73	41.80	54.00	-12.20	AVG
2	5460.000	39.82	1.73	41.55	54.00	-12.45	AVG

5.3. Conducted Test Results

Duty cycle

Reference Appendix A / Appendix B

Maximum Conducted Output Power Measurement

Reference Appendix A

26 dB RF Bandwidth Measurement & 99 % Occupied Bandwidth Measurement

Reference Appendix A / Appendix B

6 dB RF Bandwidth Measurement & 99 % Occupied Bandwidth Measurement

Reference Appendix A / Appendix B

Maximum Power Spectral Density Measurement

Reference Appendix A / Appendix B

---END---