

要 充 电 · 找 搜 电



SD-C9



S O U D I A N

机柜电源线接入电源，启动机柜，将充电宝装入卡槽即可。

The power line of the cabinet can be connected to the power supply, the cabinet can be started, and the charging treasure can be put into the card slot.



彩宝设备

搜电小程序进入方式

微信内点击+号->扫一扫->扫描搜电租借设备二维码->进入小程序；

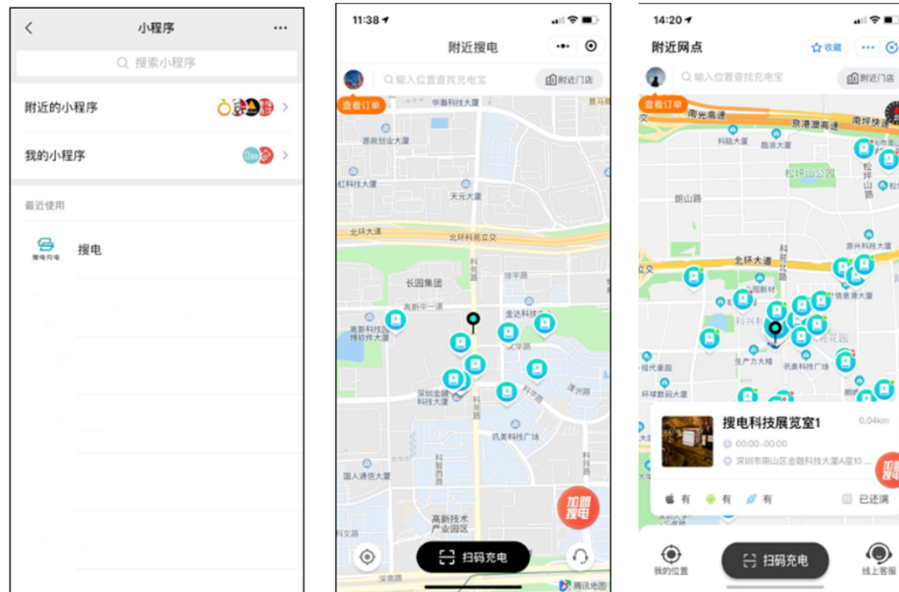
可通过扫描机柜/设备二维码，直接进入租借充电宝界面。

注：设备类型可分为：机柜、八宝、彩宝、三宝、密码线；此操作指南以租借彩宝为例。Small program search electricity into the way WeChat click - > +. Scan - > scan qr code - > search electricity rental equipment into small program; By scanning the two-dimensional code of the cabinet/equipment, you can directly enter the interface of renting charging treasure. Note: Equipment types can be divided into: cabinet, Eight treasure, Color treasure, three treasure, password line; This operational guidelines to rent color treasure as an example.

在微信->发现->小程序，里面搜索搜电找到并打开；

打开小程序后，可查看附近可租借商铺站点及可租借可租还剩余槽位，点击并前往租借。

注：初次进入搜电小程序时需要获取你的位置信息，如拒绝获取位置，将无法使用地图功能，无法查看附近可租借商铺站点，仅能通过扫描租借设备二维码进行租借。In WeChat-> found -> small program, which search power to find and open; After opening the applet, you can view the nearby shops and shops that can be rented and the remaining slots that can be rented. Click and go to rent. Note: enter search electric small program for the first time need to get your location information, such as refusing to get position, will not be able to use the map function, can't see can rent shops nearby sites, can only by scanning bar codes on loan loan equipment.



充电宝租借方式

免押金租借

微信支付分>550，且已商家开通免押金支付功能

点击免押金租借，进入微信支付分页面，申请使用微信支付分的“免押租借充电宝”服务；

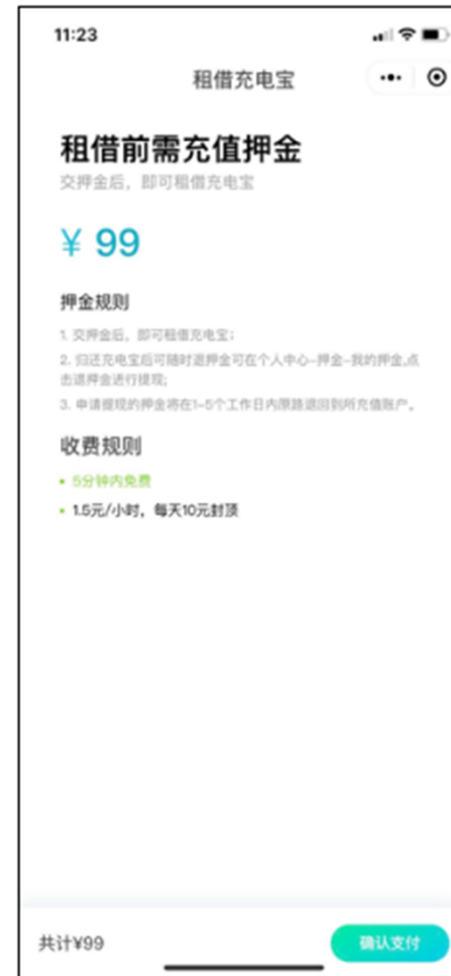
注：收费规则由商铺决定，并未统一规定。
Charging treasure to loan from the deposit loan WeChat pay > 550, and have been merchants from deposit payment functions click from the deposit loan, enter WeChat pay tabs, apply for to use WeChat pay points "no foregift borrow charging treasure" service;
Note: The charge rules are determined by the shop, there is no uniform regulation.



押金租借

押金充值完毕后点击“返回”按钮，进入充电宝租借中页面；押金会在用户中心的我的钱包中显示。

注：以实际租借时页面的押金金额为准。Deposit loan deposit prepaid phone after click the "back" button, enter the charging treasure on loan in the page; The deposit will be displayed in my wallet in the user center. Note: The amount of deposit on the actual rental page shall prevail.



归还设备

租借完成后，请将充电宝按照指示方向推入设备空槽位，等待订单提示已完成且扣款成功即可离开现场；

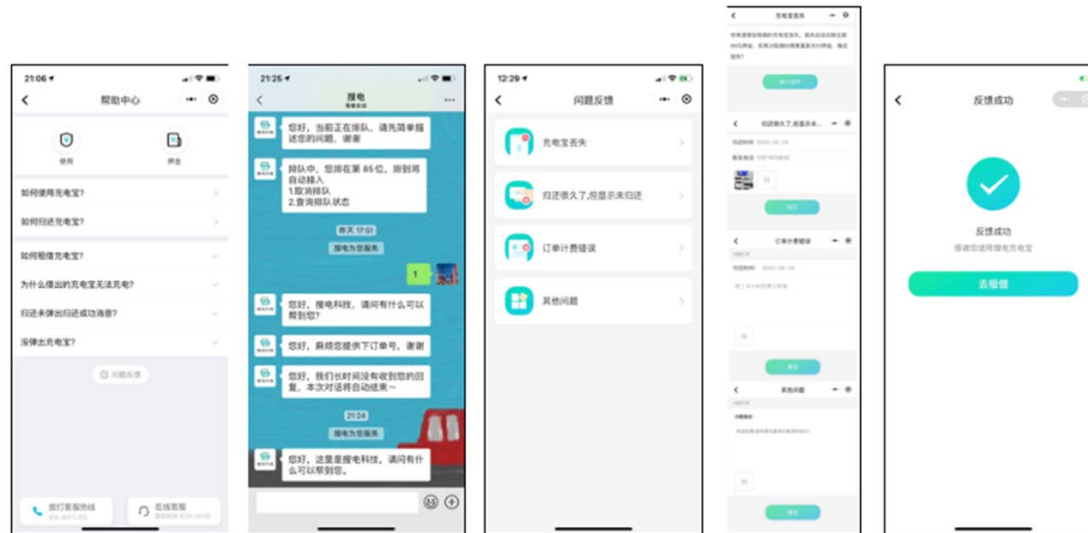
如有问题，请及时联系商铺管理人员/ 咨询在线客服/ 拨打400客服热线。 Return on loan after the completion of the equipment, please charging treasure according to the directions into the empty slots, waiting for your order prompt has been completed and can be successfully left the scene; If you have any questions, please contact the store management staff/consult online customer service/call the 400 customer service hotline.



我的客服

在租借过程中遇到任何问题，都可以先查看帮助中心是否能帮您解决；如果帮助中心帮不到您，请联系在线客服或致电400-8017-010，客服小姐姐/小哥哥们都会第一时间帮您解决。

如有其它不同意见需要反馈，可点击“问题反馈”，根据分类选择要反馈的问题，填写完成后提交即可，后台会有客服专员来处理~My customer service any problems encountered in the process of loan, can first see if help center can help you to solve; If the help center can't help you, please contact the online customer service or call 400-8017-010. The little sisters/brothers in the customer service will help you solve the problem at the first time. If you have other different opinions and need feedback, you can click "Problem feedback", select the question you want to feedback according to the classification, fill in and submit it after completion, and the customer service specialist will deal with the background ~



FCC Warning

This device complies with part 15 of the FCC rules. Operation is subject to the following two conditions: (1) this device may not cause harmful interference, and (2) this device must accept any interference received, including interference that may cause undesired operation. Changes or modifications not expressly approved by the party responsible for compliance could void the user's authority to operate the equipment.

NOTE: This equipment has been tested and found to comply with the limits for a Class B digital device, pursuant to part 15 of the FCC Rules. These limits are designed to provide reasonable protection against harmful interference in a residential installation. This equipment generates uses and can radiate radio frequency energy and, if not installed and used in accordance with the instructions, may cause harmful interference to radio communications. However, there is no guarantee that interference will not occur in a particular installation. If this equipment does cause harmful interference to radio or television reception, which can be determined by turning the equipment off and on, the user is encouraged to try to correct the interference by one or more of the following measures:

- Reorient or relocate the receiving antenna.
- Increase the separation between the equipment and receiver.
- Connect the equipment into an outlet on a circuit different from that to which the receiver is connected.
- Consult the dealer or an experienced radio/TV technician for help.

Radiation Exposure Statement

This equipment complies with FCC radiation exposure limits set forth for an uncontrolled environment. This equipment should be installed and operated with minimum distance 20cm between the radiator and your body.