

**Product Warranty**

Thank you for purchasing our products, we hereby make the following instructions for the warranty matters of our products based on the spirit of responsible for you and guarantee of high-qualified after-sales-service provided by our company:

1. In case of any fault of the product, you can go to the local specified service center for warranty service with the Product Warranty and Product Purchasing Document(s).

2. The expenses for logistics of back repaired products shall be borne by the customer

3. The paid service shall be carried out in case of one of the following situations which can cause the failure of warranty or beyond the scope of after-sales service commitment:

A. Beyond the warranty period

B. The products are purchased by the legal distribution channels which are not authorized by our company

C. Any fault caused by the improper use of the users or wrong use arising from failure of not following the guidance of product instruction

D. Disassemble the product without permission, which cause the damage of housing and internal circuit (human factors)

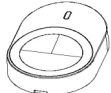

E. Any fault caused by accidental disasters and accidents or force majeure disasters (such as fire disaster, flood and waterlogging disaster, earthquake, lightning strike accident and so on)

In case of any uncovered matter or dispute in the above-mentioned articles, please refer to the relevant laws and regulations, and our company possesses alteration right and final interpretation of these regulations

## Brief Introduction of Product

1. Possess exquisite and fashionable appearance; The product conforms to green and environmental protection, low carbon and low power consumption
2. The external disturbance can be avoided by the same frequency but different code technology adopted by digital doorbell transmitter and receiver
3. The remote control distance in open fields can be 300m, which is applicable to various housings, office buildings, hotels, factories, tourisms, etc.
4. The transmitter is equipped with water-proofing and dust-proofing functions and conforms to IP44 international standard with a battery life of 1 year (based on the 20 times of using).

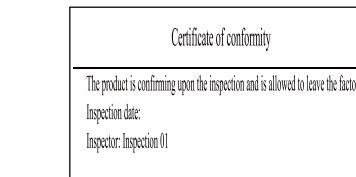
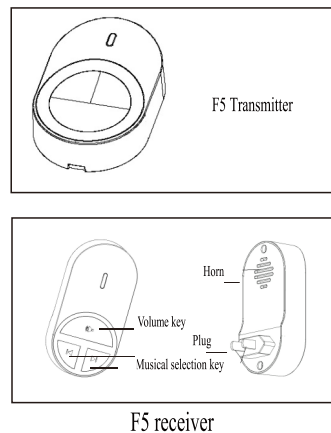
## Product List


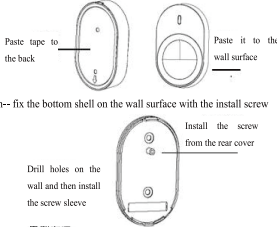
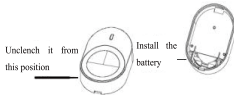

F5 transmitter

F5 receiver
Product model includes:
One for one model F5

Receiver Parameters		
Category	Parameter	Comment
Power consumption	<0.5w	Standby
Power supply	Ac220 50Hz	
Decode method	Microprocessor	Can prevent mis-operation
Coding method	Learning code	
Music configuration	60 hi-fi songs	64 chords
Receiving distance	300m	Open and barrier-free
Key-press method	Touch key lightly	

- | Precautions  |
|--|
| 1. Please avoid placing the product in where can be drenched directly by water or bathed by direct sunlight for a long time.                                     |
| 2. Please do not install the transmitter on the metal objects (such as iron doors or iron door frame) to prevent the impact of wireless remote control distance. |
| 3. The actual remote control distance shall vary based on the using environmental factors.   |
| 4. After a period of using, in case of no ring of the doorbell by the transmitter remote control, please replace batteries of transmitter at first.              |
| 5. In case of no ring of the doorbell receiver, please confirm the normal power supply of receiver at first.   |

## Introduction of Button Functions



- | Installation Methods and Steps   |
|--|
| 1. Receiver-- directly insert the receiver with the power socket for power supply.   |
|   |
| 2. Transmitter (two installation methods)  |
| A. Adhesion-- paste the double-faced adhesive tape to the bottom of the transmitter and then paste the bottom shell to wall surface. |
|   |
| B. Screw fixation-- fix the bottom shell on the wall surface with the install screw  |
| 3. Battery installation  |
|   |
- Remarks: The installation methods of transmitters with different modes will be different with the installation method above;

## AC WIRELESS DOOR BELL

## Product Manual

### Product warranty

User name: \_\_\_\_\_

Contact details: \_\_\_\_\_


Product model: \_\_\_\_\_

Shop name: \_\_\_\_\_

Purchasing address: \_\_\_\_\_

Receipt No.: \_\_\_\_\_

Purchasing date: \_\_\_\_\_

 Fault explanation: \_\_\_\_\_

## **FCC Statement**

This equipment has been tested and found to comply with the limits for a Class B digital device, pursuant to Part 15 of the FCC Rules. These limits are designed to provide reasonable protection against harmful interference in a residential installation. This equipment generates uses and can radiate radio frequency energy and, if not installed and used in accordance with the instructions, may cause harmful interference to radio communications. However, there is no guarantee that interference will not occur in a particular installation. If this equipment does cause harmful interference to radio or television reception, which can be determined by turning the equipment off and on, the user is encouraged to try to correct the interference by one or more of the following measures:

- Reorient or relocate the receiving antenna.
- Increase the separation between the equipment and receiver.
- Connect the equipment into an outlet on a circuit different from that to which the receiver is connected.
- Consult the dealer or an experienced radio/TV technician for help.

This device complies with part 15 of the FCC Rules. Operation is subject to the following two conditions: (1) This device may not cause harmful interference, and (2) this device must accept any interference received, including interference that may cause undesired operation.

Changes or modifications not expressly approved by the party responsible for compliance could void the user's authority to operate the equipment.