



## **Appendix A: Photographs of the Test Set-Up**

<b>APPENDIX A: PHOTOGRAPHS OF THE TEST SET-UP</b> .....	<b>1</b>
PHOTOGRAPH 1: SET-UP PHOTO FOR RADIATED SPURIOUS EMISSION, 9KHz - 30MHz.....	2
PHOTOGRAPH 2: SET-UP PHOTO FOR RADIATED SPURIOUS EMISSION, 30MHz - 1GHz .....	2
PHOTOGRAPH 3: SET-UP PHOTO FOR RADIATED EMISSION , BELOW 1GHz.....	3
PHOTOGRAPH 4: SET-UP PHOTO FOR RADIATED EMISSION , ABOVE 1GHz .....	3
PHOTOGRAPH 5: SET-UP PHOTO FOR RF EXPOSURE.....	4


**Photograph 1: Set-up photo for Radiated Spurious Emission, 9KHz - 30MHz**




**Photograph 2: Set-up photo for Radiated Spurious Emission, 30MHz - 1GHz**



Photograph 3: Set-up photo for Radiated Emission , below 1GHz



Photograph 4: Set-up photo for Radiated Emission , above 1GHz



**Photograph 5: Set-up photo for RF Exposure**

