

Test Setup Photographs for the BCM3100

1. Radiated Emissions

1.1. Configuration 1: Radiated Emissions 9 kHz to 30 MHz.




Photo 1




Photo 2

Radiated Emissions (continued)




Photo 3

Radiated Emissions (continued)

1.2. Configuration 2: Radiated Emissions 30 MHz to 1 GHz




Photo 1




Photo 2

Radiated Emissions (continued)



Photo 3

Radiated Emissions (continued)

1.3. Configuration 2: Radiated Emissions >1 GHz




Photo 1




Photo 2

Radiated Emissions (continued)

