

VENOM 2.0 Back washing label

VENOM 2.0护腰水洗一标

水洗标材质：黑色绸缎布

Label Material: Black satin

印定颜色：8C

Color Tone: 8C

备注：

Remark:

1.三个标依次从上到下缝制到指定位置，如下图

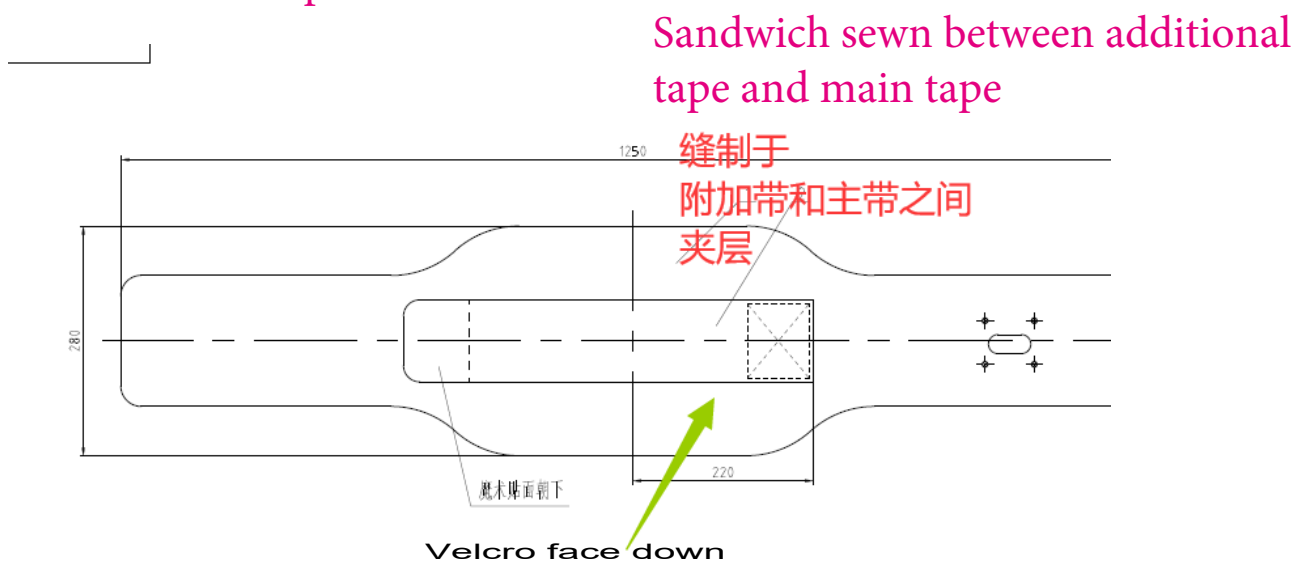
Three label sewing in fixed location from top to down

2.注意水洗标一的正面在最前面

Attention: washing Label #1 (Front) in front of these 3 labels

3.下图中的红色线为缝纫位，空白处缝在产品上

The red line in the figure below is the sewing position, and the blank space is sewn on the product



1 .Washing Label 1 (Dimension:75*60mm)

正面 (Front)


反面 (Back)



2 .Washing Label 2 (Dimension:75*60mm)

正面 (Front)

反面 (Back)



VENOM 2.0 LEG Washing label VENOM 2.0 护膝 水洗标

水洗标材质：黑色绸缎布

Label Material: Black satin

印定颜色：8C

Color Tone: 8C

备注：
Remark

1.三个标依次从上到下缝制到指定位置，如下图

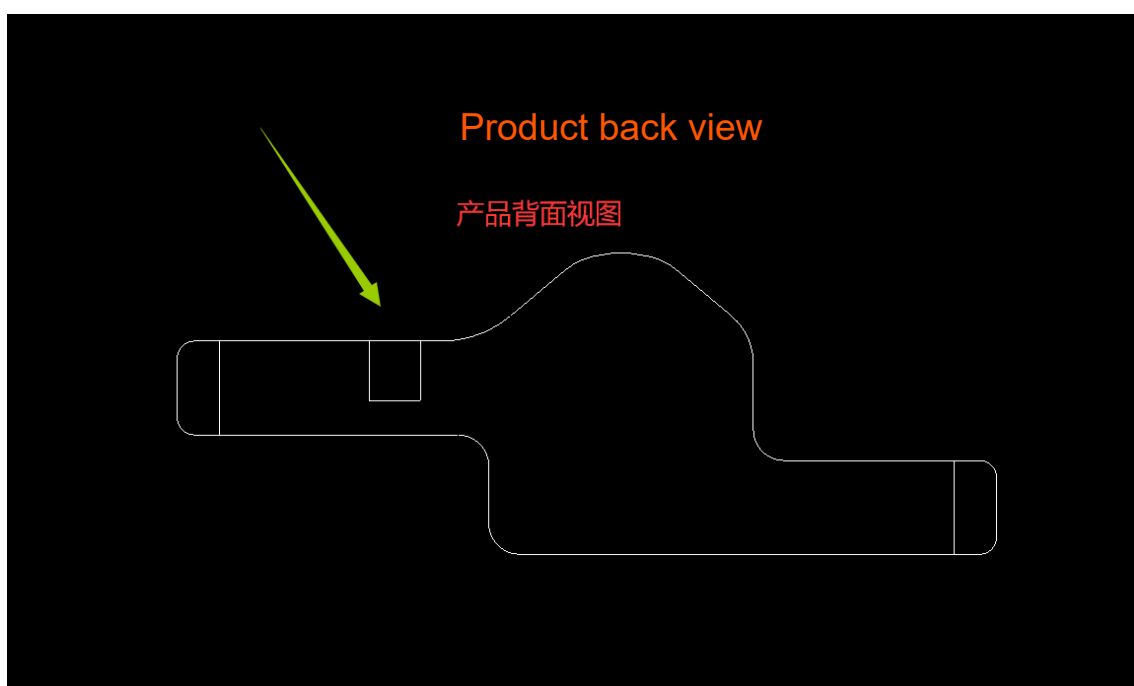
Three label sewing in fixed location from top to down

2.注意水洗标一的正面在最前面

Attention: washing Label #1 (Front) in front of these 3 labels

3.下图中的红色线为缝纫位，空白处缝在产品上

The red line in the figure below is the sewing position, and the blank space is sewn on the product



1. Washing Label 1 (Dimension: 75*60mm)

正面 (Front)

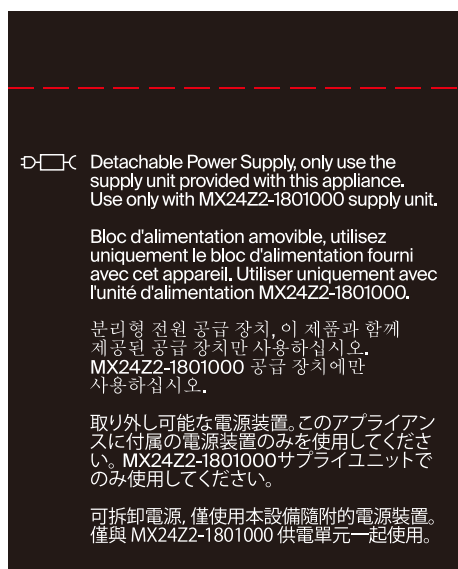


反面 (Back)



2 .Washing Label 2 (Dimension: 75*60mm)

正面 (Front)



反面 (Back)



VENOM 2.0 RIGHT SHOULDER Washing label

VENOM 2.0 右肩水洗标

水洗标材质：黑色绸缎布

Label Material: Black satin

印定颜色：8C

Label Material: Black satin

备注：

Remark:

1.三个标依次从上到下缝制到指定位置，如下图

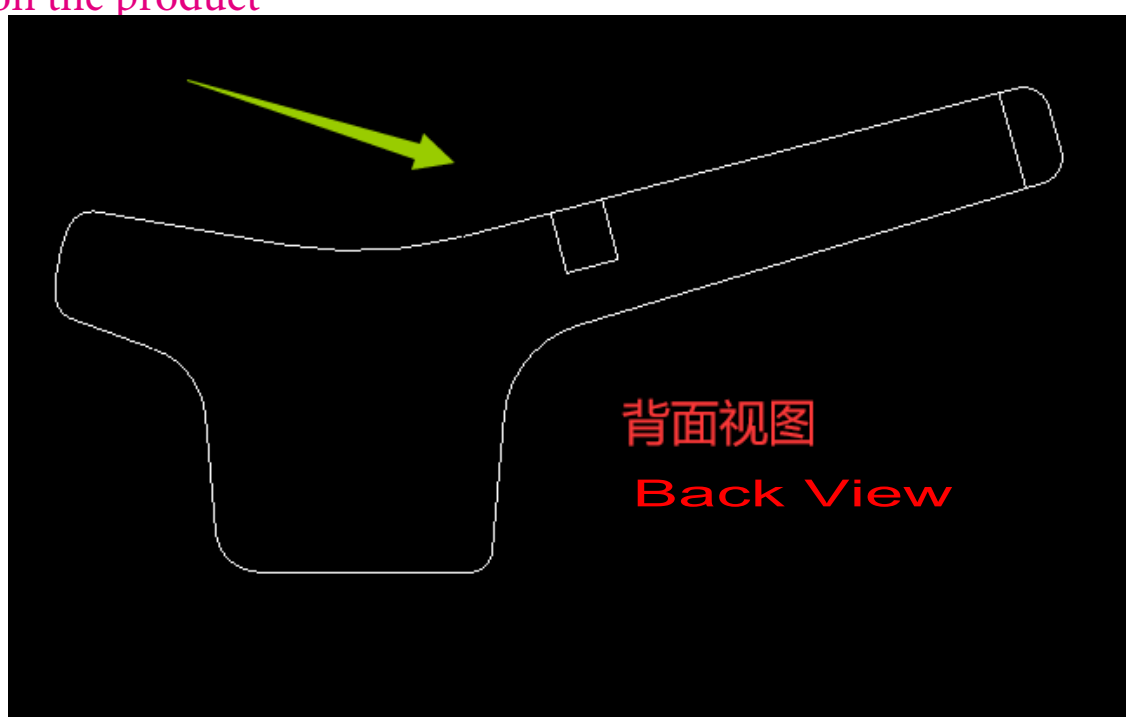
Three label sewing in fixed location from top to down

2.注意水洗标一的正面在最前面

Attention: washing Label #1 (Front) in front of these 3 labels

3.下图中的红色线为缝纫位，空白处缝在产品上

The red line in the figure below is the sewing position, and the blank space is sewn on the product



1. Washing Label 1 (Dimension: 75*60mm)

正面 (Front)


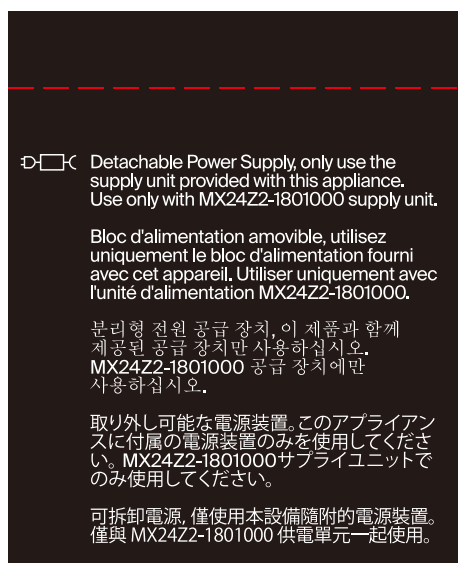
反面 (Back)



2. Washing Label 2 (Dimension: 75*60mm)

正面 (Front)

反面 (Back)



VENOM 2.0 LEFT SHOULDER Washing label
VENOM 2.0 左肩水洗标

水洗标材质：黑色绸缎布

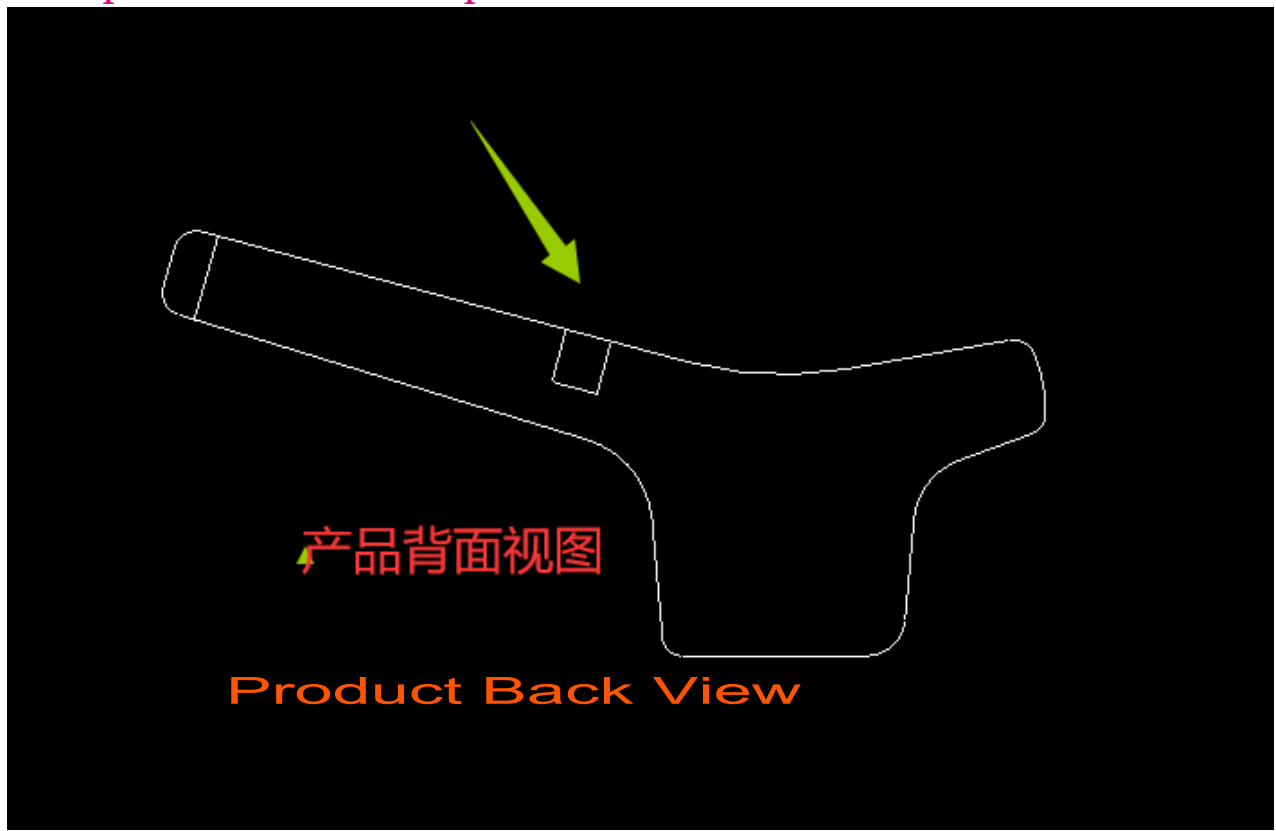
Label Material: Black satin

印定颜色：8C

Color Tone: 8C

备注：
Remark

- 1.三个标依次从上到下缝制到指定位置，如下图
Three label sewing in fixed location from top to down
- 2.注意水洗标一的正面在最前面
Attention: washing Label #1 (Front) in front of these 3 labels
- 3.下图中的红色线为缝纫位，空白处缝在产品上
The red line in the figure below is the sewing position, and the blank space is sewn on the product

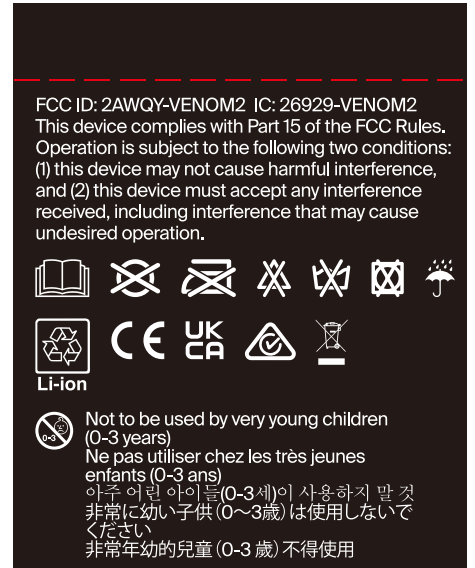


1. Washing Label 1 (Dimension: 75*60mm)

正面 (Front)



反面 (Back)



2. Washing Label 2 (Dimension: 75*60mm)

正面 (Front)



反面 (Back)

