

novostella

Good Night Light User Guide



Good Night Light User Guide

THANK YOU for choosing Novostella. To optimize user experience, please use the night light according to the following instructions.

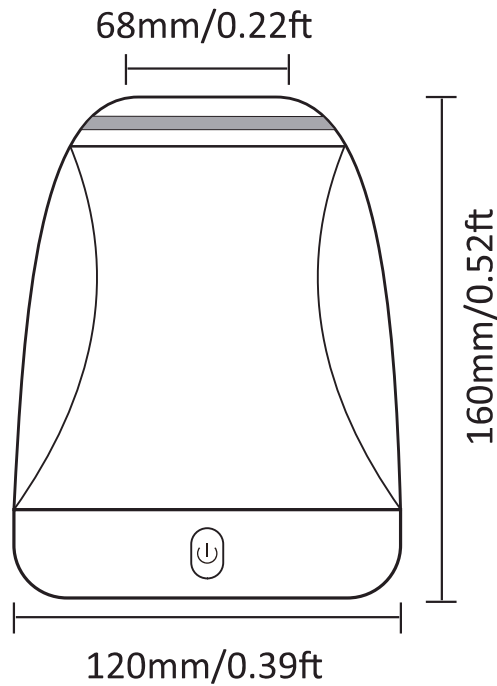
Safety Warning

- Please always keep this light at least one meter away from children as the cord can pose a strangulation hazard.
- This product is not waterproof. Do not use it near or place in water.
- Do not place this light aloft. When placing the light on the table, please avoid the edges to prevent it from falling down, which might damage the light and also get potential hurt.

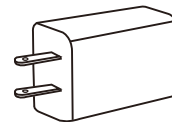
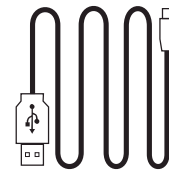
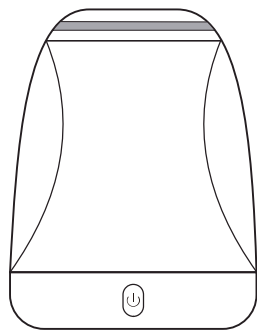
1. Specification

SKU	NTBL-RGB
Model Number	BNL-02
FCC ID	2AWONBNL-02
Wattage	5W
Color	RGB + Warm White
Input	100-240V AC 0.5A
Output	5V $\overline{\text{---}}$ 1A
Working Voltage	5V
Powered By	USB
Package Includes	Night Light x 1, Power Adapter (5V 1A) x 1, USB-C Cable x 1

2. Dimension

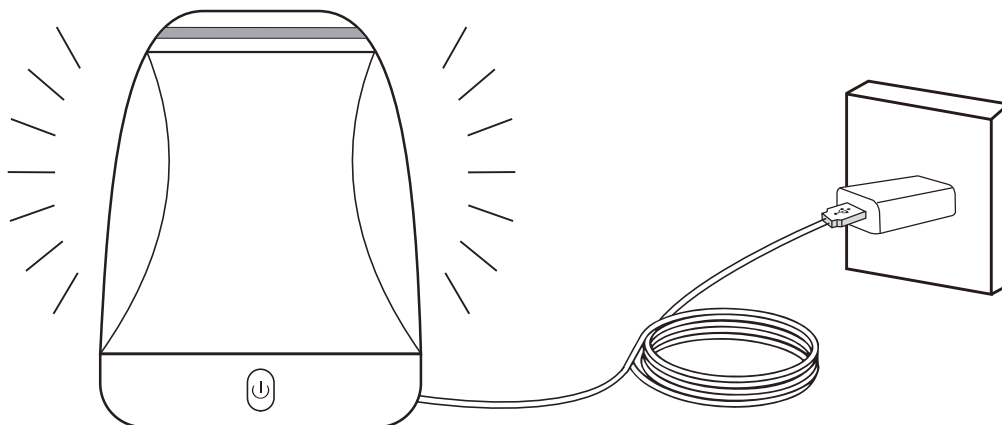


3. Components



4. Installation

Simply connect the night light to the power adapter with the USB-C cable.

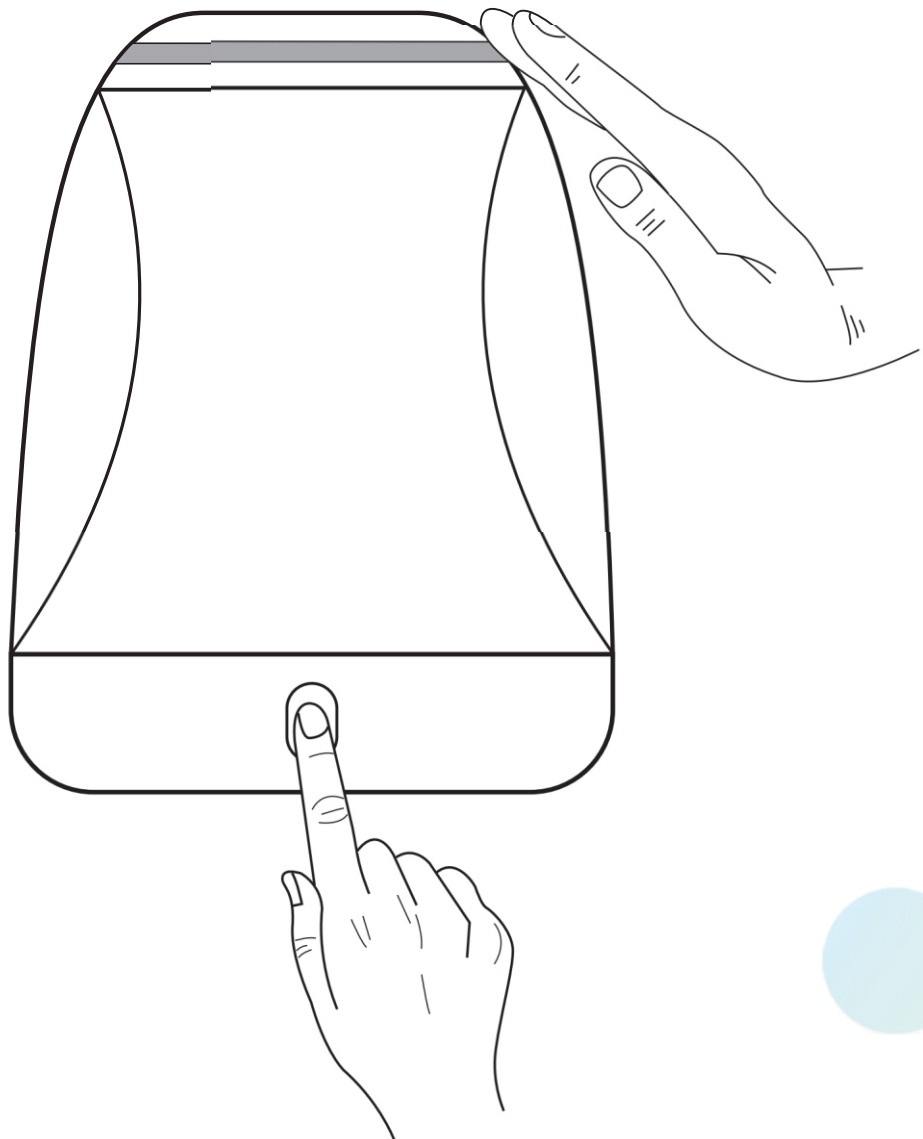


5. How to Control?

- Power Button on the Light - Press it to turn on and off the light.

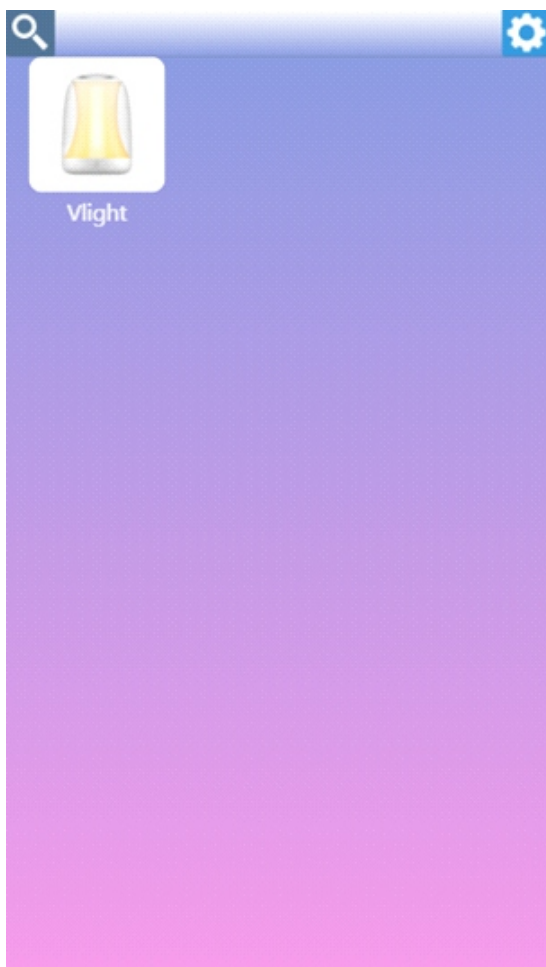
Steel Ring on the Light - Tap it to turn on the light, tap it repeatedly to change lighting colors long tap it 2s to turn off the light

- Control the Good Night Light through app.

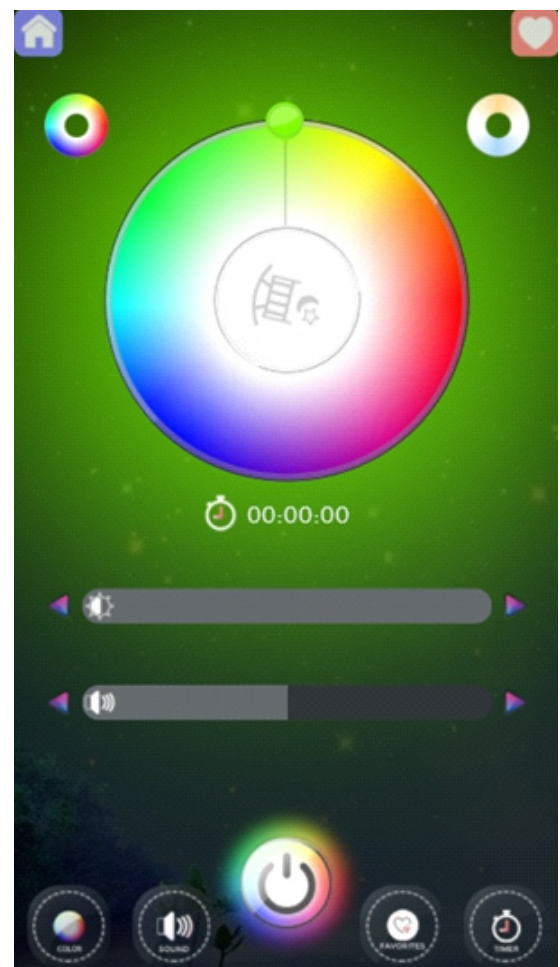


6. How to pair the Good Night Light to app?

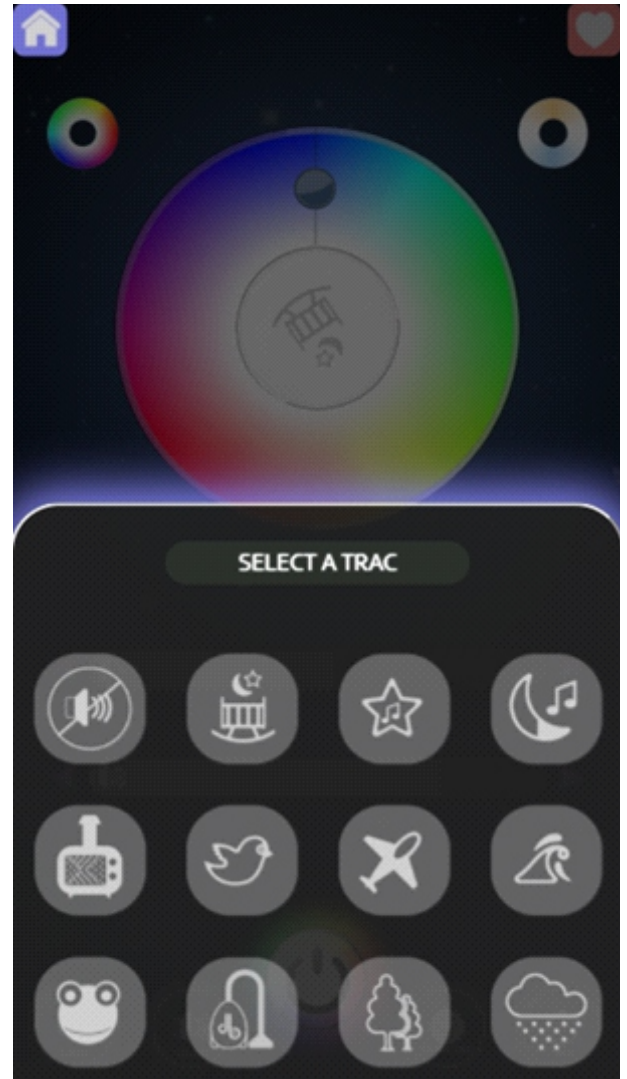
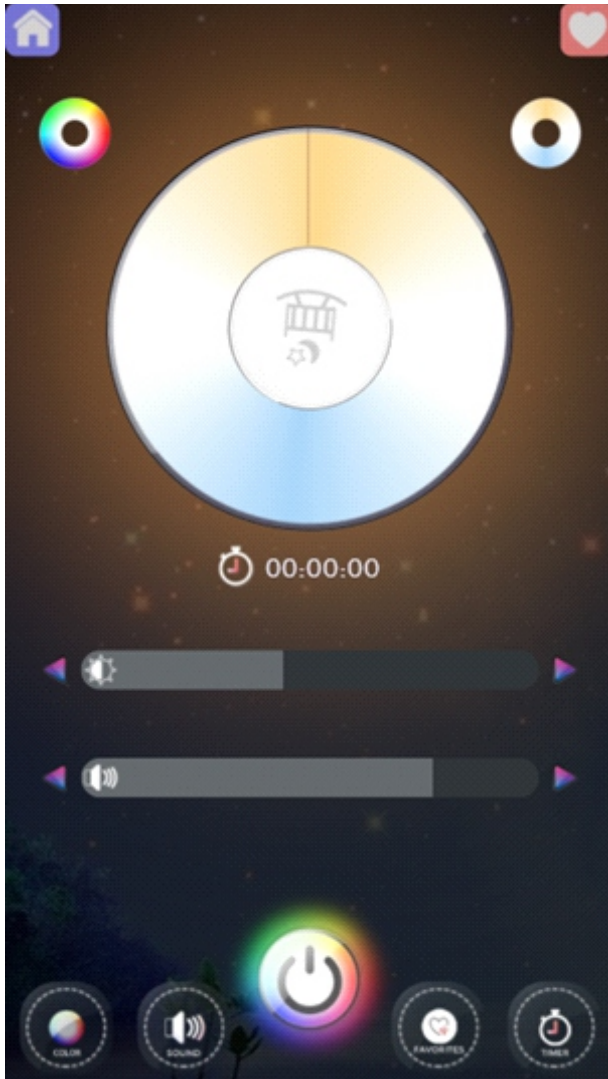
- Before starting the pairing, please make sure to turn on the Bluetooth on your phone
- The App is supply on the website: <https://www.mcuxyz.com/apple/dw.html>
- The BLE Light will be found automatically by the APP, and be listed, choose one to click, then enter the control page;



(1)Search Page



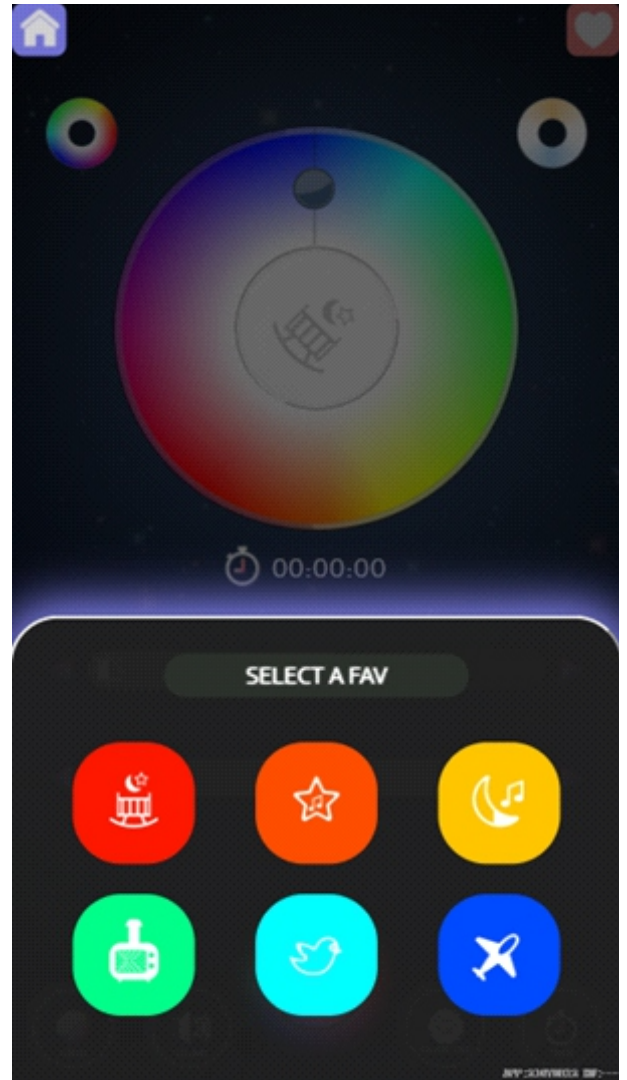
(2)Control the Light by color disc. When click the CCT icon, the CCT page will appear;



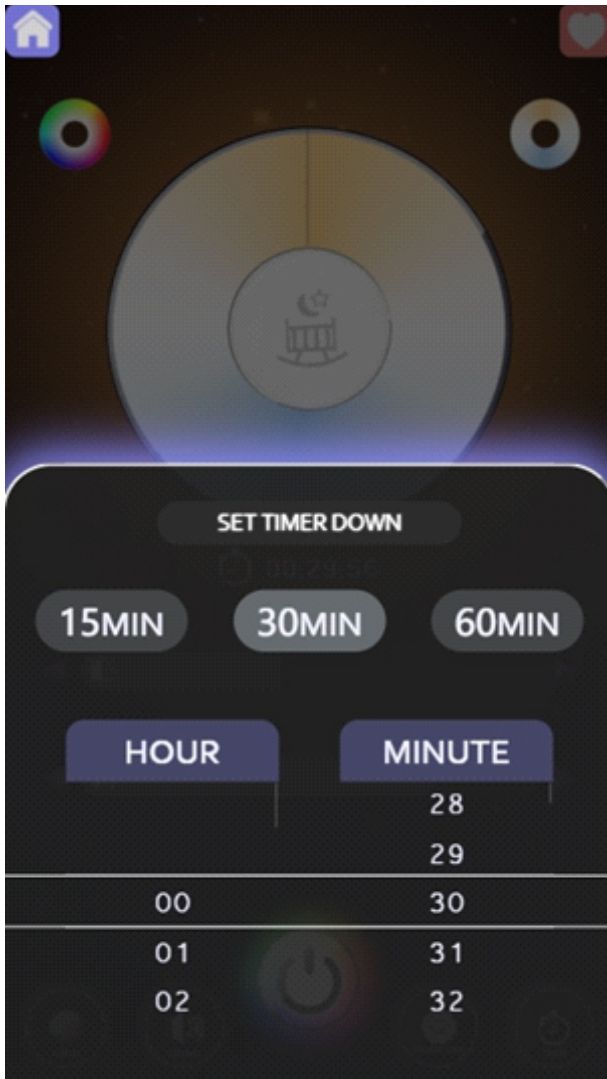
(3) The CCT control mode.



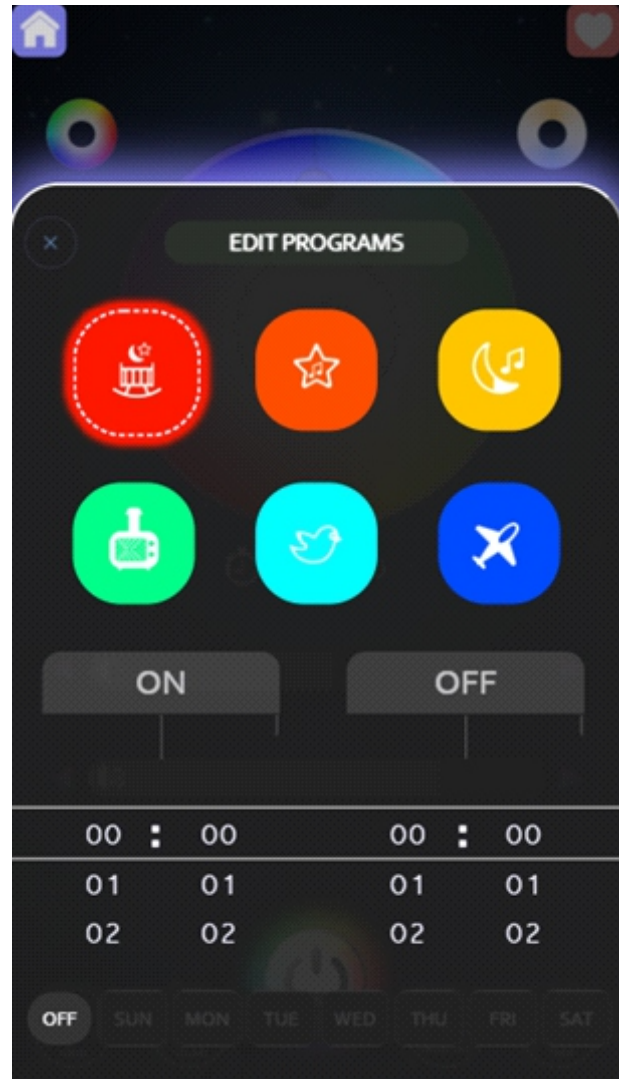
(5) Color quick picker.



(6) The scene page.



(7) Timer down set page;



(8) Schedule set page;

FCC Warning:

Any Changes or modifications not expressly approved by the party responsible for compliance could void the user's authority to operate the equipment.

This device complies with part 15 of the FCC Rules. Operation is subject to the following two conditions:

- (1) This device may not cause harmful interference, and
- (2) This device must accept any interference received, including interference that may cause undesired operation.

Note: This equipment has been tested and found to comply with the limits for a Class B digital device, pursuant to part 15 of the FCC Rules. These limits are designed to provide reasonable protection against harmful interference in a residential installation. This equipment generates uses and can radiate radio frequency energy and, if not installed and used in accordance with the instructions, may cause harmful interference to radio communications. However, there is no guarantee that interference will not occur in a particular installation. If this equipment does cause harmful interference to radio or television reception, which can be determined by turning the equipment off and on, the user is encouraged to try to correct the interference by one or more of the following measures:

- Reorient or relocate the receiving antenna.
- Increase the separation between the equipment and receiver.
- Connect the equipment into an outlet on a circuit different from that to which the receiver is connected.
- Consult the dealer or an experienced radio/TV technician for help.

This equipment complies with FCC radiation exposure limits set forth for an uncontrolled environment. This equipment should be installed and operated with minimum distance 20cm between the radiator & your body.

Contact Us

Have some issue? No worries! Please reach us via these channels.
Our customer services team is more than happy to help.

 support@novostella.net

 [@novostella_lighting](https://www.instagram.com/novostella_lighting)

 [fb.com/novostella.fans](https://www.facebook.com/novostella.fans)

 [Scan to Message Now!](#) 

 www.novostella.net



Manufacturer: Shenzhen Ustellar Technology Ltd.

Address: Rm.201, A Bldg., No. A Qianhai 1st Rd., Shen'gang Cooperation Zone, Qianhai, Shenzhen, CHINA 518000





novostella

 support@novostella.net

 www.novostella.net