







### EXHIBIT 2 - EUT EXTERNAL PHOTOGRAPHS

<p><b>EUT View 1</b></p>	 <p>This photograph shows two black rectangular components, one above the other, on a blue textured background. A metric ruler is positioned below them for scale. The top component has a narrow slot cut into its center. The ruler shows markings in millimeters, with the components spanning approximately from the 10 mm mark to the 55 mm mark.</p>
<p><b>EUT View 2</b></p>	 <p>This photograph is a close-up of a single black rectangular component with a narrow slot in its center, similar to the one in View 1. It is placed on the same blue textured background. A metric ruler is visible below it, showing the component's width is approximately 45 mm.</p>

<p><b>EUT View 3</b></p>	
<p><b>EUT View 4</b></p>	

<p><b>EUT View 5</b></p>	
<p><b>EUT View 6</b></p>	

**EUT View 7**

