

# N A R C I

---

**LIP ENHANCER**

NP-L100

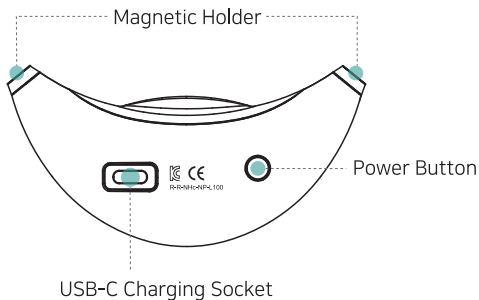
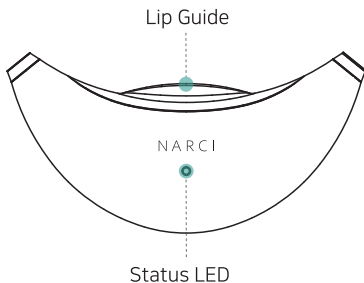
# Before Using

---

- Do not use for anything other than lip care.
- 
- Please consult with an expert before using the product for the following cases :
    - If you have any abnormalities in the lips or the surrounding area
    - If you have recently had cosmetic procedures or operations on the lips or the surrounding area
    - If you have any metallic material attached to or inserted in the oral cavity or the surrounding area, including orthodontic devices
    - If you have any transplants or use any medical devices to treat diseases or maintain health
    - If you are taking medication
    - If you have certain diseases or physical conditions
    - If you are pregnant or elderly
- 
- Please decrease the amount of time you use the product if you start to feel any irritation around the lips or the surrounding area.

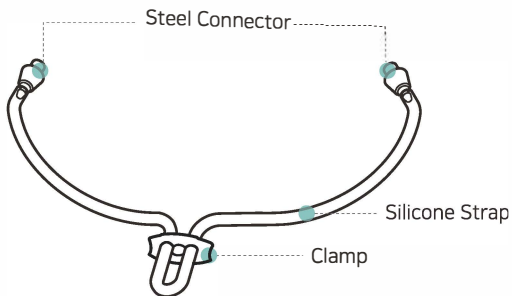
## Items Included - Main Body

---



## Items Included - Strap

---



## Items Included

**Main Body , Silicone Strap & Clamp, Charging Cable**

**Product Manual , Warranty Card , Storage Pouch**

---

# How to Use

---

- 1 Attach the silicone strap to the magnetic holder.
- 2 Press the power button on the back of the console to make sure the product is working properly.

LED	Vibration	Status
Green	On	Free Battery Space
Red	On	Low Battery
Off	Off	No Batteries

- 3 Place the lip guide to the center of the lips before wrapping the strap behind your head.
- 4 Pull the clamp to adjust the length of the strap.  
(Be careful not to pinch your hair or press it against your lips too tightly)
- 5 Use the product for 10 minutes (up to 30 minutes).
- 6 After using , wipe the product with a damp cloth or wipes.

# Product Specifications

---

- Main Body

- Product Name : Lip Enhancer
- Brand : NARCI
- Model Name : NP-L100
- Size : approx.100mm x 50mm x 30mm (body)  
about 70cm (strap)
- Weight : 80g (including strap)
- Maximum Operating Time : 130 min. when fully charged
- Charging Time : about 3 hours
- Manufacturer : NODE Co., Ltd.
- Country of Origin : Republic of Korea

- Charging Cable

- Rated Output : 5 VDC, 1.5 A

# Battery Charger

---

- Use only with the provided charging adapter.
- Connect the charging adapter to the charging socket on the back of the body.
- The LED light indicates the charge status when the adapter is connected.

LED	Status
Blue-Green	In Use While Charging
Blue	Charging
Off	Charging Complete

- Make sure to charge the product at least once a month, even if you are not using it, to prolong the battery life.
- The product can be used while charging. However, to prevent secondary accidents (jamming, disconnection, electric shock, etc.) caused by the adapter cable, it is recommended to use the product after charging is complete.

# Electrical & Fire Safety

---


- Use only with the power / voltage indicated.
- Secure the charging adapter firmly.
- Do not operate Lip enhancer while charging
- Do not charge for longer than the stated time.  
A rise in temperature may cause the product to break or a fire
- Avoid storing and using the product at temperatures above 50 C and in places with high humidity.
- Please turn off the power and charge the product when not in use.
- Grasp the charging socket when unplugging the charger. Pulling the cable may cause a malfunction.
- This product is not waterproof.  
Do not place the unit or the adapter in water or wash them. Doing so may cause electric shock or cause the product to break.
- Do not insert sharp objects into the charging socket, grooves, etc. Doing so may cause electric shock or cause the product to break



## Usage & Storage

---

- Do not use on areas other than the lips.
- Please use after completely removing makeup. Cosmetic products can leave marks on the surface of the product.
- If the product becomes contaminated, gently wipe it with a clean cloth.
- If hair is caught between the strap and the clamp, do not pull on it. Remove the strap by pushing it into the empty space in the center of the clamp and then remove the hair.
- Please keep out of reach of children.
- Never remove the lip guide.



# Product Warranty

---

- If there is a defect in the product, the product can be repaired or exchanged within one year of the date of purchase.
- Warranty service and receipt of purchase (online card slip) may be required to receive service.
- If the date of purchase cannot be confirmed, the date of purchase will be set as 60 days after the date of manufacture.
- Customers will be charged for any defects caused by their own use, such as abnormal use, shock, in correct power usage, natural disasters, non-compliance with manuals, and other failures and damages caused by customer negligence, regardless of the warranty period.
- Any disassembly, repairs, or modifications done by the user are not covered under the warranty policy, regardless of the warranty period.

## After Sales Service

---

- After sales service is available through the official service center.
- Warranty repair and replacement are only available for products purchased through a full source of importation.

[www.narci.kr](http://www.narci.kr)

**FCC Interference Statement**

This equipment has been tested and found to comply with the limits for a Class B digital device, pursuant to part 15 of the FCC Rules. These limits are designed to provide reasonable protection against harmful interference in a residential installation. This equipment generates, uses and can radiate radio frequency energy and, if not installed and used in accordance with the instructions, may cause harmful interference to radio communications. However, there is no guarantee that interference will not occur in a particular installation. If this equipment does cause harmful interference to radio or television reception, which can be determined by turning the equipment off and on, the user is encouraged to try to correct the interference by one or more of the following measures:

- Reorient or relocate the receiving antenna.
- Increase the separation between the equipment and receiver.
- Connect the equipment into an outlet on a circuit different from that to which the receiver is connected.
- Consult the dealer or an experienced radio/TV technician for help.

**FCC Caution**

Any changes or modifications not expressly approved by the party responsible for compliance could void the user's authority to operate this equipment. This transmitter must not be co-located or operating in conjunction with any other antenna or transmitter.

Awaken your —  
hidden beauty.

S/N: NHF20101KR01

Copyright © 2020 NODE Co., Ltd. All Rights Reserved