



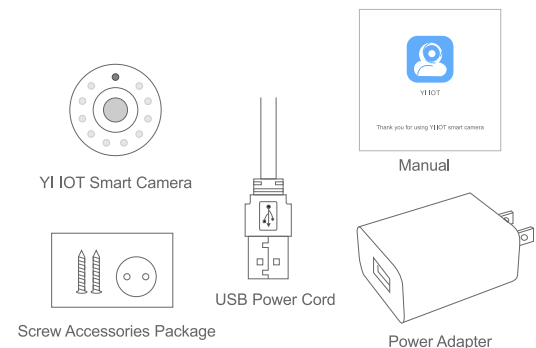
YI IOT

FCC ID: 2AWNK-VB420

Thank you for using YI IOT smart camera

1.Product introduction

Packing list: YI IOT Smart Camera × 1, Manual × 1, USB Power Cord × 1, Power Adapter × 1,Screw Accessories Package x 1



01

Basic Parameters

Product Name:YI IOT Smart Camera
Lens: 85°wide angle
Pixel:2.0MP
Video Compression: H.264 High Profile
Image Enhancement: Digital Wide Dynamic 3D Noise Reduction
Local storage: MicroSD card
Wireless Encryption: WEP/WPA/WPA2 Encryption
Operating Voltage/Power: 5V / <5W
Wireless standard: 2.4G 802.11 b/g/n
Support Platform: Android/iOS

Component description

Reset Button Press and hold Reset for about 5 seconds. When the horn sounds short voice, the reset is successful.
It is recommended to insert 8-64GB high-speed Micro SD card, otherwise it will not be able to store, view historical video and support Important functions such as firmware upgrading.

02

2.Install APP

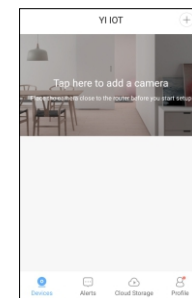
Download APP: scan the QR code below to download and install.
Register and Login: open the YI IOT APP to register and login according to the prompts.



03

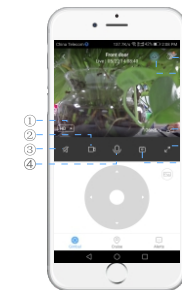
3. Add The Device

Please make sure that there is a available Wi-Fi and the Internet is connected.
Find the USB port on the bottom of the device and plug in the power cord to power it on,please wait 20 seconds until you hear "DiDiDi"
Then go to APP home page, click the "+" on the main screen,Configure according to the instructions in the APP.



04

4.APP Video Browsing Details



- ①Preview mode
- ②Recording
- ③Mute button
- ④Intercom button
- ⑤More settings
- ⑥Cloud Storage
- ⑦Floating window
- ⑧Full screen preview
- ⑨Snapshot insert Micro SD card)

05

5.Matters Need Attention

Try to keep away from the metal space ;
Avoid the furniture , microwave oven blocked;
Avoid the space where the audio, video and data lines are wound, and keep the space away from them as large as possible;
Ensure that as close as possible to the coverage of wireless Wi-Fi signals. Switching network environment;
In the new network environment, please press the reset hole about 5 seconds, After hearing the horn sounds short voice and then connect to the network.

06

YI IOT Smart camera Three packs of certificates

The YI IOT Smart camera after-sales service is strictly based on the "People's Republic of China Consumer Rights Act" and "China The "Product Quality Law of the People's Republic of China" implements the after-sales three-package service. The service content is as follows:

1. Within 7 days from the date of your receipt, this product has a performance failure listed in the "Product Performance Failure Chart" The situation is determined by the after-sales service center, and return or replacement service can be enjoyed for free;
2. Within 8 to 15 days from the date of your receipt, this product has the performance listed in "Product Performance Failure Table" The fault condition is determined by the after-sales service center and can be exchanged for free or repaired service;
3. Within 12 months from the date of your receipt, this product has experienced the performance failures listed in the "Product Performance Failure Table" The situation is determined by the after-sales service center and free repair service is available.

07

Product performance failure table

name	Performance failure
YI IOT Smart Camera	Damaged shell due to structural or material problems
	The new device cannot be turned on normally.
	The new device can not take video, connect the phone, the button is invalid (inserting Mirco SD card)
	New device camera image fuzzy imaging abnormality, abnormal video

Non warranty regulation

1. Unauthorized repairs, misuse, collisions, negligence, abuse, fluids, accidents, alterations, inaccuracies Use accessories other than this product, or tear, alter stickers, security labels
2. Has exceeded three packs of validity;
3. Damage caused by force majeure;
4. Does not meet the performance failures listed in the "Product Performance Failures";
5. Due to human factors, this product and its accessories have caused the performance failures listed in the "Product Performance Failure Table".

08

The name and content of the harmful substances in the product

Part Name	Harmful Substance					
	Pb	Hg	Cd	Cr(VI)	PBB	PBDE
shell	○	○	○	○	○	○
Board	X	○	○	○	○	○
charger	○	○	○	○	○	○
annex	○	○	○	○	○	○

This form is based on the provisions of SJ/T 11364.

This product conforms to RoHS environmental protection requirements. At present, there is no mature technology in the world to replace or reduce the lead content in the electronic ceramics, porcelain, optical glass, steel and copper alloy.

09

Maintenance records: _____

Maintenance time: _____

Fault conditions: _____

Fault cause: _____

Trouble shooting: _____

Return and exchange proof: _____

Date of validity: _____

Original device ID: _____

New device ID: _____

maintenance personnel signature: _____

Maintenance Department seal: _____

Maintenance records: _____

Maintenance time: _____

Fault conditions: _____

Fault cause: _____

Trouble shooting: _____

Return and exchange proof: _____

Date of validity: _____

Original device ID: _____

New device ID: _____

maintenance personnel signature: _____

Maintenance Department seal: _____

Maintenance voucher of intelligent

Customer: _____ Mobile: _____

Address: _____

Model: _____ camera ID: _____

Device store: _____ Date of purchase: _____

Store address: _____

Store contact number: _____

Maintenance voucher of intelligent

Customer: _____ Mobile: _____

Address: _____

Model: _____ camera ID: _____

Device store: _____ Date of purchase: _____

Store address: _____

Store contact number: _____

FCC Caution.

This device complies with part 15 of the FCC Rules. Operation is subject to the following two conditions: (1) This device may not cause harmful interference, and (2) this device must accept any interference received, including interference that may cause undesired operation.

Any Changes or modifications not expressly approved by the party responsible for compliance could void the user's authority to operate the equipment.

Note: This equipment has been tested and found to comply with the limits for a Class B digital device, pursuant to part 15 of the FCC Rules. These limits are designed to provide reasonable protection against harmful interference in a residential installation. This equipment generates uses and can radiate radio frequency energy and, if not installed and used in accordance with the instructions, may cause harmful interference to radio communications. However, there is no guarantee that interference will not occur in a particular installation. If this equipment does cause harmful interference to radio or television reception, which can be determined by turning the equipment off and on, the user is encouraged to try to correct the interference by one or more of the following measures:
-Reorient or relocate the receiving antenna.
-Increase the separation between the equipment and receiver.
-Connect the equipment into an outlet on a circuit different from that to which the receiver is connected.
-Consult the dealer or an experienced radio/TV technician for help.

*RF warning for Mobile device:
This equipment complies with FCC radiation exposure limits set forth for an uncontrolled environment. This equipment should be installed and operated with minimum distance 20cm between the radiator & your body.