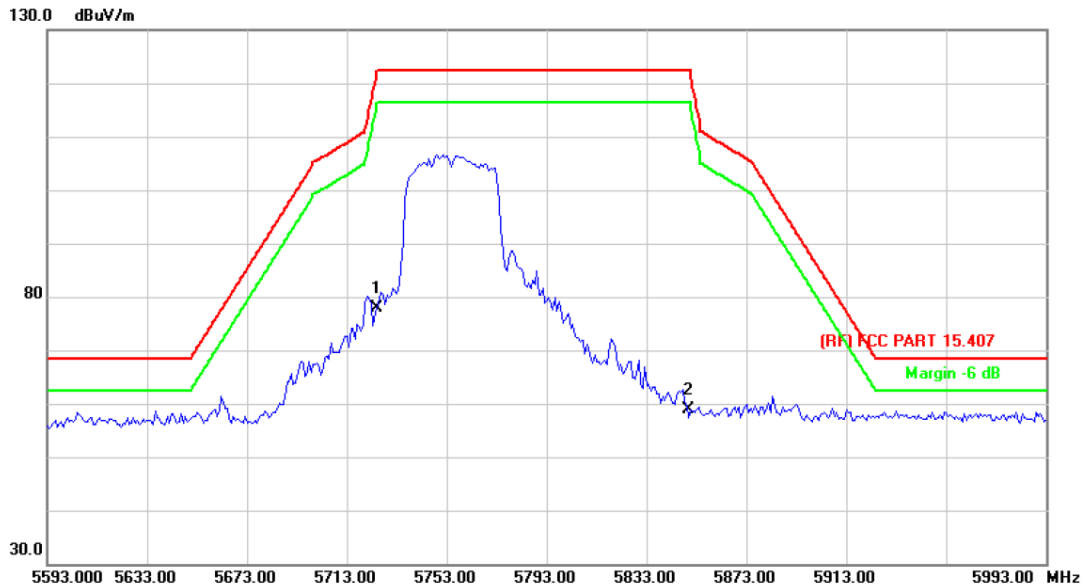


Temperature:	25 °C	Relative Humidity:	55%
Test Voltage:	AC 120V/60HZ		
Ant. Pol.	Horizontal		
Test Mode:	TX 802.11ac(VHT40) Mode 5755 MHz (U-NII-3)		
Remark:	Only show the worst case Antenna 3+4.		

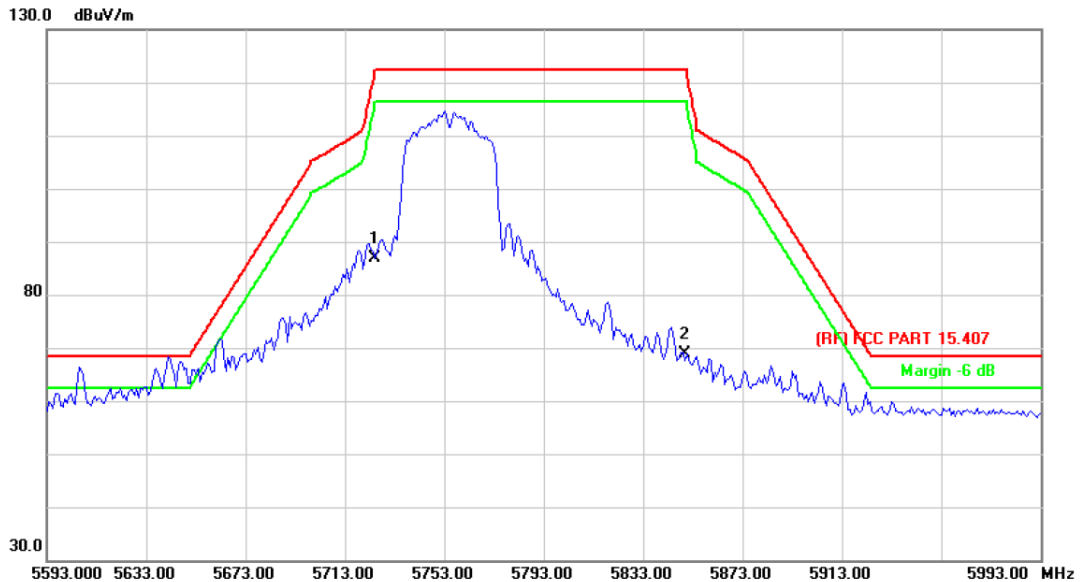


No.	Mk.	Freq. MHz	Reading Level dBuV	Correct Factor dB/m	Measure- ment dBuV/m	Limit dBuV/m	Over dB	Detector
1	*	5725.000	61.88	15.88	77.76	122.30	-44.54	peak
2		5850.000	42.61	16.27	58.88	122.30	-63.42	peak

Remark:

1. Corr. = Antenna Factor (dB/m) + Cable Loss (dB)
2. Peak/AVG (dBuV/m) = Corr. (dB/m) + Read Level (dBuV)
3. Margin (dB) = Peak/AVG (dBuV/m) - Limit PK/AVG (dBuV/m)

Temperature:	25 °C	Relative Humidity:	55%
Test Voltage:	AC 120V/60HZ		
Ant. Pol.	Vertical		
Test Mode:	TX 802.11ac(VHT40) Mode 5755 MHz (U-NII-3)		
Remark:	Only show the worst case Antenna 3+4.		

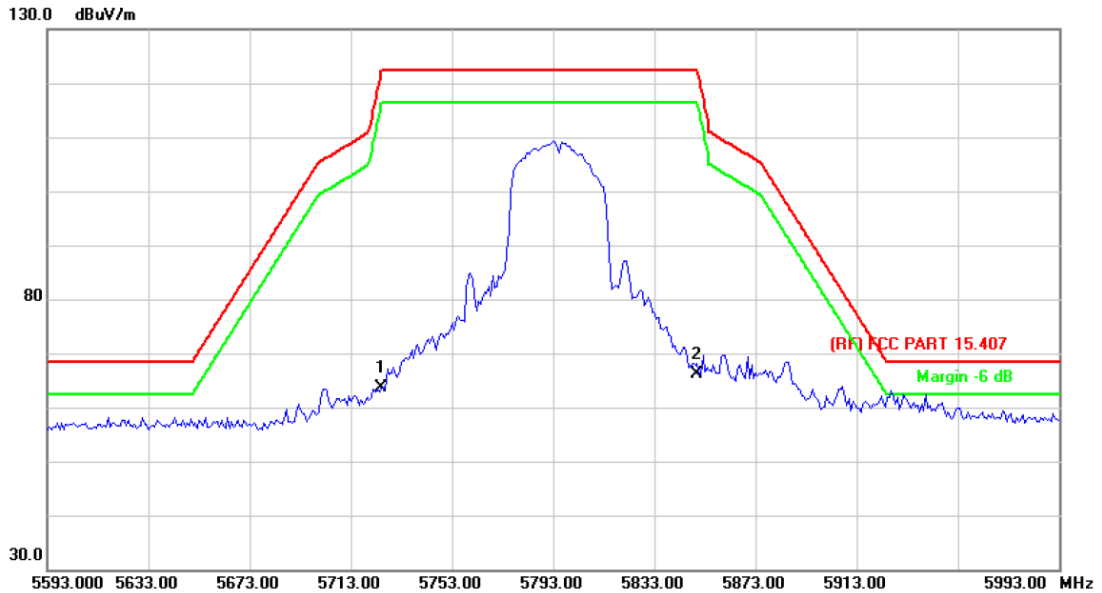


No.	Mk.	Freq. MHz	Reading Level dBuV	Correct Factor dB/m	Measure- ment dBuV/m	Limit dBuV/m	Over dB	Detector
1	*	5725.000	70.94	15.88	86.82	122.30	-35.48	peak
2		5850.000	52.50	16.27	68.77	122.30	-53.53	peak

Remark:

1. Corr. = Antenna Factor (dB/m) + Cable Loss (dB)
2. Peak/AVG (dBuV/m) = Corr. (dB/m) + Read Level (dBuV)
3. Margin (dB) = Peak/AVG (dBuV/m) - Limit PK/AVG (dBuV/m)

Temperature:	25 °C	Relative Humidity:	55%
Test Voltage:	AC 120V/60HZ		
Ant. Pol.	Horizontal		
Test Mode:	TX 802.11ac(VHT40) Mode 5795 MHz (U-NII-3)		
Remark:	Only show the worst case Antenna 3+4.		

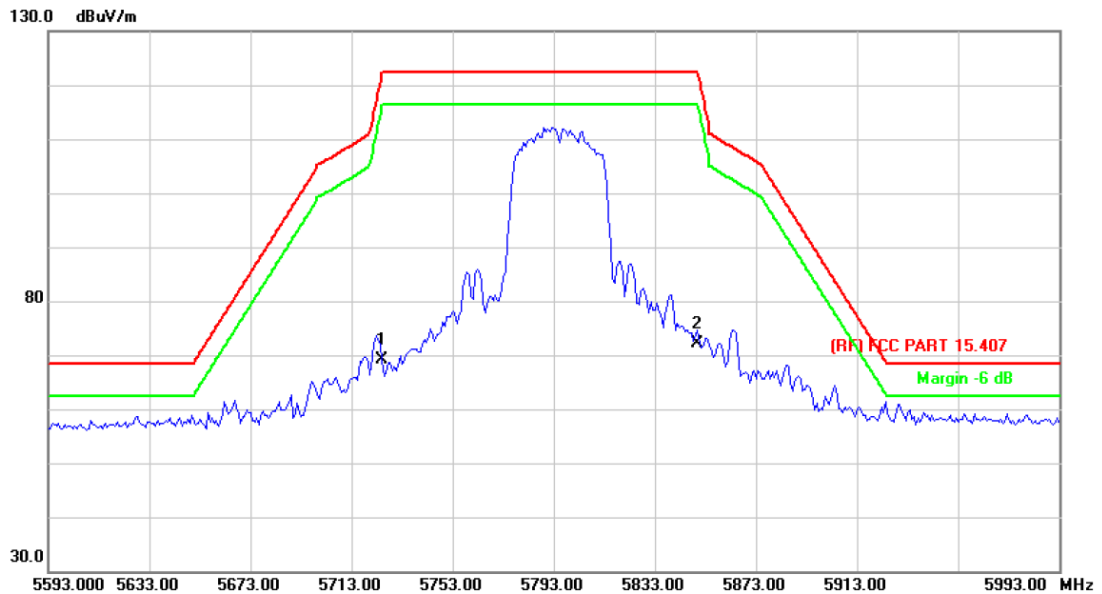


No.	Mk.	Freq. MHz	Reading Level dBuV	Correct Factor dB/m	Measure- ment dBuV/m	Limit dBuV/m	Over dB	Detector
1		5725.000	47.68	15.88	63.56	122.30	-58.74	peak
2	*	5850.000	49.81	16.27	66.08	122.30	-56.22	peak

Remark:

1. Corr. = Antenna Factor (dB/m) + Cable Loss (dB)
2. Peak/AVG (dBuV/m) = Corr. (dB/m) + Read Level (dBuV)
3. Margin (dB) = Peak/AVG (dBuV/m) - Limit PK/AVG (dBuV/m)

Temperature:	25 °C	Relative Humidity:	55%
Test Voltage:	AC 120V/60HZ		
Ant. Pol.	Vertical		
Test Mode:	TX 802.11ac(VHT40) Mode 5795 MHz (U-NII-3)		
Remark:	Only show the worst case Antenna 3+4.		

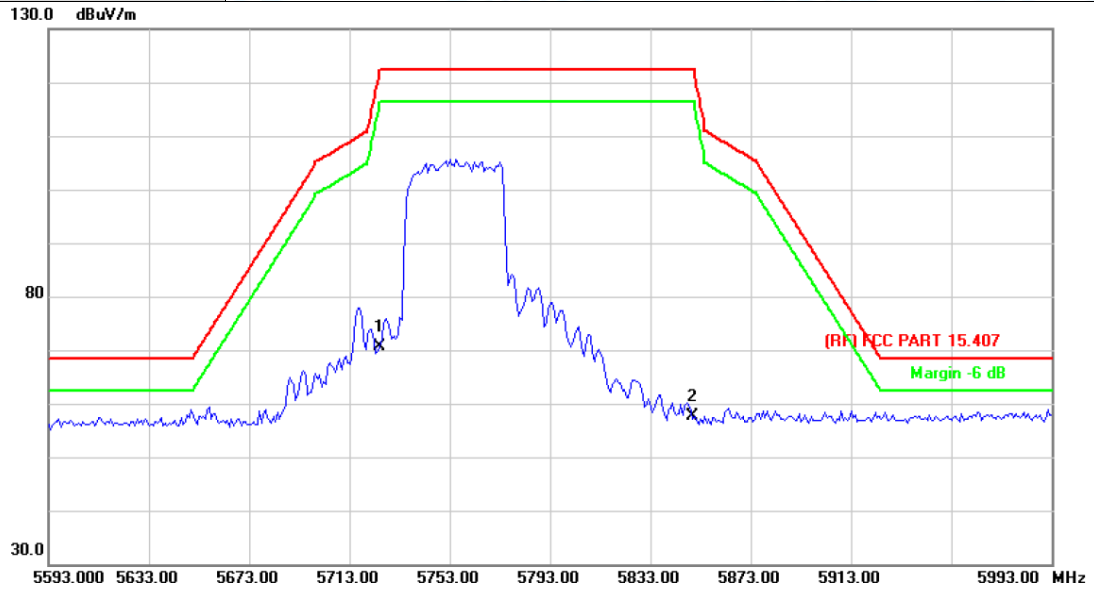


No.	Mk.	Freq. MHz	Reading Level dBuV	Correct Factor dB/m	Measure- ment dBuV/m	Limit dBuV/m	Over dB	Detector
1		5725.000	53.29	15.88	69.17	122.30	-53.13	peak
2	*	5850.000	55.77	16.27	72.04	122.30	-50.26	peak

Remark:

1. Corr. = Antenna Factor (dB/m) + Cable Loss (dB)
2. Peak/AVG (dBuV/m) = Corr. (dB/m) + Read Level (dBuV)
3. Margin (dB) = Peak/AVG (dBuV/m) - Limit PK/AVG (dBuV/m)

Temperature:	25 °C	Relative Humidity:	55%
Test Voltage:	AC 120V/60HZ		
Ant. Pol.	Horizontal		
Test Mode:	TX 802.11 ax(HE40)Mode 5755 MHz (U-NII-3)		
Remark:	Only show the worst case Antenna 3+4.		

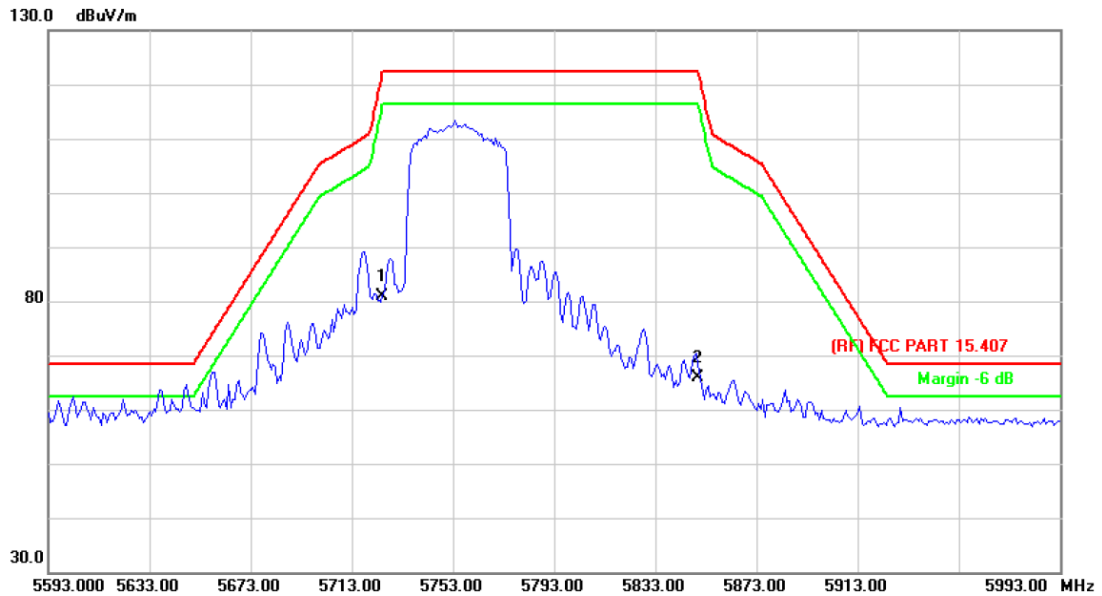


No.	Mk.	Freq. MHz	Reading Level dBuV	Correct Factor dB/m	Measure- ment dBuV/m	Limit dBuV/m	Over dB	Detector
1	*	5725.000	54.70	15.88	70.58	122.30	-51.72	peak
2		5850.000	41.40	16.27	57.67	122.30	-64.63	peak

Remark:

1. Corr. = Antenna Factor (dB/m) + Cable Loss (dB)
2. Peak/AVG (dBμV/m)= Corr. (dB/m)+ Read Level (dBμV)
3. Margin (dB) = Peak/AVG (dBμV/m)-Limit PK/AVG(dBμV/m)

Temperature:	25 °C	Relative Humidity:	55%
Test Voltage:	AC 120V/60HZ		
Ant. Pol.	Vertical		
Test Mode:	TX 802.11 ax(HE40) Mode 5755 MHz (U-NII-3)		
Remark:	Only show the worst case Antenna 3+4.		

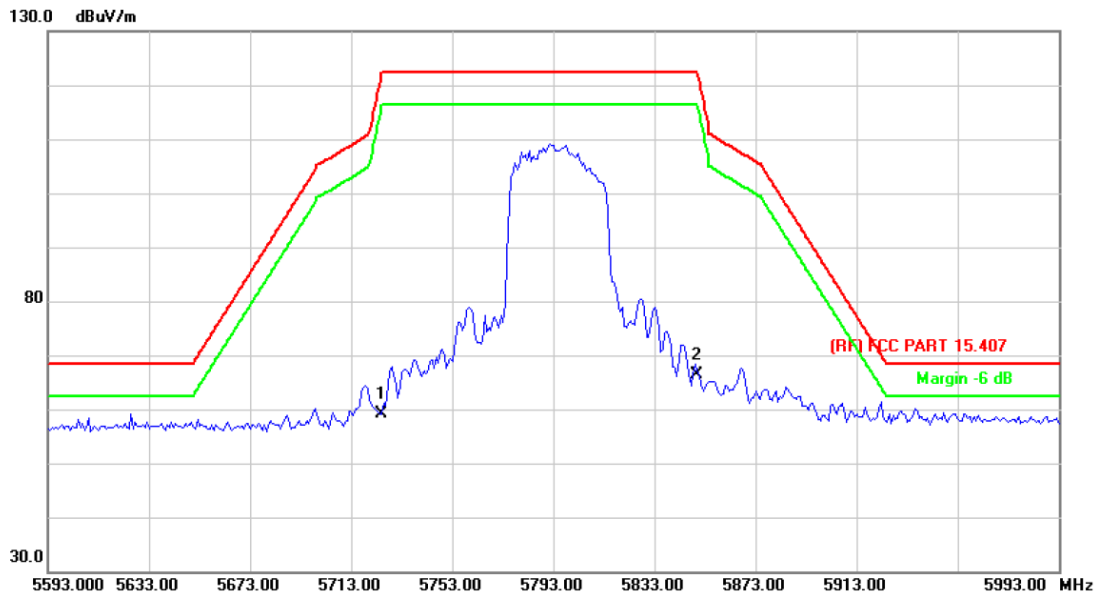


No.	Mk.	Freq. MHz	Reading Level dBuV	Correct Factor dB/m	Measure- ment dBuV/m	Limit dBuV/m	Over dB	Detector
1	*	5725.000	64.97	15.88	80.85	122.30	-41.45	peak
2		5850.000	49.71	16.27	65.98	122.30	-56.32	peak

Remark:

1. Corr. = Antenna Factor (dB/m) + Cable Loss (dB)
2. Peak/AVG (dBuV/m) = Corr. (dB/m) + Read Level (dBuV)
3. Margin (dB) = Peak/AVG (dBuV/m) - Limit PK/AVG (dBuV/m)

Temperature:	25 °C	Relative Humidity:	55%
Test Voltage:	AC 120V/60HZ		
Ant. Pol.	Horizontal		
Test Mode:	TX 802.11 ax(HE40) Mode 5795 MHz (U-NII-3)		
Remark:	Only show the worst case Antenna 3+4.		

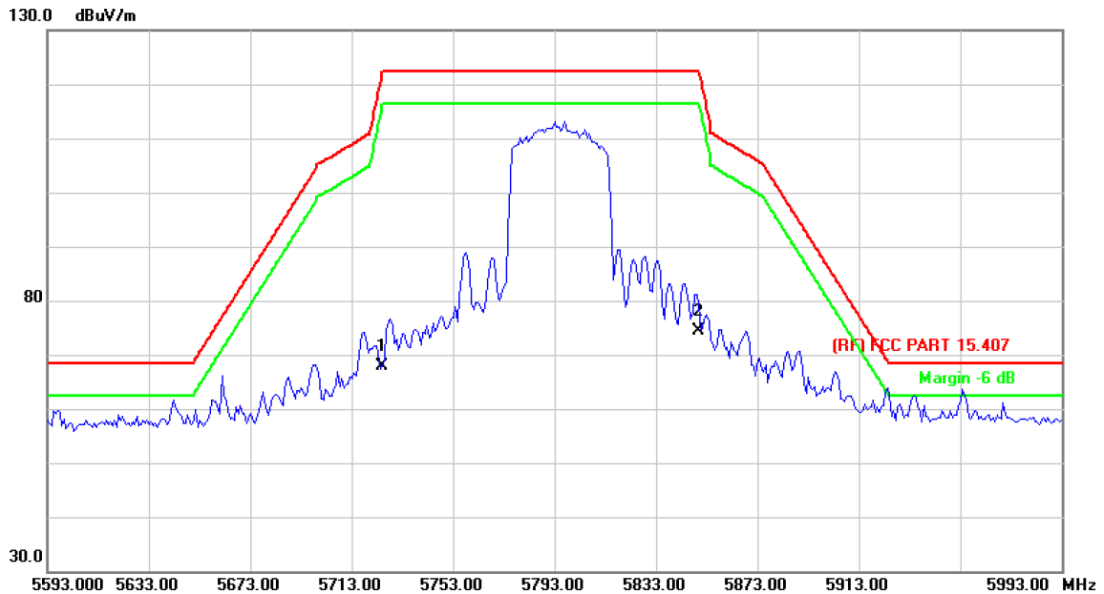


No.	Mk.	Freq. MHz	Reading Level dBuV	Correct Factor dB/m	Measure- ment dBuV/m	Limit dBuV/m	Over dB	Detector
1		5725.000	43.31	15.88	59.19	122.30	-63.11	peak
2	*	5850.000	50.00	16.27	66.27	122.30	-56.03	peak

Remark:

1. Corr. = Antenna Factor (dB/m) + Cable Loss (dB)
2. Peak/AVG (dBuV/m) = Corr. (dB/m) + Read Level (dBuV)
3. Margin (dB) = Peak/AVG (dBuV/m) - Limit PK/AVG (dBuV/m)

Temperature:	25 °C	Relative Humidity:	55%
Test Voltage:	AC 120V/60HZ		
Ant. Pol.	Vertical		
Test Mode:	TX 802.11ax(HE40) Mode 5795 MHz (U-NII-3)		
Remark:	Only show the worst case Antenna 3+4.		

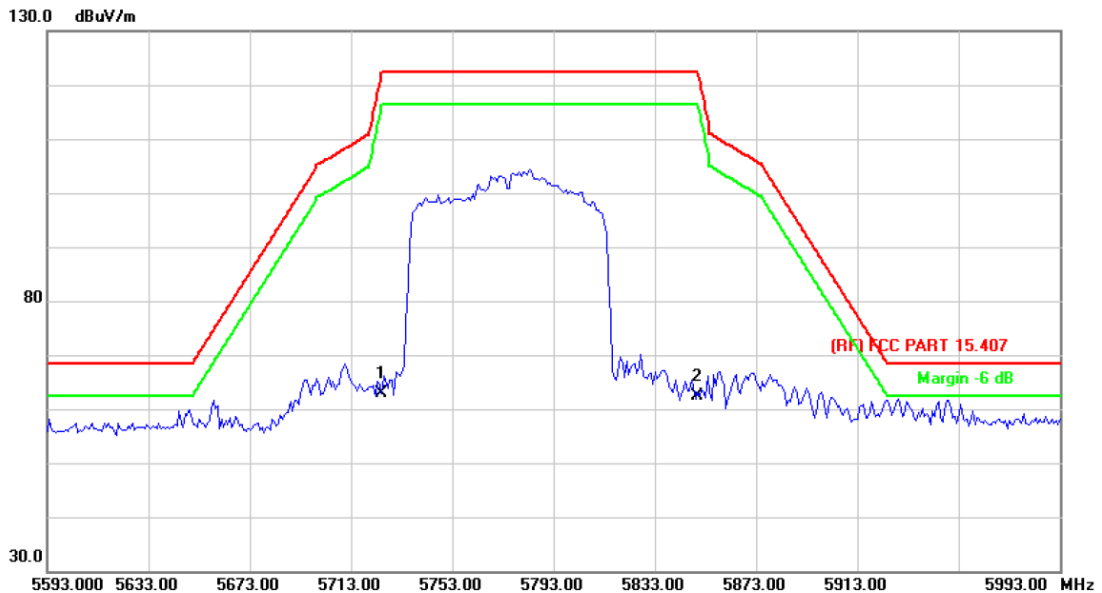


No.	Mk.	Freq. MHz	Reading Level dBuV	Correct Factor dB/m	Measure- ment dBuV/m	Limit dBuV/m	Over dB	Detector
1		5725.000	51.92	15.88	67.80	122.30	-54.50	peak
2	*	5850.000	58.08	16.27	74.35	122.30	-47.95	peak

Remark:

1. Corr. = Antenna Factor (dB/m) + Cable Loss (dB)
2. Peak/AVG (dBuV/m) = Corr. (dB/m) + Read Level (dBuV)
3. Margin (dB) = Peak/AVG (dBuV/m) - Limit PK/AVG (dBuV/m)

Temperature:	25 °C	Relative Humidity:	55%
Test Voltage:	AC 120V/60HZ		
Ant. Pol.	Horizontal		
Test Mode:	TX 802.11ac(VHT80) Mode 5775 MHz (U-NII-3)		
Remark:	Only show the worst case Antenna 3+4.		

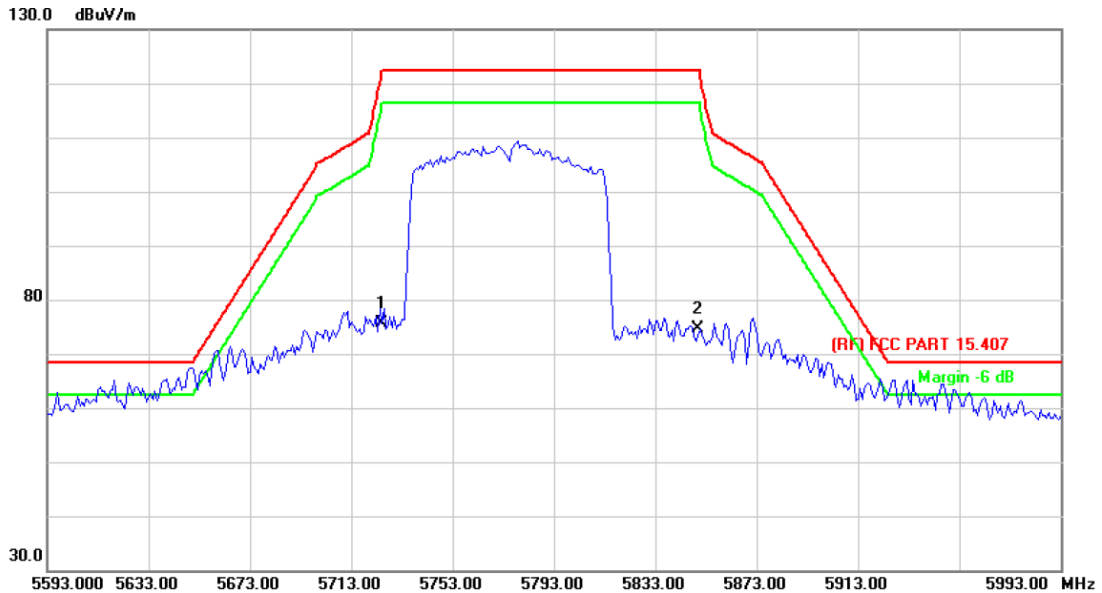


No.	Mk.	Freq.	Reading Level	Correct Factor	Measurement	Limit	Over	
		MHz	dBuV	dB/m	dBuV/m	dBuV/m	dB	Detector
1	*	5725.000	46.99	15.88	62.87	122.30	-59.43	peak
2		5850.000	46.16	16.27	62.43	122.30	-59.87	peak

Remark:

1. Corr. = Antenna Factor (dB/m) + Cable Loss (dB)
2. Peak/AVG (dBuV/m) = Corr. (dB/m) + Read Level (dBuV)
3. Margin (dB) = Peak/AVG (dBuV/m) - Limit PK/AVG (dBuV/m)

Temperature:	25 °C	Relative Humidity:	55%
Test Voltage:	AC 120V/60HZ		
Ant. Pol.	Vertical		
Test Mode:	TX 802.11ac(VHT80) Mode 5775 MHz (U-NII-3)		
Remark:	Only show the worst case Antenna 3+4.		

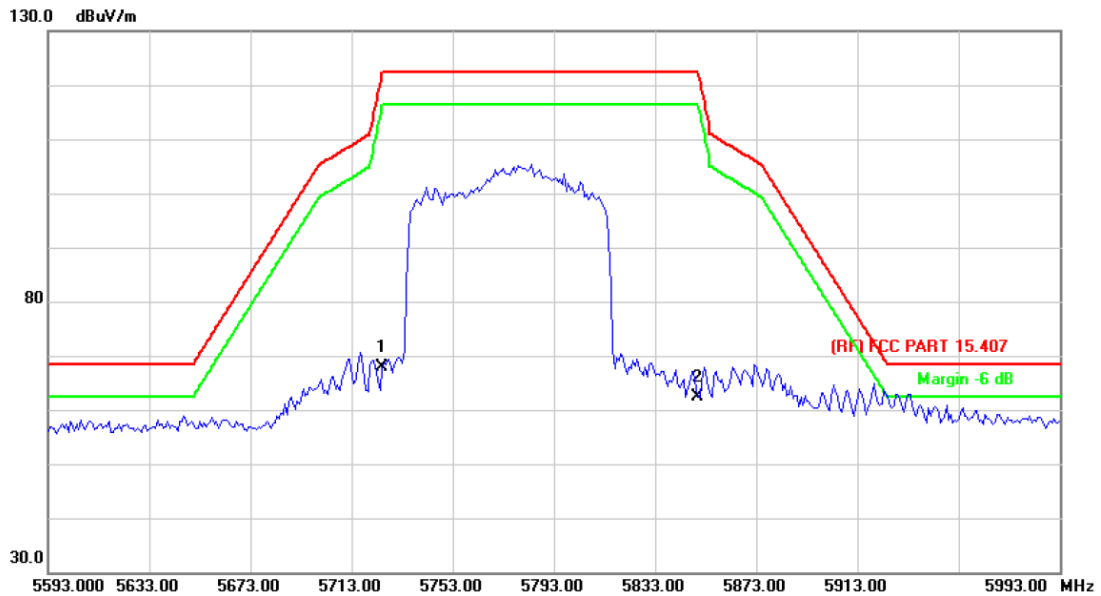


No.	Mk.	Freq. MHz	Reading Level dBuV	Correct Factor dB/m	Measure- ment dBuV/m	Limit dBuV/m	Over dB	Detector
1	*	5725.000	59.65	15.88	75.53	122.30	-46.77	peak
2		5850.000	58.46	16.27	74.73	122.30	-47.57	peak

Remark:

1. Corr. = Antenna Factor (dB/m) + Cable Loss (dB)
2. Peak/AVG (dBuV/m) = Corr. (dB/m) + Read Level (dBuV)
3. Margin (dB) = Peak/AVG (dBuV/m) - Limit PK/AVG (dBuV/m)

Temperature:	25 °C	Relative Humidity:	55%
Test Voltage:	AC 120V/60HZ		
Ant. Pol.	Horizontal		
Test Mode:	TX 802.11ax(HE80) Mode 5775 MHz (U-NII-3)		
Remark:	Only show the worst case Antenna 3+4.		

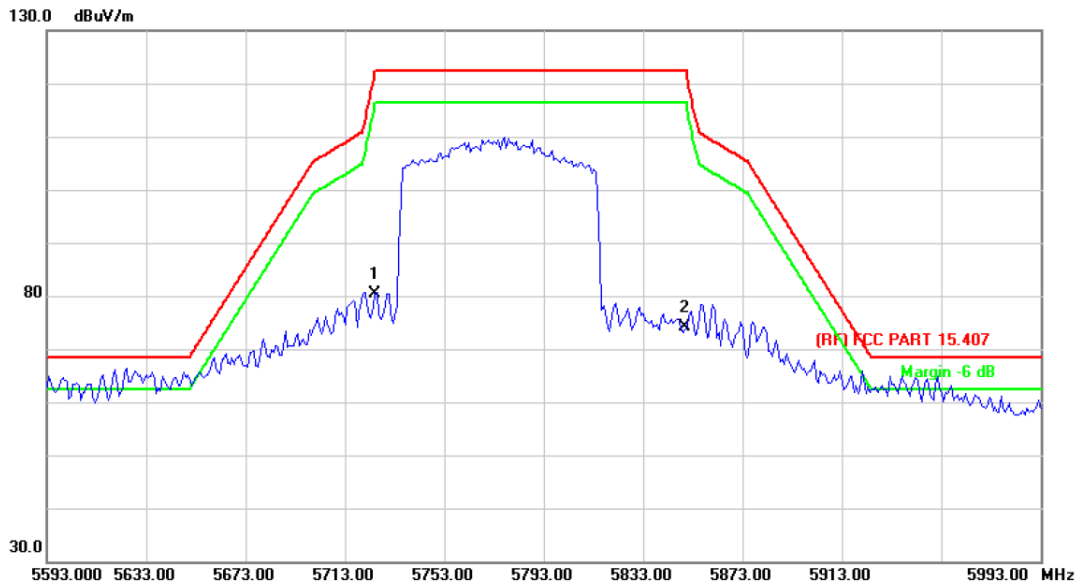


No.	Mk.	Freq.	Reading Level	Correct Factor	Measurement	Limit	Over	
		MHz	dBuV	dB/m	dBuV/m	dBuV/m	dB	Detector
1	*	5725.000	52.04	15.88	67.92	122.30	-54.38	peak
2		5850.000	46.07	16.27	62.34	122.30	-59.96	peak

Remark:

1. Corr. = Antenna Factor (dB/m) + Cable Loss (dB)
2. Peak/AVG (dBuV/m) = Corr. (dB/m) + Read Level (dBuV)
3. Margin (dB) = Peak/AVG (dBuV/m) - Limit PK/AVG (dBuV/m)

Temperature:	25 °C	Relative Humidity:	55%
Test Voltage:	AC 120V/60HZ		
Ant. Pol.	Vertical		
Test Mode:	TX 802.11 ax(HE80) Mode 5775 MHz (U-NII-3)		
Remark:	Only show the worst case Antenna 3+4.		



No.	Mk.	Freq. MHz	Reading Level dBuV	Correct Factor dB/m	Measure- ment dBuV/m	Limit dBuV/m	Over dB	Detector
1	*	5725.000	64.41	15.88	80.29	122.30	-42.01	peak
2		5850.000	57.95	16.27	74.22	122.30	-48.08	peak

Remark:

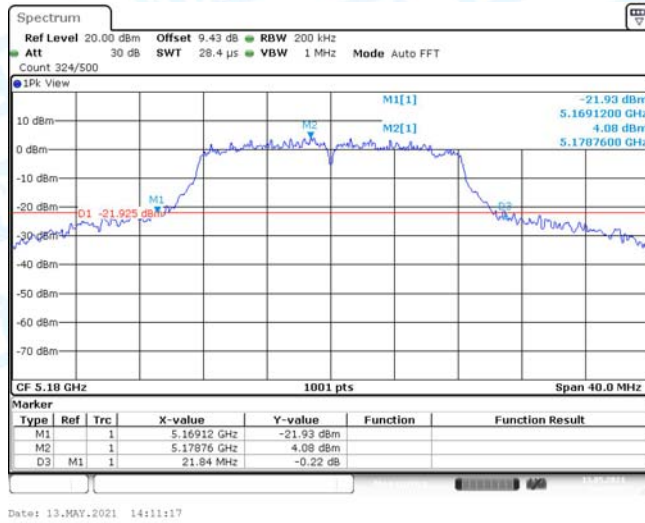
1. Corr. = Antenna Factor (dB/m) + Cable Loss (dB)
2. Peak/AVG (dBμV/m) = Corr. (dB/m) + Read Level (dBμV)
3. Margin (dB) = Peak/AVG (dBμV/m) - Limit PK/AVG (dBμV/m)

Attachment D--Bandwidth Test Data

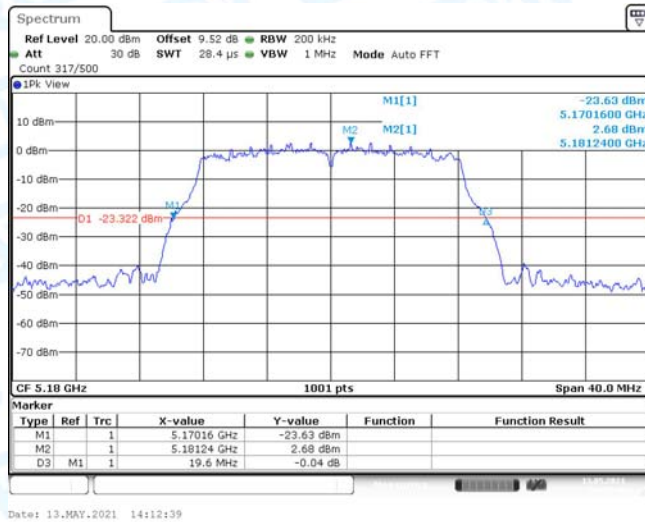
Test Mode	Antenna	Channel	26db EBW [MHz]	FL[MHz]	FH[MHz]	Limit[MHz]	Verdict
11A-MIMO	Ant3	5180	21.840	5169.120	5190.960	---	PASS
	Ant4	5180	19.600	5170.160	5189.760	---	PASS
	Ant3	5200	19.680	5190.120	5209.800	---	PASS
	Ant4	5200	19.440	5190.120	5209.560	---	PASS
	Ant3	5240	19.800	5230.080	5249.880	---	PASS
	Ant4	5240	19.720	5230.040	5249.760	---	PASS
11N20MIMO	Ant3	5180	20.440	5169.640	5190.080	---	PASS
	Ant4	5180	19.960	5170.040	5190.000	---	PASS
	Ant3	5200	20.760	5189.560	5210.320	---	PASS
	Ant4	5200	19.920	5189.920	5209.840	---	PASS
	Ant3	5240	20.160	5230.000	5250.160	---	PASS
	Ant4	5240	19.960	5230.000	5249.960	---	PASS
11N40MIMO	Ant3	5190	40.640	5169.760	5210.400	---	PASS
	Ant4	5190	38.960	5170.400	5209.360	---	PASS
	Ant3	5230	40.320	5210.400	5250.720	---	PASS
	Ant4	5230	39.440	5210.320	5249.760	---	PASS
11AC20MIMO	Ant3	5180	21.600	5169.360	5190.960	---	PASS
	Ant4	5180	20.200	5170.000	5190.200	---	PASS
	Ant3	5200	22.760	5189.600	5212.360	---	PASS
	Ant4	5200	20.120	5189.840	5209.960	---	PASS
	Ant3	5240	20.200	5230.040	5250.240	---	PASS
	Ant4	5240	20.040	5230.000	5250.040	---	PASS
11AC40MIMO	Ant3	5190	40.960	5169.920	5210.880	---	PASS
	Ant4	5190	39.760	5169.920	5209.680	---	PASS
	Ant3	5230	39.360	5210.480	5249.840	---	PASS
	Ant4	5230	39.040	5210.320	5249.360	---	PASS
11AC80MIMO	Ant3	5210	79.200	5170.480	5249.680	---	PASS
	Ant4	5210	79.360	5170.320	5249.680	---	PASS
11AX20MIMO	Ant3	5180	28.640	5166.200	5194.840	---	PASS
	Ant4	5180	23.240	5169.120	5192.360	---	PASS
	Ant3	5200	28.120	5185.640	5213.760	---	PASS
	Ant4	5200	22.280	5188.640	5210.920	---	PASS
	Ant3	5240	19.920	5230.040	5249.960	---	PASS
	Ant4	5240	19.880	5230.040	5249.920	---	PASS
11AX40MIMO	Ant3	5190	39.760	5170.160	5209.920	---	PASS
	Ant4	5190	39.600	5170.160	5209.760	---	PASS
	Ant3	5230	39.520	5210.320	5249.840	---	PASS
	Ant4	5230	39.680	5210.160	5249.840	---	PASS
11AX80MIMO	Ant3	5210	80.160	5170.000	5250.160	---	PASS
	Ant4	5210	80.160	5170.000	5250.160	---	PASS

Test Graphs

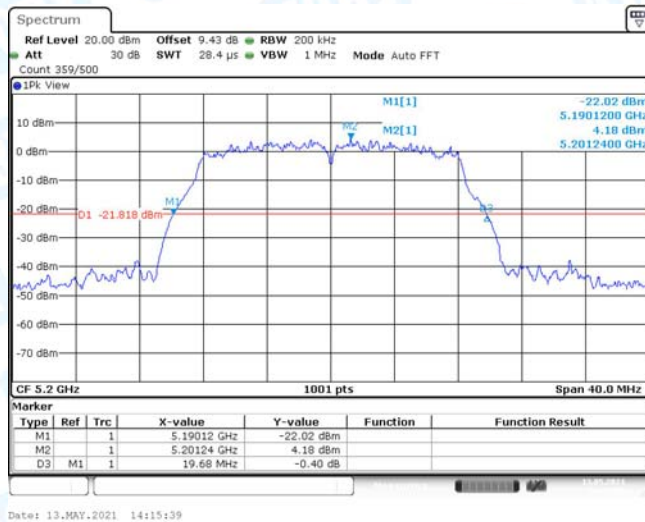
11A-MIMO_Ant3_5180



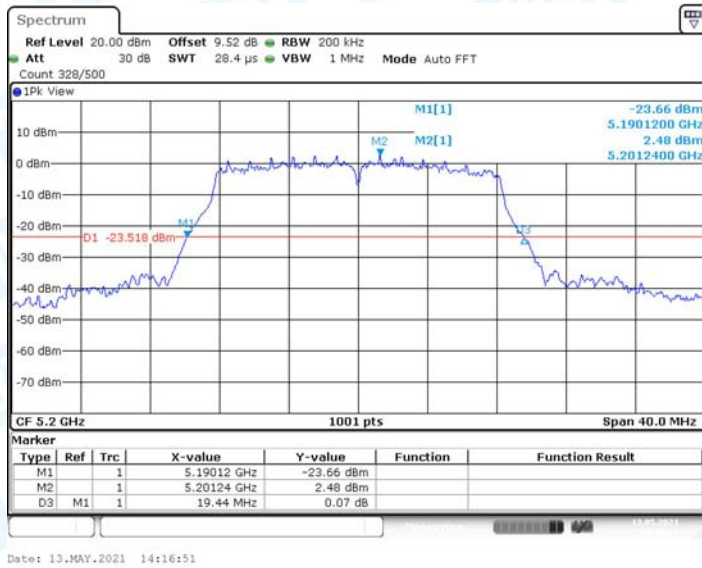
11A-MIMO_Ant4_5180



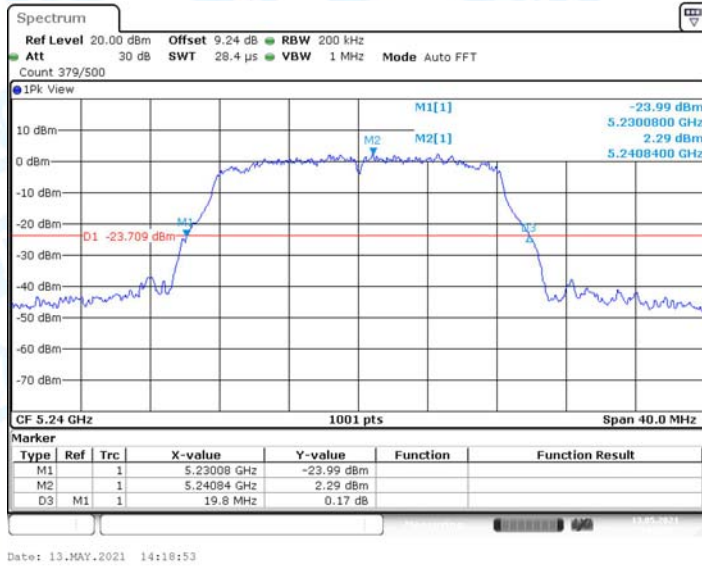
11A-MIMO_Ant3_5200



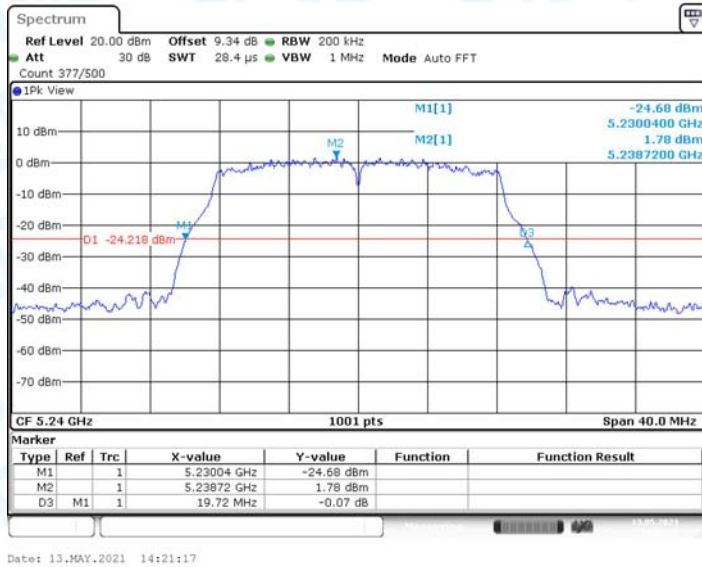
11A-MIMO_Ant4_5200



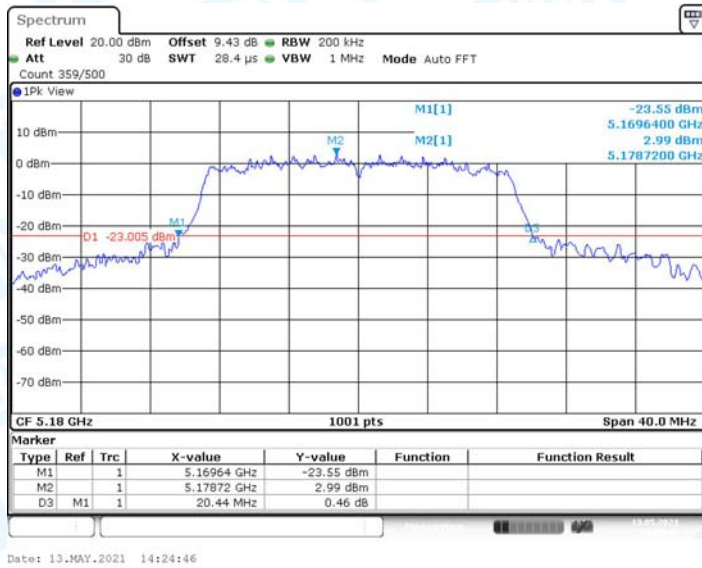
11A-MIMO_Ant3_5240



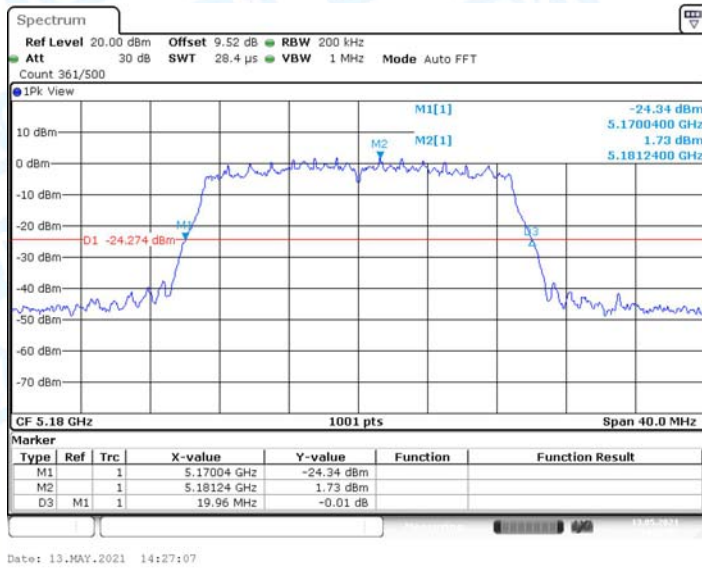
11A-MIMO_Ant4_5240



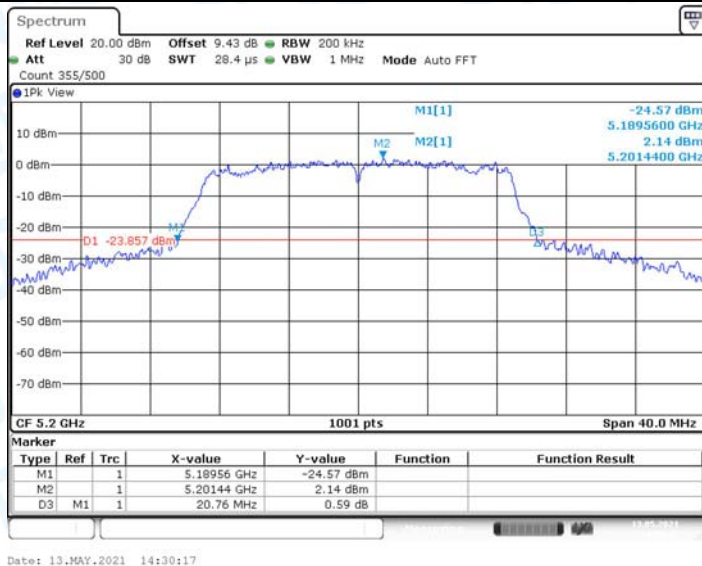
11N20MIMO_Ant3_5180



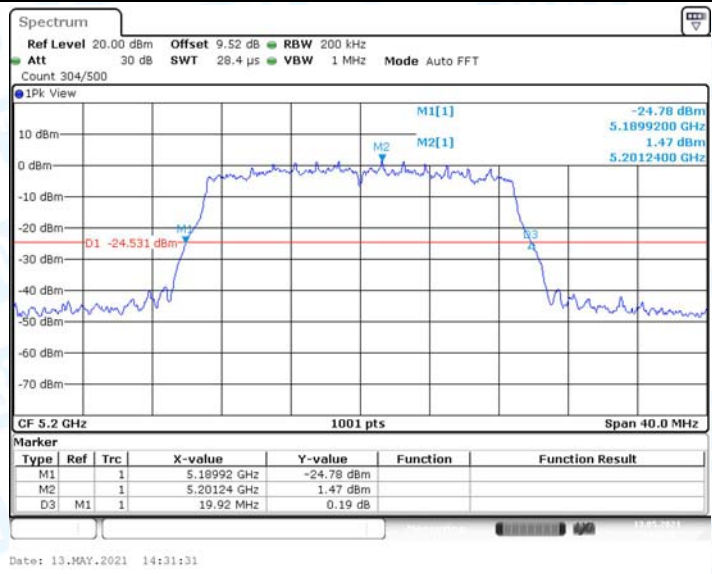
11N20MIMO_Ant4_5180



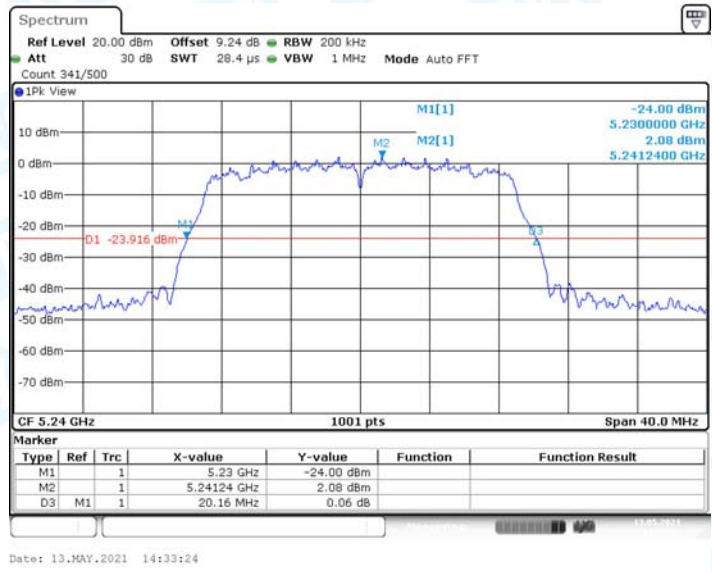
11N20MIMO_Ant3_5200



11N20MIMO_Ant4_5200



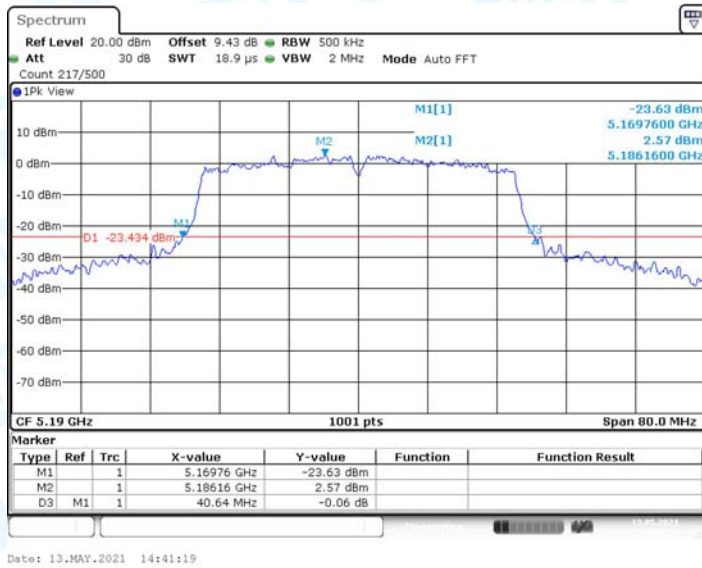
11N20MIMO_Ant3_5240



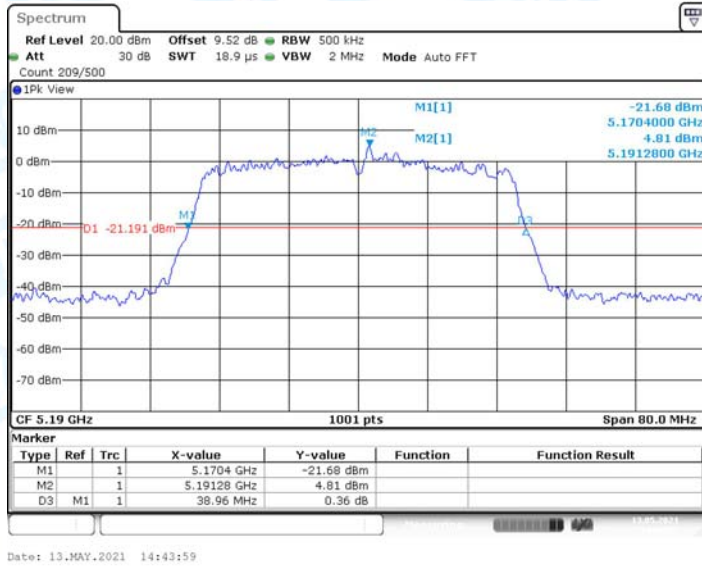
11N20MIMO_Ant4_5240



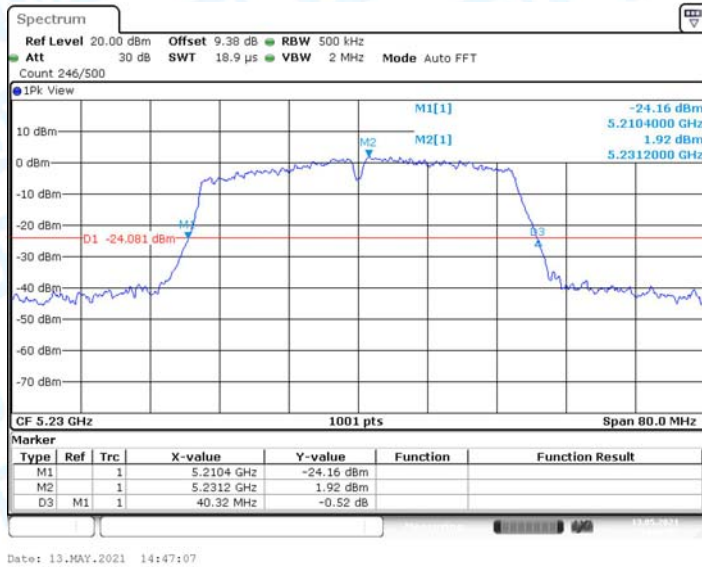
11N40MIMO_Ant3_5190



11N40MIMO_Ant4_5190



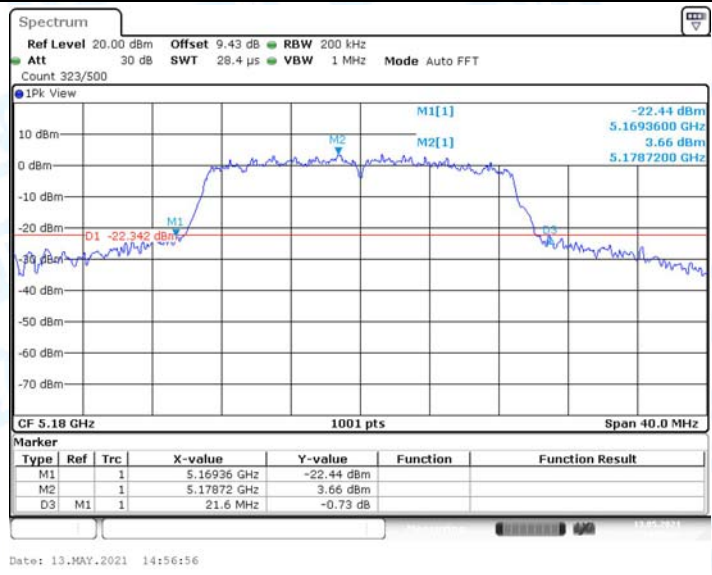
11N40MIMO_Ant3_5230



11N40MIMO_Ant4_5230



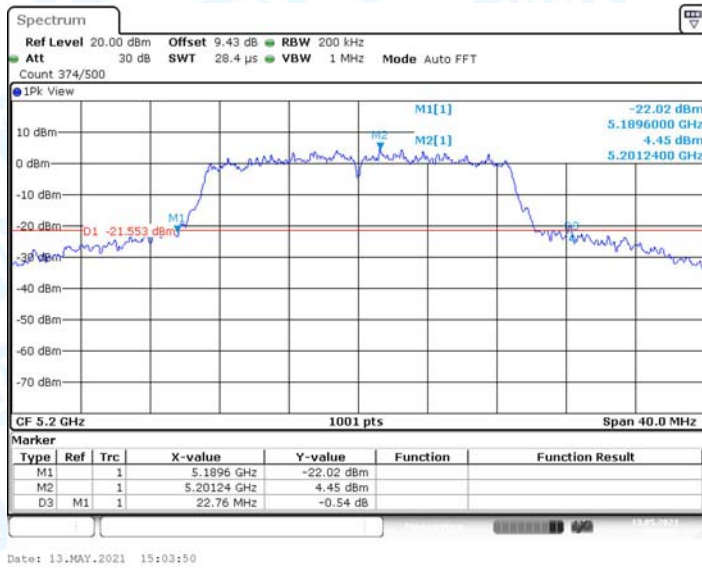
11AC20MIMO_Ant3_5180



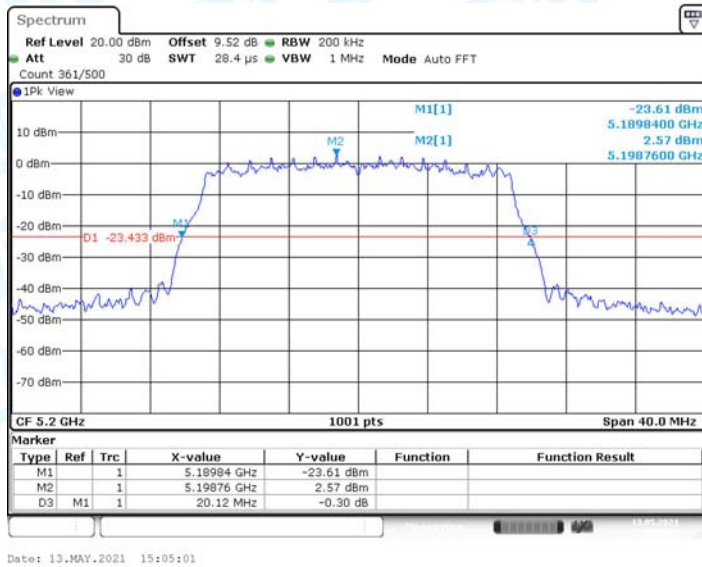
11AC20MIMO_Ant4_5180



11AC20MIMO_Ant3_5200



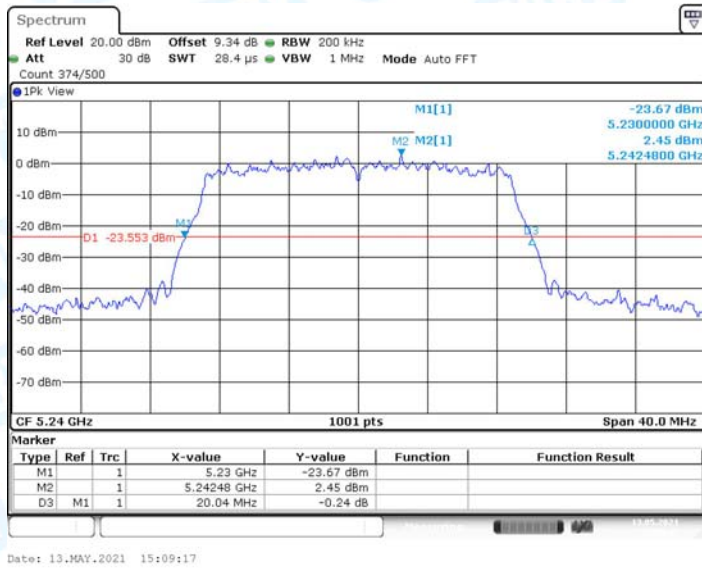
11AC20MIMO_Ant4_5200



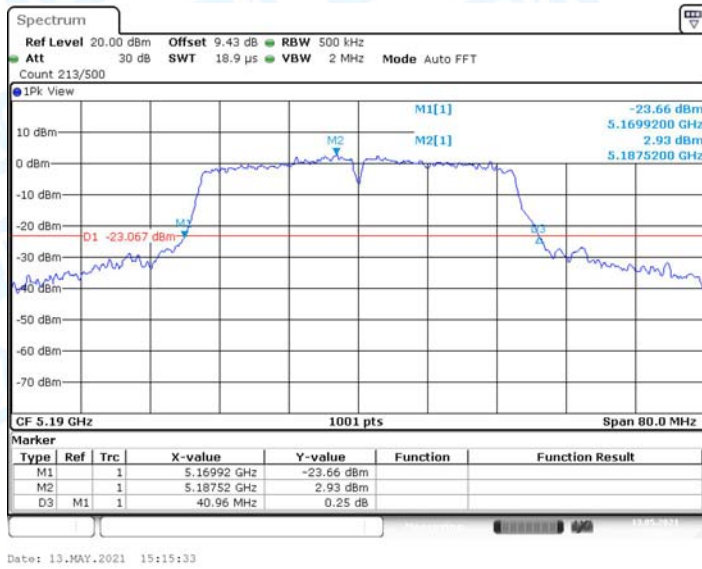
11AC20MIMO_Ant3_5240



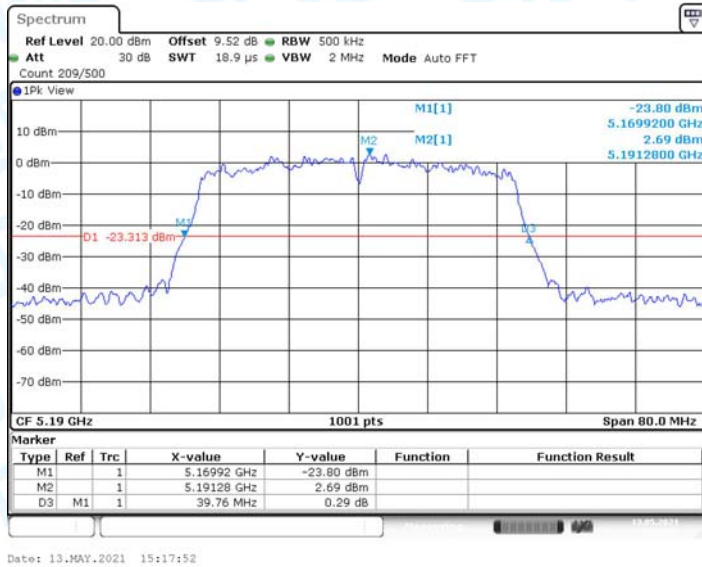
11AC20MIMO_Ant4_5240



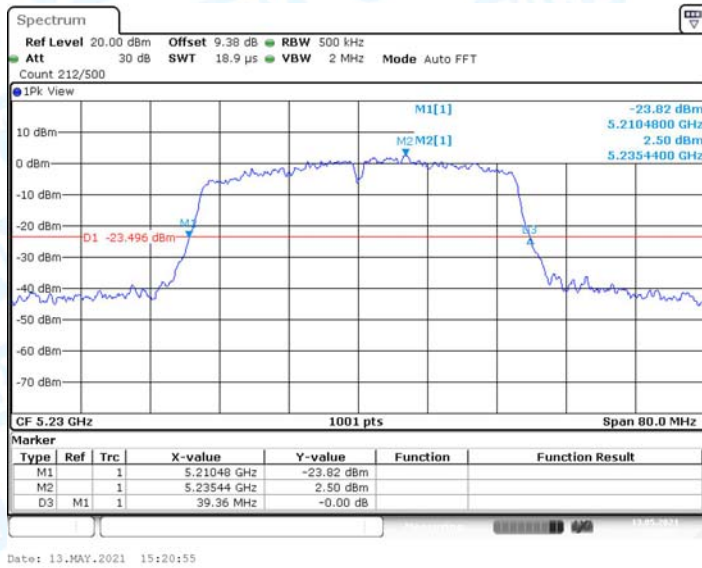
11AC40MIMO_Ant3_5190



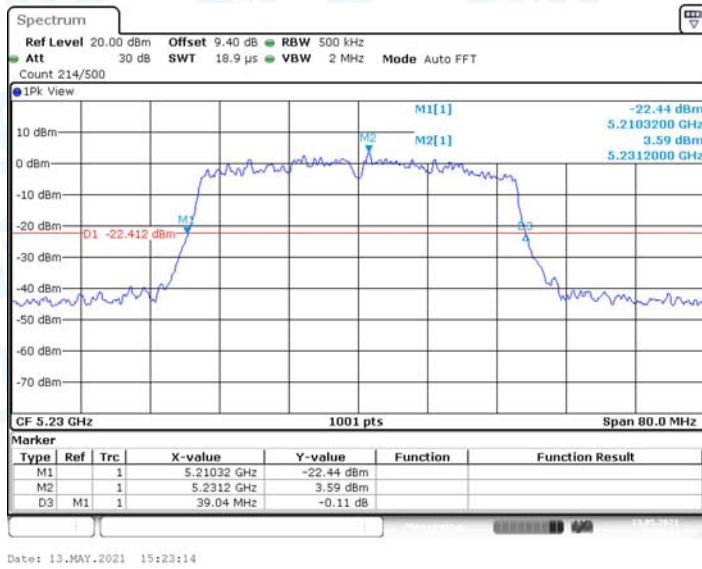
11AC40MIMO_Ant4_5190



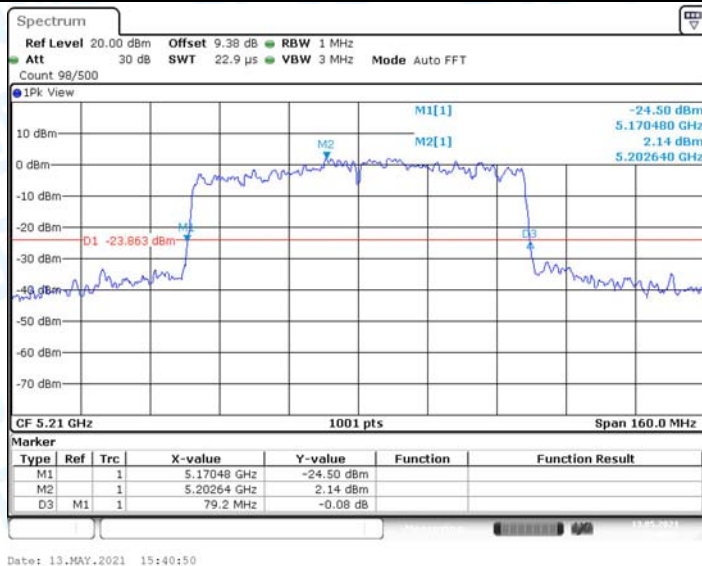
11AC40MIMO_Ant3_5230



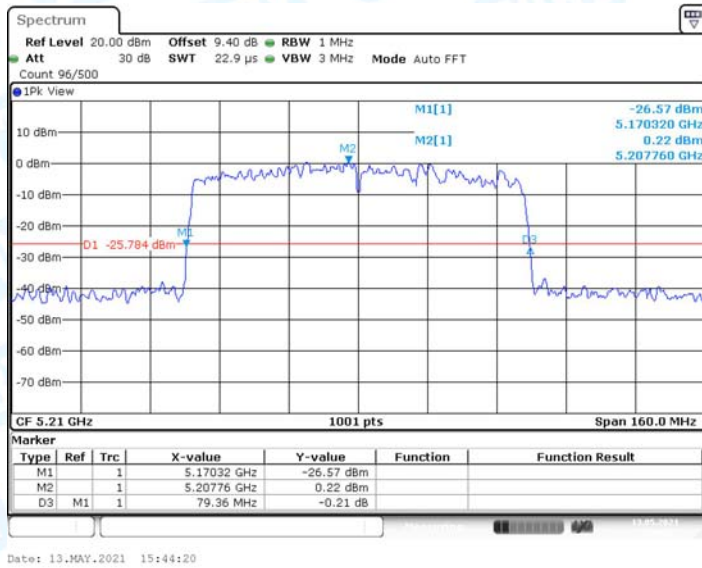
11AC40MIMO_Ant4_5230



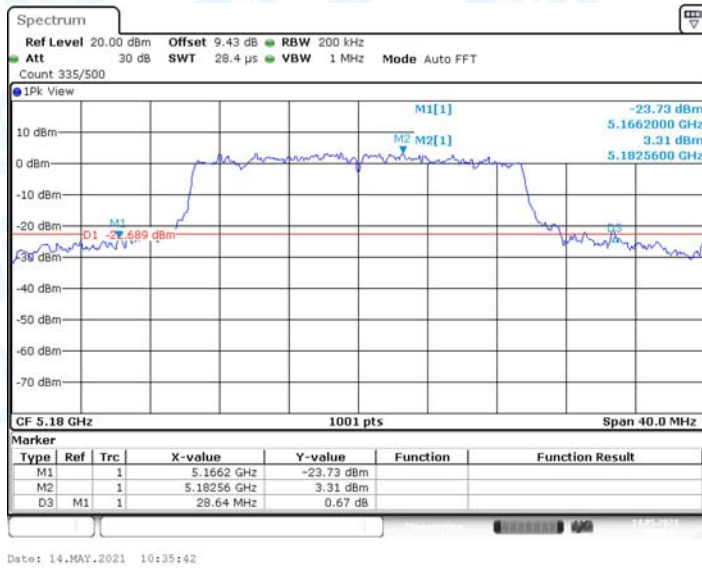
11AC80MIMO_Ant3_5210



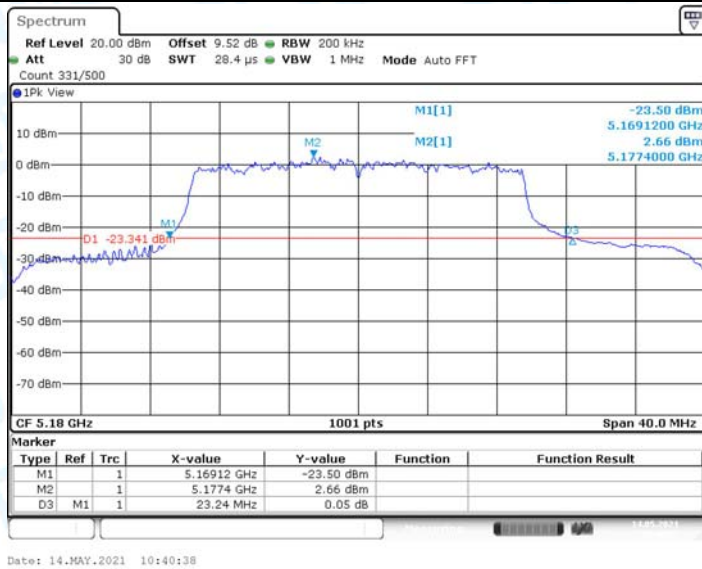
11AC80MIMO_Ant4_5210



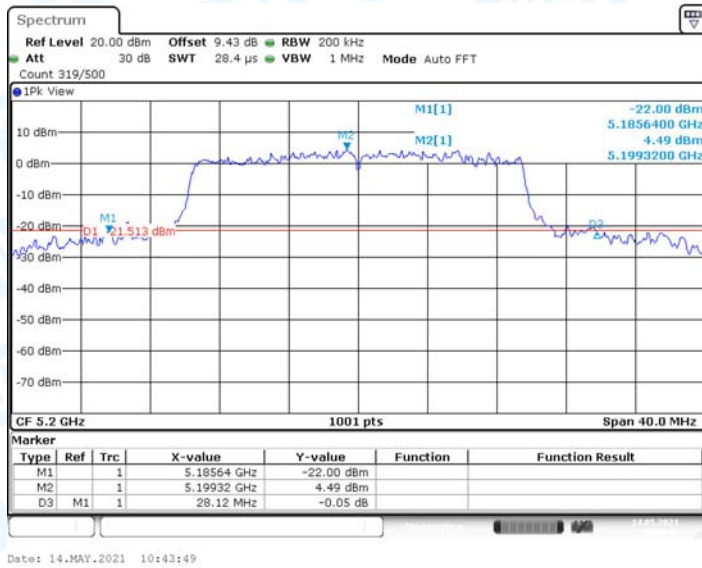
11AX20MIMO_Ant3_5180



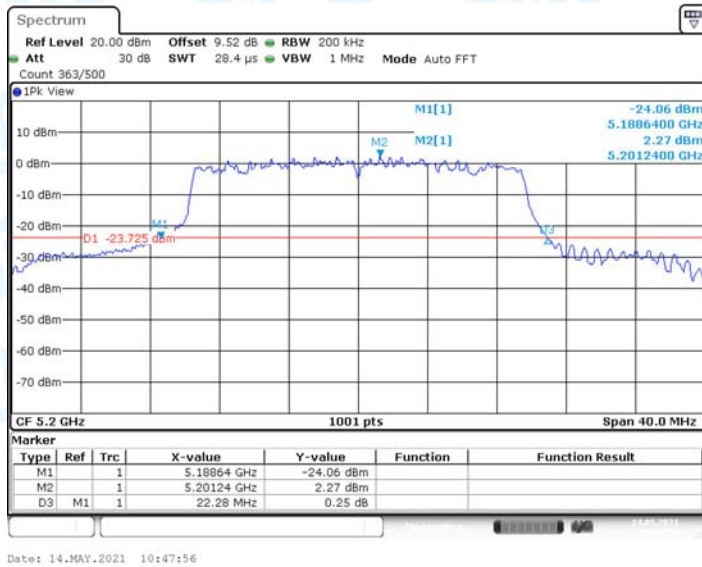
11AX20MIMO_Ant4_5180



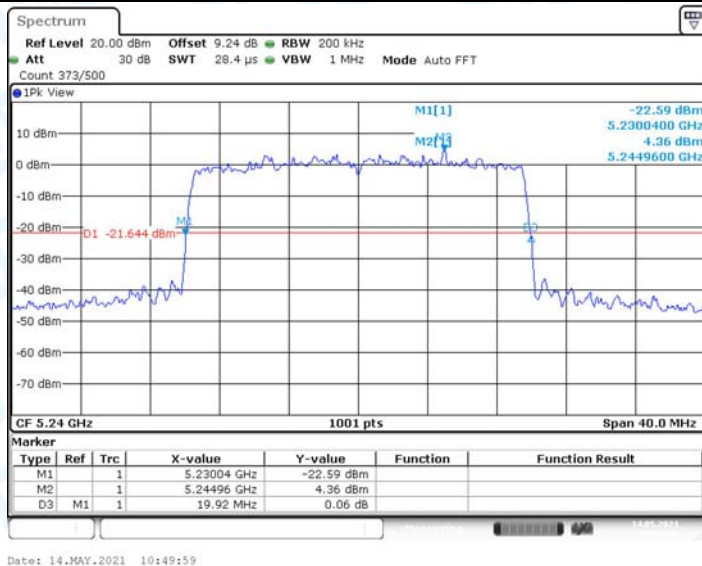
11AX20MIMO_Ant3_5200



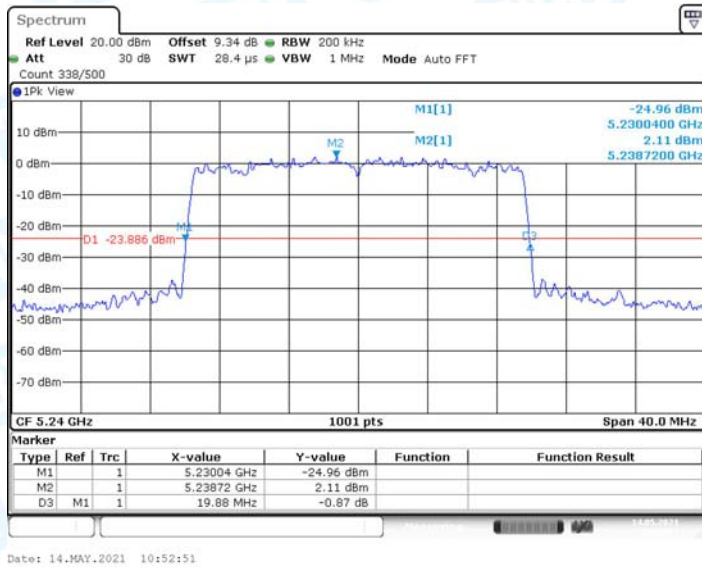
11AX20MIMO_Ant4_5200



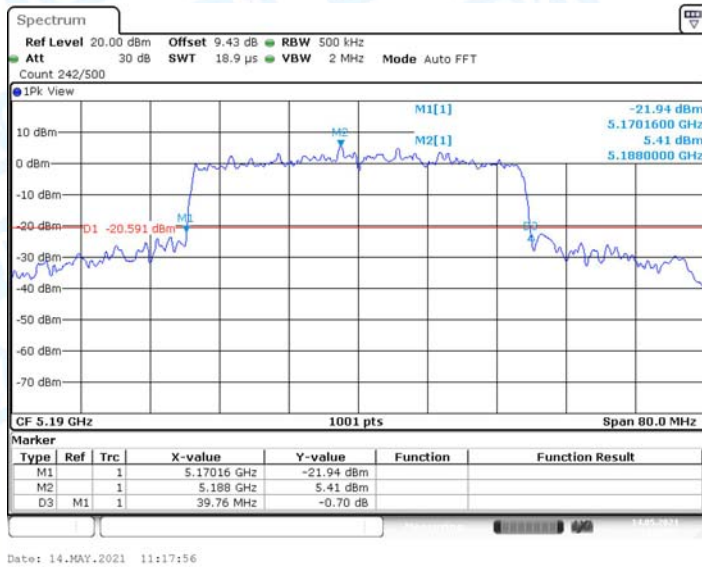
11AX20MIMO_Ant3_5240



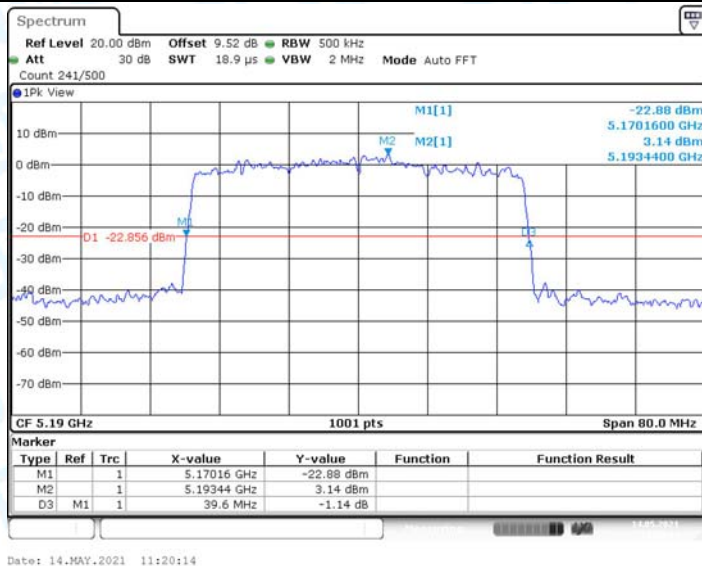
11AX20MIMO_Ant4_5240



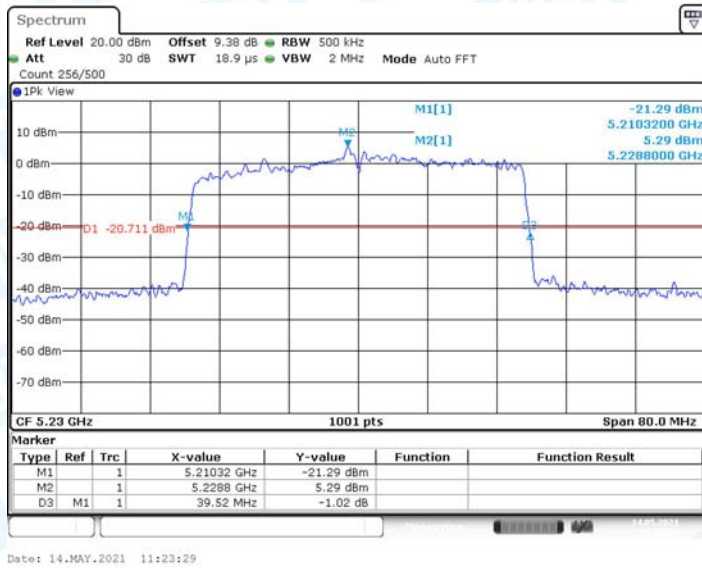
11AX40MIMO_Ant3_5190



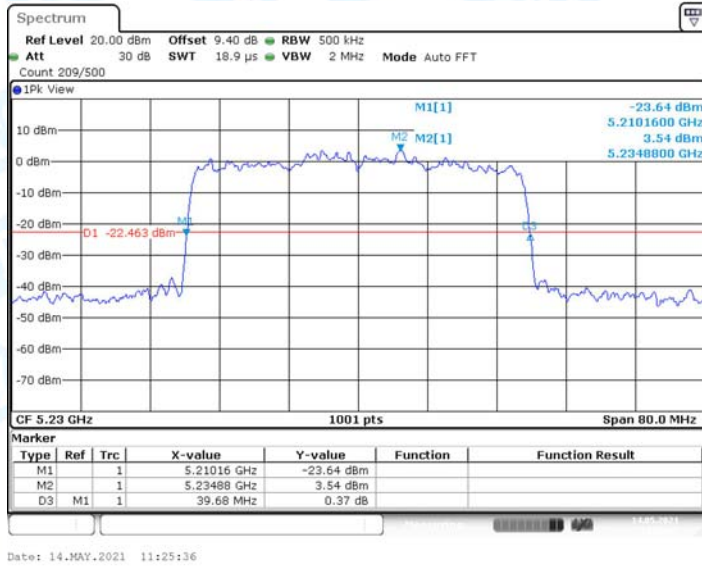
11AX40MIMO_Ant4_5190



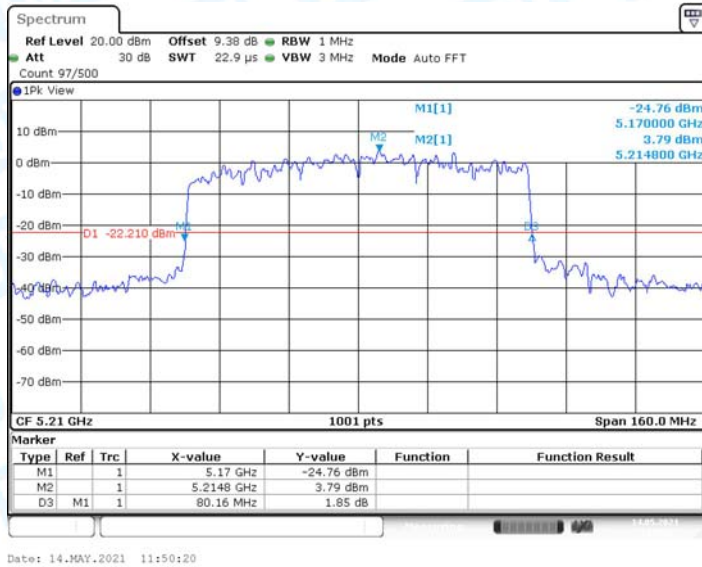
11AX40MIMO_Ant3_5230



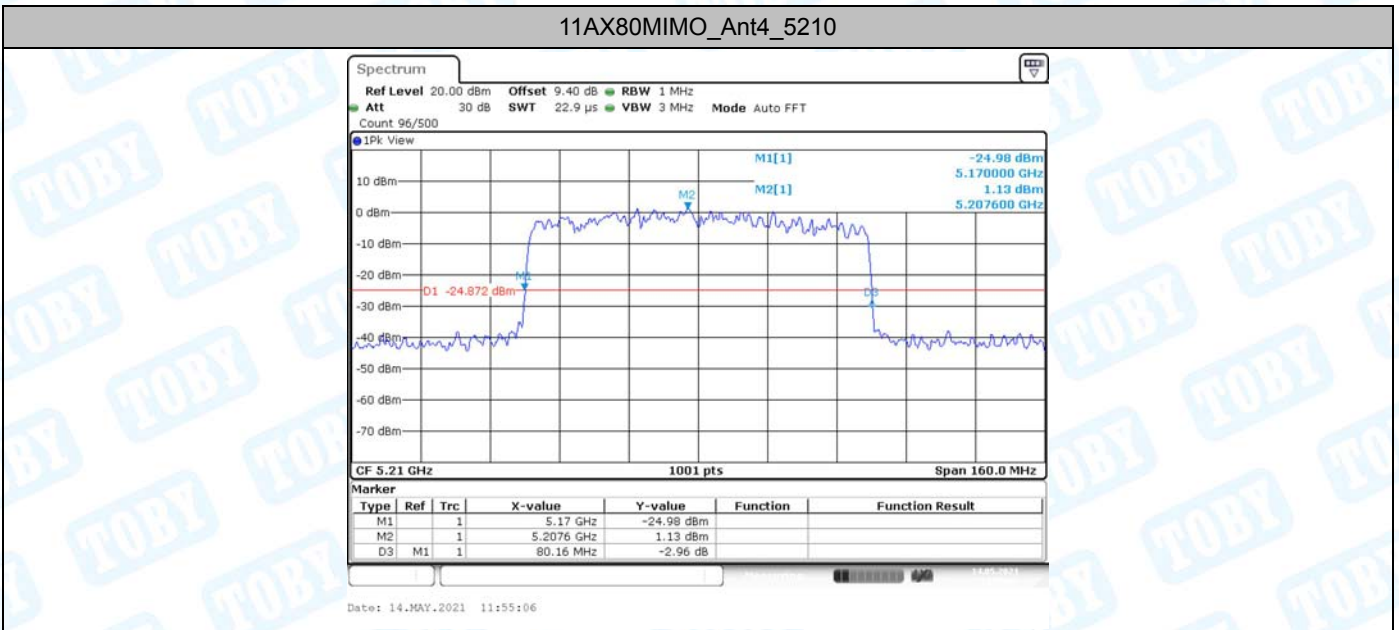
11AX40MIMO_Ant4_5230



11AX80MIMO_Ant3_5210



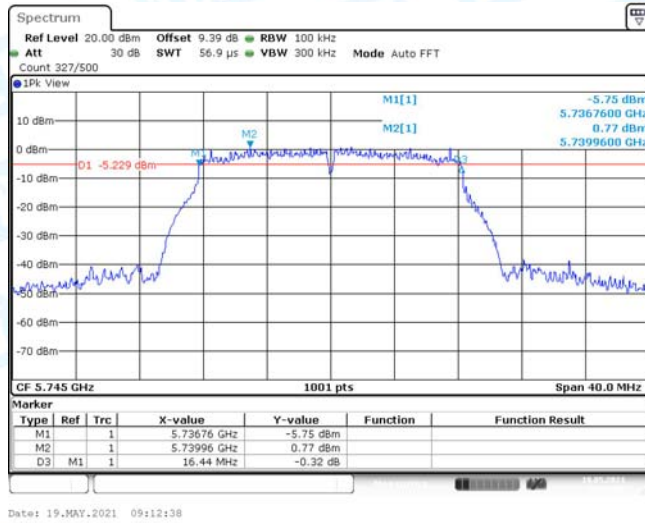
11AX80MIMO_Ant4_5210



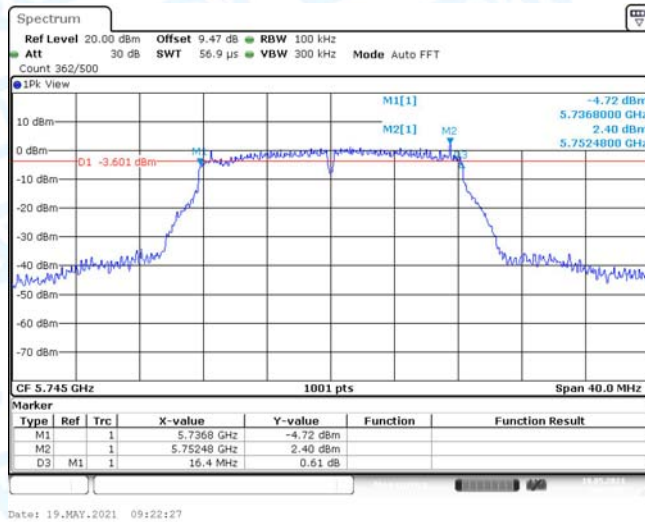
Test Mode	Antenna	Channel	6db EBW [MHz]	FL[MHz]	FH[MHz]	Limit[MHz]	Verdict
11A-MIMO	Ant3	5745	16.440	5736.760	5753.200	0.5	PASS
	Ant4	5745	16.400	5736.800	5753.200	0.5	PASS
	Ant3	5785	16.000	5777.200	5793.200	0.5	PASS
	Ant4	5785	16.440	5776.800	5777.520	0.5	PASS
	Ant3	5825	16.360	5816.800	5833.160	0.5	PASS
	Ant4	5825	16.440	5816.760	5833.200	0.5	PASS
11N20MIMO	Ant3	5745	17.000	5736.160	5753.160	0.5	PASS
	Ant4	5745	17.720	5736.120	5753.840	0.5	PASS
	Ant3	5785	16.440	5777.360	5793.800	0.5	PASS
	Ant4	5785	17.680	5776.160	5793.840	0.5	PASS
	Ant3	5825	16.160	5816.440	5832.600	0.5	PASS
	Ant4	5825	17.640	5816.160	5833.800	0.5	PASS
11N40MIMO	Ant3	5755	35.360	5737.320	5772.680	0.5	PASS
	Ant4	5755	35.280	5737.320	5772.600	0.5	PASS
	Ant3	5795	34.000	5778.600	5812.600	0.5	PASS
	Ant4	5795	30.240	5782.360	5812.600	0.5	PASS
11AC20MIMO	Ant3	5745	17.000	5736.400	5753.400	0.5	PASS
	Ant4	5745	17.640	5736.160	5753.800	0.5	PASS
	Ant3	5785	16.160	5777.400	5793.560	0.5	PASS
	Ant4	5785	17.280	5776.160	5793.440	0.5	PASS
	Ant3	5825	16.000	5816.800	5832.800	0.5	PASS
	Ant4	5825	16.400	5816.800	5833.200	0.5	PASS
11AC40MIMO	Ant3	5755	35.280	5737.400	5772.680	0.5	PASS
	Ant4	5755	35.280	5737.320	5772.600	0.5	PASS
	Ant3	5795	30.320	5782.360	5812.680	0.5	PASS
	Ant4	5795	35.200	5777.400	5812.600	0.5	PASS
11AC80MIMO	Ant3	5775	63.040	5749.720	5812.760	0.5	PASS
	Ant4	5775	71.680	5737.240	5808.920	0.5	PASS
11AX20MIMO	Ant3	5745	18.920	5735.400	5754.320	0.5	PASS
	Ant4	5745	18.840	5735.520	5754.360	0.5	PASS
	Ant3	5785	18.840	5775.640	5794.480	0.5	PASS
	Ant4	5785	18.840	5775.600	5794.440	0.5	PASS
	Ant3	5825	18.680	5815.520	5834.200	0.5	PASS
	Ant4	5825	18.200	5816.160	5834.360	0.5	PASS
11AX40MIMO	Ant3	5755	37.680	5736.120	5773.800	0.5	PASS
	Ant4	5755	36.800	5737.080	5773.880	0.5	PASS
	Ant3	5795	31.520	5781.160	5812.680	0.5	PASS
	Ant4	5795	35.280	5777.320	5812.600	0.5	PASS
11AX80MIMO	Ant3	5775	66.560	5747.320	5813.880	0.5	PASS
	Ant4	5775	74.240	5737.240	5811.480	0.5	PASS

Test Graphs

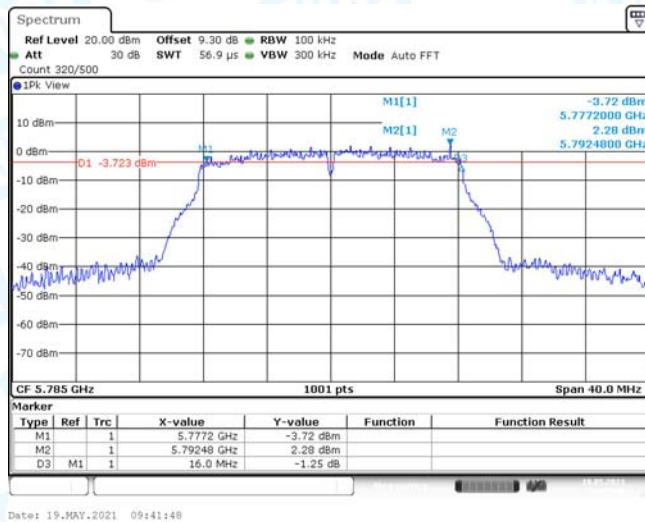
11A-MIMO_Ant3_5745



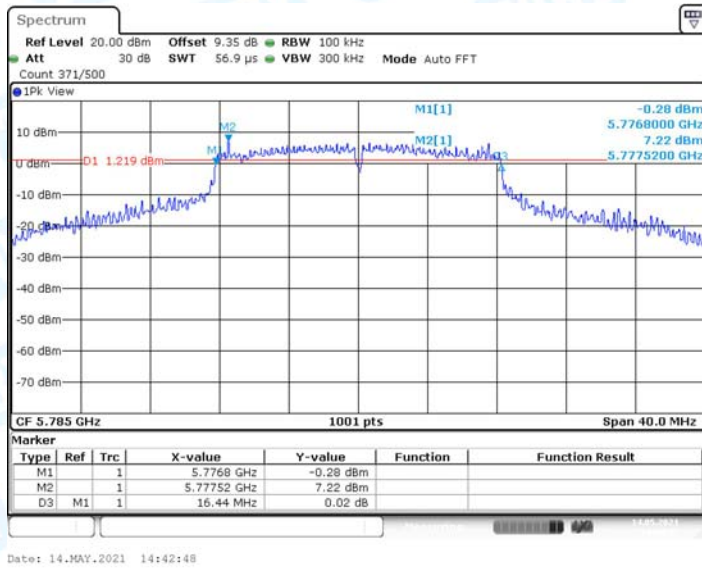
11A-MIMO_Ant4_5745



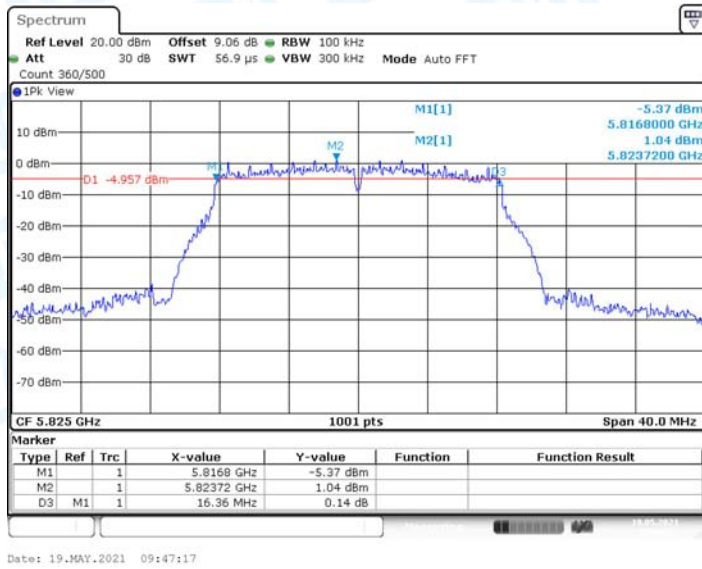
11A-MIMO_Ant3_5785



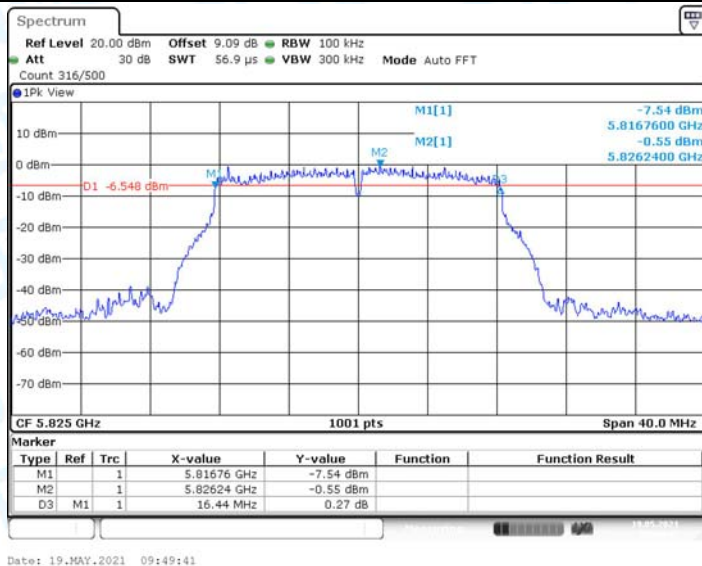
11A-MIMO_Ant4_5785



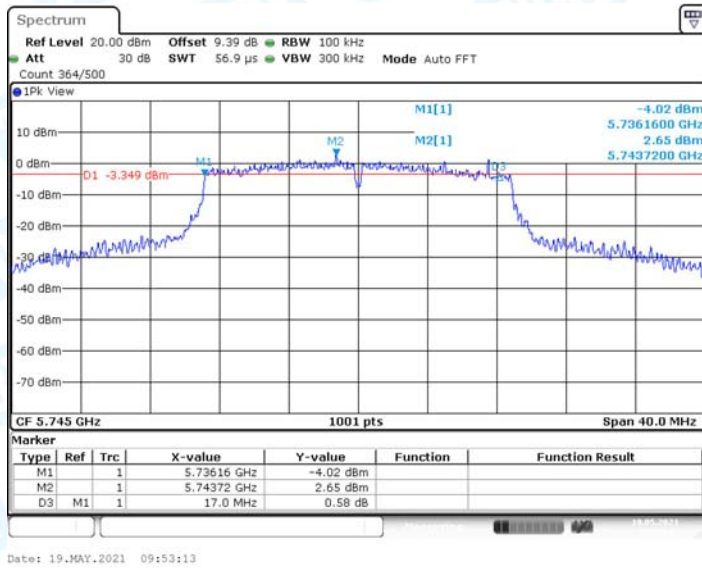
11A-MIMO_Ant3_5825



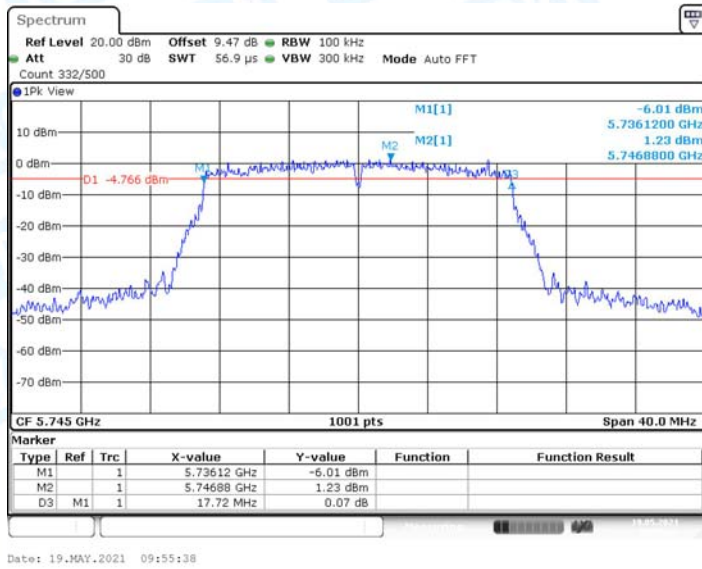
11A-MIMO_Ant4_5825



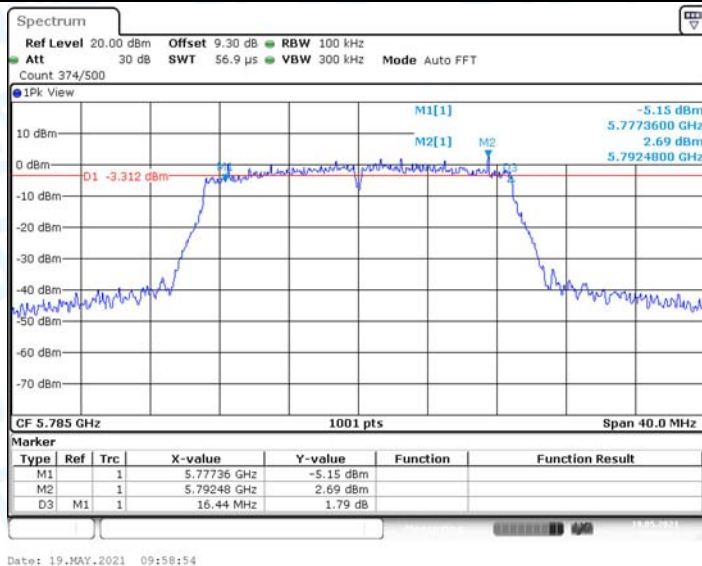
11N20MIMO_Ant3_5745



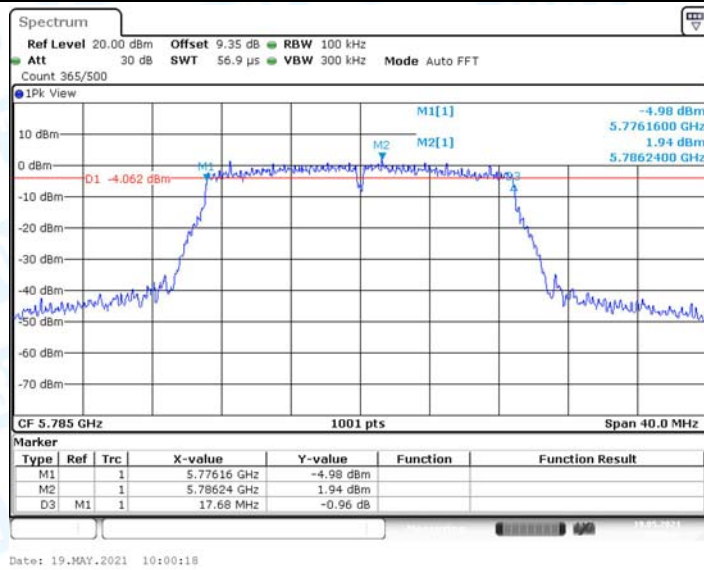
11N20MIMO_Ant4_5745



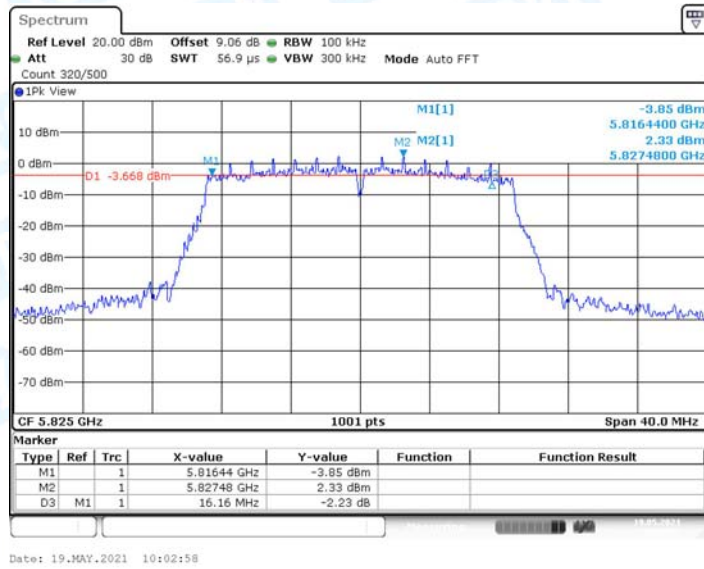
11N20MIMO_Ant3_5785



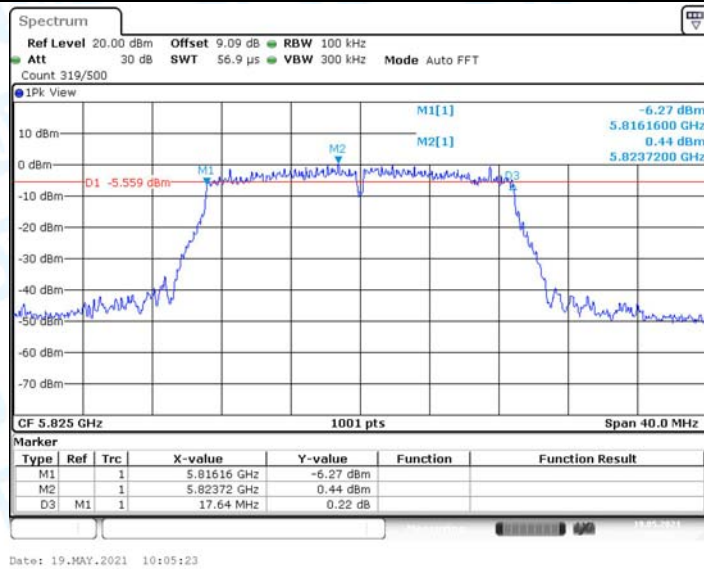
11N20MIMO_Ant4_5785



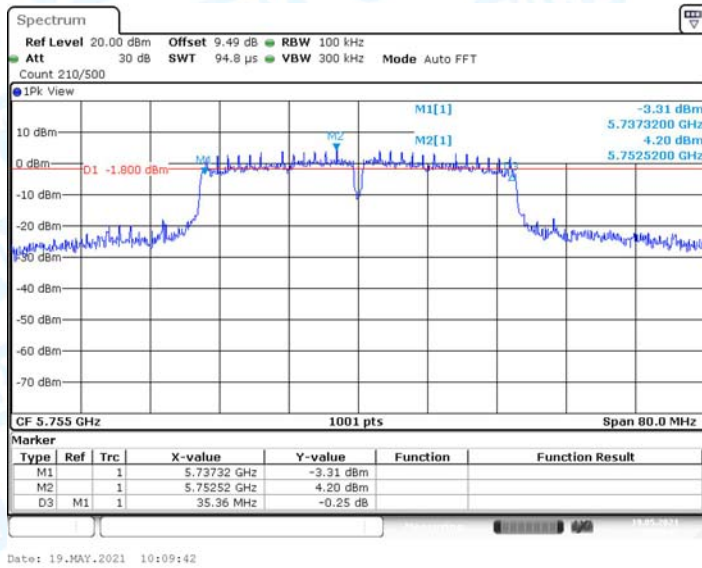
11N20MIMO_Ant3_5825



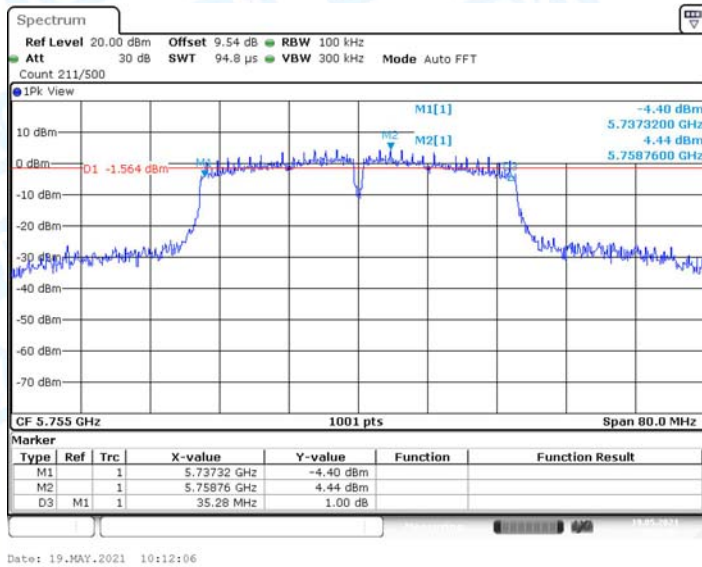
11N20MIMO_Ant4_5825



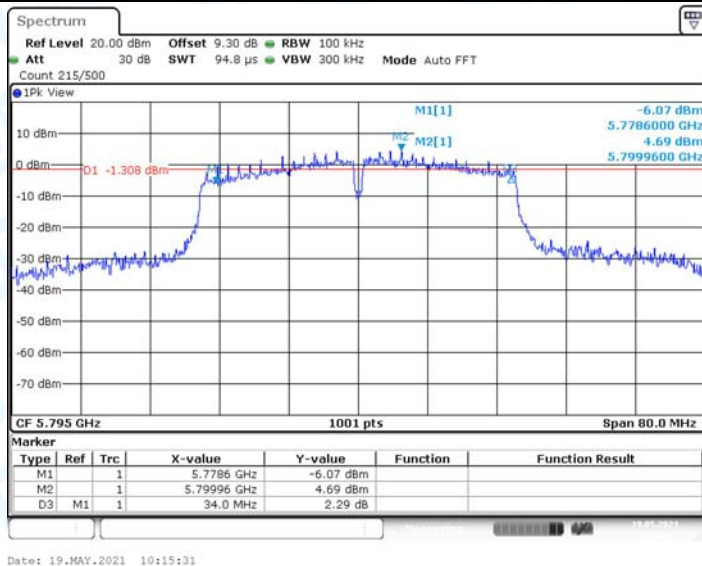
11N40MIMO_Ant3_5755



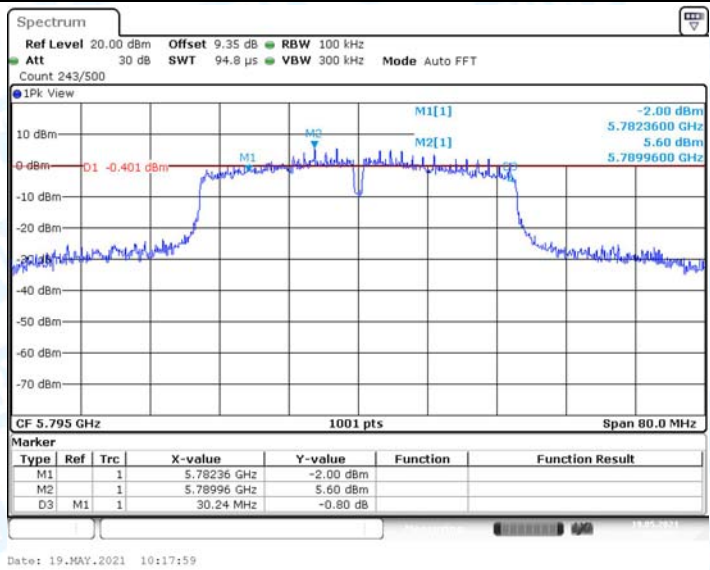
11N40MIMO_Ant4_5755



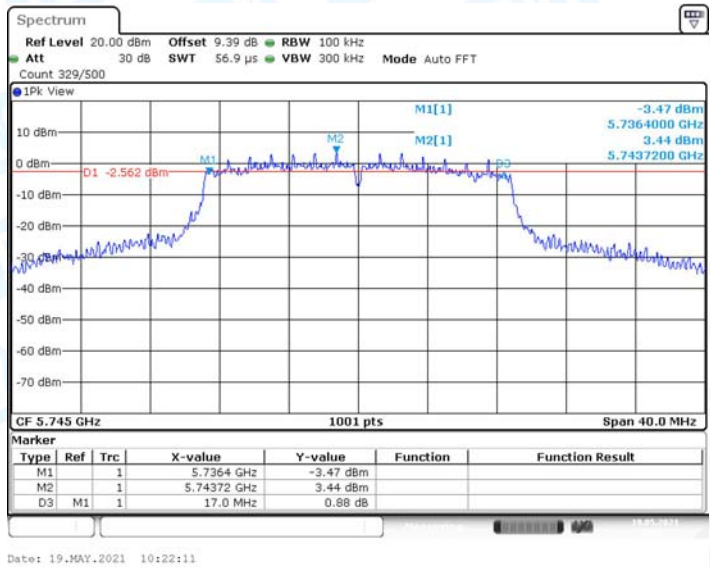
11N40MIMO_Ant3_5795



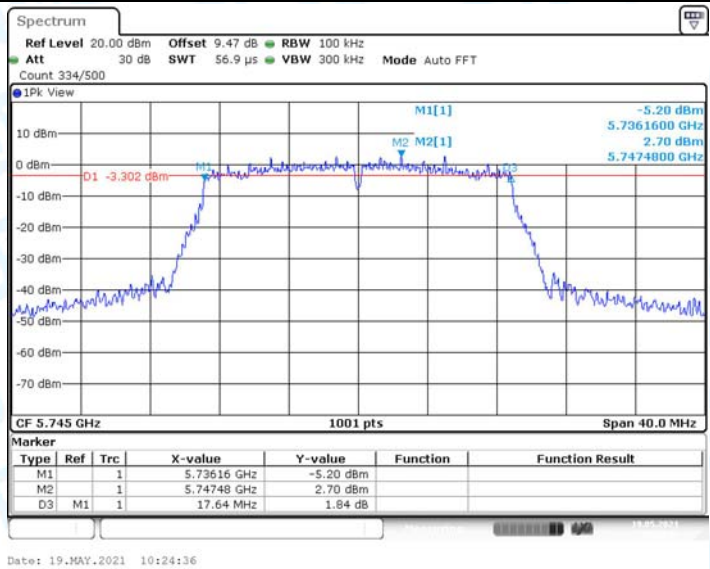
11N40MIMO_Ant4_5795



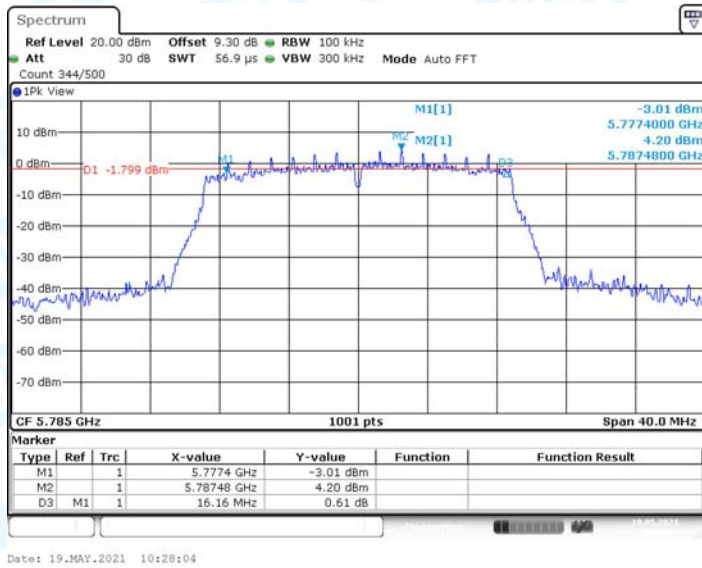
11AC20MIMO_Ant3_5745



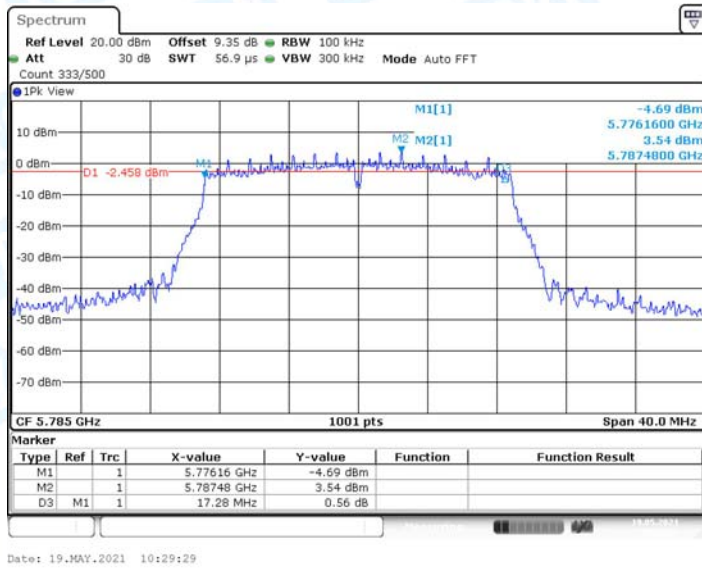
11AC20MIMO_Ant4_5745



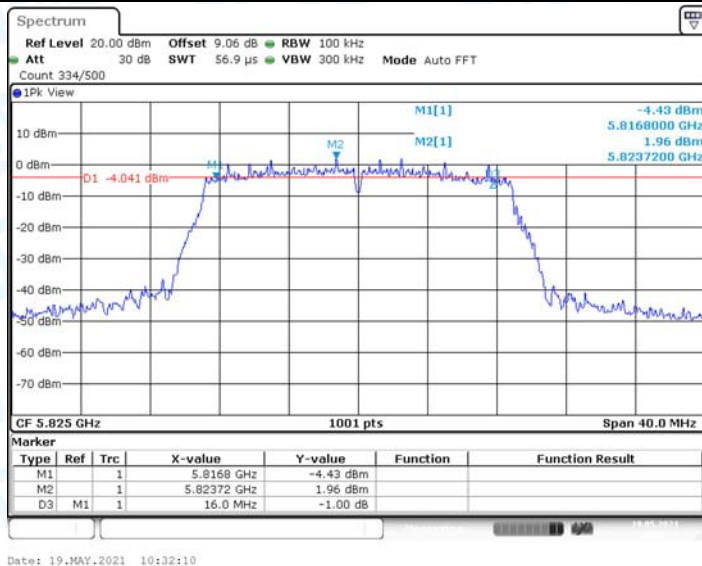
11AC20MIMO_Ant3_5785



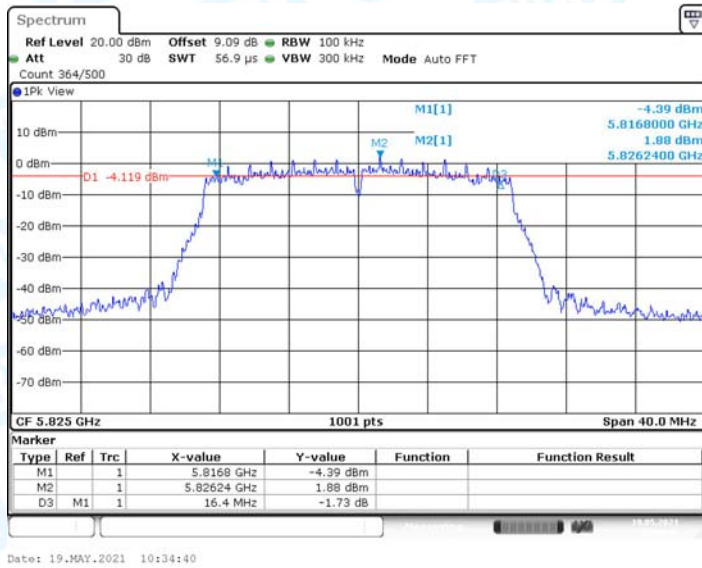
11AC20MIMO_Ant4_5785



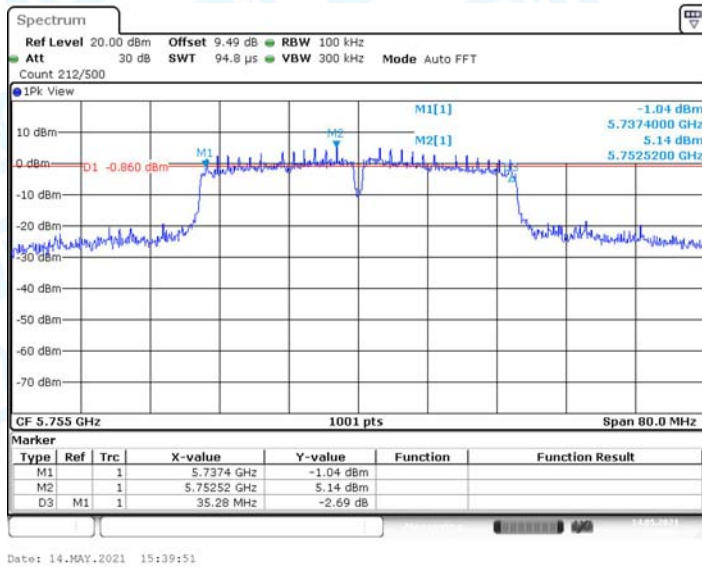
11AC20MIMO_Ant3_5825



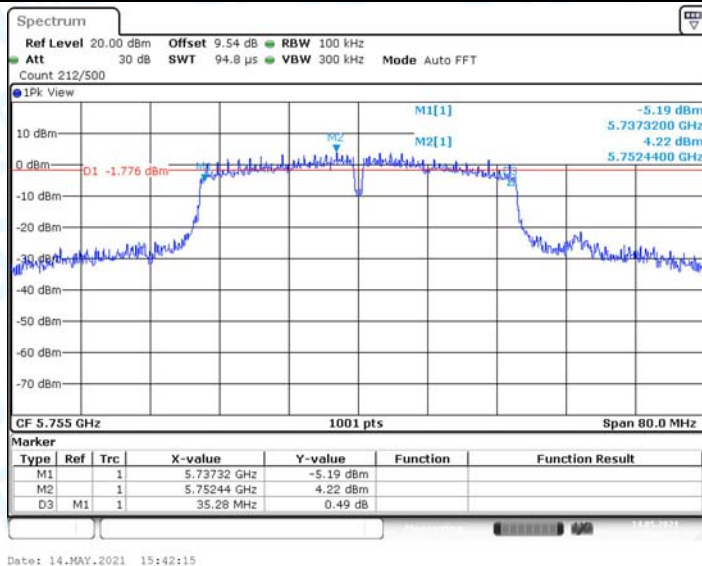
11AC20MIMO_Ant4_5825



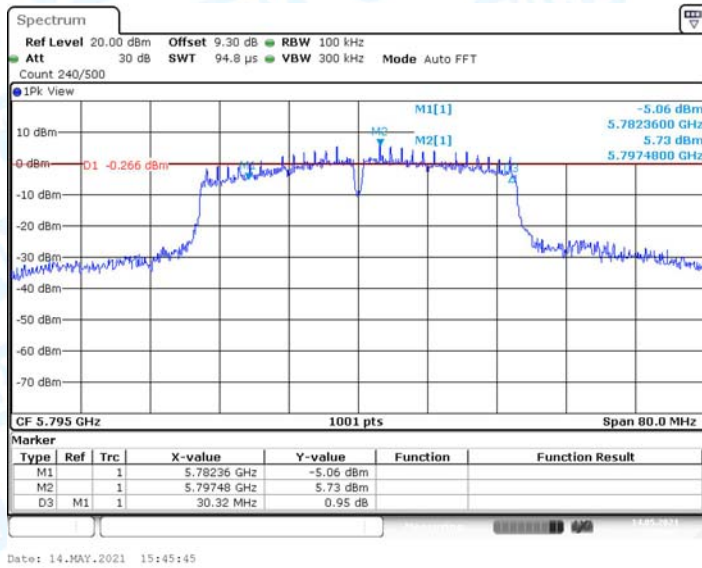
11AC40MIMO_Ant3_5755



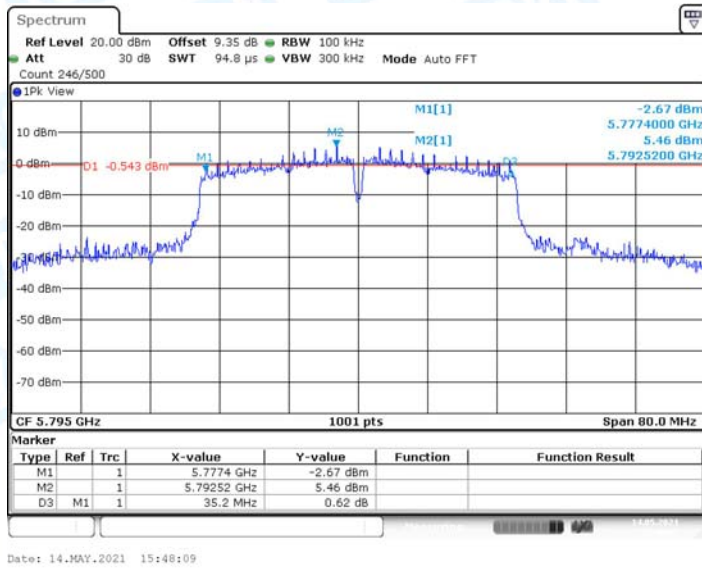
11AC40MIMO_Ant4_5755



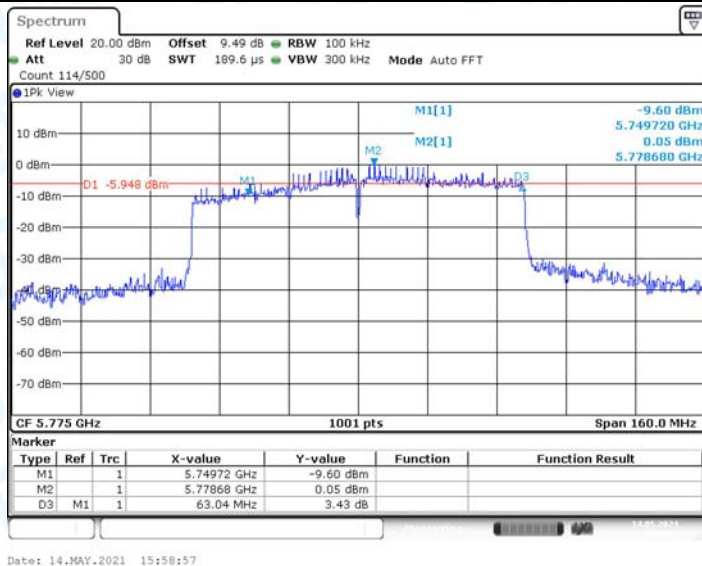
11AC40MIMO_Ant3_5795



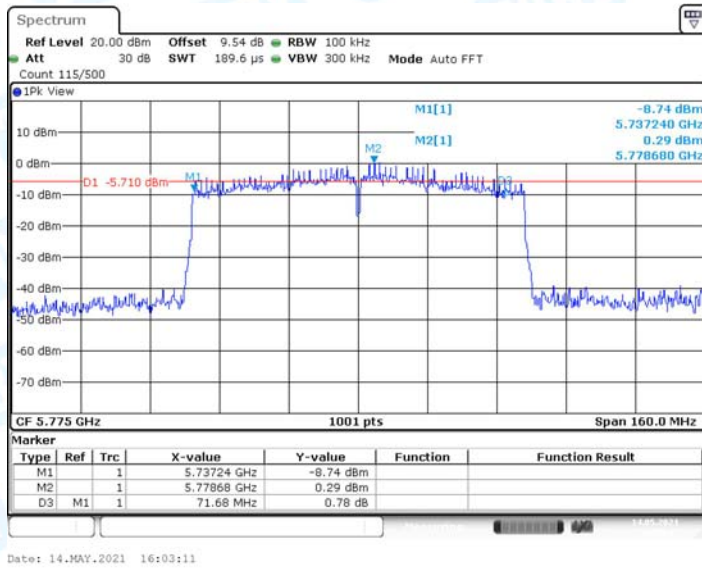
11AC40MIMO_Ant4_5795



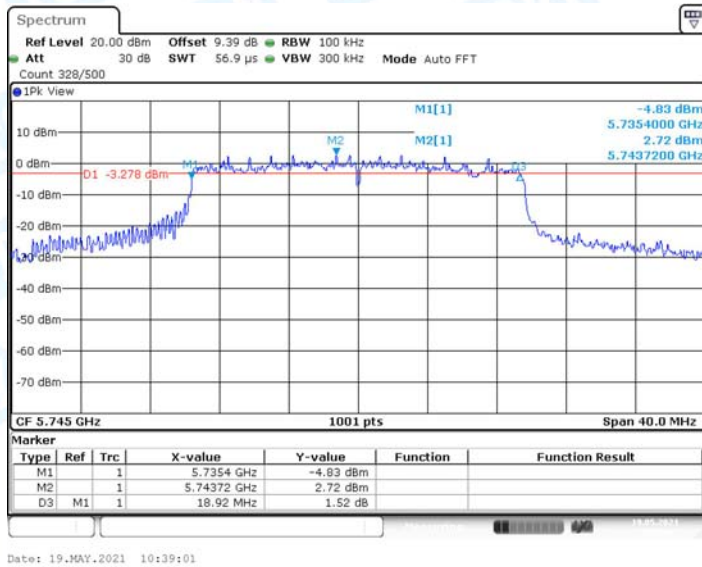
11AC80MIMO_Ant3_5775



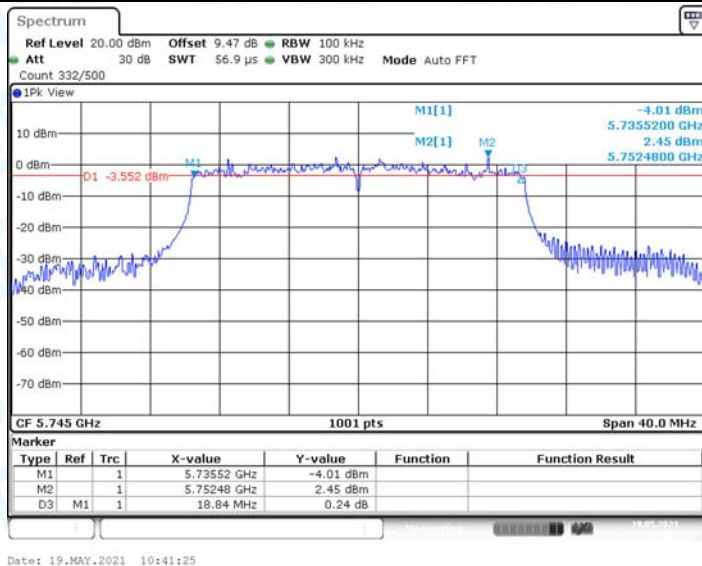
11AC80MIMO_Ant4_5775



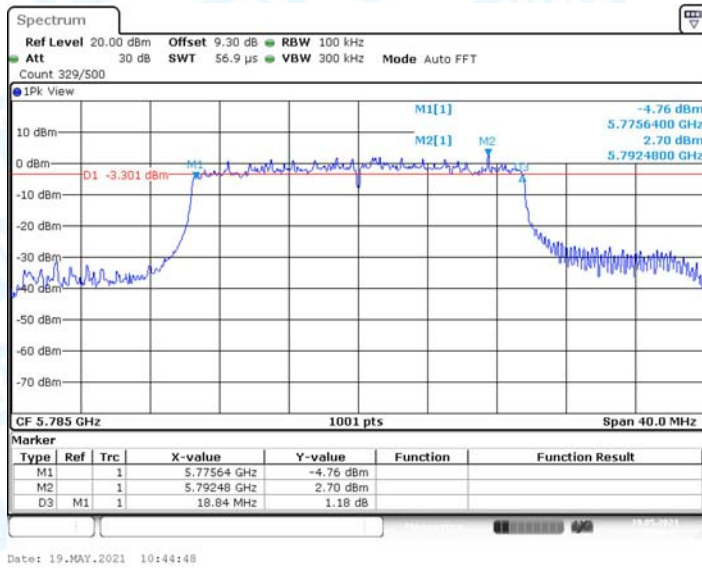
11AX20MIMO_Ant3_5745



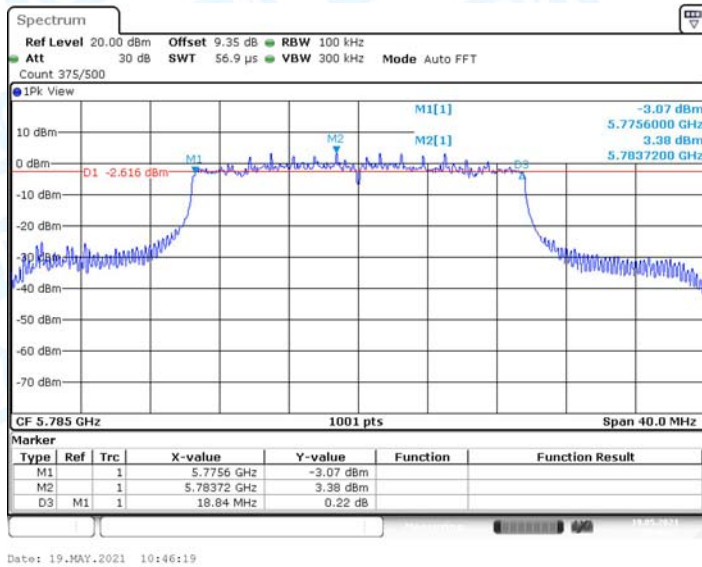
11AX20MIMO_Ant4_5745



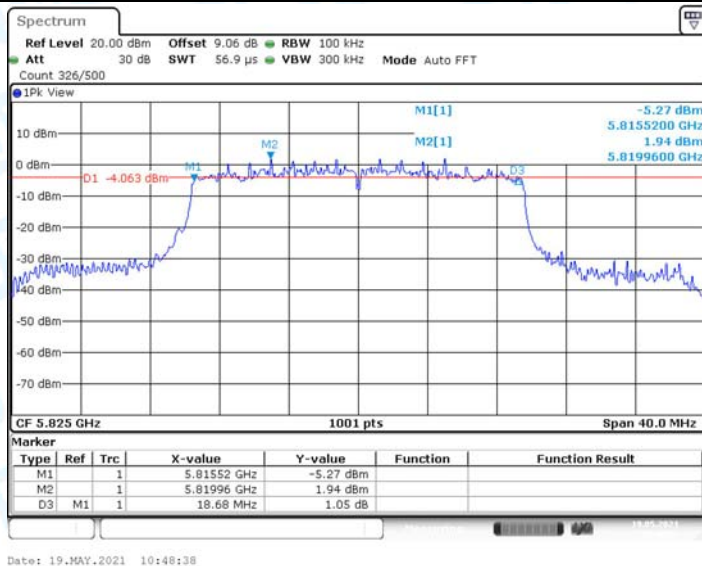
11AX20MIMO_Ant3_5785



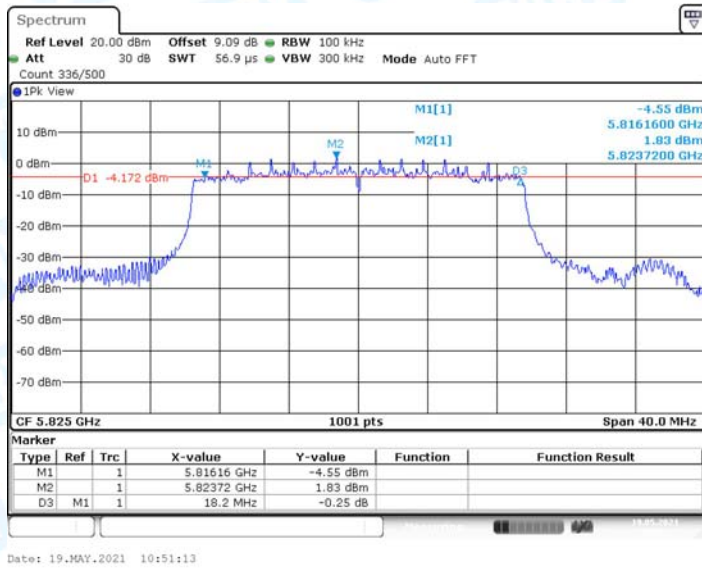
11AX20MIMO_Ant4_5785



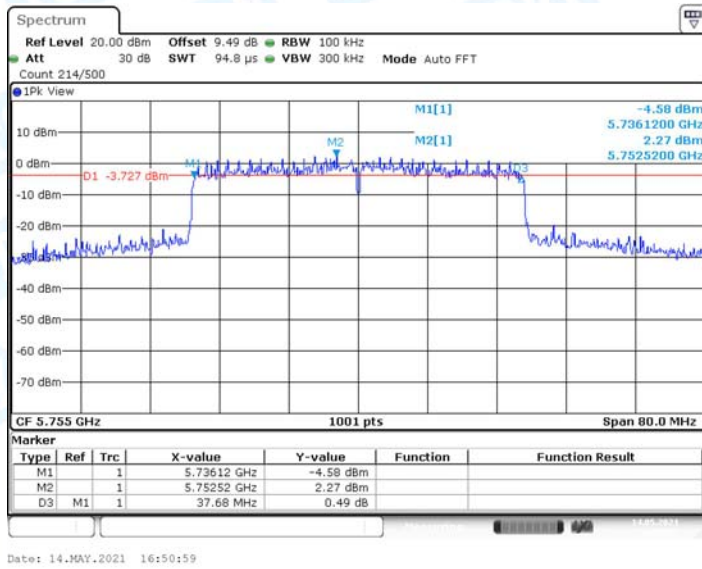
11AX20MIMO_Ant3_5825



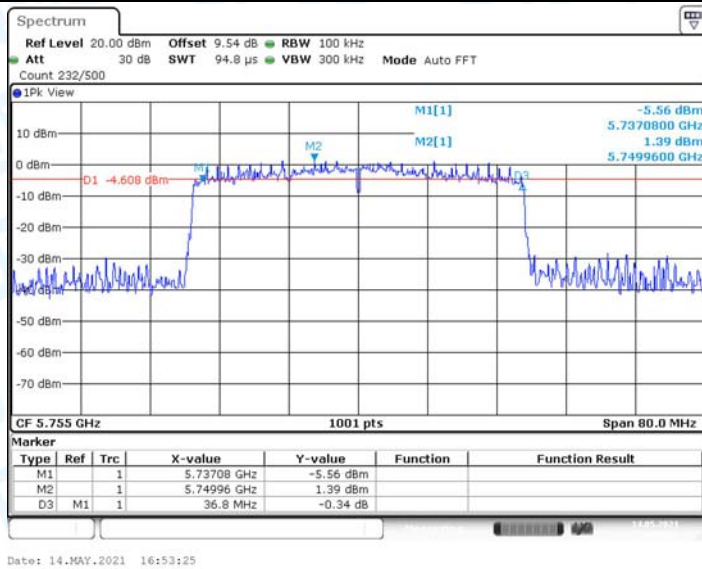
11AX20MIMO_Ant4_5825



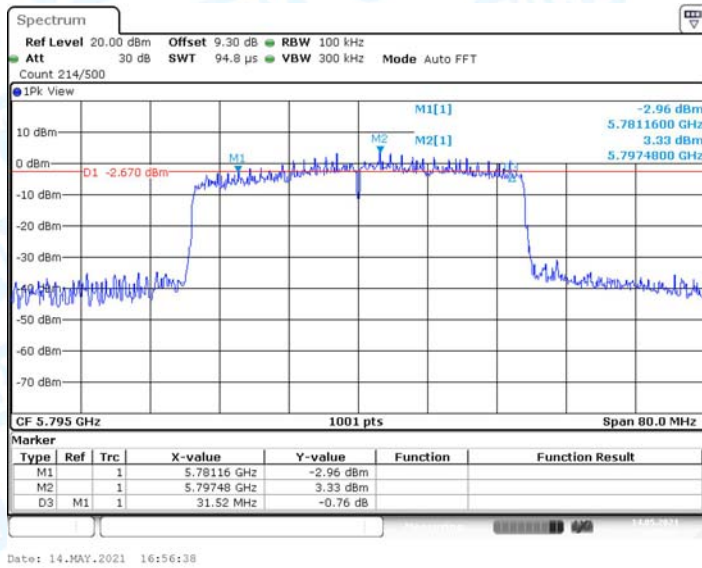
11AX40MIMO_Ant3_5755



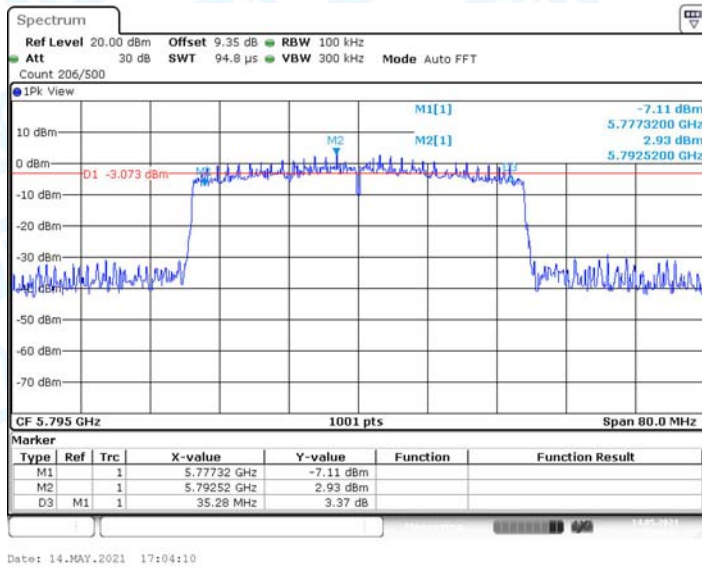
11AX40MIMO_Ant4_5755



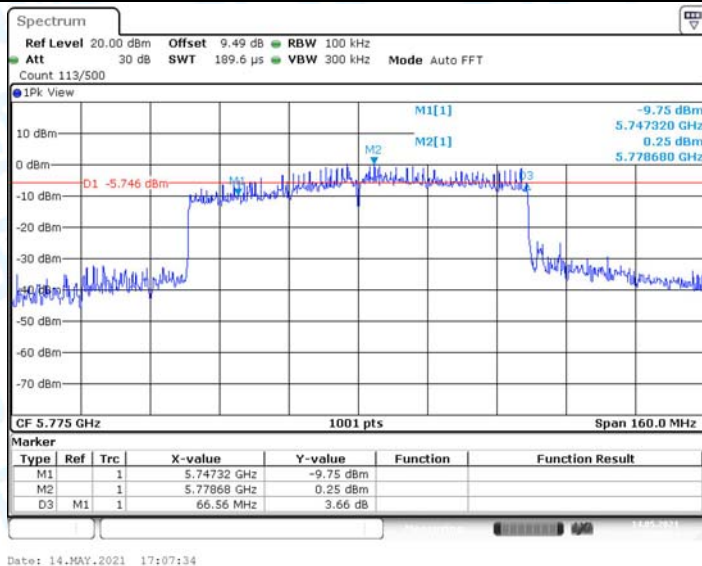
11AX40MIMO_Ant3_5795



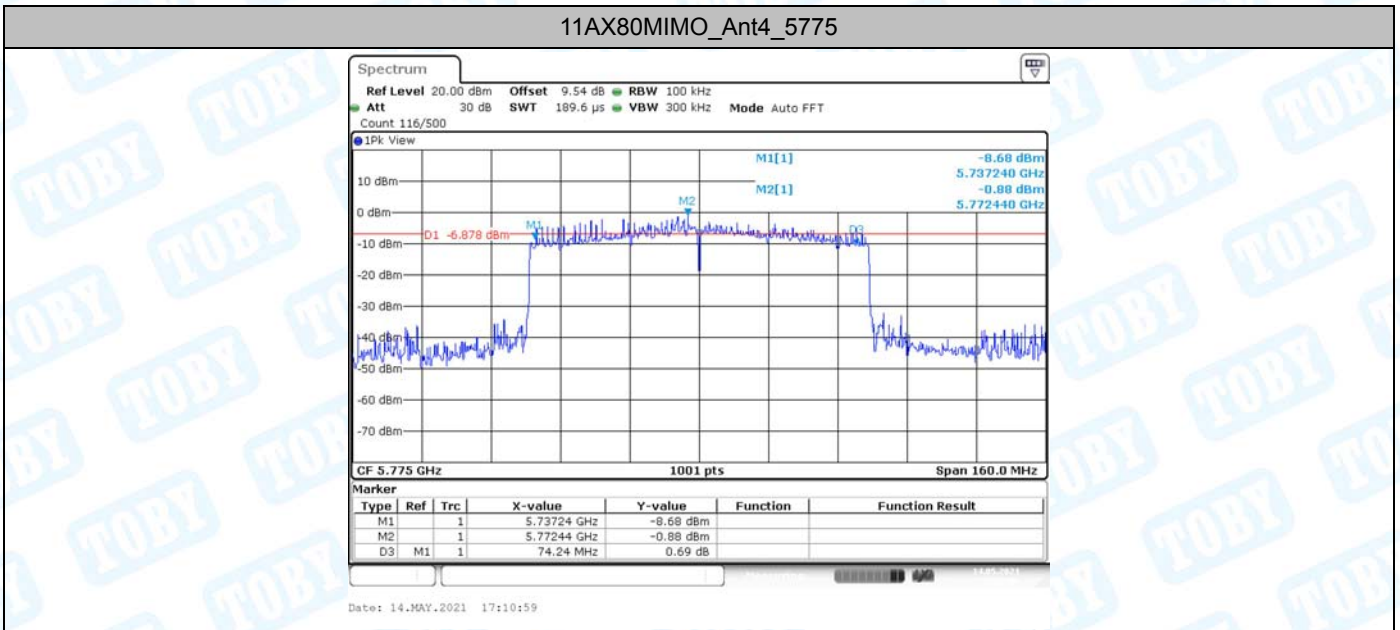
11AX40MIMO_Ant4_5795



11AX80MIMO_Ant3_5775



11AX80MIMO_Ant4_5775



Attachment E--AVG Output Power Test Data

Temperature:		25 °C			Relative Humidity:		55%	
Test Voltage:		AC 120V/60Hz						
U-NII-1								
Test Mode	Frequency (MHz)	Conducted Power (dBm)		Duty Factor (dB)	Total Power(dBm)		Total Power (dBm)	Conducted Power Limit (dBm)
		Ant. 3	Ant. 4		Ant. 3	Ant. 4		
802.11a	5180	13.86	12.42	0.21	14.07	12.63	16.42	27.99
	5200	13.82	12.25	0.21	14.03	12.46	16.33	
	5240	13.06	12.29	0.21	13.27	12.50	15.91	
802.11n (HT20)	5180	12.60	11.36	0.20	12.80	11.56	15.23	
	5200	12.94	11.14	0.20	13.14	11.34	15.34	
	5240	11.58	11.11	0.20	11.78	11.31	14.56	
802.11ac (VHT20)	5180	13.75	12.32	0.37	14.12	12.69	16.47	
	5200	14.33	12.19	0.37	14.70	12.56	16.77	
	5240	12.85	12.15	0.37	13.22	12.52	15.89	
802.11ax (HE20)	5180	13.95	12.55	0.46	14.41	13.01	16.78	
	5200	14.70	12.40	0.46	15.16	12.86	17.17	
	5240	13.18	12.34	0.46	13.64	12.80	16.25	
802.11n (HT40)	5190	12.60	11.10	0.39	12.99	11.49	15.31	
	5230	11.50	11.00	0.39	11.89	11.39	14.66	
802.11ac(VHT40)	5190	12.47	11.14	0.69	13.16	11.83	15.56	
	5230	11.38	10.96	0.69	12.07	11.65	14.88	
802.11ax(HE40)	5190	12.65	11.25	0.79	13.44	12.04	15.81	
	5230	11.70	11.10	0.79	12.49	11.89	15.21	
802.11ac(VHT80)	5210	12.00	10.60	4.85	16.85	15.45	19.22	
802.11ax(HE80)	5210	12.64	10.75	5.02	17.66	15.77	19.83	
Result: PASS								
<p>Remark: The EUT incorporates a MIMO function. Physically, the EUT provides two antennas for transmitting and receiving.</p> <p>When ANT. 3 and ANT. 4 transmitting simultaneously, so the</p> <p>Directional Gain= Gain_{ANT}+10log(N)dBi=8.01dBi > 6dBi.</p> <p>So P_{out} = P_{limit}-(G_{TX}-6)]=(30-2.01)dBm=27.99dBm</p>								

Temperature:		25 °C			Relative Humidity:		55%	
Test Voltage:		AC 120V/60Hz						
U-NII-3								
Test Mode	Frequency (MHz)	Conducted Power (dBm)		Duty Factor (dB)	Total Power(dBm)		Total Power (dBm)	Conducted Power Limit (dBm)
		Ant. 3	Ant. 4		Ant. 3	Ant. 4		
802.11a	5745	14.13	14.50	0.21	14.34	14.71	17.54	27.99
	5785	14.58	14.48	0.21	14.79	14.69	17.75	
	5825	13.25	12.65	0.21	13.46	12.86	16.18	
802.11n (HT20)	5745	14.67	14.55	0.20	14.87	14.75	17.82	
	5785	14.51	14.43	0.20	14.71	14.63	17.68	
	5825	13.23	12.66	0.20	13.43	12.86	16.16	
802.11ac (VHT20)	5745	14.74	14.64	0.37	15.11	15.01	18.07	
	5785	14.56	14.50	0.37	14.93	14.87	17.91	
	5825	13.37	12.73	0.37	13.74	13.10	16.44	
802.11ax (HE20)	5745	15.07	14.92	0.46	15.53	15.38	18.47	
	5785	14.96	14.85	0.46	15.42	15.31	18.38	
802.11n (HT40)	5825	13.69	13.10	0.46	14.15	13.56	16.88	
	5755	18.46	18.41	0.39	18.85	18.80	21.84	
802.11 ac(VHT40)	5795	18.35	18.22	0.39	18.74	18.61	21.69	
	5755	18.39	18.23	0.69	19.08	18.92	22.01	
802.11 ax(HE40)	5795	18.15	17.88	0.69	18.84	18.57	21.72	
	5755	16.84	16.53	0.79	17.63	17.32	20.49	
802.11 ac(VHT80)	5795	16.39	16.22	0.79	17.18	17.01	20.11	
	5775	16.15	15.98	4.85	21.00	20.83	23.93	
802.11 ax(HE80)	5775	16.43	16.38	5.02	21.45	21.40	24.44	
Result: PASS								
<p>Remark: The EUT incorporates a MIMO function. Physically, the EUT provides two antennas for transmitting and receiving.</p> <p>When ANT. 3 and ANT. 4 transmitting simultaneously, so the Directional Gain= Gain_{ANT}+10log(N)dBi=8.01dBi>6dBi.</p> <p>So P_{out} = P_{limit}-(G_{TX}-6)]=(30-2.01)dBm=27.99dBm</p>								

Duty Cycle

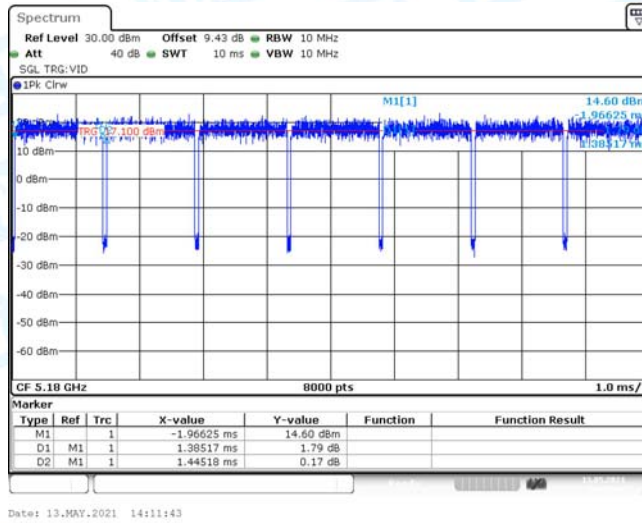
Test Mode	Antenna	Channel	Transmission Duration [ms]	Transmission Period [ms]	Duty Cycle [%]	Duty Factor [dB]
11A-MIMO	Ant3	5180	1.39	1.45	95.86	0.18
	Ant4	5180	1.39	1.45	95.86	0.18
	Ant3	5200	1.39	1.45	95.86	0.18
	Ant4	5200	1.39	1.45	95.86	0.18
	Ant3	5240	1.39	1.45	95.86	0.18
	Ant4	5240	1.38	1.45	95.17	0.21
	Ant3	5745	1.39	1.45	95.86	0.18
	Ant4	5745	1.39	1.45	95.86	0.18
	Ant3	5785	1.39	1.45	95.86	0.18
	Ant4	5785	1.39	1.45	95.86	0.18
	Ant3	5825	1.39	1.45	95.86	0.18
	Ant4	5825	1.39	1.45	95.86	0.18
11N20MIMO	Ant3	5180	1.30	1.36	95.59	0.20
	Ant4	5180	1.30	1.36	95.59	0.20
	Ant3	5200	1.30	1.36	95.59	0.20
	Ant4	5200	1.30	1.36	95.59	0.20
	Ant3	5240	1.30	1.36	95.59	0.20
	Ant4	5240	1.30	1.36	95.59	0.20
	Ant3	5745	1.30	1.36	95.59	0.20
	Ant4	5745	1.30	1.36	95.59	0.20
	Ant3	5785	1.30	1.36	95.59	0.20
	Ant4	5785	1.30	1.36	95.59	0.20
	Ant3	5825	1.30	1.36	95.59	0.20
	Ant4	5825	1.30	1.36	95.59	0.20
11N40MIMO	Ant3	5190	0.64	0.70	91.43	0.39
	Ant4	5190	0.64	0.70	91.43	0.39
	Ant3	5230	0.64	0.70	91.43	0.39
	Ant4	5230	0.64	0.70	91.43	0.39
	Ant3	5755	0.64	0.70	91.43	0.39
	Ant4	5755	0.64	0.70	91.43	0.39
	Ant3	5795	0.64	0.70	91.43	0.39
	Ant4	5795	0.64	0.70	91.43	0.39
11AC20MIMO	Ant3	5180	0.68	0.74	91.89	0.37
	Ant4	5180	0.68	0.74	91.89	0.37
	Ant3	5200	0.68	0.74	91.89	0.37
	Ant4	5200	0.68	0.74	91.89	0.37
	Ant3	5240	0.68	0.74	91.89	0.37
	Ant4	5240	0.68	0.74	91.89	0.37
	Ant3	5745	0.68	0.74	91.89	0.37
	Ant4	5745	0.68	0.74	91.89	0.37
	Ant3	5785	0.68	0.74	91.89	0.37

	Ant4	5785	0.68	0.74	91.89	0.37
	Ant3	5825	0.68	0.74	91.89	0.37
	Ant4	5825	0.68	0.74	91.89	0.37
11AC40MIMO	Ant3	5190	0.35	0.41	85.37	0.69
	Ant4	5190	0.35	0.41	85.37	0.69
	Ant3	5230	0.35	0.41	85.37	0.69
	Ant4	5230	0.35	0.41	85.37	0.69
	Ant3	5755	0.35	0.41	85.37	0.69
	Ant4	5755	0.35	0.41	85.37	0.69
	Ant3	5795	0.35	0.41	85.37	0.69
	Ant4	5795	0.35	0.41	85.37	0.69
11AC80MIMO	Ant3	5210	0.19	0.53	35.85	4.46
	Ant4	5210	0.18	0.55	32.73	4.85
	Ant3	5775	0.19	0.55	34.55	4.62
	Ant4	5775	0.19	0.55	34.55	4.62
11AX20MIMO	Ant3	5180	0.54	0.60	90.00	0.46
	Ant4	5180	0.54	0.60	90.00	0.46
	Ant3	5200	0.54	0.60	90.00	0.46
	Ant4	5200	0.54	0.60	90.00	0.46
	Ant3	5240	0.54	0.60	90.00	0.46
	Ant4	5240	0.54	0.60	90.00	0.46
	Ant3	5745	0.54	0.60	90.00	0.46
	Ant4	5745	0.54	0.60	90.00	0.46
	Ant3	5785	0.54	0.60	90.00	0.46
	Ant4	5785	0.54	0.60	90.00	0.46
	Ant3	5825	0.54	0.60	90.00	0.46
	Ant4	5825	0.54	0.60	90.00	0.46
11AX40MIMO	Ant3	5190	0.30	0.36	83.33	0.79
	Ant4	5190	0.30	0.36	83.33	0.79
	Ant3	5230	0.30	0.36	83.33	0.79
	Ant4	5230	0.30	0.36	83.33	0.79
	Ant3	5755	0.30	0.36	83.33	0.79
	Ant4	5755	0.30	0.36	83.33	0.79
	Ant3	5795	0.30	0.36	83.33	0.79
	Ant4	5795	0.30	0.36	83.33	0.79
11AX80MIMO	Ant3	5210	0.17	0.54	31.48	5.02
	Ant4	5210	0.17	0.53	32.08	4.94
	Ant3	5775	0.17	0.52	32.69	4.86
	Ant4	5775	0.17	0.54	31.48	5.02

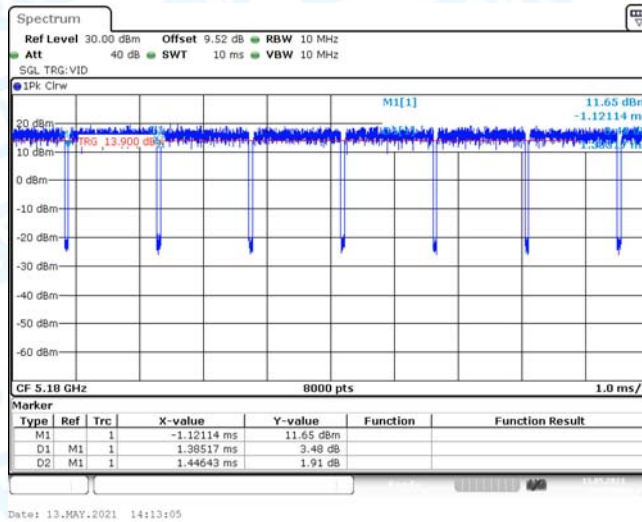
Note: When duty cycle < 98%, The Duty Factor = $10 \cdot \log(1/\text{duty cycle})$.

Test Graphs

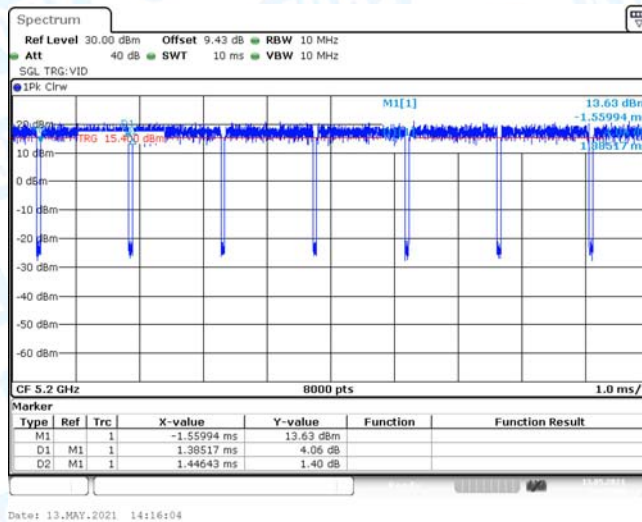
11A-MIMO_Ant3_5180



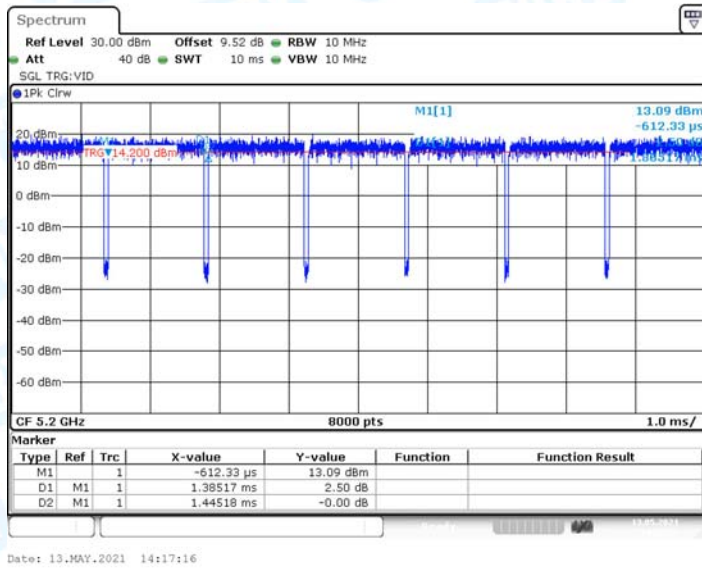
11A-MIMO_Ant4_5180



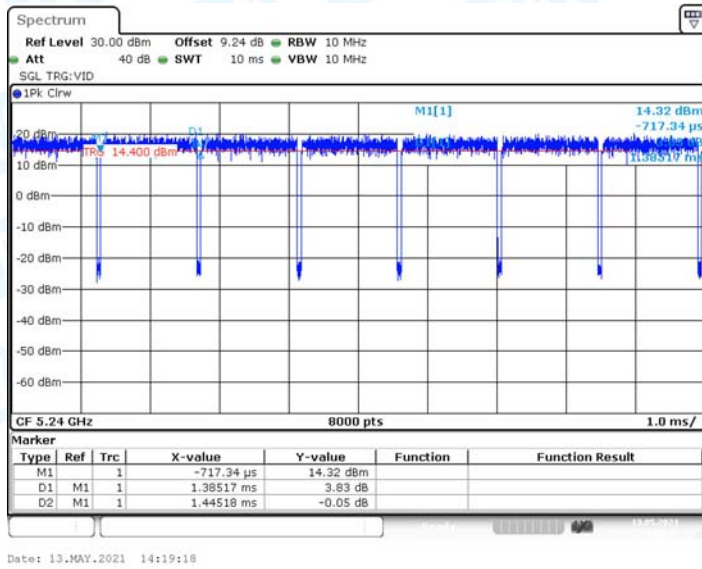
11A-MIMO_Ant3_5200



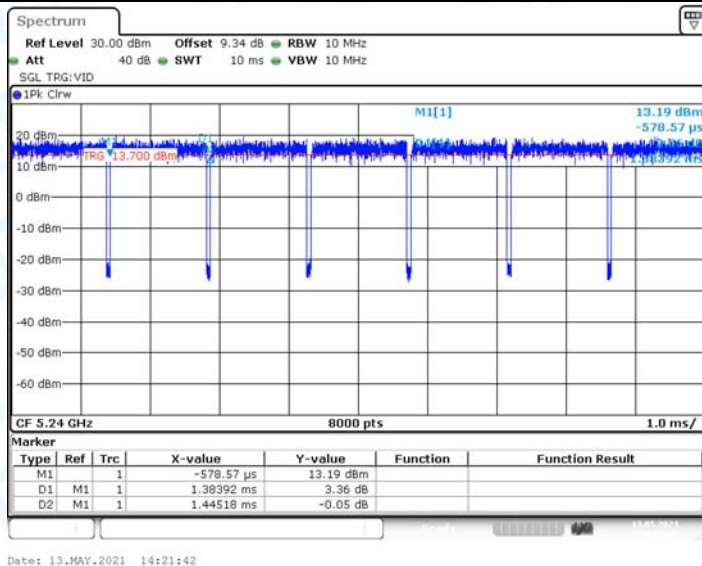
11A-MIMO_Ant4_5200



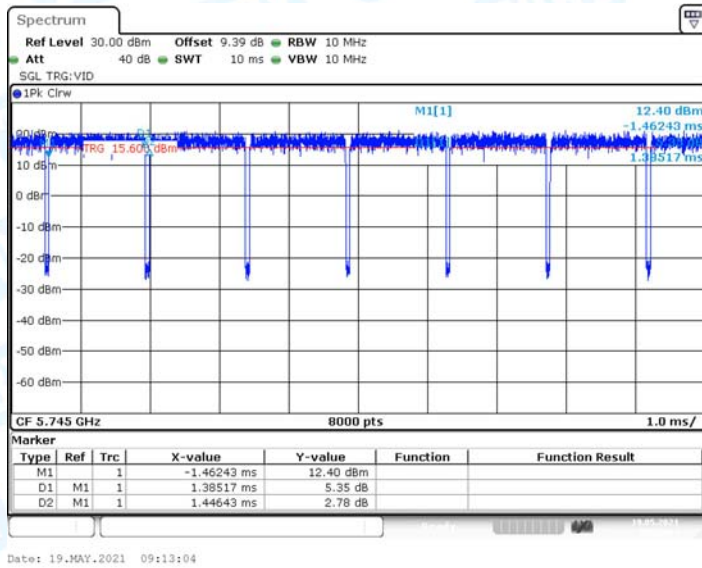
11A-MIMO_Ant3_5240



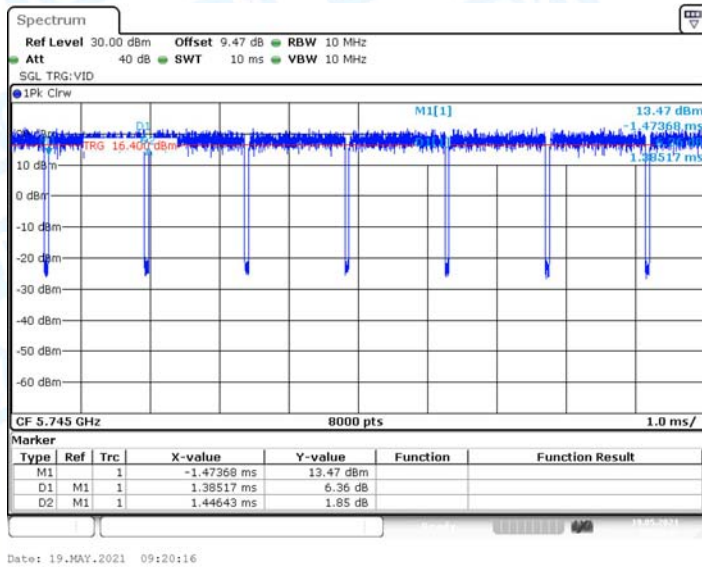
11A-MIMO_Ant4_5240



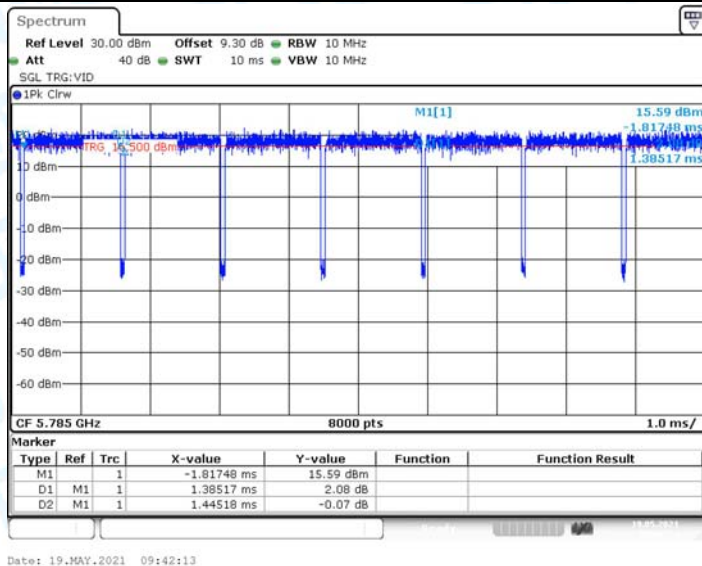
11A-MIMO_Ant3_5745



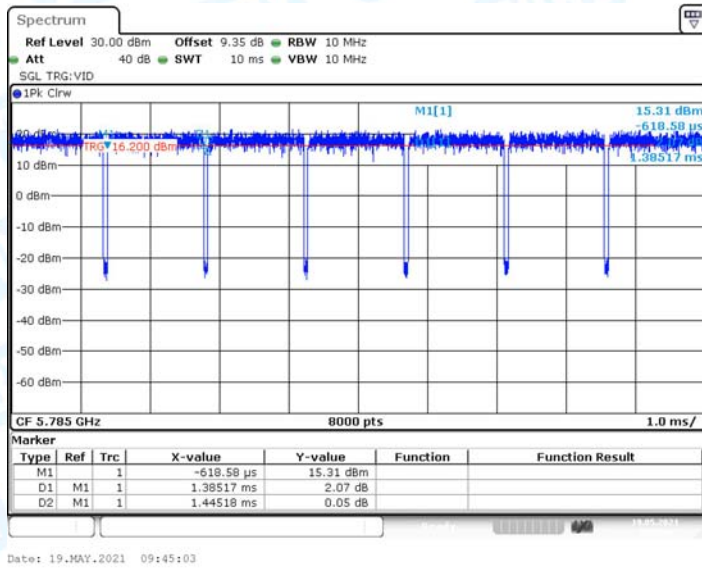
11A-MIMO_Ant4_5745



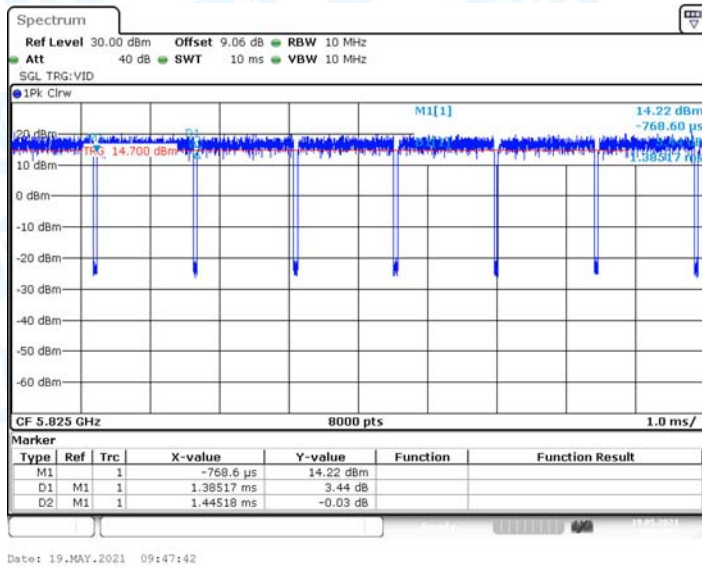
11A-MIMO_Ant3_5785



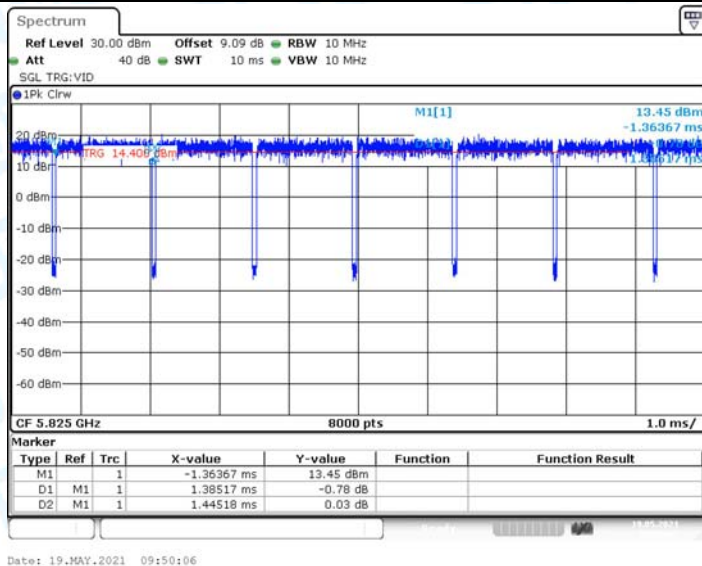
11A-MIMO_Ant4_5785



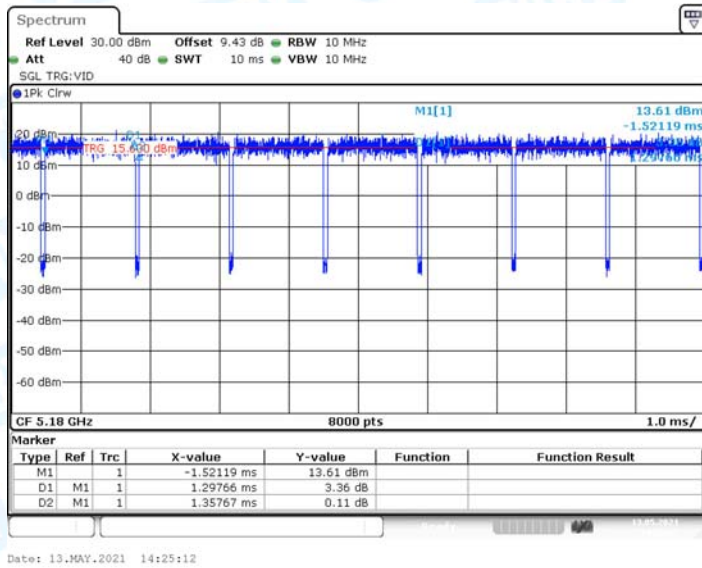
11A-MIMO_Ant3_5825



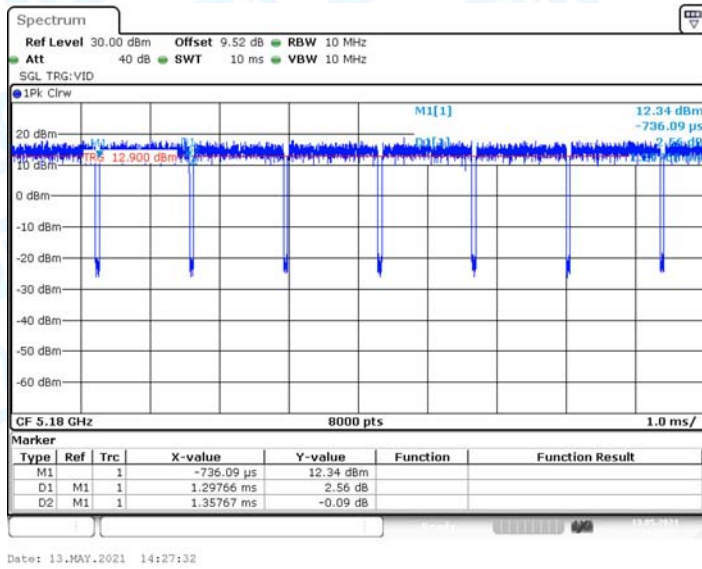
11A-MIMO_Ant4_5825



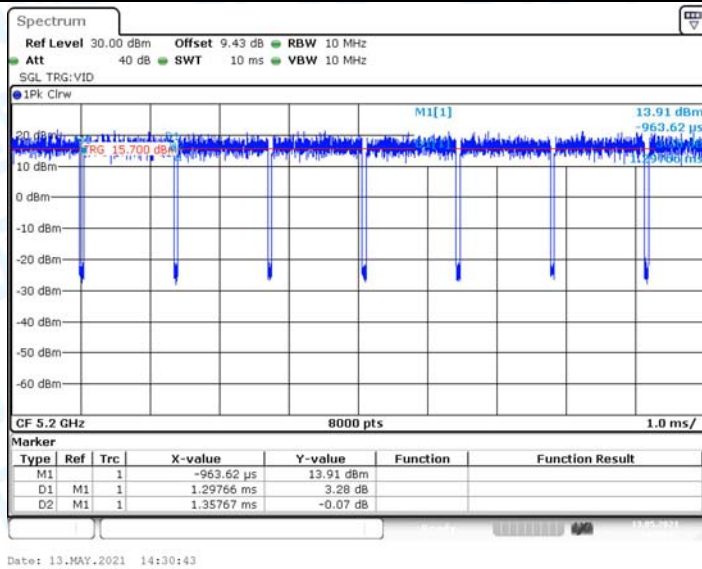
11N20MIMO_Ant3_5180



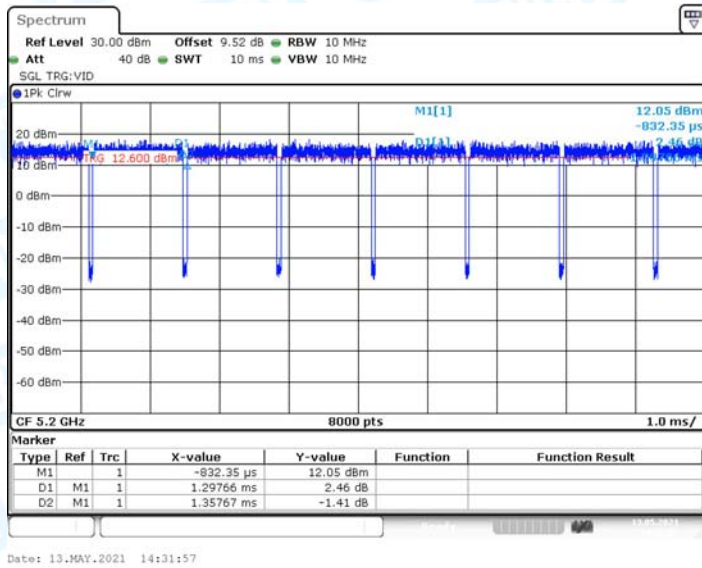
11N20MIMO_Ant4_5180



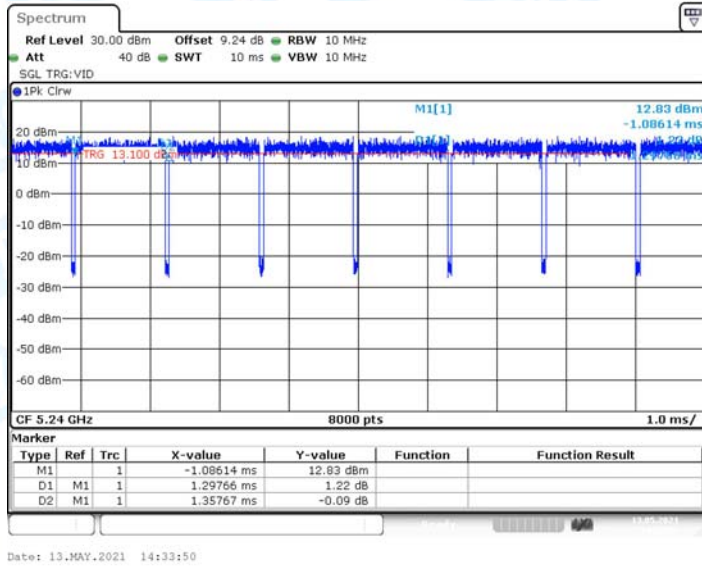
11N20MIMO_Ant3_5200



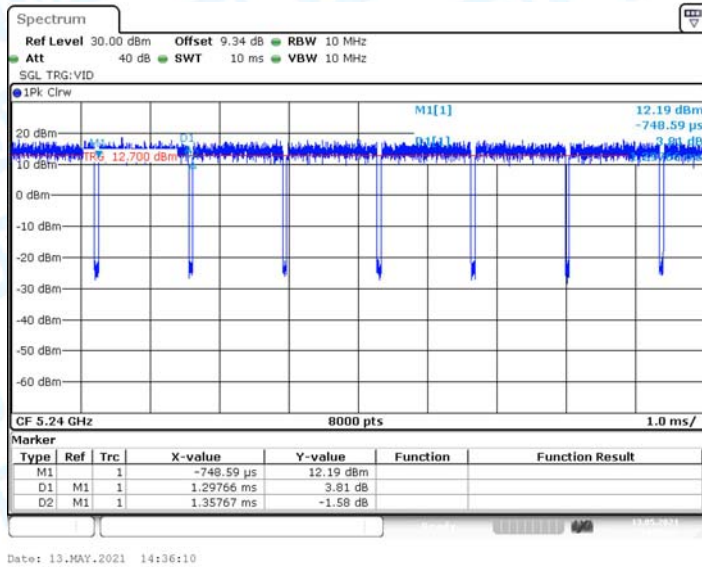
11N20MIMO_Ant4_5200



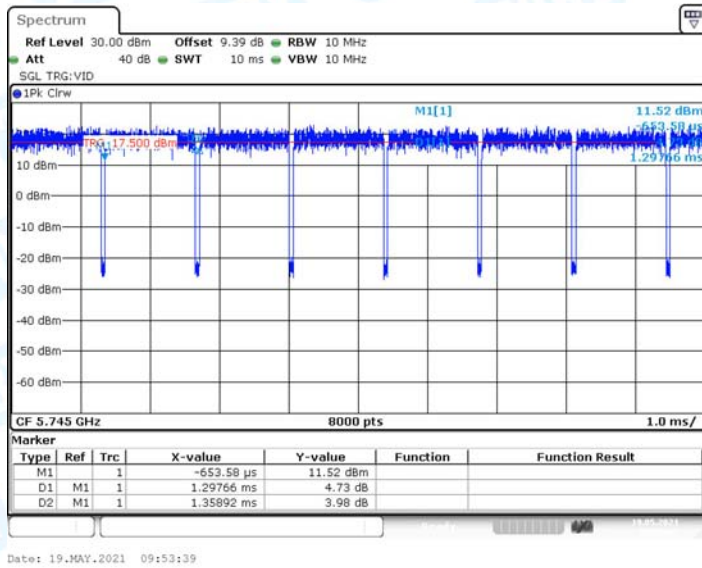
11N20MIMO_Ant3_5240



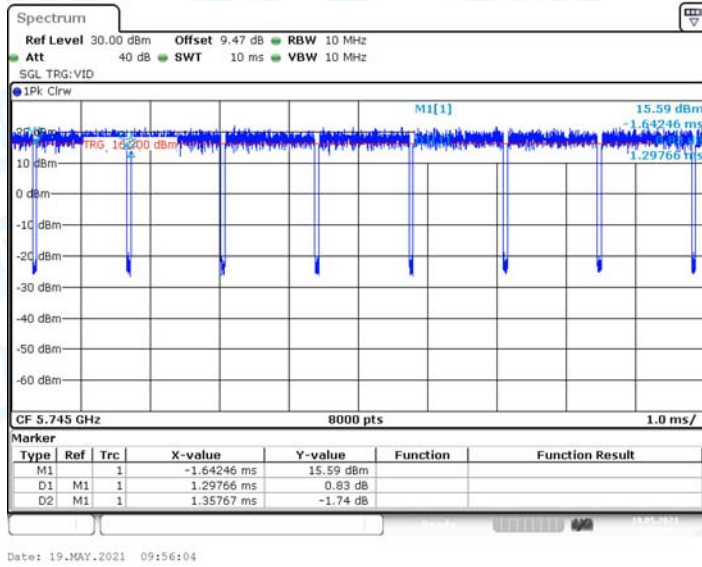
11N20MIMO_Ant4_5240



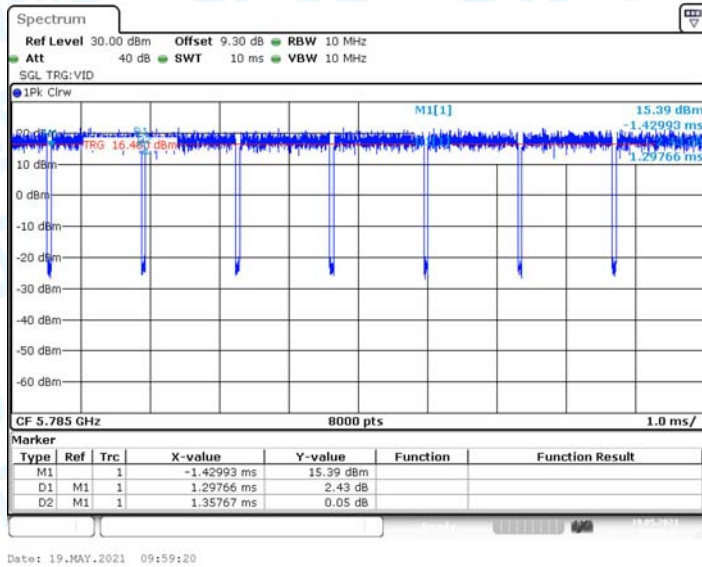
11N20MIMO_Ant3_5745



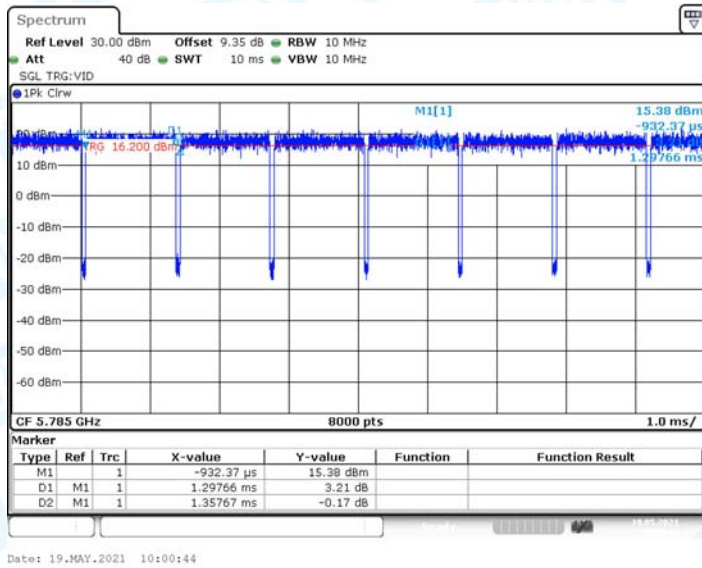
11N20MIMO_Ant4_5745



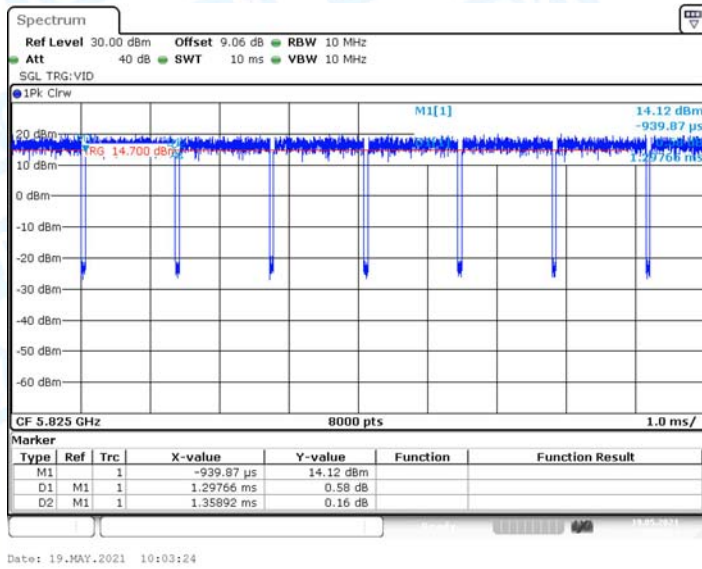
11N20MIMO_Ant3_5785



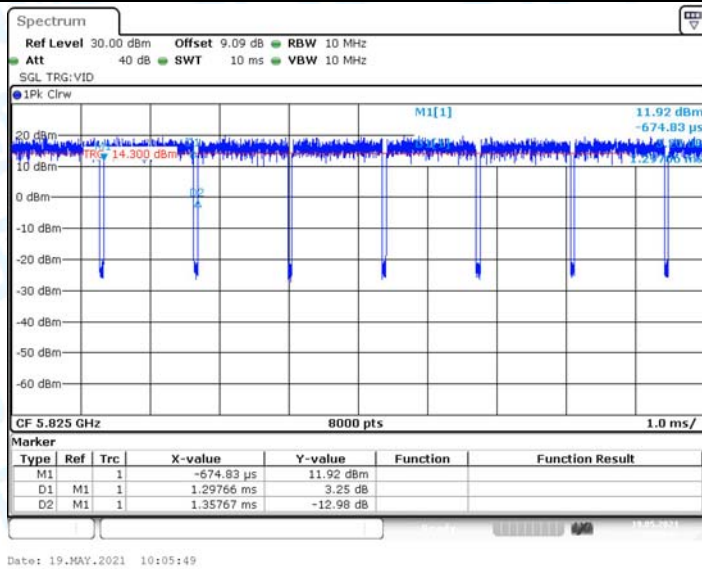
11N20MIMO_Ant4_5785



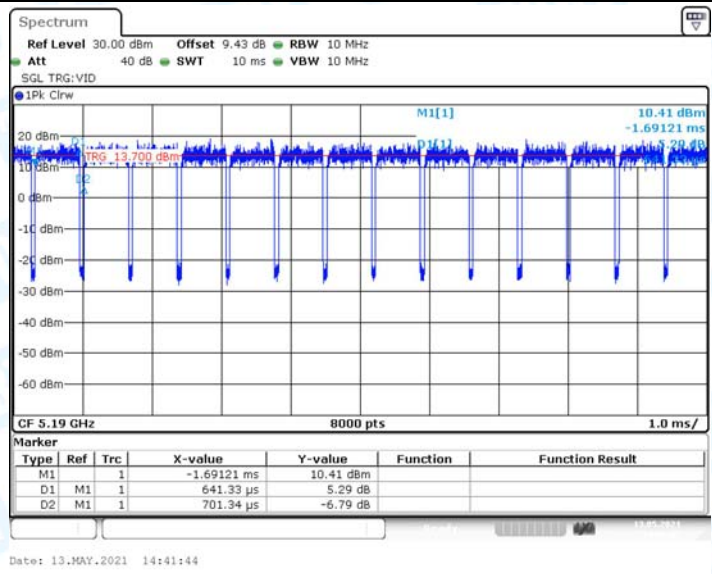
11N20MIMO_Ant3_5825



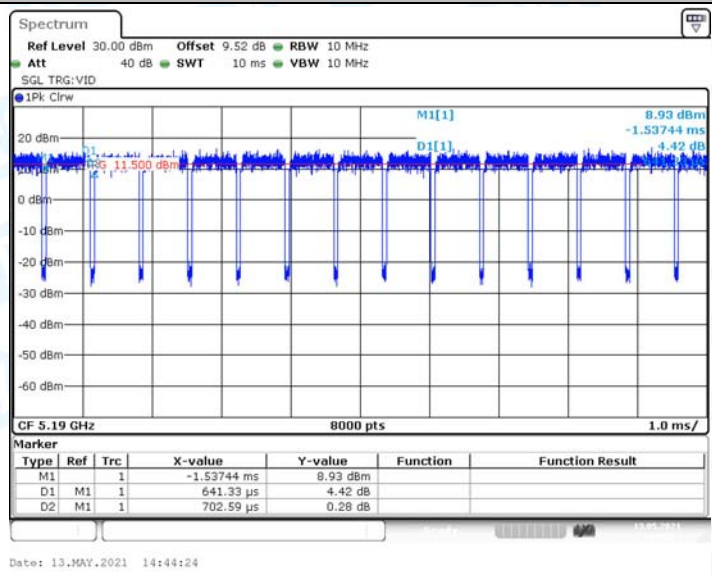
11N20MIMO_Ant4_5825



11N40MIMO_Ant3_5190



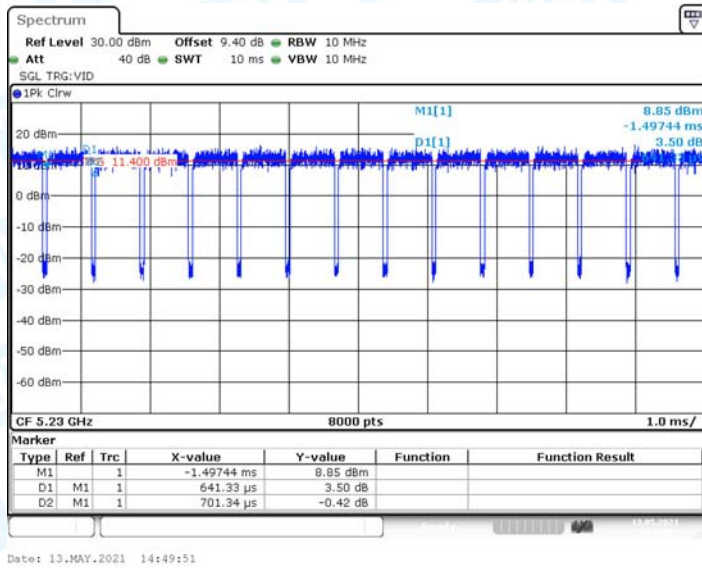
11N40MIMO_Ant4_5190



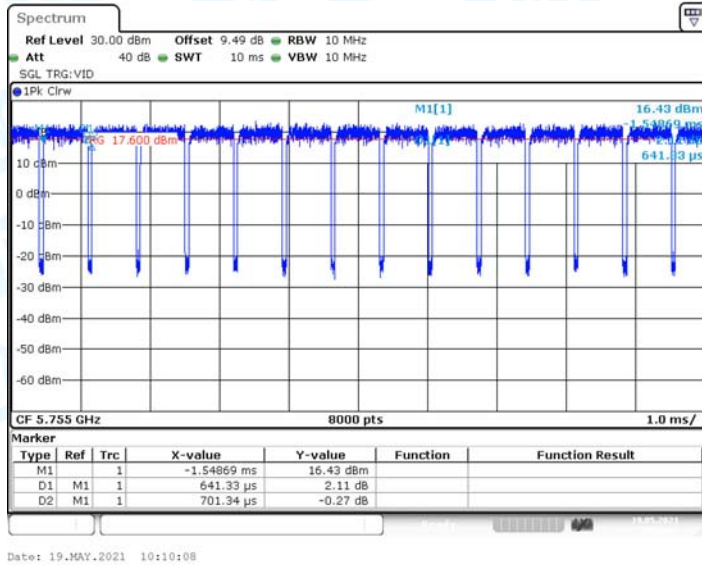
11N40MIMO_Ant3_5230



11N40MIMO_Ant4_5230



11N40MIMO_Ant3_5755



11N40MIMO_Ant4_5755

