



**DFS TEST SETUP**


Test model No.:HP23ATQC




**Radiated spurious emission Test Setup-1(Below 30MHz)**



**Radiated spurious emission Test Setup-2(Below 1GHz)**



**Radiated spurious emission Test Setup-3(Above 1GHz)**



**Radiated spurious emission Test Setup-4(Above 1GHz)  
There are absorbing materials under the ground.**



**Radiated spurious emission Test Setup-5(Above 18GHz)**



**Conducted Emissions Test Setup**

## PHOTOGRAPHS OF EUT Constructional Details

Refer to Report No.EED32N80153701 for EUT external and internal photos.

The test report is effective only with both signature and specialized stamp, The result(s) shown in this report refer only to the sample(s) tested. Without written approval of CTI, this report can't be reproduced except in full.

\*\*\* End of Report \*\*\*