

Appendix C: Photographs




Figure C1: Front view of EUT




Figure C2: Top view of EUT with Power cable, and Circuit board with cables




Figure C3: Low range Radiated Emission Test Setup




Figure C4: High range Radiated Emission Test Setup