

Appendix D: Photographs

Equipment view



- H-Field and E-Field measurement setup views for Setup 1

Top -10 cm




Left -10 cm



Left -15 cm



Right -10 cm




Upper -10 cm



Bottom -10 cm



Bottom -15 cm




- H-Field and E-Field measurement setup views for Setup 2

Top -10 cm



Left -10 cm



Left -15 cm




Right -10 cm




Right -15 cm




Upper -10 cm



Upper -15 cm



Upper -20 cm



Bottom -10 cm




- Nerve stimulation H-Field and E-Field measurement setup 1


Top -10 cm




Left -10 cm



Right -10 cm



Upper -10 cm



Bottom -10 cm



- Nerve stimulation H-Field and E-Field measurement setup 2

Top -10 cm




Left -10 cm



Right -10 cm



Upper -10 cm



Bottom -10 cm

