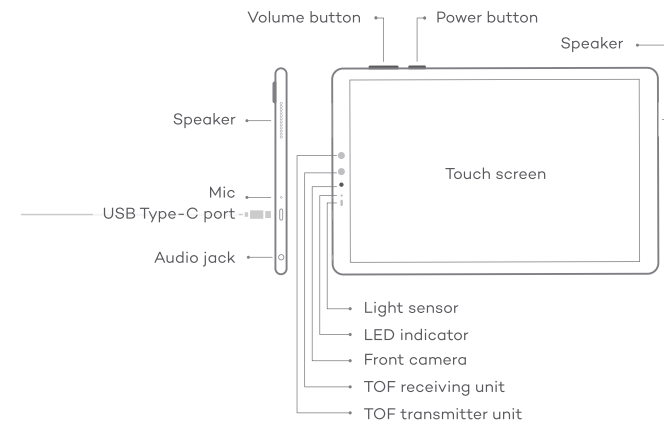
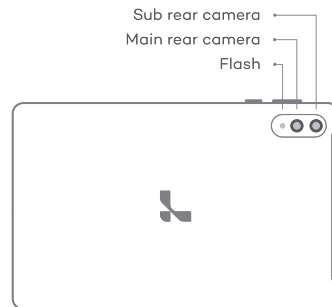


Overview - front & side



Overview - rear

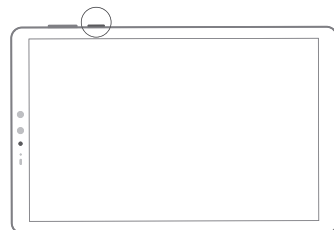
For model # LPD-10W only



Power button

Turn the power on/off

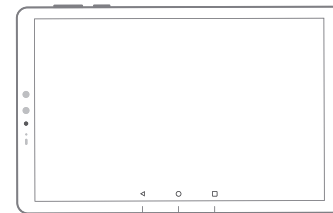
- On: press and hold the Power button for a few seconds.
- Off: press and hold the Power button for a few seconds. Then on the screen, tap Power off.



Turn the screen on/off

To turn the screen on and off while the tablet's turned on, press the Power button once.

3-button navigation

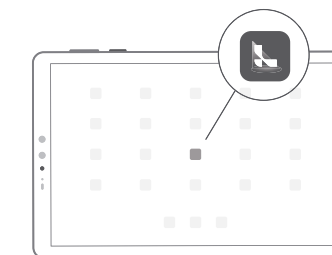


Back Home Switch app

LeiaSpotlight app

LeiaSpotlight app

LeiaSpotlight features the most stunning collection of curated Lightfield content. Tap to explore now.



Welcome to LUME PAD

To start, turn on LUME PAD by pressing and holding the Power button for a few seconds. Then follow the onscreen instructions to set up Lume Pad.

User Manual

Review the user manual before using LUME PAD. Go to <https://www.lume-pad.com/manual.pdf> To view the user manual on Lume Pad, go to Settings > About tablet > Learn more

Learn more

Learn more about Lume Pad at: <https://www.lume-pad.com>



欢迎使用 LUME PAD

首先，按住电源按钮几秒以打开 LUME PAD。然后按照屏幕上的说明设置 LUME PAD。

用户指南

使用LUME PAD前，请先阅读用户指南。请浏览：<https://www.lume-pad.com.cn/manual.pdf> 要在Lume Pad上查看用户手册，请打开 设置 > 关于平板电脑> 了解更多信息

了解更多

欲了解更多产品信息，请浏览：<https://www.lume-pad.com.cn>



FCC Statement

Changes or modification not expressly approved by the party responsible for compliance could void the user's authority to operate the equipment.

Note: This equipment has been tested and found to comply with the limits for a Class B digital device, pursuant to part 15 of the FCC Rules. These limits are designed to provide reasonable protection against harmful interference in a residential installation. This equipment generates, uses and can radiate radio frequency energy and, if not installed and used in accordance with the instructions, may cause harmful interference to radio communications. However, there is no guarantee that interference will not occur in a particular installation. If this equipment does cause harmful

interference to radio or television reception, which can be determined by turning the equipment off and on, the user is encouraged to try to correct the interference by one or more of the following measures:

—Reorient or relocate the receiving antenna.

—Increase the separation between the equipment and receiver.

—Connect the equipment into an outlet on a circuit different from that to which the receiver is connected.

—Consult the dealer or an experienced radio/TV technician for help.

This device complies with Part 15 of the FCC Rules. Operation is subject

to following two conditions (1) this device does not cause harmful interference. (2) this device must accept any interference received, including interference that may cause undesired operation.

SAR Information Statement

Your LUME PAD is a radio transmitter and receiver. It is designed and manufactured not to exceed the emission limits for exposure to radiofrequency (RF) energy set by the Federal Communications Commission of the U.S.

Government. These limits are part of comprehensive guidelines and establish permitted levels of RF energy for the general population. The guidelines are based on standards that were developed by independent scientific organizations through periodic and thorough evaluation of scientific studies. The standards include a substantial safety margin designed to assure the safety of all persons, regardless of age and health. The exposure standard for wireless mobile phones employs a unit of measurement known as the Specific Absorption Rate, or SAR.

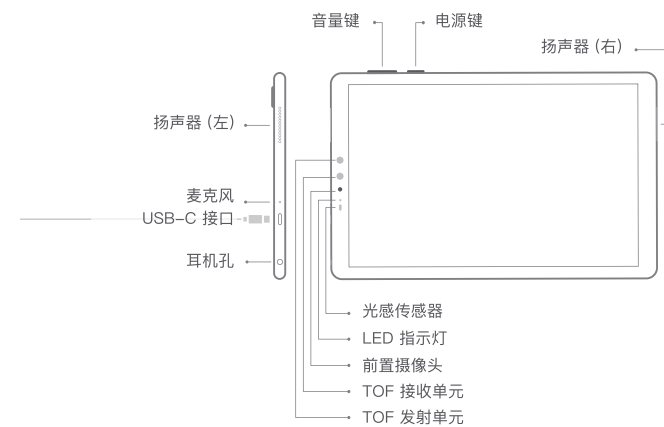
The SAR limit set by the FCC is 1.6 W/kg. * Tests for SAR are conducted with

the phone transmitting at its highest certified power level in all tested frequency bands. Although the SAR is determined at the highest certified power level, the actual SAR level of the phone while operating can be well below the maximum value. This is because the phone is designed to operate at multiple power levels so as to use only the power required to reach the network. In general, the closer you are to a wireless base station antenna, the lower the power output. Before a phone model is available for sale to the public, it must be tested and certified to the FCC that it does not exceed the limit established by the government adopted requirement for safe exposure. The tests are performed in positions and locations (e.g., at the ear and worn on the body) as required by the FCC for each model. The highest SAR value for this LUME PAD when tested for use worn on the body, as described in this user guide, is 0.82 W/Kg (Body-worn measurements differ among LUME PAD models, depending upon available accessories and FCC requirements). While there may be differences between the SAR levels of various LUME PAD and at various positions, they all meet the government requirement for safe exposure.

The FCC has granted an Equipment Authorization for this model phone with all reported SAR levels evaluated as in compliance with the FCC RF exposure guidelines. SAR information on this model phone is on file with the FCC and can be found under the Display Grant section of <http://www.fcc.gov/oet/fccid> after searching on

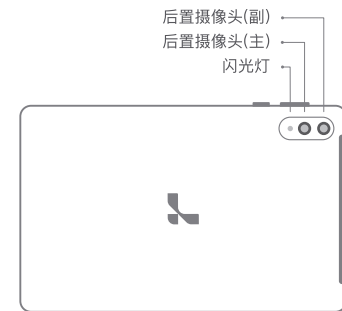
FCC ID: 2AWLP-LPD10-11 Additional information on Specific Absorption Rates (SAR) can be found on the Cellular Telecommunications Industry Association (CTIA) web-site at <http://www.wow-com.com>. * In the United States and Canada, the SAR limit for mobile phones used by the public is 1.6 watts/kg (W/kg) averaged over one gram of tissue. The standard incorporates a substantial margin of safety to give additional protection for the public and to account for any variations in measurements.

正面 & 左侧



背面

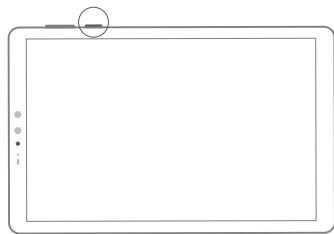
仅适用于型号 LPD-10W



电源键

打开或关闭电源

- 打开: 要在关机状态下开启手机, 请按住电源键几秒钟。
- 关闭: 要在开机状态下关闭手机, 请按住电源键几秒钟, 然后点按屏幕上的“关机”图标。



关闭屏幕和重新开启屏幕

要在开机状态下开启或关闭手机的屏幕, 请按一下电源键。

三颗虚拟键

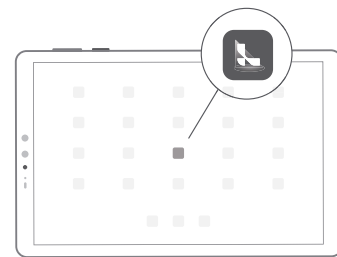


返回 转到主屏幕 在应用之间切换

LeiaSpotlight 应用

LeiaSpotlight 应用

LeiaSpotlight 将为您呈现以光场形式展示的精彩内容, 点击浏览。



LUME PAD Quick Start Guide 快速指南

LPD-10W
LPD-11W