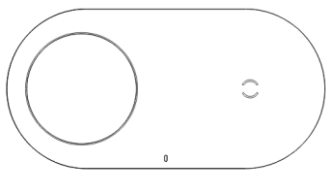


JOYROOM

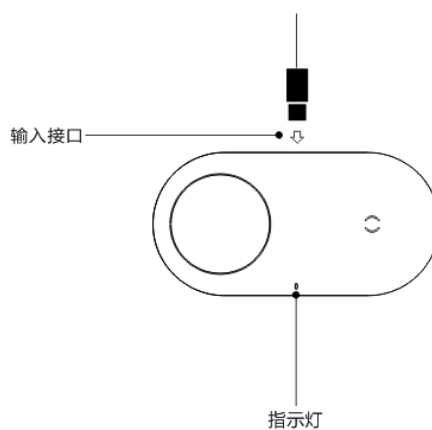


2-in-1 15W Wireless Charger Instruction Manual

Please read this instructions carefully and keep it properly.

Product Description

Thanks for your choosing JOYROOM, this is a 2-in-1 wireless charger, which supports charging two devices simultaneously or one smartphone & iPods. It adopts PC fireproof material, strong power with faster charging efficiency, with a blue indicator light to monitor the charging status from time to time. It uses high-end chipset and has over-temperature, Over-current, over-discharge, overcharge and other multiple protections.



Brand : JOYROOM

Name : 2-in-1 15W wireless charger

Model : JR-A26

Material : PC + ABS fireproof material

Port : Type-C Input

Input : 5V-2.4A 9V-2A 12V-1.5A

(It is recommended to match a high-power adapter with 18W above)

Output : 5W/7.5W/10W/15W

Compatibility : Support wireless charging equipment that meets Qi standards

Size : 17*8.5*9.5mm

Net weight : 129g

Note: The above parameters are derived from the actual measurement of the product, the actual parameters will vary due to the product or other factors.

Packing list

wireless charger*1

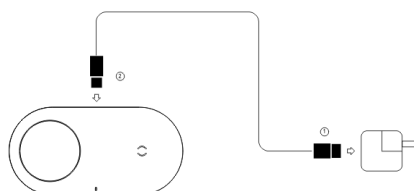
Data cable*1

Manual*1

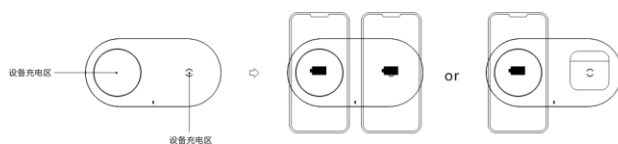
Warranty Card*1

Instructions

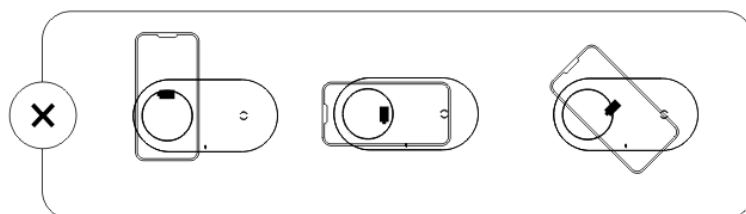
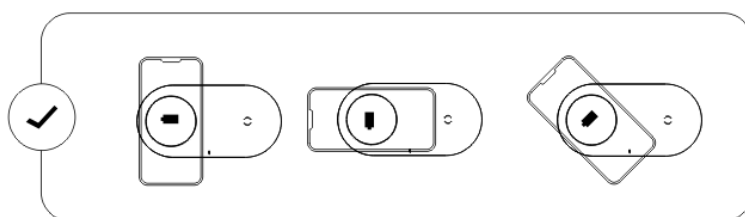
1. The blue LED indicator light will be on after power-on.



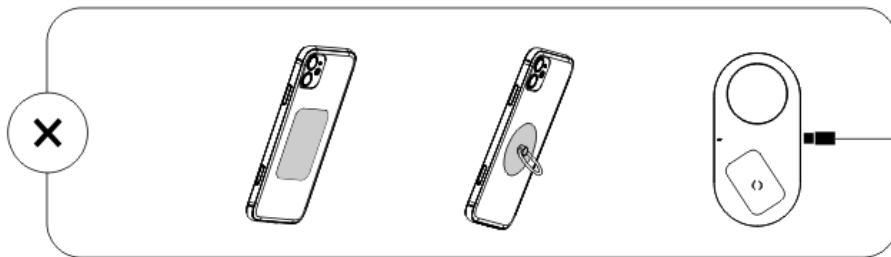
2. Put on the wireless receiving device that supports Qi standard, enter the charging state after the product is aligned, the blue indicator light flashes, the Indicator light is always on when it is full.



3. When charging, you need to keep the center of the phone aligned with the center of the wireless charger to perform wireless charging. If it can't work normally, please adjust the position of the phone until the phone shows normal charging.



4. When wireless charging encounters a metal foreign body, the wireless charger will automatically activate the FOD foreign body alarm function, and the indicator light will flash quickly, remove the metal foreign body, you can charge normally.



1. It is recommended to use a high-power adapter with 18W or above for better experience.
2. Please try to avoid placing metal objects on the contact surface during charging, such as patches, finger rings, metal protective shells, etc.
3. If you find intermittent charging or severe heating while charging the mobile phone, it is likely that the receiving coil of the mobile phone and the wireless charging coil are not accurately aligned, please try to cool the mobile phone, and then perform the correct position alignment.
4. This product has input over-current and over-voltage protection function, if improper use will shut down or reduce the output power, please check whether the equipment is abnormal or improper use.
5. When using, keep the ambient temperature at 0-25°C as much as possible. Please avoid putting the product in water, fire, high (>40°C) and too low temperature (<-20°C) environment, and keep children away from accessories.
6. Please use a dry soft cloth to clean the surface and avoid cleaning with chemicals, soap or detergent.
7. The user's improper use or improper placement of this product may cause the product's life to be reduced or damaged, and the resulting liability does not belong to the scope of the warranty or the manufacturer's responsibility, please understand.



Brand Manufacturer: Shen zhen Nito Power Technology Co., Ltd

Address: RF1.2, No.8 Building, No.49 Wu he Nan Rd., Jin fang hua Electricity Industrial Park, Ban tian

St.,Long gang District,Shen zhen,China

Executive standard:GB4943.1-2011

Tel:400-830-3321

Website:www.joyroom.com



This device complies with Part 15 of the FCC rules. Operation is subject to the following two conditions: 1) this device may not cause harmful interference, and 2) this device must accept any interference received, including interference that may cause undesired operation.

Changes or modifications not expressly approved by the party responsible for compliance could void your authority to operate the equipment.

NOTE: This equipment has been tested and found to comply with the limits for a Class B digital device, pursuant to Part 15 of the FCC Rules. These limits are designed to provide reasonable protection against harmful interference in a residential installation.

This equipment generates uses and can radiate radio frequency energy and, if not installed and used in accordance with the instructions, may cause harmful interference to radio communications. However, there is no guarantee that interference will not occur in a particular installation. If this equipment does cause harmful interference to radio or television reception, which can be determined by turning the equipment off and on, the user is encouraged to try to correct the interference by one or more of the following measures:

- Reorient or relocate the receiving antenna.

- Increase the separation between the equipment and receiver.

- Connect the equipment into an outlet on a circuit different from that to which the receiver is connected.

- Consult the dealer or an experienced radio/TV technician for help.