

SGS

# Test setup photo of EUT


**1. Photos of Operating Mode**



## 2. Photo of Radiated Spurious Emission Test (9 kHz ~ 30 MHz)




## 3. Photo of Radiated Spurious Emission Test (30 MHz ~ 1 000 MHz)



## 4. Photos of MPE Test

Photo of MPE Test Set up at 15 cm distance

- E-field




- H-field



## Photo of MPE Test Set up at 13 cm distance

### - E-field



### - H-field



## Photo of MPE Test Set up at 10 cm distance

### - E-field




### - H-field




## Photo of MPE Test Set up at 8 cm distance

### - E-field




### - H-field



## Photo of MPE Test Set up at 6 cm distance

### - E-field



### - H-field






Photo of MPE Test Set up at 4 cm distance

- E-field




Photo of MPE Test Set up at 3 cm distance

- E-field

