

FCC Test Report

Client Name : Grastron Technology CO., LTD
Address : 4A Building NO.B, Dingxin Science and Technology Park,
Honglangbei NO.2 Road, Xin'an street, Baoan district,
Shenzhen, China
Product Name : Wireless Presentation System
Date : Jan. 28, 2021



Shenzhen Anbotek Compliance Laboratory Limited



Contents

- 1. General Information..... 5
 - 1.1. Client Information..... 5
 - 1.2. Description of Device (EUT)..... 5
 - 1.3. Auxiliary Equipment Used During Test..... 6
 - 1.4. Description of Test Modes..... 6
 - 1.5. List of channels..... 7
 - 1.6. Description Of Test Setup..... 8
 - 1.7. Test Equipment List..... 9
 - 1.8. Measurement Uncertainty..... 10
 - 1.9. Description of Test Facility..... 10
- 2. Summary of Test Results..... 11
- 3. Conducted Emission Test..... 12
 - 3.1. Test Standard and Limit..... 12
 - 3.2. Test Setup..... 12
 - 3.3. Test Procedure..... 12
 - 3.4. Test Data..... 12
- 4. Radiation Spurious Emission and Band Edge..... 15
 - 4.1. Test Standard and Limit..... 15
 - 4.2. Test Setup..... 15
 - 4.3. Test Procedure..... 16
 - 4.4. Test Data..... 17
- 5. Maximum Peak Output Power Test..... 62
 - 5.1. Test Standard and Limit..... 62
 - 5.2. Test Setup..... 62
 - 5.3. Test Procedure..... 62
 - 5.4. Test Data..... 62
- 6. Occupy Bandwidth Test..... 66
 - 6.1. Test Standard..... 66
 - 6.2. Test Setup..... 66
 - 6.3. Test Procedure..... 66
 - 6.4. Test Data..... 66
- 7. Power Spectral Density Test..... 83
 - 7.1. Test Standard and Limit..... 83
 - 7.2. Test Setup..... 83
 - 7.3. Test Procedure..... 83
 - 7.4. Test Data..... 83
- 8. Antenna Requirement..... 100
 - 8.1. Test Standard and Requirement..... 100
 - 8.2. Antenna Connected Construction..... 101
- 9. Frequency Stability..... 102

TEST REPORT

Applicant : Grastron Technology CO., LTD
Manufacturer : Grastron Technology CO., LTD
Product Name : Wireless Presentation System
Model No. : WMT-C1, WMT-C10, WMT-C11, WMT-C12, WMT-C13, WMT-C14, WMT-C15,
WMT-C16, WMT-C17, WMT-C18, WMT-C19, WMT-C1X
Trade Mark : N.A.
Rating(s) : Input: DC 5V, 700mA

Test Standard(s) : **FCC Part15 Subpart E 2019, Paragraph 15.407**
ANSI C63.10: 2013,

Test Method(s) : **KDB 789033 D02 General UNII Test Procedures New Rules v02r01**
KDB662911 D01 Multiple Transmitter Output v02r01

The device described above is tested by Shenzhen Anbotek Compliance Laboratory Limited to determine the maximum emission levels emanating from the device and the severe levels of the device can endure and its performance criterion. The measurement results are contained in this test report and Shenzhen Anbotek Compliance Laboratory Limited is assumed full of responsibility for the accuracy and completeness of these measurements. Also, this report shows that the EUT (Equipment Under Test) is technically compliant with the FCC Part 15 Subpart E requirements.

This report applies to above tested sample only and shall not be reproduced in part without written approval of Shenzhen Anbotek Compliance Laboratory Limited.

Date of Receipt : Jan. 07, 2021
Date of Test : Jan. 07~26, 2021

Prepared By

Yilia Zhong

(Engineer / Yilia Zhong)

Reviewer

Bibo Zhang

(Supervisor / Bibo Zhang)

Approved & Authorized Signer

Kingkong Jin

(Manager / Kingkong Jin)

1. General Information

1.1. Client Information

Applicant	:	Grastron Technology CO., LTD
Address	:	4A Building NO.B, Dingxin Science and Technology Park, Honglangbei NO.2 Road, Xin'an street, Baoan district, Shenzhen, China
Manufacturer	:	Grastron Technology CO., LTD
Address	:	4A Building NO.B, Dingxin Science and Technology Park, Honglangbei NO.2 Road, Xin'an street, Baoan district, Shenzhen, China
Factory	:	Grastron Technology CO., LTD
Address	:	4A Building NO.B, Dingxin Science and Technology Park, Honglangbei NO.2 Road, Xin'an street, Baoan district, Shenzhen, China

1.2. Description of Device (EUT)

Product Name	:	Wireless Presentation System
Model No.	:	WMT-C1, WMT-C10, WMT-C11, WMT-C12, WMT-C13, WMT-C14, WMT-C15, WMT-C16, WMT-C17, WMT-C18, WMT-C19, WMT-C1X (Note: All samples are the same except the model number, so we prepare "WMT-C1" for test only.)
Trade Mark	:	N.A.
Test Power Supply	:	DC 5V from PC
Test Sample No.	:	1-2-1(Normal Sample), 1-2-2(Engineering Sample)
Product Description	Operation Frequency:	WiFi 2.4G: 802.11b/ g/ n(HT20) 2412-2462MHz 802.11n(HT40) 2422-2452MHz WiFi 5.1G: 5180MHz~5240MHz WiFi 5.8G: 5745MHz~5825MHz
	Number of Channel:	WiFi 2.4G: 11 Channels for 802.11b/ g/ n(HT20) 7 Channels for 802.11n(HT40) WiFi 5.1G: 4 Channels for 802.11a 4 Channels for 802.11n(HT20) 4 Channels for 802.11ac(HT20) 2 Channels for 802.11n(HT40) 2 Channels for 802.11ac(HT40) 1 Channels for 802.11ac(HT80) WiFi 5.8G: 5 Channels for 802.11a 5 Channels for 802.11n(HT20) 5 Channels for 802.11ac(HT20) 2 Channels for 802.11n(HT40)

		2 Channels for 802.11ac(HT40) 1 Channels for 802.11ac(HT80)
	Modulation Type:	WiFi 2.4G: 802.11b CCK; 802.11g/n OFDM WiFi 5.1G: OFDM with BPSK/QPSK/16QAM/64QAM/256QAM WiFi 5.8G: OFDM with BPSK/QPSK/16QAM/64QAM/256QAM
	Antenna Type:	Ceramic Antenna
	Antenna Gain(Peak):	WiFi 2.4G: ANT A & ANT B 3.81 dBi WiFi 5.1G&WiFi 5.8G: ANT A & ANT B 2.65 dBi
	Directional Gain:	WiFi 2.4G: 6.82 dBi WiFi 5.1G&WiFi 5.8G: 5.66 dBi
<p>Remark: 1) For a more detailed features description, please refer to the manufacturer's specifications or the User's Manual.</p> <p>2) This report is for 5.1G module.</p> <p>3) All modes support MIMO.</p>		

1.3. Auxiliary Equipment Used During Test

AppleMacBook	:	Model: A1708 Input: 20.3V/3A CMIIT ID:2016AJ5746
Adapter	:	Input: AC 100-240V, 1.5A, 50-60Hz Output: 20.3V/3A (USB PD) or 9V/3A(USB PD) or 5.2V/2.4A

1.4. Description of Test Modes

To investigate the maximum EMI emission characteristics generates from EUT, the test system was pre-scanning tested base on the consideration of following EUT operation mode or test configuration mode which possible have effect on EMI emission level. Each of these EUT operation mode(s) or test configuration mode(s) mentioned above was evaluated respectively.

Mode	Test channel	Frequency (MHz)
OFDM(802.11a/n20/ac20)	CH 36	5180MHz
	CH 40	5200MHz
	CH 48	5240MHz
OFDM(802.11n40/ac40)	CH 38	5190MHz
	CH 46	5230MHz
OFDM(802.11ac80)	CH 42	5210MHz

Note:

1. The measurements are performed at the highest, middle, lowest available channels.
2. The EUT has been tested as an independent unit. And Continual Transmitting in maximum power.
3. For the relevant Conducted Measurement, the temporary antenna connector is used during the measurement. Antenna Connector Impedance: 50Ω, Cable Loss: 1.0 dB
4. The EUT was programmed to be in continuously transmitting mode and the transmit duty cycle is more than 98%

1.5. List of channels

802.11a/n20/ac20

Channel	Freq. (MHz)	Channel	Freq. (MHz)
36	5180	44	5220
40	5200	48	5240

802.11n40/ac40


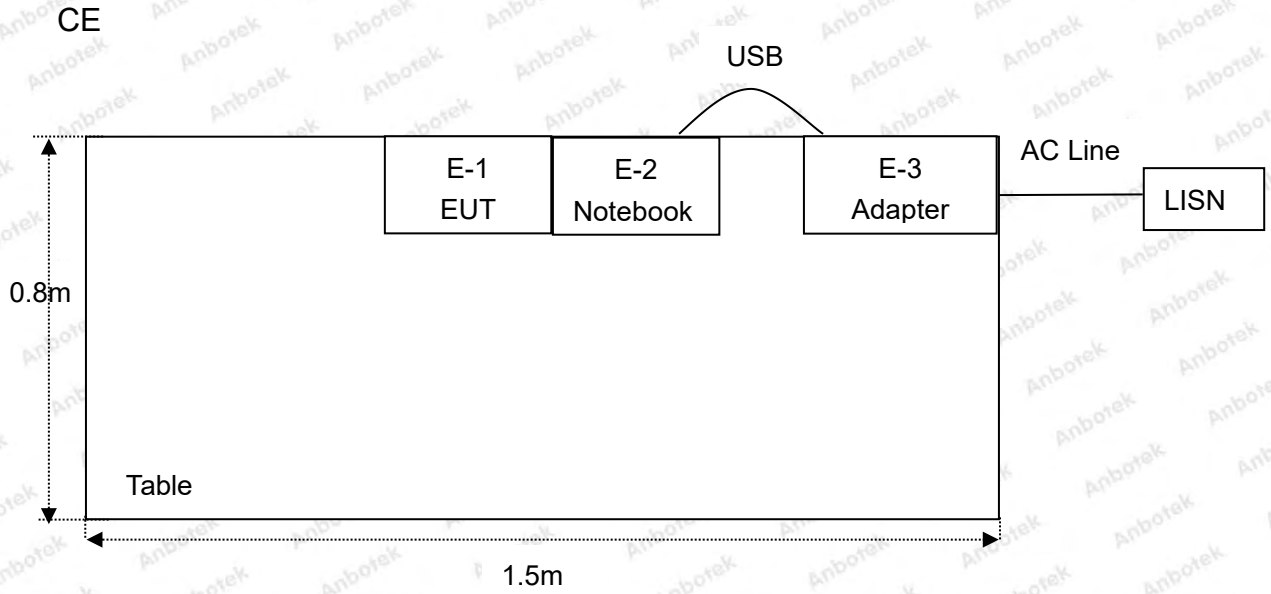
Channel	Freq. (MHz)	Channel	Freq. (MHz)
38	5190	46	5230

802.11ac80

Channel	Freq. (MHz)
42	5210



1.6. Description Of Test Setup



1.7. Test Equipment List

Item	Equipment	Manufacturer	Model No.	Serial No.	Last Cal.	Cal. Interval
1.	L.I.S.N. Artificial Mains Network	Rohde & Schwarz	ENV216	100055	Oct. 26, 2020	1 Year
2.	EMI Test Receiver	Rohde & Schwarz	ESCI	100627	Oct. 26, 2020	1 Year
3.	EMI Test Receiver	Rohde & Schwarz	ESR26	101481	Oct. 26, 2020	1 Year
4.	RF Switching Unit	Compliance Direction	RSU-M2	38303	Oct. 26, 2020	1 Year
5.	MAX Spectrum Analysis	Agilent	N9020A	MY51170037	Oct. 26, 2020	1 Year
6.	Preamplifier	SKET Electronic	BK1G18G30 D	KD17503	Oct. 26, 2020	1 Year
7.	Double Ridged Horn Antenna	Instruments corporation	GTH-0118	351600	Nov. 02, 2020	2 Year
8.	Bilog Broadband Antenna	Schwarzbeck	VULB9163	VULB 9163-289	Nov. 02, 2020	2 Year
9.	Loop Antenna	Schwarzbeck	FMZB1519B	00053	Nov. 02, 2020	2 Year
10.	Horn Antenna	A-INFO	LB-180400- KF	J211060628	Nov. 02, 2020	2 Year
11.	Pre-amplifier	SONOMA	310N	186860	Oct. 26, 2020	1 Year
12.	EMI Test Software EZ-EMC	SHURPLE	N/A	N/A	N/A	N/A
13.	RF Test Control System	YIHENG	YH3000	2017430	Oct. 26, 2020	1 Year
14.	Power Sensor	DAER	RPR3006W	15I00041SN045	Oct. 26, 2020	1 Year
15.	Power Sensor	DAER	RPR3006W	15I00041SN046	Oct. 26, 2020	1 Year
16.	MXA Spectrum Analysis	Agilent	N9020A	MY51170037	Oct. 26, 2020	1 Year
17.	MXG RF Vector Signal Generator	Agilent	N5182A	MY48180656	Oct. 26, 2020	1 Year
18.	Signal Generator	Agilent	E4421B	MY41000743	Oct. 26, 2020	1 Year
19.	DC Power Supply	IVYTECH	IV3605	1804D360510	Oct. 26, 2020	1 Year
20.	Constant Temperature Humidity Chamber	ZHONGJIAN	ZJ-KHWS80 B	N/A	Oct. 26, 2020	1 Year

1.8. Measurement Uncertainty

Radiation Uncertainty	:	Ur = 3.9 dB (Horizontal)
		Ur = 3.8 dB (Vertical)
Conduction Uncertainty	:	Uc = 3.4 dB

1.9. Description of Test Facility

The test facility is recognized, certified, or accredited by the following organizations:

FCC-Registration No.: 184111

Shenzhen Anbotek Compliance Laboratory Limited, EMC Laboratory has been registered and fully described in a report filed with the (FCC) Federal Communications Commission. The acceptance letter from the FCC is maintained in our files. Registration No. 184111, September 30, 2020.

ISED-Registration No.: 8058A

Shenzhen Anbotek Compliance Laboratory Limited, EMC Laboratory has been registered and fully described in a report filed with the (ISED) Innovation, Science and Economic Development Canada. The acceptance letter from the ISED is maintained in our files. Registration 8058A, September 30, 2020.

Test Location

Shenzhen Anbotek Compliance Laboratory Limited.

1/F, Building D, Sogood Science and Technology Park, Sanwei community, Hangcheng Street, Bao'an District, Shenzhen, Guangdong, China.518102

2. Summary of Test Results

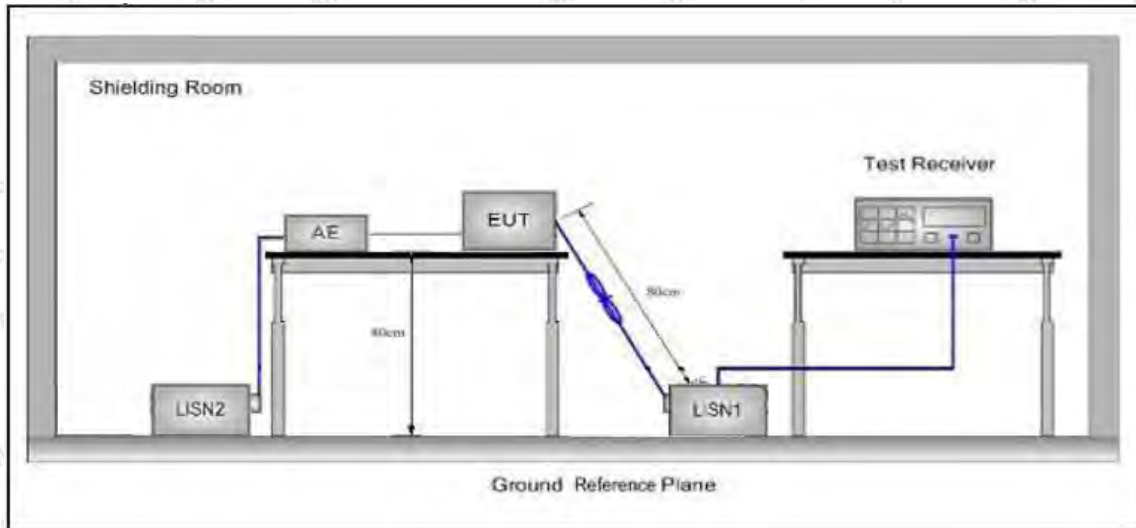
Standard	Test Type	Result
15.207 & 15.407	Conducted Emission	PASS
15.205/15.209	Spurious Emission	PASS
15.407(b)	Band Edge	PASS
15.407(a)(5)	Occupy Bandwidth	PASS
15.407(a)(1)(iv)	Maximum Conducted Output Power	PASS
15.407(a)(1)	Peak Power Spectral Density	PASS
15.203	Antenna Requirement	PASS
15.407(g)	Frequency Stability	PASS

3. Conducted Emission Test

3.1. Test Standard and Limit

Test Standard	FCC Part15 Section 15.207&15.407		
Test Limit	Frequency	Maximum RF Line Voltage (dBuV)	
		Quasi-peak Level	Average Level
	150kHz~500kHz	66 ~ 56 *	56 ~ 46 *
	500kHz~5MHz	56	46
	5MHz~30MHz	60	50
Remark: (1) *Decreasing linearly with logarithm of the frequency. (2) The lower limit shall apply at the transition frequency.			

3.2. Test Setup



3.3. Test Procedure

The EUT system is connected to the power mains through a line impedance stabilization network (L.I.S.N.). This provides a 50ohm coupling impedance for the EUT system. Please refer the block diagram of the test setup and photographs. Both sides of AC line are checked to find out the maximum conducted emission. In order to find the maximum emission levels, the relative positions of equipment and all of the interface cables shall be changed according to FCC ANSI C63.10-2013 on Conducted Emission Measurement.

The bandwidth of test receiver (ESCI) set at 9kHz.

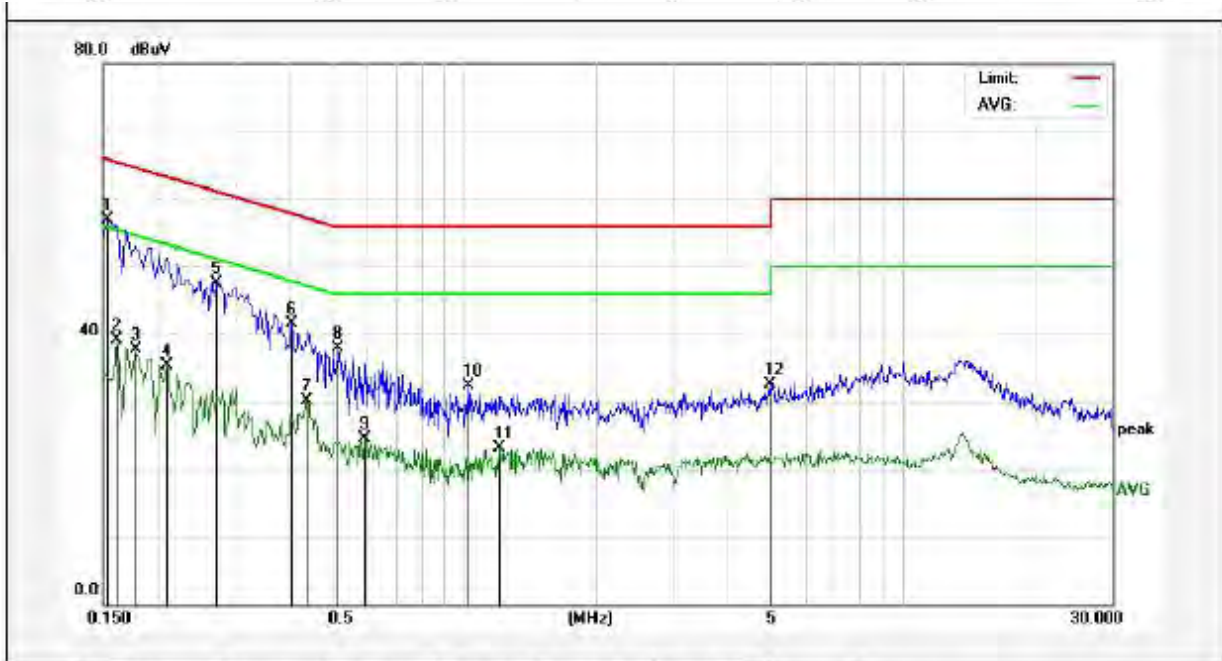
The frequency range from 150kHz to 30MHz is checked.

3.4. Test Data

During the test, pre-scan all modes, and found the 802.11ac40 CH38 which is the worst case, only the worst case is recorded in the report.

Conducted Emission Test Data

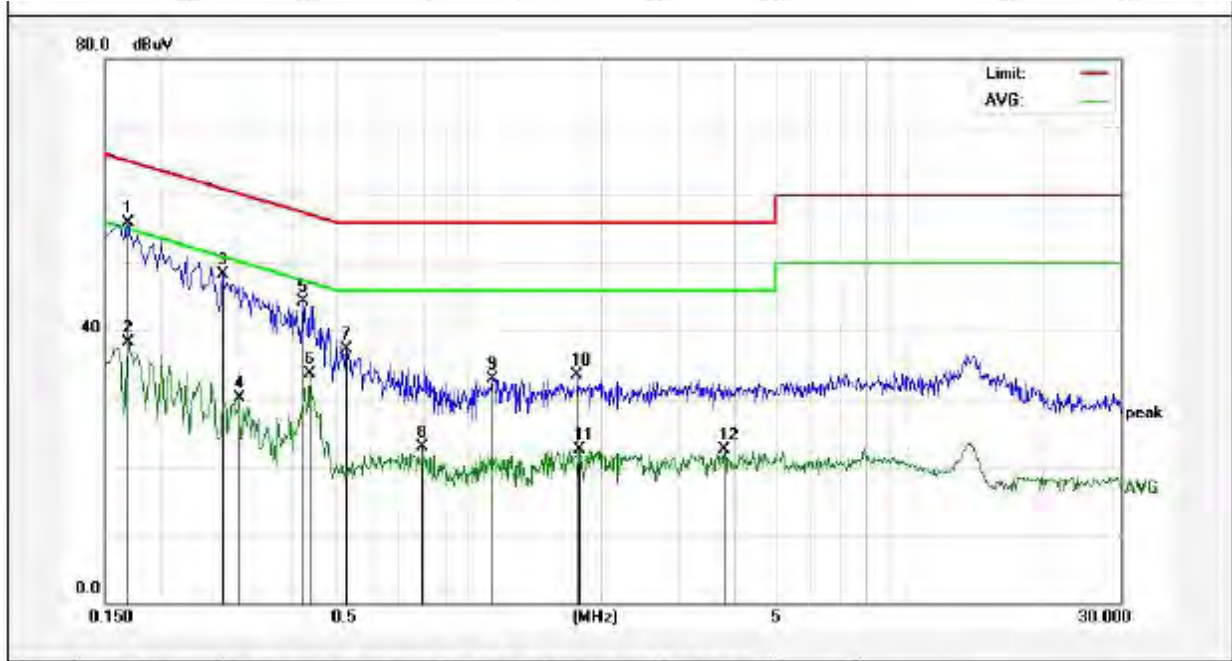
Test Site: 1# Shielded Room
 Operating Condition: 802.11ac40 CH38
 Test Specification: DC 5V from PC
 Comment: Live Line
 Tem.: 23.3°C Hum.: 56%



No.	Freq. (MHz)	Reading (dBuV)	Factor (dB)	Result (dBuV)	Limit (dBuV)	Over Limit (dB)	Detector	Remark
1	0.1539	37.00	19.90	56.90	65.78	-8.88	QP	
2	0.1620	19.13	19.90	39.03	55.36	-16.33	AVG	
3	0.1779	17.84	19.90	37.74	54.58	-16.84	AVG	
4	0.2099	15.49	19.90	35.39	53.21	-17.82	AVG	
5	0.2740	27.71	19.89	47.60	60.99	-13.39	QP	
6	0.4060	21.56	19.94	41.50	57.73	-16.23	QP	
7	0.4380	10.19	19.95	30.14	47.10	-16.96	AVG	
8	0.5180	17.93	19.99	37.92	56.00	-18.08	QP	
9	0.5936	4.57	20.01	24.58	46.00	-21.42	AVG	
10	1.0260	12.13	20.12	32.25	56.00	-23.75	QP	
11	1.2016	3.07	20.12	23.19	46.00	-22.81	AVG	
12	4.9659	12.39	20.21	32.60	56.00	-23.40	QP	

Conducted Emission Test Data

Test Site: 1# Shielded Room
 Operating Condition: 802.11ac40 CH38
 Test Specification: DC 5V from PC
 Comment: Neutral Line
 Tem.: 23.3°C Hum.: 56%



No.	Freq. (MHz)	Reading (dBUV)	Factor (dB)	Result (dBUV)	Limit (dBUV)	Over Limit (dB)	Detector	Remark
1	0.1700	36.07	19.90	55.97	64.96	-8.99	QP	
2	0.1700	18.40	19.90	38.30	54.96	-16.66	AVG	
3	0.2779	28.47	19.89	48.36	60.88	-12.52	QP	
4	0.3019	10.13	19.89	30.02	50.19	-20.17	AVG	
5	0.4218	24.37	19.94	44.31	57.41	-13.10	QP	
6	0.4380	13.71	19.95	33.66	47.10	-13.44	AVG	
7	0.5299	17.26	19.99	37.25	56.00	-18.75	QP	
8	0.7900	2.88	20.06	22.94	46.00	-23.06	AVG	
9	1.1377	12.84	20.12	32.96	56.00	-23.04	QP	
10	1.7660	13.39	20.14	33.53	56.00	-22.47	QP	
11	1.7820	2.36	20.14	22.50	46.00	-23.50	AVG	
12	3.8060	2.24	20.18	22.42	46.00	-23.58	AVG	

4. Radiation Spurious Emission and Band Edge

4.1. Test Standard and Limit

Test Standard	FCC Part15 C Section 15.209, 15.205 and 15.407				
Test Limit	Frequency (MHz)	Field strength (microvolt/meter)	Limit (dBuV/m)	Remark	Measurement distance (m)
	0.009MHz~0.490MHz	2400/F(kHz)	-	-	300
	0.490MHz-1.705MHz	24000/F(kHz)	-	-	30
	1.705MHz-30MHz	30	-	-	30
	30MHz~88MHz	100	40.0	Quasi-peak	3
	88MHz~216MHz	150	43.5	Quasi-peak	3
	216MHz~960MHz	200	46.0	Quasi-peak	3
	960MHz~1000MHz	500	54.0	Quasi-peak	3
	Above 1000MHz	500	54.0	Average	3
-		68.2	Peak	3	

Remark:

- (1)The lower limit shall apply at the transition frequency.
- (2) 15.35(b), Unless otherwise specified, the limit on peak radio frequency emissions is 20dB above the maximum permitted average emission limit applicable to the equipment under test. This peak limit applies to the total peak emission level radiated by the device.
- (3)Above 1GHz limit: $E[dBuV/m] = EIRP[dBm] + 95.2 = 68.2 dBuV/m$, for $EIPR[dBm] = -27dBm$.

4.2. Test Setup

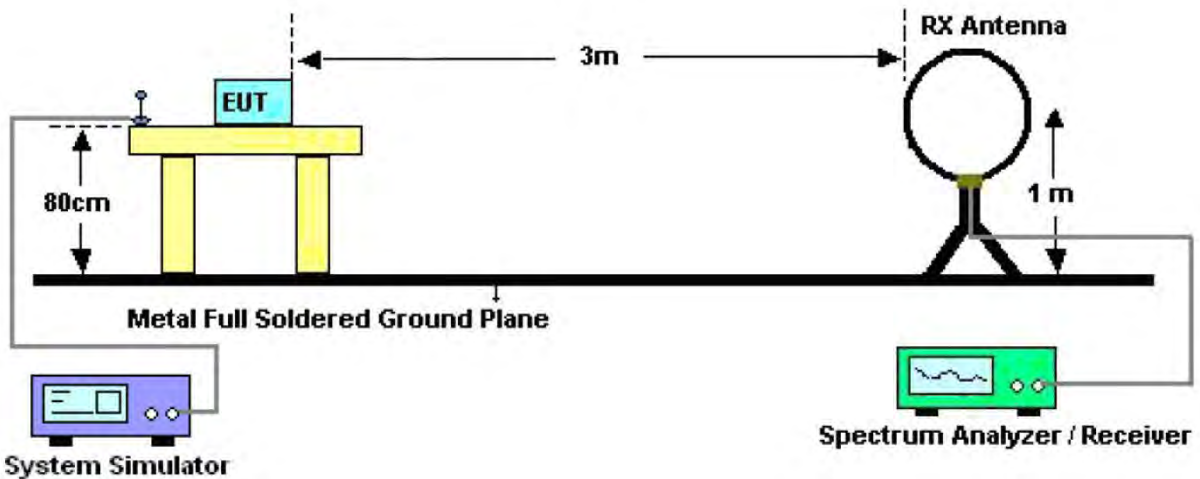


Figure 1. Below 30MHz

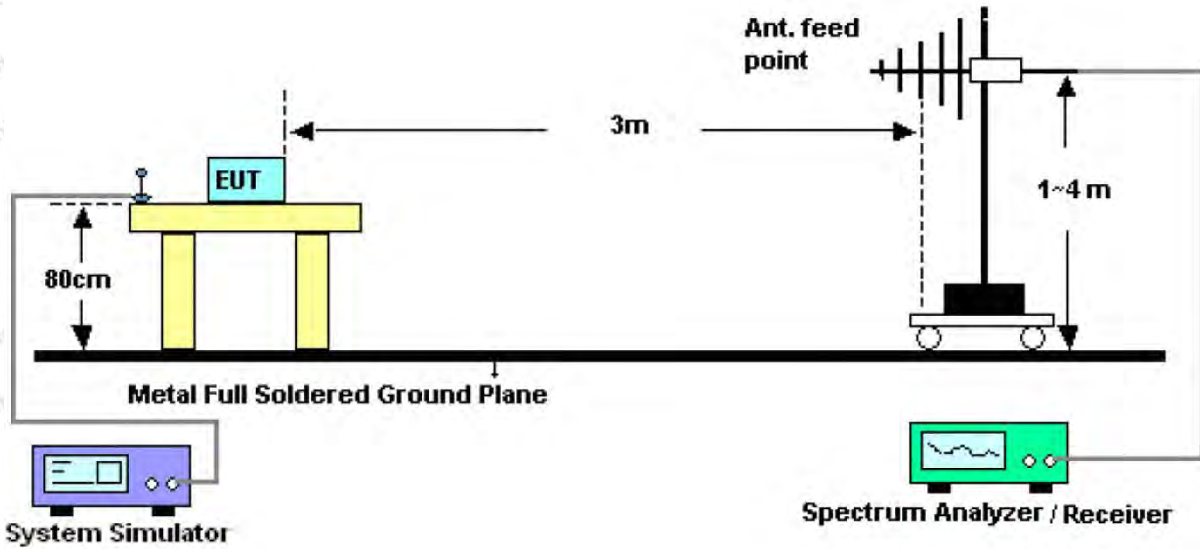


Figure 2. 30MHz to 1GHz

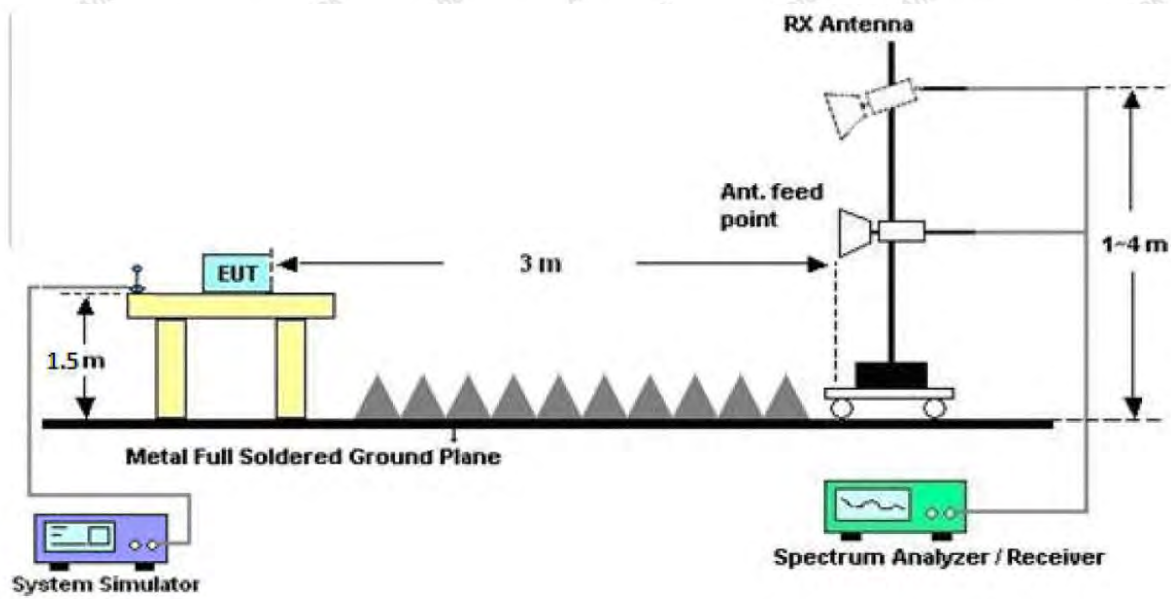


Figure 3. Above 1 GHz

4.3. Test Procedure

For below 1GHz: The EUT is placed on a turntable, which is 0.8m above the ground plane.

For above 1GHz: The EUT is placed on a turntable, which is 1.5m above the ground plane.

The turn table can rotate 360 degrees to determine the position of the maximum emission level. The EUT is set 3 meters away from the receiving antenna which is mounted on a antenna tower. The antenna can be moved up and down from 1 to 4 meters to find out the maximum emission level. Rotated the EUT through three orthogonal axes to determine the maximum emissions, both horizontal and vertical polarization of the antenna are set on test. The EUT is tested in 9*6*6 Chamber. The device is evaluated in xyz orientation.

For the radiated emission test above 1GHz:

Shenzhen Anbotek Compliance Laboratory Limited

Code:AB-RF-05-a

Address: 1/F., Building D, Sogood Science and Technology Park, Sanwei Community, Hangcheng Street, Bao'an District, Shenzhen, Guangdong, China.

Tel:(86) 755-26066440 Fax: (86) 755-26014772 Email: service@anbotek.com

Hotline
400-003-0500
www.anbotek.com

Place the measurement antenna away from each area of the EUT determined to be a source of emissions at the specified measurement distance, while keeping the measurement antenna aimed at the source of emissions at each frequency of significant emissions, with polarization oriented for maximum response. The measurement antenna may have to be higher or lower than the EUT, depending on the radiation pattern of the emission and staying aimed at the emission source for receiving the maximum signal. The final measurement antenna elevation shall be that which maximizes the emissions. The measurement antenna elevation for maximum emissions shall be restricted to a range of heights of from 1 m to 4 m above the ground or reference ground plane.

For 9kHz to 150kHz, Set the spectrum analyzer as:

RBW = 200Hz, VBW = 1kHz, Detector= Quasi-Peak, Trace mode= Max hold, Sweep- auto couple.

For 150kHz to 30MHz, Set the spectrum analyzer as:

RBW = 9kHz, VBW = 30kHz, Detector= Quasi-Peak, Trace mode= Max hold, Sweep- auto couple.

For 30MHz to 1000MHz, Set the spectrum analyzer as:

RBW = 100kHz, VBW = 300kHz, Detector= Quasi-Peak, Trace mode= Max hold, Sweep- auto couple.

For above 1GHz, Set the spectrum analyzer as:

RBW = 1MHz, VBW = 1MHz, Detector= Peak, Trace mode= Max hold, Sweep- auto couple.

RBW = 1MHz, VBW = 10Hz, Detector= Average, Trace mode= Max hold, Sweep- auto couple.

4.4. Test Data

PASS

The test results of 9kHz-30MHz was attenuated more than 20dB below the permissible limits, so the results don't record in the report.

During the test, pre-scan all modes, and found the 802.11ac40 CH38 which is the worst case, only the worst case is recorded in the report.



Test Results (30~1000MHz)

Job No.: 18220WC10003502

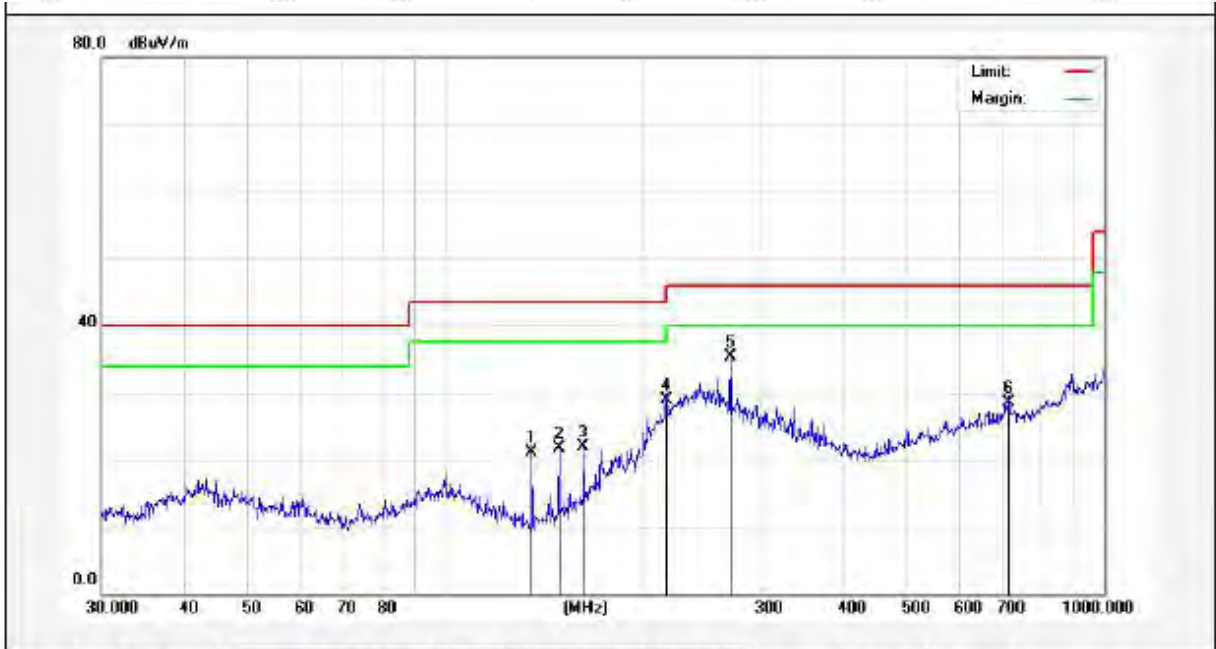
Temp.(°C)/Hum.(%RH): 22.3°C/46%RH

Standard: FCC PART 15E

Power Source: DC 5V from PC

Test Mode: 802.11ac40 CH38

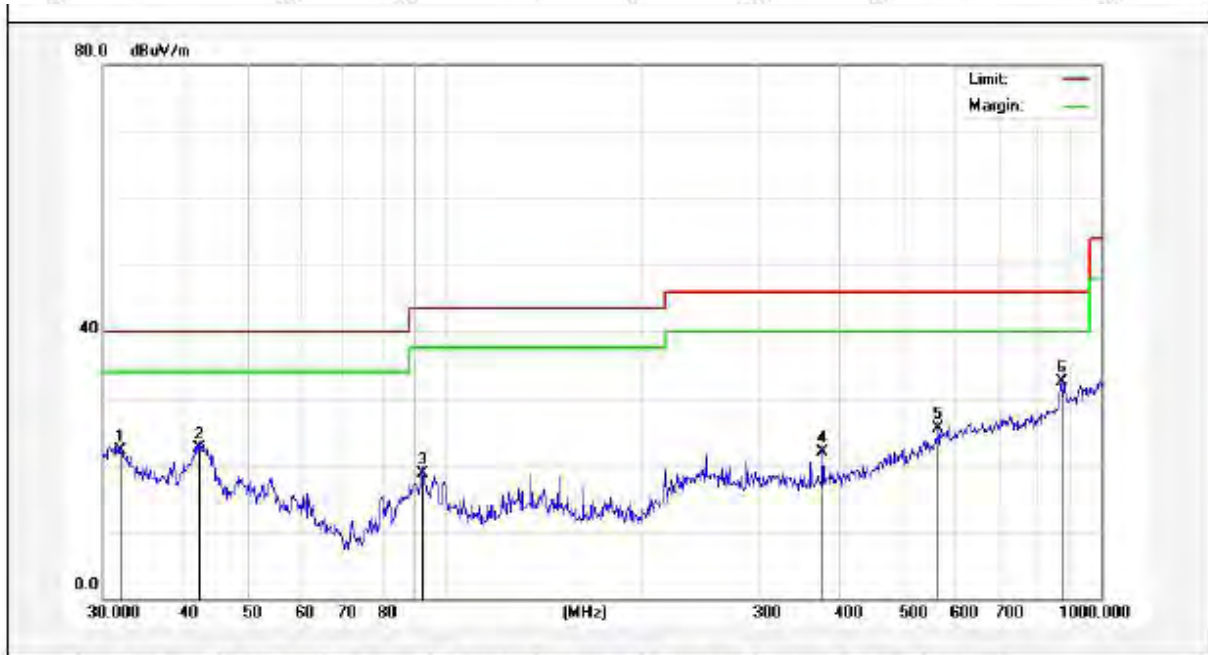
Polarization: Horizontal



No.	Freq. (MHz)	Reading (dBuV)	Factor (dB/m)	Result (dBuV/m)	Limit (dBuV/m)	Over Limit (dB)	Detector	Height (cm)	degree (deg)	Remark
1	135.0319	41.79	-20.69	21.10	43.50	-22.40	QP	100	0	
2	148.4410	42.43	-20.71	21.72	43.50	-21.78	QP	100	360	
3	162.0414	43.65	-21.70	21.95	43.50	-21.55	QP	100	0	
4	216.0240	48.39	-19.54	28.85	46.00	-17.15	QP	100	360	
5	270.3748	52.19	-16.98	35.21	46.00	-10.79	QP	100	0	
6	716.6820	34.28	-5.75	28.53	46.00	-17.47	QP	100	360	

Test Results (30~1000MHz)

Job No.: 18220WC10003502 Temp.(°C)/Hum.(%RH): 22.3°C/46%RH
 Standard: FCC PART 15E Power Source: DC 5V from PC
 Test Mode: 802.11ac40 CH38 Polarization: Vertical



No.	Freq. (MHz)	Reading (dBuV)	Factor (dB/m)	Result (dBuV/m)	Limit (dBuV/m)	Over Limit (dB)	Detector	Height (cm)	degree (deg)	Remark
1	31.9546	38.87	-16.83	22.04	40.00	-17.96	QP	100	0	
2	42.0066	36.32	-13.79	22.53	40.00	-17.47	QP	100	360	
3	92.4624	34.33	-15.56	18.77	43.50	-24.73	QP	100	0	
4	375.9385	33.55	-11.62	21.93	46.00	-24.07	QP	100	360	
5	564.6389	33.23	-7.66	25.57	46.00	-20.43	QP	100	0	
6	869.1302	35.03	-2.61	32.42	46.00	-13.58	QP	100	360	

Test Results (Above 1000MHz)

ANT A:

Test mode:	IEEE 802.11a	Test channel:	Low CH
------------	--------------	---------------	--------

Peak value:

Frequency (MHz)	Read Level (dBuV)	Antenna Factor (dB/m)	Cable Loss (dB)	Preamp Factor (dB)	Level (dBuV/m)	Limit Line (dBuV/m)	Over Limit (dB)	Pol.
10360.00	41.16	31.98	17.08	33.91	56.31	68.20	-11.89	V
15540.00	40.23	32.65	20.03	34.85	58.06	68.20	-10.14	V
10360.00	39.67	31.98	17.08	33.91	54.82	68.20	-13.38	H
15540.00	41.35	32.65	20.03	34.85	59.18	68.20	-9.02	H

Average value:

Frequency (MHz)	Read Level (dBuV)	Antenna Factor (dB/m)	Cable Loss (dB)	Preamp Factor (dB)	Level (dBuV/m)	Limit Line (dBuV/m)	Over Limit (dB)	Pol.
10360.00	27.20	31.98	17.08	33.91	42.35	54.00	-11.65	V
15540.00	28.24	32.65	20.03	34.85	46.07	54.00	-7.93	V
10360.00	27.23	31.98	17.08	33.91	42.38	54.00	-11.62	H
15540.00	29.72	32.65	20.03	34.85	47.55	54.00	-6.45	H

Test mode:	IEEE 802.11a	Test channel:	Mid CH
------------	--------------	---------------	--------

Peak value:

Frequency (MHz)	Read Level (dBuV)	Antenna Factor (dB/m)	Cable Loss (dB)	Preamp Factor (dB)	Level (dBuV/m)	Limit Line (dBuV/m)	Over Limit (dB)	Pol.
10400.00	39.26	32.44	17.18	33.91	54.97	68.20	-13.23	V
15600.00	39.28	32.78	20.12	34.86	57.32	68.20	-10.88	V
10400.00	40.76	32.44	17.18	33.91	56.47	68.20	-11.73	H
15600.00	39.46	32.78	20.12	34.86	57.50	68.20	-10.70	H

Average value:

Frequency (MHz)	Read Level (dBuV)	Antenna Factor (dB/m)	Cable Loss (dB)	Preamp Factor (dB)	Level (dBuV/m)	Limit Line (dBuV/m)	Over Limit (dB)	Pol.
10400.00	29.41	32.44	17.18	33.91	45.12	54.00	-8.88	V
15600.00	29.42	32.78	20.12	34.86	47.46	54.00	-6.54	V
10400.00	28.94	32.44	17.18	33.91	44.65	54.00	-9.35	H
15600.00	27.68	32.78	20.12	34.86	45.72	54.00	-8.28	H

Test mode:	IEEE 802.11a	Test channel:	High CH
------------	--------------	---------------	---------

Peak value:

Frequency (MHz)	Read Level (dBuV)	Antenna Factor (dB/m)	Cable Loss (dB)	Preamp Factor (dB)	Level (dBuV/m)	Limit Line (dBuV/m)	Over Limit (dB)	Pol.
10480.00	41.48	32.59	18.02	33.92	58.17	68.20	-10.03	V
15720.00	41.82	32.87	20.15	34.88	59.96	68.20	-8.24	V
10480.00	41.14	32.59	18.02	33.92	57.83	68.20	-10.37	H
15720.00	39.63	32.87	20.15	34.88	57.77	68.20	-10.43	H

Average value:

Frequency (MHz)	Read Level (dBuV)	Antenna Factor (dB/m)	Cable Loss (dB)	Preamp Factor (dB)	Level (dBuV/m)	Limit Line (dBuV/m)	Over Limit (dB)	Pol.
10480.00	27.86	32.59	18.02	33.92	44.55	54.00	-9.45	V
15720.00	29.69	32.87	20.15	34.88	47.83	54.00	-6.17	V
10480.00	27.09	32.59	18.02	33.92	43.78	54.00	-10.22	H
15720.00	29.55	32.87	20.15	34.88	47.69	54.00	-6.31	H

Test mode:	IEEE 802.11n(HT20)	Test channel:	Low CH
------------	--------------------	---------------	--------

Peak value:

Frequency (MHz)	Read Level (dBuV)	Antenna Factor (dB/m)	Cable Loss (dB)	Preamp Factor (dB)	Level (dBuV/m)	Limit Line (dBuV/m)	Over Limit (dB)	Pol.
10360.00	40.32	31.98	17.08	33.91	55.47	68.20	-12.73	V
15540.00	40.20	32.65	20.03	34.85	58.03	68.20	-10.17	V
10360.00	41.61	31.98	17.08	33.91	56.76	68.20	-11.44	H
15540.00	39.56	32.65	20.03	34.85	57.39	68.20	-10.81	H

Average value:

Frequency (MHz)	Read Level (dBuV)	Antenna Factor (dB/m)	Cable Loss (dB)	Preamp Factor (dB)	Level (dBuV/m)	Limit Line (dBuV/m)	Over Limit (dB)	Pol.
10360.00	28.13	31.98	17.08	33.91	43.28	54.00	-10.72	V
15540.00	29.10	32.65	20.03	34.85	46.93	54.00	-7.07	V
10360.00	28.61	31.98	17.08	33.91	43.76	54.00	-10.24	H
15540.00	27.14	32.65	20.03	34.85	44.97	54.00	-9.03	H

Test mode:	IEEE 802.11n(HT20)	Test channel:	Mid CH
------------	--------------------	---------------	--------

Peak value:

Frequency (MHz)	Read Level (dBuV)	Antenna Factor (dB/m)	Cable Loss (dB)	Preamp Factor (dB)	Level (dBuV/m)	Limit Line (dBuV/m)	Over Limit (dB)	Pol.
10400.00	40.15	32.44	17.18	33.91	55.86	68.20	-12.34	V
15600.00	40.06	32.78	20.12	34.86	58.10	68.20	-10.10	V
10400.00	39.81	32.44	17.18	33.91	55.52	68.20	-12.68	H
15600.00	39.90	32.78	20.12	34.86	57.94	68.20	-10.26	H

Average value:

Frequency (MHz)	Read Level (dBuV)	Antenna Factor (dB/m)	Cable Loss (dB)	Preamp Factor (dB)	Level (dBuV/m)	Limit Line (dBuV/m)	Over Limit (dB)	Pol.
10400.00	29.35	32.44	17.18	33.91	45.06	54.00	-8.94	V
15600.00	27.06	32.78	20.12	34.86	45.10	54.00	-8.90	V
10400.00	28.07	32.44	17.18	33.91	43.78	54.00	-10.22	H
15600.00	28.37	32.78	20.12	34.86	46.41	54.00	-7.59	H

Test mode:	IEEE 802.11n(HT20)	Test channel:	High CH
------------	--------------------	---------------	---------

Peak value:

Frequency (MHz)	Read Level (dBuV)	Antenna Factor (dB/m)	Cable Loss (dB)	Preamp Factor (dB)	Level (dBuV/m)	Limit Line (dBuV/m)	Over Limit (dB)	Pol.
10480.00	39.45	32.59	18.02	33.92	56.14	68.20	-12.06	V
15720.00	39.31	32.87	20.15	34.88	57.45	68.20	-10.75	V
10480.00	41.20	32.59	18.02	33.92	57.89	68.20	-10.31	H
15720.00	41.10	32.87	20.15	34.88	59.24	68.20	-8.96	H

Average value:

Frequency (MHz)	Read Level (dBuV)	Antenna Factor (dB/m)	Cable Loss (dB)	Preamp Factor (dB)	Level (dBuV/m)	Limit Line (dBuV/m)	Over Limit (dB)	Pol.
10480.00	29.81	32.59	18.02	33.92	46.50	54.00	-7.50	V
15720.00	28.11	32.87	20.15	34.88	46.25	54.00	-7.75	V
10480.00	27.92	32.59	18.02	33.92	44.61	54.00	-9.39	H
15720.00	28.81	32.87	20.15	34.88	46.95	54.00	-7.05	H

Test mode:	IEEE 802.11ac(HT20)	Test channel:	Low CH
------------	---------------------	---------------	--------

Peak value:

Frequency (MHz)	Read Level (dBuV)	Antenna Factor (dB/m)	Cable Loss (dB)	Preamp Factor (dB)	Level (dBuV/m)	Limit Line (dBuV/m)	Over Limit (dB)	Pol.
10360.00	41.13	31.98	17.08	33.91	56.28	68.20	-11.92	V
15540.00	40.73	32.65	20.03	34.85	58.56	68.20	-9.64	V
10360.00	39.95	31.98	17.08	33.91	55.10	68.20	-13.10	H
15540.00	41.79	32.65	20.03	34.85	59.62	68.20	-8.58	H

Average value:

Frequency (MHz)	Read Level (dBuV)	Antenna Factor (dB/m)	Cable Loss (dB)	Preamp Factor (dB)	Level (dBuV/m)	Limit Line (dBuV/m)	Over Limit (dB)	Pol.
10360.00	28.07	31.98	17.08	33.91	43.22	54.00	-10.78	V
15540.00	29.13	32.65	20.03	34.85	46.96	54.00	-7.04	V
10360.00	29.03	31.98	17.08	33.91	44.18	54.00	-9.82	H
15540.00	28.65	32.65	20.03	34.85	46.48	54.00	-7.52	H

Test mode:	IEEE 802.11ac(HT20)	Test channel:	Mid CH
------------	---------------------	---------------	--------

Peak value:

Frequency (MHz)	Read Level (dBuV)	Antenna Factor (dB/m)	Cable Loss (dB)	Preamp Factor (dB)	Level (dBuV/m)	Limit Line (dBuV/m)	Over Limit (dB)	Pol.
10400.00	41.18	32.44	17.18	33.91	56.89	68.20	-11.31	V
15600.00	39.31	32.78	20.12	34.86	57.35	68.20	-10.85	V
10400.00	41.10	32.44	17.18	33.91	56.81	68.20	-11.39	H
15600.00	39.24	32.78	20.12	34.86	57.28	68.20	-10.92	H

Average value:

Frequency (MHz)	Read Level (dBuV)	Antenna Factor (dB/m)	Cable Loss (dB)	Preamp Factor (dB)	Level (dBuV/m)	Limit Line (dBuV/m)	Over Limit (dB)	Pol.
10400.00	29.63	32.44	17.18	33.91	45.34	54.00	-8.66	V
15600.00	28.25	32.78	20.12	34.86	46.29	54.00	-7.71	V
10400.00	28.78	32.44	17.18	33.91	44.49	54.00	-9.51	H
15600.00	28.39	32.78	20.12	34.86	46.43	54.00	-7.57	H

Test mode:	IEEE 802.11ac(HT20)	Test channel:	High CH
------------	---------------------	---------------	---------

Peak value:

Frequency (MHz)	Read Level (dBuV)	Antenna Factor (dB/m)	Cable Loss (dB)	Preamp Factor (dB)	Level (dBuV/m)	Limit Line (dBuV/m)	Over Limit (dB)	Pol.
10480.00	40.39	32.59	18.02	33.92	57.08	68.20	-11.12	V
15720.00	39.51	32.87	20.15	34.88	57.65	68.20	-10.55	V
10480.00	39.50	32.59	18.02	33.92	56.19	68.20	-12.01	H
15720.00	41.85	32.87	20.15	34.88	59.99	68.20	-8.21	H

Average value:

Frequency (MHz)	Read Level (dBuV)	Antenna Factor (dB/m)	Cable Loss (dB)	Preamp Factor (dB)	Level (dBuV/m)	Limit Line (dBuV/m)	Over Limit (dB)	Pol.
10480.00	27.15	32.59	18.02	33.92	43.84	54.00	-10.16	V
15720.00	28.25	32.87	20.15	34.88	46.39	54.00	-7.61	V
10480.00	28.89	32.59	18.02	33.92	45.58	54.00	-8.42	H
15720.00	27.32	32.87	20.15	34.88	45.46	54.00	-8.54	H

Test mode:	IEEE 802.11n(HT40)	Test channel:	Low CH
------------	--------------------	---------------	--------

Peak value:

Frequency (MHz)	Read Level (dBuV)	Antenna Factor (dB/m)	Cable Loss (dB)	Preamp Factor (dB)	Level (dBuV/m)	Limit Line (dBuV/m)	Over Limit (dB)	Pol.
10380.00	40.28	31.98	17.08	33.91	55.43	68.20	-12.77	V
15570.00	40.35	32.65	20.03	34.85	58.18	68.20	-10.02	V
10380.00	41.99	31.98	17.08	33.91	57.14	68.20	-11.06	H
15570.00	39.46	32.65	20.03	34.85	57.29	68.20	-10.91	H

Average value:

Frequency (MHz)	Read Level (dBuV)	Antenna Factor (dB/m)	Cable Loss (dB)	Preamp Factor (dB)	Level (dBuV/m)	Limit Line (dBuV/m)	Over Limit (dB)	Pol.
10380.00	29.64	31.98	17.08	33.91	44.79	54.00	-9.21	V
15570.00	29.21	32.65	20.03	34.85	47.04	54.00	-6.96	V
10380.00	28.49	31.98	17.08	33.91	43.64	54.00	-10.36	H
15570.00	28.52	32.65	20.03	34.85	46.35	54.00	-7.65	H

Test mode:	IEEE 802.11n(HT40)	Test channel:	High CH
------------	--------------------	---------------	---------

Peak value:

Frequency (MHz)	Read Level (dBuV)	Antenna Factor (dB/m)	Cable Loss (dB)	Preamp Factor (dB)	Level (dBuV/m)	Limit Line (dBuV/m)	Over Limit (dB)	Pol.
10460.00	39.98	32.59	18.02	33.92	56.67	68.20	-11.53	V
15690.00	41.56	32.87	20.15	34.88	59.70	68.20	-8.50	V
10460.00	40.35	32.59	18.02	33.92	57.04	68.20	-11.16	H
15690.00	41.18	32.87	20.15	34.88	59.32	68.20	-8.88	H

Average value:

Frequency (MHz)	Read Level (dBuV)	Antenna Factor (dB/m)	Cable Loss (dB)	Preamp Factor (dB)	Level (dBuV/m)	Limit Line (dBuV/m)	Over Limit (dB)	Pol.
10460.00	27.26	32.59	18.02	33.92	43.95	54.00	-10.05	V
15690.00	27.23	32.87	20.15	34.88	45.37	54.00	-8.63	V
10460.00	28.14	32.59	18.02	33.92	44.83	54.00	-9.17	H
15690.00	27.85	32.78	20.12	34.86	45.89	54.00	-8.11	H

Test mode:	IEEE 802.11ac(HT40)	Test channel:	Low CH
------------	---------------------	---------------	--------

Peak value:

Frequency (MHz)	Read Level (dBuV)	Antenna Factor (dB/m)	Cable Loss (dB)	Preamp Factor (dB)	Level (dBuV/m)	Limit Line (dBuV/m)	Over Limit (dB)	Pol.
10380.00	39.43	31.98	17.08	33.91	54.58	68.20	-13.62	V
15570.00	40.12	32.65	20.03	34.85	57.95	68.20	-10.25	V
10380.00	41.35	31.98	17.08	33.91	56.50	68.20	-11.70	H
15570.00	40.72	32.65	20.03	34.85	58.55	68.20	-9.65	H

Average value:

Frequency (MHz)	Read Level (dBuV)	Antenna Factor (dB/m)	Cable Loss (dB)	Preamp Factor (dB)	Level (dBuV/m)	Limit Line (dBuV/m)	Over Limit (dB)	Pol.
10380.00	28.12	31.98	17.08	33.91	43.27	54.00	-10.73	V
15570.00	29.30	32.65	20.03	34.85	47.13	54.00	-6.87	V
10380.00	28.31	31.98	17.08	33.91	43.46	54.00	-10.54	H
15570.00	28.90	32.65	20.03	34.85	46.73	54.00	-7.27	H

Test mode:	IEEE 802.11ac(HT40)	Test channel:	High CH
------------	---------------------	---------------	---------

Peak value:

Frequency (MHz)	Read Level (dBuV)	Antenna Factor (dB/m)	Cable Loss (dB)	Preamp Factor (dB)	Level (dBuV/m)	Limit Line (dBuV/m)	Over Limit (dB)	Pol.
10460.00	40.67	32.59	18.02	33.92	57.36	68.20	-10.84	V
15690.00	40.96	32.87	20.15	34.88	59.10	68.20	-9.10	V
10460.00	39.02	32.59	18.02	33.92	55.71	68.20	-12.49	H
15690.00	39.15	32.87	20.15	34.88	57.29	68.20	-10.91	H

Average value:

Frequency (MHz)	Read Level (dBuV)	Antenna Factor (dB/m)	Cable Loss (dB)	Preamp Factor (dB)	Level (dBuV/m)	Limit Line (dBuV/m)	Over Limit (dB)	Pol.
10460.00	29.33	32.59	18.02	33.92	46.02	54.00	-7.98	V
15690.00	27.64	32.87	20.15	34.88	45.78	54.00	-8.22	V
10460.00	27.66	32.59	18.02	33.92	44.35	54.00	-9.65	H
15690.00	29.08	32.78	20.12	34.86	47.12	54.00	-6.88	H

Test mode:	IEEE 802.11ac(HT80)	Test channel:	
------------	---------------------	---------------	--

Peak value:

Frequency (MHz)	Read Level (dBuV)	Antenna Factor (dB/m)	Cable Loss (dB)	Preamp Factor (dB)	Level (dBuV/m)	Limit Line (dBuV/m)	Over Limit (dB)	Pol.
10420.00	40.38	32.44	17.18	33.91	56.09	68.20	-12.11	V
15630.00	41.54	32.78	20.12	34.86	59.58	68.20	-8.62	V
10420.00	39.73	32.44	17.18	33.91	55.44	68.20	-12.76	H
15630.00	39.99	32.78	20.12	34.86	58.03	68.20	-10.17	H

Average value:

Frequency (MHz)	Read Level (dBuV)	Antenna Factor (dB/m)	Cable Loss (dB)	Preamp Factor (dB)	Level (dBuV/m)	Limit Line (dBuV/m)	Over Limit (dB)	Pol.
10420.00	27.78	32.44	17.18	33.91	43.49	54.00	-10.51	V
15630.00	28.74	32.78	20.12	34.86	46.78	54.00	-7.22	V
10420.00	27.56	32.44	17.18	33.91	43.27	54.00	-10.73	H
15630.00	28.42	32.78	20.12	34.86	46.46	54.00	-7.54	H

Note:

1. Final Level =Receiver Read level + Antenna Factor + Cable Loss–Preamplifier Factor

Radiated Band Edge:

Test Mode: 802.11a								
Peak Value								
Frequency (MHz)	Read Level (dBuV)	Antenna Factor (dB/m)	Cable Loss (dB)	Preamp Factor (dB)	Level (dBuV/m)	Limit (dBuV/m)	Over Limit (dB)	Pol.
5150.00	47.35	28.65	13.58	31.04	58.54	74.00	-15.46	H
5350.00	48.92	29.16	14.68	31.96	60.80	74.00	-13.20	H
5150.00	46.81	28.65	13.58	31.04	58.00	74.00	-16.00	V
5350.00	48.36	29.16	14.68	31.96	60.24	74.00	-13.76	V
Average Value								
Frequency (MHz)	Read Level (dBuV)	Antenna Factor (dB/m)	Cable Loss (dB)	Preamp Factor (dB)	Level (dBuV/m)	Limit (dBuV/m)	Over Limit (dB)	Pol.
5150.00	33.31	28.65	13.58	31.04	44.50	54.00	-9.50	H
5350.00	33.84	29.16	14.68	31.96	45.72	54.00	-8.28	H
5150.00	32.43	28.65	13.58	31.04	43.62	54.00	-10.38	V
5350.00	33.47	29.16	14.68	31.96	45.35	54.00	-8.65	V

Test Mode: 802.11n20								
Peak Value								
Frequency (MHz)	Read Level (dBuV)	Antenna Factor (dB/m)	Cable Loss (dB)	Preamp Factor (dB)	Level (dBuV/m)	Limit (dBuV/m)	Over Limit (dB)	Pol.
5150.00	46.35	28.65	13.58	31.04	57.54	74.00	-16.46	H
5350.00	45.67	29.16	14.68	31.96	57.55	74.00	-16.45	H
5150.00	48.71	28.65	13.58	31.04	59.90	74.00	-14.10	V
5350.00	46.21	29.16	14.68	31.96	58.09	74.00	-15.91	V
Average Value								
Frequency (MHz)	Read Level (dBuV)	Antenna Factor (dB/m)	Cable Loss (dB)	Preamp Factor (dB)	Level (dBuV/m)	Limit (dBuV/m)	Over Limit (dB)	Pol.
5150.00	32.70	28.65	13.58	31.04	43.89	54.00	-10.11	H
5350.00	32.84	29.16	14.68	31.96	44.72	54.00	-9.28	H
5150.00	34.87	28.65	13.58	31.04	46.06	54.00	-7.94	V
5350.00	33.80	29.16	14.68	31.96	45.68	54.00	-8.32	V

Test Mode: 802.11ac20								
Peak Value								
Frequency (MHz)	Read Level (dBuV)	Antenna Factor (dB/m)	Cable Loss (dB)	Preamp Factor (dB)	Level (dBuV/m)	Limit (dBuV/m)	Over Limit (dB)	Pol.
5150.00	45.23	28.65	13.58	31.04	56.42	74.00	-17.58	H
5350.00	46.12	29.16	14.68	31.96	58.00	74.00	-16.00	H
5150.00	48.72	28.65	13.58	31.04	59.91	74.00	-14.09	V
5350.00	48.31	29.16	14.68	31.96	60.19	74.00	-13.81	V
Average Value								
Frequency (MHz)	Read Level (dBuV)	Antenna Factor (dB/m)	Cable Loss (dB)	Preamp Factor (dB)	Level (dBuV/m)	Limit (dBuV/m)	Over Limit (dB)	Pol.
5150.00	33.23	28.65	13.58	31.04	44.42	54.00	-9.58	H
5350.00	33.93	29.16	14.68	31.96	45.81	54.00	-8.19	H
5150.00	34.31	28.65	13.58	31.04	45.50	54.00	-8.50	V
5350.00	33.05	29.16	14.68	31.96	44.93	54.00	-9.07	V

Test Mode: 802.11n40								
Peak Value								
Frequency (MHz)	Read Level (dBuV)	Antenna Factor (dB/m)	Cable Loss (dB)	Preamp Factor (dB)	Level (dBuV/m)	Limit (dBuV/m)	Over Limit (dB)	Pol.
5150.00	45.88	28.65	13.58	31.04	57.07	74.00	-16.93	H
5350.00	47.23	29.16	14.68	31.96	59.11	74.00	-14.89	H
5150.00	45.27	28.65	13.58	31.04	56.46	74.00	-17.54	V
5350.00	46.38	29.16	14.68	31.96	58.26	74.00	-15.74	V
Average Value								
Frequency (MHz)	Read Level (dBuV)	Antenna Factor (dB/m)	Cable Loss (dB)	Preamp Factor (dB)	Level (dBuV/m)	Limit (dBuV/m)	Over Limit (dB)	Pol.
5150.00	34.58	28.65	13.58	31.04	45.77	54.00	-8.23	H
5350.00	32.90	29.16	14.68	31.96	44.78	54.00	-9.22	H
5150.00	32.23	28.65	13.58	31.04	43.42	54.00	-10.58	V
5350.00	34.86	29.16	14.68	31.96	46.74	54.00	-7.26	V

Test Mode: 802.11ac40								
Peak Value								
Frequency (MHz)	Read Level (dBuV)	Antenna Factor (dB/m)	Cable Loss (dB)	Preamp Factor (dB)	Level (dBuV/m)	Limit (dBuV/m)	Over Limit (dB)	Pol.
5150.00	48.70	28.65	13.58	31.04	59.89	74.00	-14.11	H
5350.00	48.71	29.16	14.68	31.96	60.59	74.00	-13.41	H
5150.00	47.56	28.65	13.58	31.04	58.75	74.00	-15.25	V
5350.00	47.62	29.16	14.68	31.96	59.50	74.00	-14.50	V
Average Value								
Frequency (MHz)	Read Level (dBuV)	Antenna Factor (dB/m)	Cable Loss (dB)	Preamp Factor (dB)	Level (dBuV/m)	Limit (dBuV/m)	Over Limit (dB)	Pol.
5150.00	34.40	28.65	13.58	31.04	45.59	54.00	-8.41	H
5350.00	33.89	29.16	14.68	31.96	45.77	54.00	-8.23	H
5150.00	34.83	28.65	13.58	31.04	46.02	54.00	-7.98	V
5350.00	32.51	29.16	14.68	31.96	44.39	54.00	-9.61	V

Test Mode: 802.11ac80								
Peak Value								
Frequency (MHz)	Read Level (dBuV)	Antenna Factor (dB/m)	Cable Loss (dB)	Preamp Factor (dB)	Level (dBuV/m)	Limit (dBuV/m)	Over Limit (dB)	Pol.
5150.00	47.82	28.65	13.58	31.04	59.01	74.00	-14.99	H
5350.00	46.12	29.16	14.68	31.96	58.00	74.00	-16.00	H
5150.00	48.68	28.65	13.58	31.04	59.87	74.00	-14.13	V
5350.00	48.83	29.16	14.68	31.96	60.71	74.00	-13.29	V
Average Value								
Frequency (MHz)	Read Level (dBuV)	Antenna Factor (dB/m)	Cable Loss (dB)	Preamp Factor (dB)	Level (dBuV/m)	Limit (dBuV/m)	Over Limit (dB)	Pol.
5150.00	32.34	28.65	13.58	31.04	43.53	54.00	-10.47	H
5350.00	34.43	29.16	14.68	31.96	46.31	54.00	-7.69	H
5150.00	34.66	28.65	13.58	31.04	45.85	54.00	-8.15	V
5350.00	34.94	29.16	14.68	31.96	46.82	54.00	-7.18	V

For conducted test:



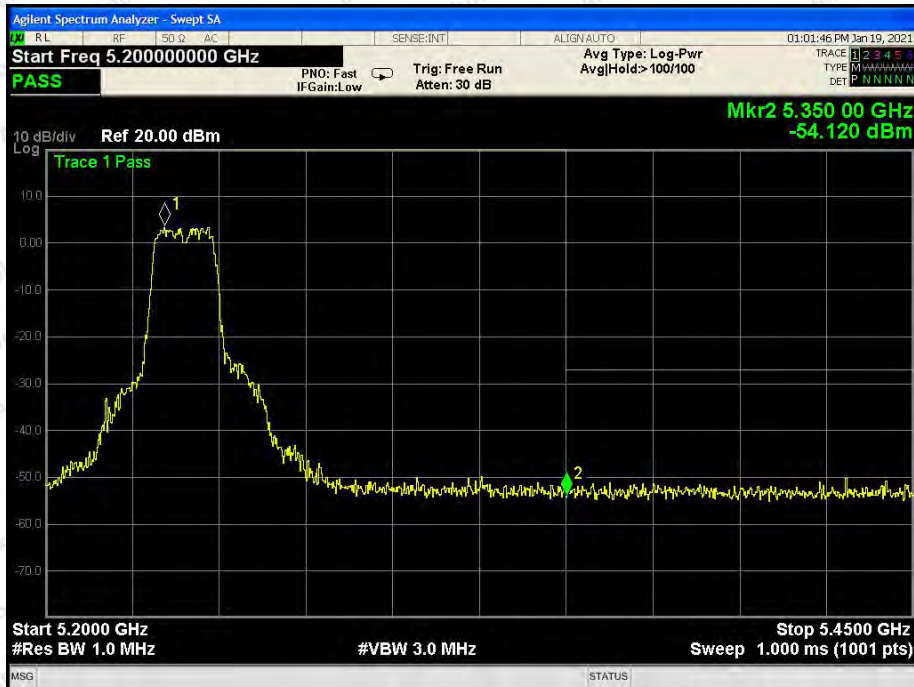
802.11a: Band Edge, Left Side



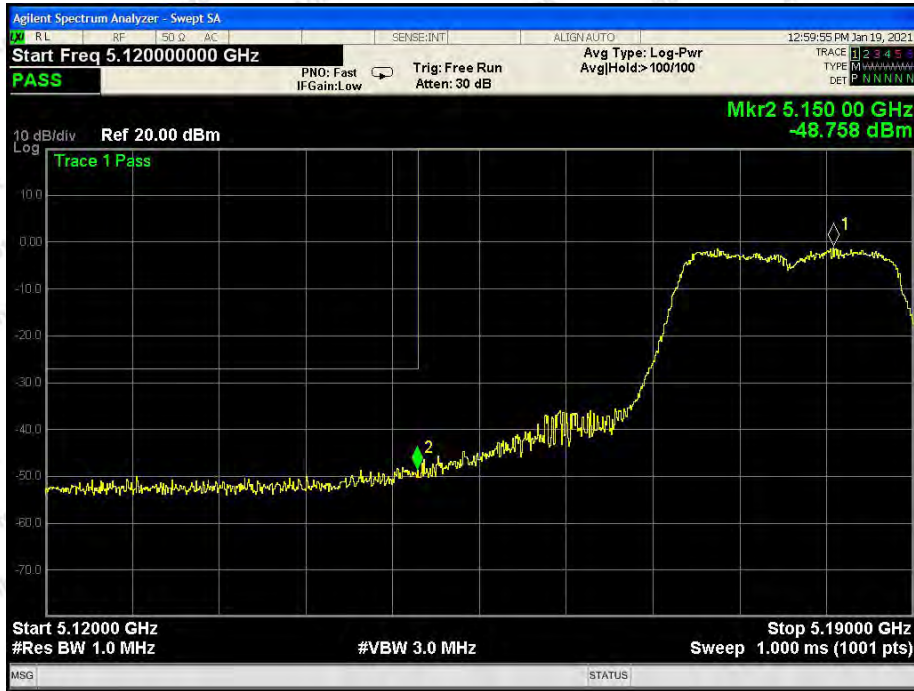
802.11a: Band Edge, Right Side



802.11n(20): Band Edge, Left Side



802.11n(20): Band Edge, Right Side



802.11ac(20): Band Edge, Left Side



802.11ac(20): Band Edge, Right Side



802.11n(40): Band Edge, Left Side



802.11n(40): Band Edge, Right Side



802.11ac(40): Band Edge, Left Side



802.11ac(40): Band Edge, Right Side



802.11ac(80): Band Edge



802.11ac(80): Band Edge

Test Results (Above 1000MHz)

ANT B:

Test mode:	IEEE 802.11a	Test channel:	Low CH
------------	--------------	---------------	--------

Peak value:

Frequency (MHz)	Read Level (dBuV)	Antenna Factor (dB/m)	Cable Loss (dB)	Preamp Factor (dB)	Level (dBuV/m)	Limit Line (dBuV/m)	Over Limit (dB)	Pol.
10360.00	40.25	31.98	17.08	33.91	55.40	68.20	-12.80	V
15540.00	40.30	32.65	20.03	34.85	58.13	68.20	-10.07	V
10360.00	40.93	31.98	17.08	33.91	56.08	68.20	-12.12	H
15540.00	39.83	32.65	20.03	34.85	57.66	68.20	-10.54	H

Average value:

Frequency (MHz)	Read Level (dBuV)	Antenna Factor (dB/m)	Cable Loss (dB)	Preamp Factor (dB)	Level (dBuV/m)	Limit Line (dBuV/m)	Over Limit (dB)	Pol.
10360.00	29.10	31.98	17.08	33.91	44.25	54.00	-9.75	V
15540.00	28.31	32.65	20.03	34.85	46.14	54.00	-7.86	V
10360.00	28.88	31.98	17.08	33.91	44.03	54.00	-9.97	H
15540.00	28.52	32.65	20.03	34.85	46.35	54.00	-7.65	H

Test mode:	IEEE 802.11a	Test channel:	Mid CH
------------	--------------	---------------	--------

Peak value:

Frequency (MHz)	Read Level (dBuV)	Antenna Factor (dB/m)	Cable Loss (dB)	Preamp Factor (dB)	Level (dBuV/m)	Limit Line (dBuV/m)	Over Limit (dB)	Pol.
10400.00	39.02	32.44	17.18	33.91	54.73	68.20	-13.47	V
15600.00	40.10	32.78	20.12	34.86	58.14	68.20	-10.06	V
10400.00	41.15	32.44	17.18	33.91	56.86	68.20	-11.34	H
15600.00	41.59	32.78	20.12	34.86	59.63	68.20	-8.57	H

Average value:

Frequency (MHz)	Read Level (dBuV)	Antenna Factor (dB/m)	Cable Loss (dB)	Preamp Factor (dB)	Level (dBuV/m)	Limit Line (dBuV/m)	Over Limit (dB)	Pol.
10400.00	29.48	32.44	17.18	33.91	45.19	54.00	-8.81	V
15600.00	29.67	32.78	20.12	34.86	47.71	54.00	-6.29	V
10400.00	28.57	32.44	17.18	33.91	44.28	54.00	-9.72	H
15600.00	28.74	32.78	20.12	34.86	46.78	54.00	-7.22	H

Test mode:	IEEE 802.11a	Test channel:	High CH
------------	--------------	---------------	---------

Peak value:

Frequency (MHz)	Read Level (dBuV)	Antenna Factor (dB/m)	Cable Loss (dB)	Preamp Factor (dB)	Level (dBuV/m)	Limit Line (dBuV/m)	Over Limit (dB)	Pol.
10480.00	39.53	32.59	18.02	33.92	56.22	68.20	-11.98	V
15720.00	39.40	32.87	20.15	34.88	57.54	68.20	-10.66	V
10480.00	41.24	32.59	18.02	33.92	57.93	68.20	-10.27	H
15720.00	39.63	32.87	20.15	34.88	57.77	68.20	-10.43	H

Average value:

Frequency (MHz)	Read Level (dBuV)	Antenna Factor (dB/m)	Cable Loss (dB)	Preamp Factor (dB)	Level (dBuV/m)	Limit Line (dBuV/m)	Over Limit (dB)	Pol.
10480.00	29.33	32.59	18.02	33.92	46.02	54.00	-7.98	V
15720.00	29.24	32.87	20.15	34.88	47.38	54.00	-6.62	V
10480.00	27.70	32.59	18.02	33.92	44.39	54.00	-9.61	H
15720.00	27.20	32.87	20.15	34.88	45.34	54.00	-8.66	H

Test mode:	IEEE 802.11n(HT20)	Test channel:	Low CH
------------	--------------------	---------------	--------

Peak value:

Frequency (MHz)	Read Level (dBuV)	Antenna Factor (dB/m)	Cable Loss (dB)	Preamp Factor (dB)	Level (dBuV/m)	Limit Line (dBuV/m)	Over Limit (dB)	Pol.
10360.00	41.74	31.98	17.08	33.91	56.89	68.20	-11.31	V
15540.00	41.08	32.65	20.03	34.85	58.91	68.20	-9.29	V
10360.00	39.32	31.98	17.08	33.91	54.47	68.20	-13.73	H
15540.00	40.81	32.65	20.03	34.85	58.64	68.20	-9.56	H

Average value:

Frequency (MHz)	Read Level (dBuV)	Antenna Factor (dB/m)	Cable Loss (dB)	Preamp Factor (dB)	Level (dBuV/m)	Limit Line (dBuV/m)	Over Limit (dB)	Pol.
10360.00	27.05	31.98	17.08	33.91	42.20	54.00	-11.80	V
15540.00	29.87	32.65	20.03	34.85	47.70	54.00	-6.30	V
10360.00	27.94	31.98	17.08	33.91	43.09	54.00	-10.91	H
15540.00	27.21	32.65	20.03	34.85	45.04	54.00	-8.96	H

Test mode:	IEEE 802.11n(HT20)	Test channel:	Mid CH
------------	--------------------	---------------	--------

Peak value:

Frequency (MHz)	Read Level (dBuV)	Antenna Factor (dB/m)	Cable Loss (dB)	Preamp Factor (dB)	Level (dBuV/m)	Limit Line (dBuV/m)	Over Limit (dB)	Pol.
10400.00	41.28	32.44	17.18	33.91	56.99	68.20	-11.21	V
15600.00	39.26	32.78	20.12	34.86	57.30	68.20	-10.90	V
10400.00	39.84	32.44	17.18	33.91	55.55	68.20	-12.65	H
15600.00	39.21	32.78	20.12	34.86	57.25	68.20	-10.95	H

Average value:

Frequency (MHz)	Read Level (dBuV)	Antenna Factor (dB/m)	Cable Loss (dB)	Preamp Factor (dB)	Level (dBuV/m)	Limit Line (dBuV/m)	Over Limit (dB)	Pol.
10400.00	28.34	32.44	17.18	33.91	44.05	54.00	-9.95	V
15600.00	29.96	32.78	20.12	34.86	48.00	54.00	-6.00	V
10400.00	28.15	32.44	17.18	33.91	43.86	54.00	-10.14	H
15600.00	27.30	32.78	20.12	34.86	45.34	54.00	-8.66	H

Test mode:	IEEE 802.11n(HT20)	Test channel:	High CH
------------	--------------------	---------------	---------

Peak value:

Frequency (MHz)	Read Level (dBuV)	Antenna Factor (dB/m)	Cable Loss (dB)	Preamp Factor (dB)	Level (dBuV/m)	Limit Line (dBuV/m)	Over Limit (dB)	Pol.
10480.00	39.24	32.59	18.02	33.92	55.93	68.20	-12.27	V
15720.00	41.43	32.87	20.15	34.88	59.57	68.20	-8.63	V
10480.00	41.08	32.59	18.02	33.92	57.77	68.20	-10.43	H
15720.00	41.48	32.87	20.15	34.88	59.62	68.20	-8.58	H

Average value:

Frequency (MHz)	Read Level (dBuV)	Antenna Factor (dB/m)	Cable Loss (dB)	Preamp Factor (dB)	Level (dBuV/m)	Limit Line (dBuV/m)	Over Limit (dB)	Pol.
10480.00	29.88	32.59	18.02	33.92	46.57	54.00	-7.43	V
15720.00	27.03	32.87	20.15	34.88	45.17	54.00	-8.83	V
10480.00	28.97	32.59	18.02	33.92	45.66	54.00	-8.34	H
15720.00	27.30	32.87	20.15	34.88	45.44	54.00	-8.56	H

Test mode:	IEEE 802.11ac(HT20)	Test channel:	Low CH
------------	---------------------	---------------	--------

Peak value:

Frequency (MHz)	Read Level (dBuV)	Antenna Factor (dB/m)	Cable Loss (dB)	Preamp Factor (dB)	Level (dBuV/m)	Limit Line (dBuV/m)	Over Limit (dB)	Pol.
10360.00	40.53	31.98	17.08	33.91	55.68	68.20	-12.52	V
15540.00	41.03	32.65	20.03	34.85	58.86	68.20	-9.34	V
10360.00	41.79	31.98	17.08	33.91	56.94	68.20	-11.26	H
15540.00	40.68	32.65	20.03	34.85	58.51	68.20	-9.69	H

Average value:

Frequency (MHz)	Read Level (dBuV)	Antenna Factor (dB/m)	Cable Loss (dB)	Preamp Factor (dB)	Level (dBuV/m)	Limit Line (dBuV/m)	Over Limit (dB)	Pol.
10360.00	28.24	31.98	17.08	33.91	43.39	54.00	-10.61	V
15540.00	29.70	32.65	20.03	34.85	47.53	54.00	-6.47	V
10360.00	29.90	31.98	17.08	33.91	45.05	54.00	-8.95	H
15540.00	29.84	32.65	20.03	34.85	47.67	54.00	-6.33	H

Test mode:	IEEE 802.11ac(HT20)	Test channel:	Mid CH
------------	---------------------	---------------	--------

Peak value:

Frequency (MHz)	Read Level (dBuV)	Antenna Factor (dB/m)	Cable Loss (dB)	Preamp Factor (dB)	Level (dBuV/m)	Limit Line (dBuV/m)	Over Limit (dB)	Pol.
10400.00	41.71	32.44	17.18	33.91	57.42	68.20	-10.78	V
15600.00	41.17	32.78	20.12	34.86	59.21	68.20	-8.99	V
10400.00	39.38	32.44	17.18	33.91	55.09	68.20	-13.11	H
15600.00	40.15	32.78	20.12	34.86	58.19	68.20	-10.01	H

Average value:

Frequency (MHz)	Read Level (dBuV)	Antenna Factor (dB/m)	Cable Loss (dB)	Preamp Factor (dB)	Level (dBuV/m)	Limit Line (dBuV/m)	Over Limit (dB)	Pol.
10400.00	28.59	32.44	17.18	33.91	44.30	54.00	-9.70	V
15600.00	29.68	32.78	20.12	34.86	47.72	54.00	-6.28	V
10400.00	29.42	32.44	17.18	33.91	45.13	54.00	-8.87	H
15600.00	29.15	32.78	20.12	34.86	47.19	54.00	-6.81	H

Test mode:	IEEE 802.11ac(HT20)	Test channel:	High CH
------------	---------------------	---------------	---------

Peak value:

Frequency (MHz)	Read Level (dBuV)	Antenna Factor (dB/m)	Cable Loss (dB)	Preamp Factor (dB)	Level (dBuV/m)	Limit Line (dBuV/m)	Over Limit (dB)	Pol.
10480.00	40.38	32.59	18.02	33.92	57.07	68.20	-11.13	V
15720.00	39.77	32.87	20.15	34.88	57.91	68.20	-10.29	V
10480.00	39.61	32.59	18.02	33.92	56.30	68.20	-11.90	H
15720.00	39.10	32.87	20.15	34.88	57.24	68.20	-10.96	H

Average value:

Frequency (MHz)	Read Level (dBuV)	Antenna Factor (dB/m)	Cable Loss (dB)	Preamp Factor (dB)	Level (dBuV/m)	Limit Line (dBuV/m)	Over Limit (dB)	Pol.
10480.00	28.23	32.59	18.02	33.92	44.92	54.00	-9.08	V
15720.00	28.66	32.87	20.15	34.88	46.80	54.00	-7.20	V
10480.00	28.96	32.59	18.02	33.92	45.65	54.00	-8.35	H
15720.00	29.60	32.87	20.15	34.88	47.74	54.00	-6.26	H

Test mode:	IEEE 802.11n(HT40)	Test channel:	Low CH
------------	--------------------	---------------	--------

Peak value:

Frequency (MHz)	Read Level (dBuV)	Antenna Factor (dB/m)	Cable Loss (dB)	Preamp Factor (dB)	Level (dBuV/m)	Limit Line (dBuV/m)	Over Limit (dB)	Pol.
10380.00	41.05	31.98	17.08	33.91	56.20	68.20	-12.00	V
15570.00	41.80	32.65	20.03	34.85	59.63	68.20	-8.57	V
10380.00	40.48	31.98	17.08	33.91	55.63	68.20	-12.57	H
15570.00	40.92	32.65	20.03	34.85	58.75	68.20	-9.45	H

Average value:

Frequency (MHz)	Read Level (dBuV)	Antenna Factor (dB/m)	Cable Loss (dB)	Preamp Factor (dB)	Level (dBuV/m)	Limit Line (dBuV/m)	Over Limit (dB)	Pol.
10380.00	29.61	31.98	17.08	33.91	44.76	54.00	-9.24	V
15570.00	28.53	32.65	20.03	34.85	46.36	54.00	-7.64	V
10380.00	29.38	31.98	17.08	33.91	44.53	54.00	-9.47	H
15570.00	27.01	32.65	20.03	34.85	44.84	54.00	-9.16	H

Test mode:	IEEE 802.11n(HT40)	Test channel:	High CH
------------	--------------------	---------------	---------

Peak value:

Frequency (MHz)	Read Level (dBuV)	Antenna Factor (dB/m)	Cable Loss (dB)	Preamp Factor (dB)	Level (dBuV/m)	Limit Line (dBuV/m)	Over Limit (dB)	Pol.
10460.00	39.41	32.59	18.02	33.92	56.10	68.20	-12.10	V
15690.00	41.39	32.87	20.15	34.88	59.53	68.20	-8.67	V
10460.00	40.77	32.59	18.02	33.92	57.46	68.20	-10.74	H
15690.00	39.01	32.87	20.15	34.88	57.15	68.20	-11.05	H

Average value:

Frequency (MHz)	Read Level (dBuV)	Antenna Factor (dB/m)	Cable Loss (dB)	Preamp Factor (dB)	Level (dBuV/m)	Limit Line (dBuV/m)	Over Limit (dB)	Pol.
10460.00	27.77	32.59	18.02	33.92	44.46	54.00	-9.54	V
15690.00	27.18	32.87	20.15	34.88	45.32	54.00	-8.68	V
10460.00	28.71	32.59	18.02	33.92	45.40	54.00	-8.60	H
15690.00	29.92	32.78	20.12	34.86	47.96	54.00	-6.04	H

Test mode:	IEEE 802.11ac(HT40)	Test channel:	Low CH
------------	---------------------	---------------	--------

Peak value:

Frequency (MHz)	Read Level (dBuV)	Antenna Factor (dB/m)	Cable Loss (dB)	Preamp Factor (dB)	Level (dBuV/m)	Limit Line (dBuV/m)	Over Limit (dB)	Pol.
10380.00	39.67	31.98	17.08	33.91	54.82	68.20	-13.38	V
15570.00	40.11	32.65	20.03	34.85	57.94	68.20	-10.26	V
10380.00	39.72	31.98	17.08	33.91	54.87	68.20	-13.33	H
15570.00	41.03	32.65	20.03	34.85	58.86	68.20	-9.34	H

Average value:

Frequency (MHz)	Read Level (dBuV)	Antenna Factor (dB/m)	Cable Loss (dB)	Preamp Factor (dB)	Level (dBuV/m)	Limit Line (dBuV/m)	Over Limit (dB)	Pol.
10380.00	29.60	31.98	17.08	33.91	44.75	54.00	-9.25	V
15570.00	27.58	32.65	20.03	34.85	45.41	54.00	-8.59	V
10380.00	29.00	31.98	17.08	33.91	44.15	54.00	-9.85	H
15570.00	28.72	32.65	20.03	34.85	46.55	54.00	-7.45	H

Test mode:	IEEE 802.11ac(HT40)	Test channel:	High CH
------------	---------------------	---------------	---------

Peak value:

Frequency (MHz)	Read Level (dBuV)	Antenna Factor (dB/m)	Cable Loss (dB)	Preamp Factor (dB)	Level (dBuV/m)	Limit Line (dBuV/m)	Over Limit (dB)	Pol.
10460.00	41.97	32.59	18.02	33.92	58.66	68.20	-9.54	V
15690.00	41.22	32.87	20.15	34.88	59.36	68.20	-8.84	V
10460.00	41.97	32.59	18.02	33.92	58.66	68.20	-9.54	H
15690.00	41.45	32.87	20.15	34.88	59.59	68.20	-8.61	H

Average value:

Frequency (MHz)	Read Level (dBuV)	Antenna Factor (dB/m)	Cable Loss (dB)	Preamp Factor (dB)	Level (dBuV/m)	Limit Line (dBuV/m)	Over Limit (dB)	Pol.
10460.00	28.33	32.59	18.02	33.92	45.02	54.00	-8.98	V
15690.00	27.53	32.87	20.15	34.88	45.67	54.00	-8.33	V
10460.00	28.29	32.59	18.02	33.92	44.98	54.00	-9.02	H
15690.00	27.55	32.78	20.12	34.86	45.59	54.00	-8.41	H

Test mode:	IEEE 802.11ac(HT80)	Test channel:	
------------	---------------------	---------------	--

Peak value:

Frequency (MHz)	Read Level (dBuV)	Antenna Factor (dB/m)	Cable Loss (dB)	Preamp Factor (dB)	Level (dBuV/m)	Limit Line (dBuV/m)	Over Limit (dB)	Pol.
10420.00	41.90	32.44	17.18	33.91	57.61	68.20	-10.59	V
15630.00	41.11	32.78	20.12	34.86	59.15	68.20	-9.05	V
10420.00	41.55	32.44	17.18	33.91	57.26	68.20	-10.94	H
15630.00	41.45	32.78	20.12	34.86	59.49	68.20	-8.71	H

Average value:

Frequency (MHz)	Read Level (dBuV)	Antenna Factor (dB/m)	Cable Loss (dB)	Preamp Factor (dB)	Level (dBuV/m)	Limit Line (dBuV/m)	Over Limit (dB)	Pol.
10420.00	29.81	32.44	17.18	33.91	45.52	54.00	-8.48	V
15630.00	27.45	32.78	20.12	34.86	45.49	54.00	-8.51	V
10420.00	28.52	32.44	17.18	33.91	44.23	54.00	-9.77	H
15630.00	29.77	32.78	20.12	34.86	47.81	54.00	-6.19	H

Note:

1. Final Level =Receiver Read level + Antenna Factor + Cable Loss–Preamplifier Factor

Radiated Band Edge:

Test Mode: 802.11a								
Peak Value								
Frequency (MHz)	Read Level (dBuV)	Antenna Factor (dB/m)	Cable Loss (dB)	Preamp Factor (dB)	Level (dBuV/m)	Limit (dBuV/m)	Over Limit (dB)	Pol.
5150.00	45.00	28.65	13.58	31.04	56.19	74.00	-17.81	H
5350.00	48.71	29.16	14.68	31.96	60.59	74.00	-13.41	H
5150.00	45.46	28.65	13.58	31.04	56.65	74.00	-17.35	V
5350.00	46.11	29.16	14.68	31.96	57.99	74.00	-16.01	V
Average Value								
Frequency (MHz)	Read Level (dBuV)	Antenna Factor (dB/m)	Cable Loss (dB)	Preamp Factor (dB)	Level (dBuV/m)	Limit (dBuV/m)	Over Limit (dB)	Pol.
5150.00	33.56	28.65	13.58	31.04	44.75	54.00	-9.25	H
5350.00	34.06	29.16	14.68	31.96	45.94	54.00	-8.06	H
5150.00	34.52	28.65	13.58	31.04	45.71	54.00	-8.29	V
5350.00	33.99	29.16	14.68	31.96	45.87	54.00	-8.13	V

Test Mode: 802.11n20								
Peak Value								
Frequency (MHz)	Read Level (dBuV)	Antenna Factor (dB/m)	Cable Loss (dB)	Preamp Factor (dB)	Level (dBuV/m)	Limit (dBuV/m)	Over Limit (dB)	Pol.
5150.00	46.52	28.65	13.58	31.04	57.71	74.00	-16.29	H
5350.00	45.88	29.16	14.68	31.96	57.76	74.00	-16.24	H
5150.00	47.34	28.65	13.58	31.04	58.53	74.00	-15.47	V
5350.00	45.43	29.16	14.68	31.96	57.31	74.00	-16.69	V
Average Value								
Frequency (MHz)	Read Level (dBuV)	Antenna Factor (dB/m)	Cable Loss (dB)	Preamp Factor (dB)	Level (dBuV/m)	Limit (dBuV/m)	Over Limit (dB)	Pol.
5150.00	33.69	28.65	13.58	31.04	44.88	54.00	-9.12	H
5350.00	33.92	29.16	14.68	31.96	45.80	54.00	-8.20	H
5150.00	32.06	28.65	13.58	31.04	43.25	54.00	-10.75	V
5350.00	32.55	29.16	14.68	31.96	44.43	54.00	-9.57	V

Test Mode: 802.11ac20								
Peak Value								
Frequency (MHz)	Read Level (dBuV)	Antenna Factor (dB/m)	Cable Loss (dB)	Preamp Factor (dB)	Level (dBuV/m)	Limit (dBuV/m)	Over Limit (dB)	Pol.
5150.00	45.17	28.65	13.58	31.04	56.36	74.00	-17.64	H
5350.00	45.57	29.16	14.68	31.96	57.45	74.00	-16.55	H
5150.00	46.07	28.65	13.58	31.04	57.26	74.00	-16.74	V
5350.00	47.75	29.16	14.68	31.96	59.63	74.00	-14.37	V
Average Value								
Frequency (MHz)	Read Level (dBuV)	Antenna Factor (dB/m)	Cable Loss (dB)	Preamp Factor (dB)	Level (dBuV/m)	Limit (dBuV/m)	Over Limit (dB)	Pol.
5150.00	34.44	28.65	13.58	31.04	45.63	54.00	-8.37	H
5350.00	34.09	29.16	14.68	31.96	45.97	54.00	-8.03	H
5150.00	32.95	28.65	13.58	31.04	44.14	54.00	-9.86	V
5350.00	32.03	29.16	14.68	31.96	43.91	54.00	-10.09	V

Test Mode: 802.11n40								
Peak Value								
Frequency (MHz)	Read Level (dBuV)	Antenna Factor (dB/m)	Cable Loss (dB)	Preamp Factor (dB)	Level (dBuV/m)	Limit (dBuV/m)	Over Limit (dB)	Pol.
5150.00	45.80	28.65	13.58	31.04	56.99	74.00	-17.01	H
5350.00	48.66	29.16	14.68	31.96	60.54	74.00	-13.46	H
5150.00	46.03	28.65	13.58	31.04	57.22	74.00	-16.78	V
5350.00	45.31	29.16	14.68	31.96	57.19	74.00	-16.81	V
Average Value								
Frequency (MHz)	Read Level (dBuV)	Antenna Factor (dB/m)	Cable Loss (dB)	Preamp Factor (dB)	Level (dBuV/m)	Limit (dBuV/m)	Over Limit (dB)	Pol.
5150.00	33.17	28.65	13.58	31.04	44.36	54.00	-9.64	H
5350.00	32.77	29.16	14.68	31.96	44.65	54.00	-9.35	H
5150.00	33.01	28.65	13.58	31.04	44.20	54.00	-9.80	V
5350.00	33.32	29.16	14.68	31.96	45.20	54.00	-8.80	V

Test Mode: 802.11ac40								
Peak Value								
Frequency (MHz)	Read Level (dBuV)	Antenna Factor (dB/m)	Cable Loss (dB)	Preamp Factor (dB)	Level (dBuV/m)	Limit (dBuV/m)	Over Limit (dB)	Pol.
5150.00	48.94	28.65	13.58	31.04	60.13	74.00	-13.87	H
5350.00	46.44	29.16	14.68	31.96	58.32	74.00	-15.68	H
5150.00	46.45	28.65	13.58	31.04	57.64	74.00	-16.36	V
5350.00	45.30	29.16	14.68	31.96	57.18	74.00	-16.82	V
Average Value								
Frequency (MHz)	Read Level (dBuV)	Antenna Factor (dB/m)	Cable Loss (dB)	Preamp Factor (dB)	Level (dBuV/m)	Limit (dBuV/m)	Over Limit (dB)	Pol.
5150.00	34.07	28.65	13.58	31.04	45.26	54.00	-8.74	H
5350.00	34.41	29.16	14.68	31.96	46.29	54.00	-7.71	H
5150.00	32.94	28.65	13.58	31.04	44.13	54.00	-9.87	V
5350.00	33.08	29.16	14.68	31.96	44.96	54.00	-9.04	V

Test Mode: 802.11ac80								
Peak Value								
Frequency (MHz)	Read Level (dBuV)	Antenna Factor (dB/m)	Cable Loss (dB)	Preamp Factor (dB)	Level (dBuV/m)	Limit (dBuV/m)	Over Limit (dB)	Pol.
5150.00	46.28	28.65	13.58	31.04	57.47	74.00	-16.53	H
5350.00	46.86	29.16	14.68	31.96	58.74	74.00	-15.26	H
5150.00	48.86	28.65	13.58	31.04	60.05	74.00	-13.95	V
5350.00	45.77	29.16	14.68	31.96	57.65	74.00	-16.35	V
Average Value								
Frequency (MHz)	Read Level (dBuV)	Antenna Factor (dB/m)	Cable Loss (dB)	Preamp Factor (dB)	Level (dBuV/m)	Limit (dBuV/m)	Over Limit (dB)	Pol.
5150.00	34.08	28.65	13.58	31.04	45.27	54.00	-8.73	H
5350.00	33.68	29.16	14.68	31.96	45.56	54.00	-8.44	H
5150.00	34.25	28.65	13.58	31.04	45.44	54.00	-8.56	V
5350.00	34.53	29.16	14.68	31.96	46.41	54.00	-7.59	V

For conducted test:



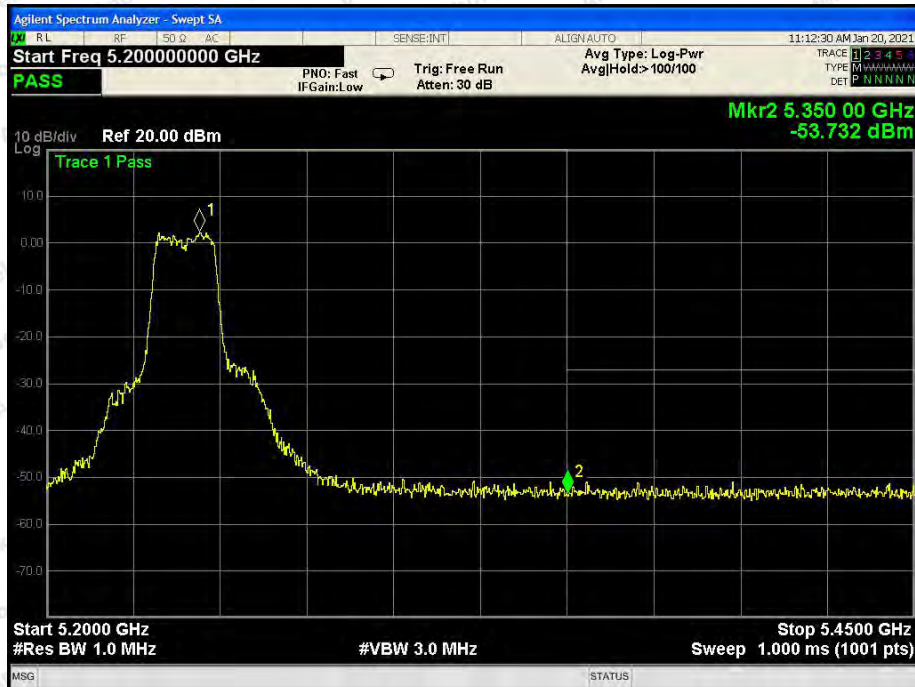
802.11a: Band Edge, Left Side



802.11a: Band Edge, Right Side



802.11n(20): Band Edge, Left Side



802.11n(20): Band Edge, Right Side



802.11ac(20): Band Edge, Left Side



802.11ac(20): Band Edge, Right Side



802.11n(40): Band Edge, Left Side



802.11n(40): Band Edge, Right Side



802.11ac(40): Band Edge, Left Side



802.11ac(40): Band Edge, Right Side



802.11ac(80): Band Edge



802.11ac(80): Band Edge

Test Results (Above 1000MHz)

ANT A+B:

Test mode:	IEEE 802.11a	Test channel:	Low CH
------------	--------------	---------------	--------

Peak value:

Frequency (MHz)	Read Level (dBuV)	Antenna Factor (dB/m)	Cable Loss (dB)	Preamp Factor (dB)	Level (dBuV/m)	Limit Line (dBuV/m)	Over Limit (dB)	Pol.
10360.00	41.35	31.98	17.08	33.91	56.50	68.20	-11.70	V
15540.00	42.01	32.65	20.03	34.85	59.84	68.20	-8.36	V
10360.00	40.08	31.98	17.08	33.91	55.23	68.20	-12.97	H
15540.00	42.19	32.65	20.03	34.85	60.02	68.20	-8.18	H

Average value:

Frequency (MHz)	Read Level (dBuV)	Antenna Factor (dB/m)	Cable Loss (dB)	Preamp Factor (dB)	Level (dBuV/m)	Limit Line (dBuV/m)	Over Limit (dB)	Pol.
10360.00	29.22	31.98	17.08	33.91	44.37	54.00	-9.63	V
15540.00	30.38	32.65	20.03	34.85	48.21	54.00	-5.79	V
10360.00	29.40	31.98	17.08	33.91	44.55	54.00	-9.45	H
15540.00	30.54	32.65	20.03	34.85	48.37	54.00	-5.63	H

Test mode:	IEEE 802.11a	Test channel:	Mid CH
------------	--------------	---------------	--------

Peak value:

Frequency (MHz)	Read Level (dBuV)	Antenna Factor (dB/m)	Cable Loss (dB)	Preamp Factor (dB)	Level (dBuV/m)	Limit Line (dBuV/m)	Over Limit (dB)	Pol.
10400.00	42.82	32.44	17.18	33.91	58.53	68.20	-9.67	V
15600.00	41.12	32.78	20.12	34.86	59.16	68.20	-9.04	V
10400.00	41.90	32.44	17.18	33.91	57.61	68.20	-10.59	H
15600.00	42.27	32.78	20.12	34.86	60.31	68.20	-7.89	H

Average value:

Frequency (MHz)	Read Level (dBuV)	Antenna Factor (dB/m)	Cable Loss (dB)	Preamp Factor (dB)	Level (dBuV/m)	Limit Line (dBuV/m)	Over Limit (dB)	Pol.
10400.00	29.79	32.44	17.18	33.91	45.50	54.00	-8.50	V
15600.00	29.15	32.78	20.12	34.86	47.19	54.00	-6.81	V
10400.00	30.71	32.44	17.18	33.91	46.42	54.00	-7.58	H
15600.00	28.08	32.78	20.12	34.86	46.12	54.00	-7.88	H

Test mode:	IEEE 802.11a	Test channel:	High CH
------------	--------------	---------------	---------

Peak value:

Frequency (MHz)	Read Level (dBuV)	Antenna Factor (dB/m)	Cable Loss (dB)	Preamp Factor (dB)	Level (dBuV/m)	Limit Line (dBuV/m)	Over Limit (dB)	Pol.
10480.00	40.96	32.59	18.02	33.92	57.65	68.20	-10.55	V
15720.00	41.14	32.87	20.15	34.88	59.28	68.20	-8.92	V
10480.00	42.63	32.59	18.02	33.92	59.32	68.20	-8.88	H
15720.00	41.27	32.87	20.15	34.88	59.41	68.20	-8.79	H

Average value:

Frequency (MHz)	Read Level (dBuV)	Antenna Factor (dB/m)	Cable Loss (dB)	Preamp Factor (dB)	Level (dBuV/m)	Limit Line (dBuV/m)	Over Limit (dB)	Pol.
10480.00	28.27	32.59	18.02	33.92	44.96	54.00	-9.04	V
15720.00	29.86	32.87	20.15	34.88	48.00	54.00	-6.00	V
10480.00	28.55	32.59	18.02	33.92	45.24	54.00	-8.76	H
15720.00	28.35	32.87	20.15	34.88	46.49	54.00	-7.51	H

Test mode:	IEEE 802.11n(HT20)	Test channel:	Low CH
------------	--------------------	---------------	--------

Peak value:

Frequency (MHz)	Read Level (dBuV)	Antenna Factor (dB/m)	Cable Loss (dB)	Preamp Factor (dB)	Level (dBuV/m)	Limit Line (dBuV/m)	Over Limit (dB)	Pol.
10360.00	40.28	31.98	17.08	33.91	55.43	68.20	-12.77	V
15540.00	42.77	32.65	20.03	34.85	60.60	68.20	-7.60	V
10360.00	41.28	31.98	17.08	33.91	56.43	68.20	-11.77	H
15540.00	43.00	32.65	20.03	34.85	60.83	68.20	-7.37	H

Average value:

Frequency (MHz)	Read Level (dBuV)	Antenna Factor (dB/m)	Cable Loss (dB)	Preamp Factor (dB)	Level (dBuV/m)	Limit Line (dBuV/m)	Over Limit (dB)	Pol.
10360.00	30.57	31.98	17.08	33.91	45.72	54.00	-8.28	V
15540.00	29.02	32.65	20.03	34.85	46.85	54.00	-7.15	V
10360.00	29.11	31.98	17.08	33.91	44.26	54.00	-9.74	H
15540.00	28.68	32.65	20.03	34.85	46.51	54.00	-7.49	H

Test mode:	IEEE 802.11n(HT20)	Test channel:	Mid CH
------------	--------------------	---------------	--------

Peak value:

Frequency (MHz)	Read Level (dBuV)	Antenna Factor (dB/m)	Cable Loss (dB)	Preamp Factor (dB)	Level (dBuV/m)	Limit Line (dBuV/m)	Over Limit (dB)	Pol.
10400.00	42.79	32.44	17.18	33.91	58.50	68.20	-9.70	V
15600.00	41.32	32.78	20.12	34.86	59.36	68.20	-8.84	V
10400.00	40.53	32.44	17.18	33.91	56.24	68.20	-11.96	H
15600.00	40.72	32.78	20.12	34.86	58.76	68.20	-9.44	H

Average value:

Frequency (MHz)	Read Level (dBuV)	Antenna Factor (dB/m)	Cable Loss (dB)	Preamp Factor (dB)	Level (dBuV/m)	Limit Line (dBuV/m)	Over Limit (dB)	Pol.
10400.00	28.24	32.44	17.18	33.91	43.95	54.00	-10.05	V
15600.00	28.33	32.78	20.12	34.86	46.37	54.00	-7.63	V
10400.00	30.75	32.44	17.18	33.91	46.46	54.00	-7.54	H
15600.00	30.87	32.78	20.12	34.86	48.91	54.00	-5.09	H

Test mode:	IEEE 802.11n(HT20)	Test channel:	High CH
------------	--------------------	---------------	---------

Peak value:

Frequency (MHz)	Read Level (dBuV)	Antenna Factor (dB/m)	Cable Loss (dB)	Preamp Factor (dB)	Level (dBuV/m)	Limit Line (dBuV/m)	Over Limit (dB)	Pol.
10480.00	40.99	32.59	18.02	33.92	57.68	68.20	-10.52	V
15720.00	42.66	32.87	20.15	34.88	60.80	68.20	-7.40	V
10480.00	40.81	32.59	18.02	33.92	57.50	68.20	-10.70	H
15720.00	41.88	32.87	20.15	34.88	60.02	68.20	-8.18	H

Average value:

Frequency (MHz)	Read Level (dBuV)	Antenna Factor (dB/m)	Cable Loss (dB)	Preamp Factor (dB)	Level (dBuV/m)	Limit Line (dBuV/m)	Over Limit (dB)	Pol.
10480.00	30.01	32.59	18.02	33.92	46.70	54.00	-7.30	V
15720.00	28.62	32.87	20.15	34.88	46.76	54.00	-7.24	V
10480.00	28.30	32.59	18.02	33.92	44.99	54.00	-9.01	H
15720.00	30.10	32.87	20.15	34.88	48.24	54.00	-5.76	H

Test mode:	IEEE 802.11ac(HT20)	Test channel:	Low CH
------------	---------------------	---------------	--------

Peak value:

Frequency (MHz)	Read Level (dBuV)	Antenna Factor (dB/m)	Cable Loss (dB)	Preamp Factor (dB)	Level (dBuV/m)	Limit Line (dBuV/m)	Over Limit (dB)	Pol.
10360.00	42.97	31.98	17.08	33.91	58.12	68.20	-10.08	V
15540.00	42.14	32.65	20.03	34.85	59.97	68.20	-8.23	V
10360.00	41.72	31.98	17.08	33.91	56.87	68.20	-11.33	H
15540.00	40.43	32.65	20.03	34.85	58.26	68.20	-9.94	H

Average value:

Frequency (MHz)	Read Level (dBuV)	Antenna Factor (dB/m)	Cable Loss (dB)	Preamp Factor (dB)	Level (dBuV/m)	Limit Line (dBuV/m)	Over Limit (dB)	Pol.
10360.00	30.36	31.98	17.08	33.91	45.51	54.00	-8.49	V
15540.00	30.52	32.65	20.03	34.85	48.35	54.00	-5.65	V
10360.00	29.12	31.98	17.08	33.91	44.27	54.00	-9.73	H
15540.00	30.65	32.65	20.03	34.85	48.48	54.00	-5.52	H

Test mode:	IEEE 802.11ac(HT20)	Test channel:	Mid CH
------------	---------------------	---------------	--------

Peak value:

Frequency (MHz)	Read Level (dBuV)	Antenna Factor (dB/m)	Cable Loss (dB)	Preamp Factor (dB)	Level (dBuV/m)	Limit Line (dBuV/m)	Over Limit (dB)	Pol.
10400.00	41.83	32.44	17.18	33.91	57.54	68.20	-10.66	V
15600.00	40.66	32.78	20.12	34.86	58.70	68.20	-9.50	V
10400.00	40.26	32.44	17.18	33.91	55.97	68.20	-12.23	H
15600.00	40.23	32.78	20.12	34.86	58.27	68.20	-9.93	H

Average value:

Frequency (MHz)	Read Level (dBuV)	Antenna Factor (dB/m)	Cable Loss (dB)	Preamp Factor (dB)	Level (dBuV/m)	Limit Line (dBuV/m)	Over Limit (dB)	Pol.
10400.00	28.16	32.44	17.18	33.91	43.87	54.00	-10.13	V
15600.00	29.06	32.78	20.12	34.86	47.10	54.00	-6.90	V
10400.00	28.22	32.44	17.18	33.91	43.93	54.00	-10.07	H
15600.00	30.06	32.78	20.12	34.86	48.10	54.00	-5.90	H

Test mode:	IEEE 802.11ac(HT20)	Test channel:	High CH
------------	---------------------	---------------	---------

Peak value:

Frequency (MHz)	Read Level (dBuV)	Antenna Factor (dB/m)	Cable Loss (dB)	Preamp Factor (dB)	Level (dBuV/m)	Limit Line (dBuV/m)	Over Limit (dB)	Pol.
10480.00	40.94	32.59	18.02	33.92	57.63	68.20	-10.57	V
15720.00	40.45	32.87	20.15	34.88	58.59	68.20	-9.61	V
10480.00	40.18	32.59	18.02	33.92	56.87	68.20	-11.33	H
15720.00	42.67	32.87	20.15	34.88	60.81	68.20	-7.39	H

Average value:

Frequency (MHz)	Read Level (dBuV)	Antenna Factor (dB/m)	Cable Loss (dB)	Preamp Factor (dB)	Level (dBuV/m)	Limit Line (dBuV/m)	Over Limit (dB)	Pol.
10480.00	30.65	32.59	18.02	33.92	47.34	54.00	-6.66	V
15720.00	30.19	32.87	20.15	34.88	48.33	54.00	-5.67	V
10480.00	29.68	32.59	18.02	33.92	46.37	54.00	-7.63	H
15720.00	28.25	32.87	20.15	34.88	46.39	54.00	-7.61	H

Test mode:	IEEE 802.11n(HT40)	Test channel:	Low CH
------------	--------------------	---------------	--------

Peak value:

Frequency (MHz)	Read Level (dBuV)	Antenna Factor (dB/m)	Cable Loss (dB)	Preamp Factor (dB)	Level (dBuV/m)	Limit Line (dBuV/m)	Over Limit (dB)	Pol.
10380.00	40.12	31.98	17.08	33.91	55.27	68.20	-12.93	V
15570.00	42.06	32.65	20.03	34.85	59.89	68.20	-8.31	V
10380.00	42.38	31.98	17.08	33.91	57.53	68.20	-10.67	H
15570.00	40.47	32.65	20.03	34.85	58.30	68.20	-9.90	H

Average value:

Frequency (MHz)	Read Level (dBuV)	Antenna Factor (dB/m)	Cable Loss (dB)	Preamp Factor (dB)	Level (dBuV/m)	Limit Line (dBuV/m)	Over Limit (dB)	Pol.
10380.00	30.40	31.98	17.08	33.91	45.55	54.00	-8.45	V
15570.00	29.90	32.65	20.03	34.85	47.73	54.00	-6.27	V
10380.00	30.83	31.98	17.08	33.91	45.98	54.00	-8.02	H
15570.00	29.41	32.65	20.03	34.85	47.24	54.00	-6.76	H

Test mode:	IEEE 802.11n(HT40)	Test channel:	High CH
------------	--------------------	---------------	---------

Peak value:

Frequency (MHz)	Read Level (dBuV)	Antenna Factor (dB/m)	Cable Loss (dB)	Preamp Factor (dB)	Level (dBuV/m)	Limit Line (dBuV/m)	Over Limit (dB)	Pol.
10460.00	40.38	32.59	18.02	33.92	57.07	68.20	-11.13	V
15690.00	41.83	32.87	20.15	34.88	59.97	68.20	-8.23	V
10460.00	40.90	32.59	18.02	33.92	57.59	68.20	-10.61	H
15690.00	41.86	32.87	20.15	34.88	60.00	68.20	-8.20	H

Average value:

Frequency (MHz)	Read Level (dBuV)	Antenna Factor (dB/m)	Cable Loss (dB)	Preamp Factor (dB)	Level (dBuV/m)	Limit Line (dBuV/m)	Over Limit (dB)	Pol.
10460.00	28.68	32.59	18.02	33.92	45.37	54.00	-8.63	V
15690.00	29.52	32.87	20.15	34.88	47.66	54.00	-6.34	V
10460.00	28.84	32.59	18.02	33.92	45.53	54.00	-8.47	H
15690.00	28.34	32.78	20.12	34.86	46.38	54.00	-7.62	H

Test mode:	IEEE 802.11ac(HT40)	Test channel:	Low CH
------------	---------------------	---------------	--------

Peak value:

Frequency (MHz)	Read Level (dBuV)	Antenna Factor (dB/m)	Cable Loss (dB)	Preamp Factor (dB)	Level (dBuV/m)	Limit Line (dBuV/m)	Over Limit (dB)	Pol.
10380.00	40.55	31.98	17.08	33.91	55.70	68.20	-12.50	V
15570.00	42.42	32.65	20.03	34.85	60.25	68.20	-7.95	V
10380.00	42.43	31.98	17.08	33.91	57.58	68.20	-10.62	H
15570.00	42.42	32.65	20.03	34.85	60.25	68.20	-7.95	H

Average value:

Frequency (MHz)	Read Level (dBuV)	Antenna Factor (dB/m)	Cable Loss (dB)	Preamp Factor (dB)	Level (dBuV/m)	Limit Line (dBuV/m)	Over Limit (dB)	Pol.
10380.00	29.15	31.98	17.08	33.91	44.30	54.00	-9.70	V
15570.00	30.74	32.65	20.03	34.85	48.57	54.00	-5.43	V
10380.00	29.16	31.98	17.08	33.91	44.31	54.00	-9.69	H
15570.00	28.68	32.65	20.03	34.85	46.51	54.00	-7.49	H

Test mode:	IEEE 802.11ac(HT40)	Test channel:	High CH
------------	---------------------	---------------	---------

Peak value:

Frequency (MHz)	Read Level (dBuV)	Antenna Factor (dB/m)	Cable Loss (dB)	Preamp Factor (dB)	Level (dBuV/m)	Limit Line (dBuV/m)	Over Limit (dB)	Pol.
10460.00	41.99	32.59	18.02	33.92	58.68	68.20	-9.52	V
15690.00	40.39	32.87	20.15	34.88	58.53	68.20	-9.67	V
10460.00	41.46	32.59	18.02	33.92	58.15	68.20	-10.05	H
15690.00	41.89	32.87	20.15	34.88	60.03	68.20	-8.17	H

Average value:

Frequency (MHz)	Read Level (dBuV)	Antenna Factor (dB/m)	Cable Loss (dB)	Preamp Factor (dB)	Level (dBuV/m)	Limit Line (dBuV/m)	Over Limit (dB)	Pol.
10460.00	30.57	32.59	18.02	33.92	47.26	54.00	-6.74	V
15690.00	28.70	32.87	20.15	34.88	46.84	54.00	-7.16	V
10460.00	30.34	32.59	18.02	33.92	47.03	54.00	-6.97	H
15690.00	30.42	32.78	20.12	34.86	48.46	54.00	-5.54	H

Test mode:	IEEE 802.11ac(HT80)	Test channel:	
------------	---------------------	---------------	--

Peak value:

Frequency (MHz)	Read Level (dBuV)	Antenna Factor (dB/m)	Cable Loss (dB)	Preamp Factor (dB)	Level (dBuV/m)	Limit Line (dBuV/m)	Over Limit (dB)	Pol.
10420.00	40.02	32.44	17.18	33.91	55.73	68.20	-12.47	V
15630.00	41.84	32.78	20.12	34.86	59.88	68.20	-8.32	V
10420.00	41.13	32.44	17.18	33.91	56.84	68.20	-11.36	H
15630.00	41.24	32.78	20.12	34.86	59.28	68.20	-8.92	H

Average value:

Frequency (MHz)	Read Level (dBuV)	Antenna Factor (dB/m)	Cable Loss (dB)	Preamp Factor (dB)	Level (dBuV/m)	Limit Line (dBuV/m)	Over Limit (dB)	Pol.
10420.00	30.95	32.44	17.18	33.91	46.66	54.00	-7.34	V
15630.00	30.66	32.78	20.12	34.86	48.70	54.00	-5.30	V
10420.00	30.13	32.44	17.18	33.91	45.84	54.00	-8.16	H
15630.00	28.29	32.78	20.12	34.86	46.33	54.00	-7.67	H

Note:

1. Final Level =Receiver Read level + Antenna Factor + Cable Loss–Preamplifier Factor

Radiated Band Edge:

Test Mode: 802.11a								
Peak Value								
Frequency (MHz)	Read Level (dBuV)	Antenna Factor (dB/m)	Cable Loss (dB)	Preamp Factor (dB)	Level (dBuV/m)	Limit (dBuV/m)	Over Limit (dB)	Pol.
5150.00	46.53	28.65	13.58	31.04	57.72	74.00	-16.28	H
5350.00	47.78	29.16	14.68	31.96	59.66	74.00	-14.34	H
5150.00	45.64	28.65	13.58	31.04	56.83	74.00	-17.17	V
5350.00	46.85	29.16	14.68	31.96	58.73	74.00	-15.27	V
Average Value								
Frequency (MHz)	Read Level (dBuV)	Antenna Factor (dB/m)	Cable Loss (dB)	Preamp Factor (dB)	Level (dBuV/m)	Limit (dBuV/m)	Over Limit (dB)	Pol.
5150.00	34.51	28.65	13.58	31.04	45.70	54.00	-8.30	H
5350.00	32.24	29.16	14.68	31.96	44.12	54.00	-9.88	H
5150.00	32.36	28.65	13.58	31.04	43.55	54.00	-10.45	V
5350.00	32.37	29.16	14.68	31.96	44.25	54.00	-9.75	V

Test Mode: 802.11n20								
Peak Value								
Frequency (MHz)	Read Level (dBuV)	Antenna Factor (dB/m)	Cable Loss (dB)	Preamp Factor (dB)	Level (dBuV/m)	Limit (dBuV/m)	Over Limit (dB)	Pol.
5150.00	48.35	28.65	13.58	31.04	59.54	74.00	-14.46	H
5350.00	49.00	29.16	14.68	31.96	60.88	74.00	-13.12	H
5150.00	46.75	28.65	13.58	31.04	57.94	74.00	-16.06	V
5350.00	48.08	29.16	14.68	31.96	59.96	74.00	-14.04	V
Average Value								
Frequency (MHz)	Read Level (dBuV)	Antenna Factor (dB/m)	Cable Loss (dB)	Preamp Factor (dB)	Level (dBuV/m)	Limit (dBuV/m)	Over Limit (dB)	Pol.
5150.00	33.17	28.65	13.58	31.04	44.36	54.00	-9.64	H
5350.00	32.31	29.16	14.68	31.96	44.19	54.00	-9.81	H
5150.00	32.63	28.65	13.58	31.04	43.82	54.00	-10.18	V
5350.00	33.46	29.16	14.68	31.96	45.34	54.00	-8.66	V

Test Mode: 802.11ac20								
Peak Value								
Frequency (MHz)	Read Level (dBuV)	Antenna Factor (dB/m)	Cable Loss (dB)	Preamp Factor (dB)	Level (dBuV/m)	Limit (dBuV/m)	Over Limit (dB)	Pol.
5150.00	45.69	28.65	13.58	31.04	56.88	74.00	-17.12	H
5350.00	45.45	29.16	14.68	31.96	57.33	74.00	-16.67	H
5150.00	45.92	28.65	13.58	31.04	57.11	74.00	-16.89	V
5350.00	47.28	29.16	14.68	31.96	59.16	74.00	-14.84	V
Average Value								
Frequency (MHz)	Read Level (dBuV)	Antenna Factor (dB/m)	Cable Loss (dB)	Preamp Factor (dB)	Level (dBuV/m)	Limit (dBuV/m)	Over Limit (dB)	Pol.
5150.00	34.00	28.65	13.58	31.04	45.19	54.00	-8.81	H
5350.00	34.25	29.16	14.68	31.96	46.13	54.00	-7.87	H
5150.00	34.64	28.65	13.58	31.04	45.83	54.00	-8.17	V
5350.00	33.73	29.16	14.68	31.96	45.61	54.00	-8.39	V

Test Mode: 802.11n40								
Peak Value								
Frequency (MHz)	Read Level (dBuV)	Antenna Factor (dB/m)	Cable Loss (dB)	Preamp Factor (dB)	Level (dBuV/m)	Limit (dBuV/m)	Over Limit (dB)	Pol.
5150.00	47.36	28.65	13.58	31.04	58.55	74.00	-15.45	H
5350.00	48.41	29.16	14.68	31.96	60.29	74.00	-13.71	H
5150.00	48.05	28.65	13.58	31.04	59.24	74.00	-14.76	V
5350.00	46.96	29.16	14.68	31.96	58.84	74.00	-15.16	V
Average Value								
Frequency (MHz)	Read Level (dBuV)	Antenna Factor (dB/m)	Cable Loss (dB)	Preamp Factor (dB)	Level (dBuV/m)	Limit (dBuV/m)	Over Limit (dB)	Pol.
5150.00	33.79	28.65	13.58	31.04	44.98	54.00	-9.02	H
5350.00	34.29	29.16	14.68	31.96	46.17	54.00	-7.83	H
5150.00	34.95	28.65	13.58	31.04	46.14	54.00	-7.86	V
5350.00	34.30	29.16	14.68	31.96	46.18	54.00	-7.82	V

Test Mode: 802.11ac40								
Peak Value								
Frequency (MHz)	Read Level (dBuV)	Antenna Factor (dB/m)	Cable Loss (dB)	Preamp Factor (dB)	Level (dBuV/m)	Limit (dBuV/m)	Over Limit (dB)	Pol.
5150.00	45.58	28.65	13.58	31.04	56.77	74.00	-17.23	H
5350.00	48.57	29.16	14.68	31.96	60.45	74.00	-13.55	H
5150.00	46.05	28.65	13.58	31.04	57.24	74.00	-16.76	V
5350.00	45.57	29.16	14.68	31.96	57.45	74.00	-16.55	V
Average Value								
Frequency (MHz)	Read Level (dBuV)	Antenna Factor (dB/m)	Cable Loss (dB)	Preamp Factor (dB)	Level (dBuV/m)	Limit (dBuV/m)	Over Limit (dB)	Pol.
5150.00	34.09	28.65	13.58	31.04	45.28	54.00	-8.72	H
5350.00	32.30	29.16	14.68	31.96	44.18	54.00	-9.82	H
5150.00	32.45	28.65	13.58	31.04	43.64	54.00	-10.36	V
5350.00	32.16	29.16	14.68	31.96	44.04	54.00	-9.96	V


Test Mode: 802.11ac80								
Peak Value								
Frequency (MHz)	Read Level (dBuV)	Antenna Factor (dB/m)	Cable Loss (dB)	Preamp Factor (dB)	Level (dBuV/m)	Limit (dBuV/m)	Over Limit (dB)	Pol.
5150.00	47.70	28.65	13.58	31.04	58.89	74.00	-15.11	H
5350.00	46.13	29.16	14.68	31.96	58.01	74.00	-15.99	H
5150.00	48.59	28.65	13.58	31.04	59.78	74.00	-14.22	V
5350.00	47.12	29.16	14.68	31.96	59.00	74.00	-15.00	V
Average Value								
Frequency (MHz)	Read Level (dBuV)	Antenna Factor (dB/m)	Cable Loss (dB)	Preamp Factor (dB)	Level (dBuV/m)	Limit (dBuV/m)	Over Limit (dB)	Pol.
5150.00	32.41	28.65	13.58	31.04	43.60	54.00	-10.40	H
5350.00	34.02	29.16	14.68	31.96	45.90	54.00	-8.10	H
5150.00	34.27	28.65	13.58	31.04	45.46	54.00	-8.54	V
5350.00	33.58	29.16	14.68	31.96	45.46	54.00	-8.54	V

5. Maximum Peak Output Power Test

5.1. Test Standard and Limit

Test Standard	FCC Part15 C Section 15.407(a)(1)(iv)
Test Limit	24dBm

5.2. Test Setup



5.3. Test Procedure

1. The Transmitter output (antenna port) was connected to the power meter.
2. Turn on the EUT and power meter and then record the power value.
3. Repeat above procedures on all channels needed to be tested.

Note: The cable loss and attenuator loss were offset into measure device as an amplitude offset.

5.4. Test Data

Test Item	:	Max. peak output power
Test Voltage	:	DC 5V from PC
Test Result	:	PASS

Test Mode	:	CH Low ~ CH High
Temperature	:	23°C
Humidity	:	55%RH

ANT A:

Mode	Channel Frequency (MHz)	Peak Power output (dBm)	Correctional Limit (dBm)	Results
802.11a	5180	10.98	24	PASS
	5200	11.45	24	PASS
	5240	11.61	24	PASS
802.11n20	5180	10.29	24	PASS
	5200	10.74	24	PASS
	5240	11.48	24	PASS
802.11ac20	5180	10.24	24	PASS
	5200	10.81	24	PASS
	5240	11.82	24	PASS
802.11n40	5190	11.04	24	PASS
	5230	11.72	24	PASS
802.11ac40	5190	10.38	24	PASS
	5230	11.41	24	PASS
802.11ac80	5210	11.56	24	PASS

Note: The EUT is Belongs to 15.407(a)(1)(iv)

ANT B:

Mode	Channel Frequency (MHz)	Peak Power output (dBm)	Correctional Limit (dBm)	Results
802.11a	5180	11.69	24	PASS
	5200	10.51	24	PASS
	5240	11.28	24	PASS
802.11n20	5180	10.27	24	PASS
	5200	10.27	24	PASS
	5240	11.88	24	PASS
802.11ac20	5180	11.23	24	PASS
	5200	10.77	24	PASS
	5240	11.16	24	PASS
802.11n40	5190	11.11	24	PASS
	5230	10.88	24	PASS
802.11ac40	5190	11.26	24	PASS
	5230	11.98	24	PASS
802.11ac80	5210	10.96	24	PASS

Note: The EUT is Belongs to 15.407(a)(1)(iv)

ANT A+B:

Mode	Channel Frequency (MHz)	Peak Power output (dBm)	Correctional Limit (dBm)	Results
802.11a	5180	14.36	24	PASS
	5200	14.02	24	PASS
	5240	14.46	24	PASS
802.11n20	5180	13.29	24	PASS
	5200	13.52	24	PASS
	5240	14.69	24	PASS
802.11ac20	5180	13.77	24	PASS
	5200	13.80	24	PASS
	5240	14.51	24	PASS
802.11n40	5190	14.09	24	PASS
	5230	14.33	24	PASS
802.11ac40	5190	13.85	24	PASS
	5230	14.71	24	PASS
802.11ac80	5210	14.28	24	PASS

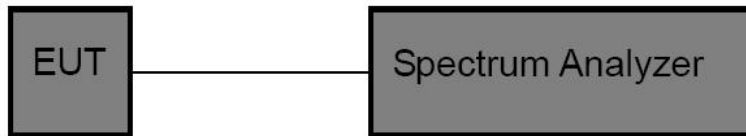
Note: The EUT is Belongs to 15.407(a)(1)(iv)

6. Occupy Bandwidth Test

6.1. Test Standard

Test Standard	FCC Part15 C Section 15.407 (a)(5)
---------------	------------------------------------

6.2. Test Setup



6.3. Test Procedure

1. Place the EUT on the table and set it in the transmitting mode.
2. Remove the antenna from the EUT and then connect a low loss RF cable from the antenna port to the spectrum analyzer.

3. Set the spectrum analyzer as:

26 dB & 99% bandwidth

RBW = approximately 1% of the emission bandwidth;

Set the VBW > RBW;

Detector= Peak

Trace mode= Max hold.

Sweep- auto couple.

6 dB bandwidth

RBW = 100kHz;

Set the video bandwidth (VBW) ≥ 3 RBW;

Detector= Peak

Trace mode= Max hold.

Sweep- auto couple.

4. Measure the maximum width of the emission that is 26dB /6dB down from the maximum of the emission. Compare this with the RBW setting of the analyzer.

5. Repeat until all the rest channels are investigated.

6.4. Test Data

Test Item : 6dB &26dB BW
Test Voltage : DC 5V from PC
Test Result : PASS

Test Mode : CH Low ~ CH High
Temperature : 23℃
Humidity : 55%RH

ANT A:

Mode	Channel Frequency (MHz)	26dB BW(MHz)	99% Bandwidth (MHz)
802.11a	5180	20.34	16.615
	5200	21.38	16.561
	5240	19.76	16.580
802.11n20	5180	21.76	17.698
	5200	21.04	17.742
	5240	20.49	17.621
802.11ac20	5180	21.21	17.666
	5200	21.51	17.678
	5240	20.80	17.602
802.11n40	5190	58.84	37.139
	5230	61.96	36.466
802.11ac40	5190	42.72	36.495
	5230	42.28	36.441
802.11ac80	5210	109.9	77.280

26dB & 99% Bandwidth



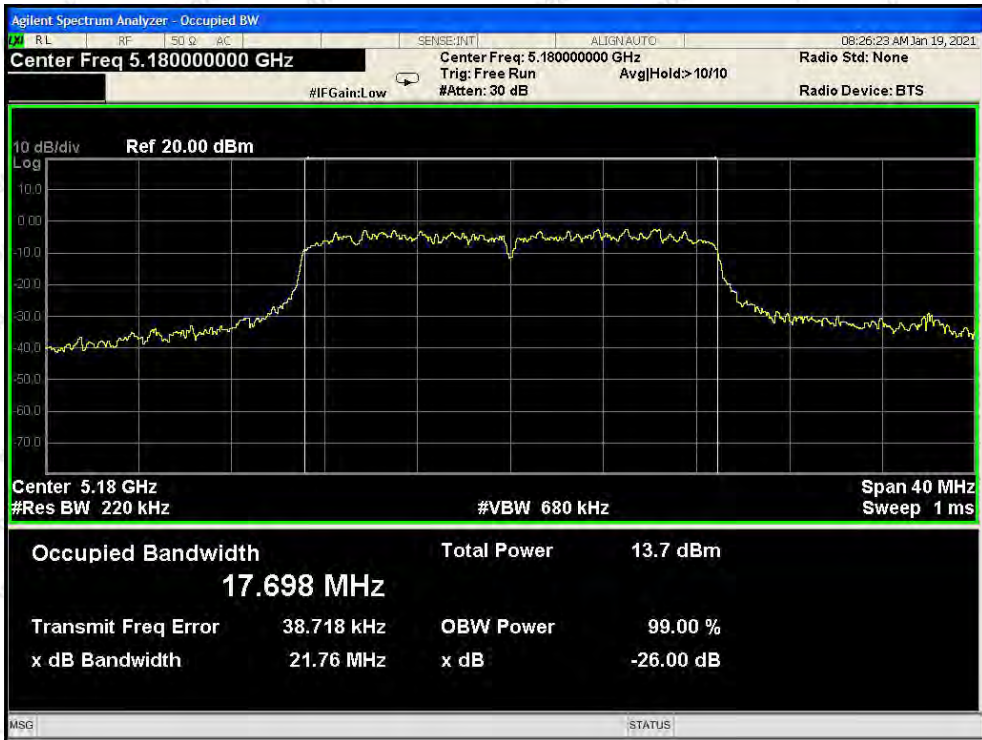
Test Mode: 802.11a--Low



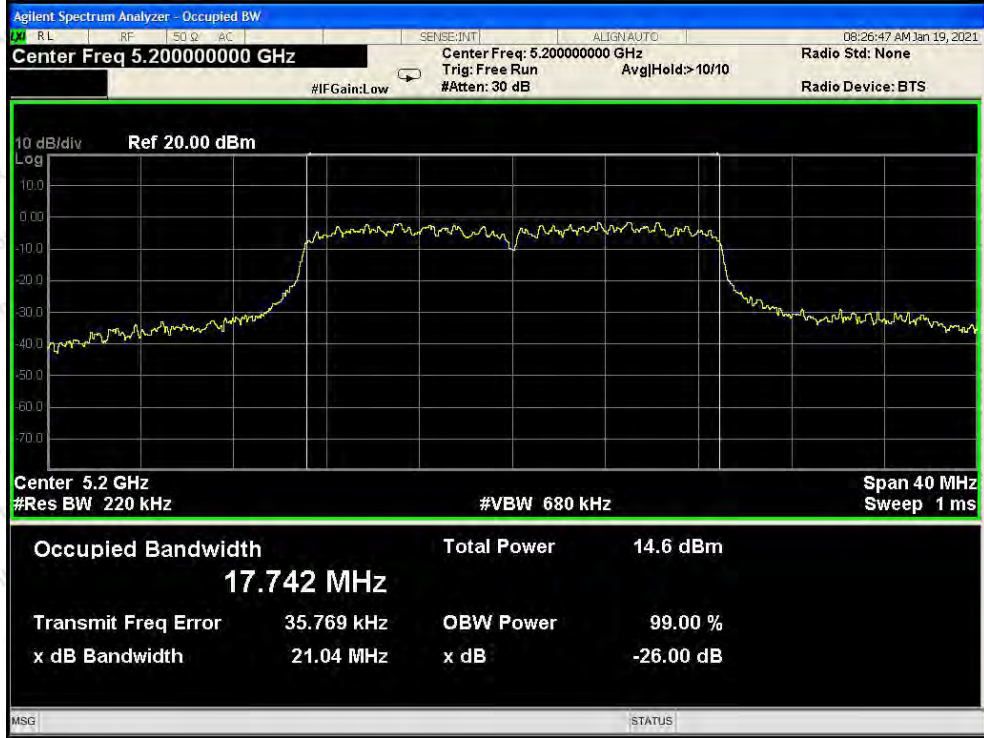
Test Mode: 802.11a---Middle



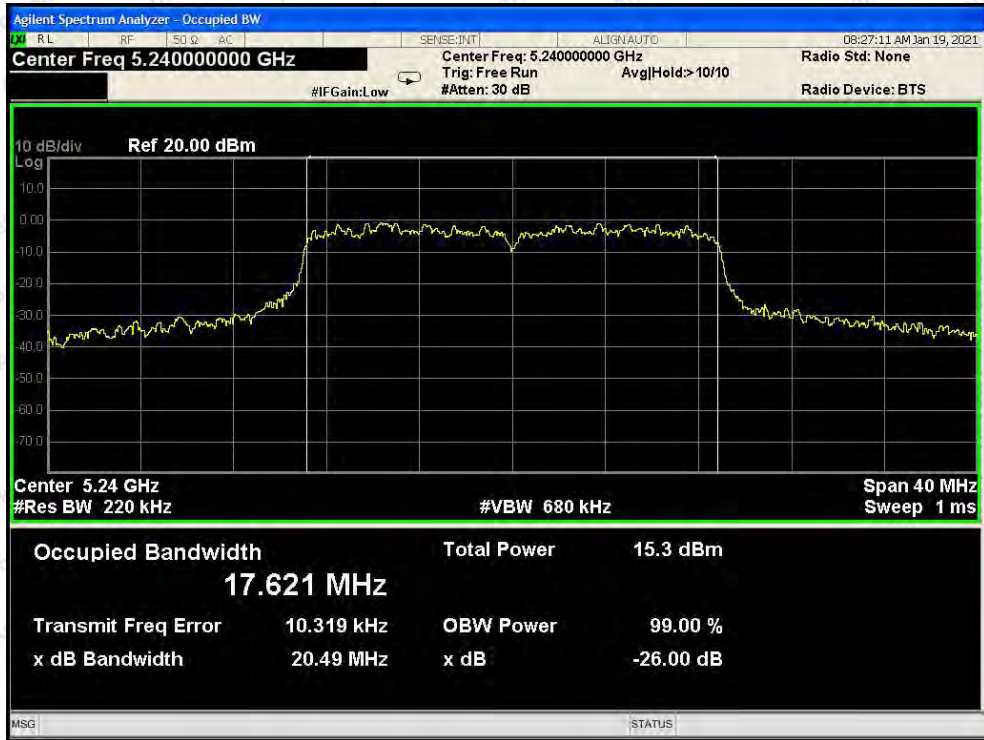
Test Mode: 802.11a---High



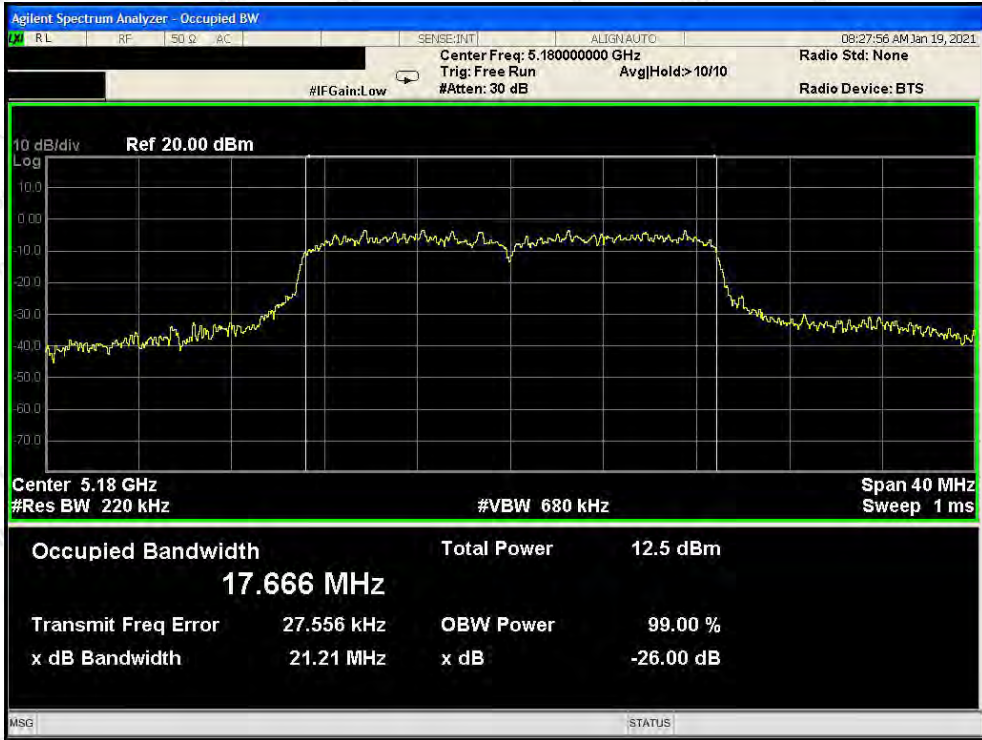
Test Mode: 802.11n20---Low



Test Mode: 802.11n20---Middle



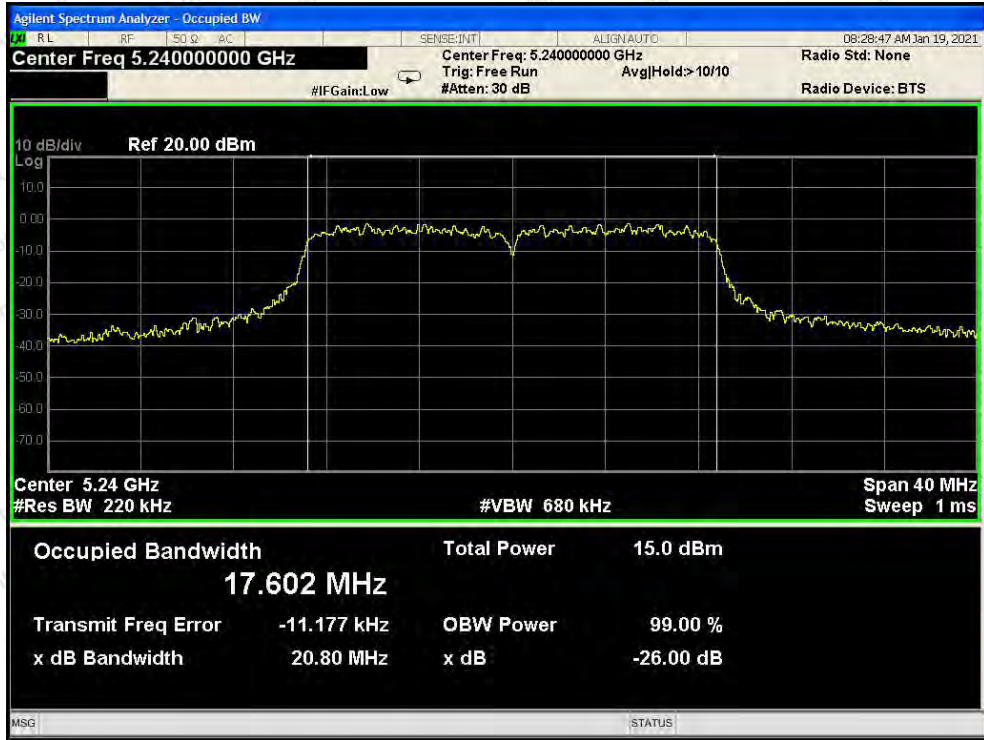
Test Mode: 802.11n20---High



Test Mode: 802.11ac20--Low



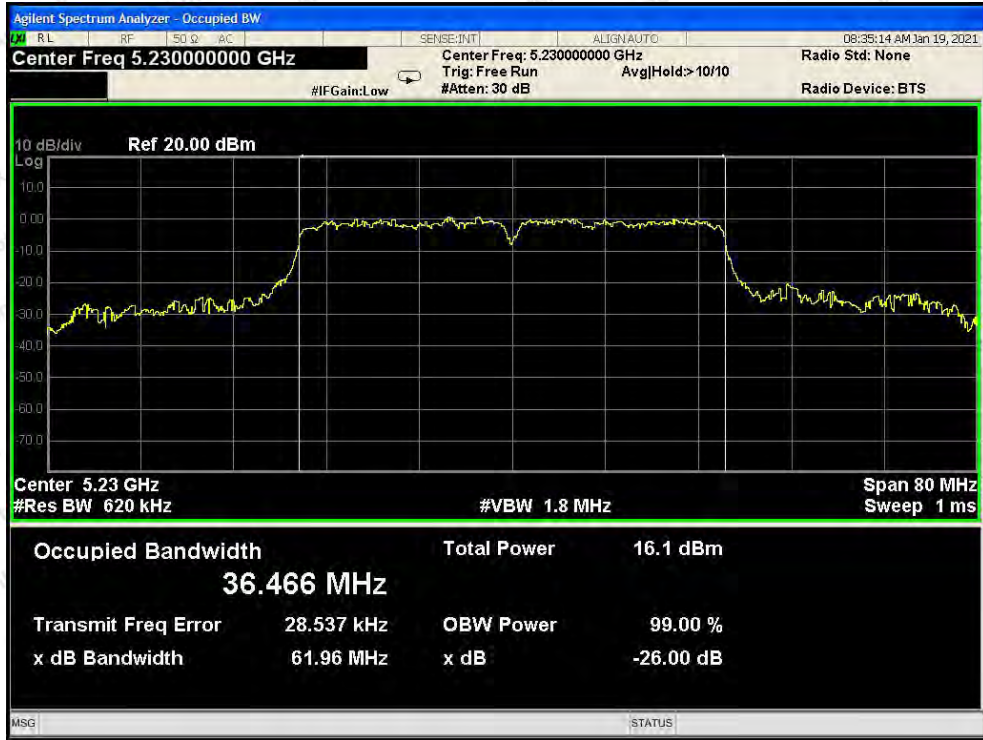
Test Mode: 802.11ac20---Middle



Test Mode: 802.11ac20---High



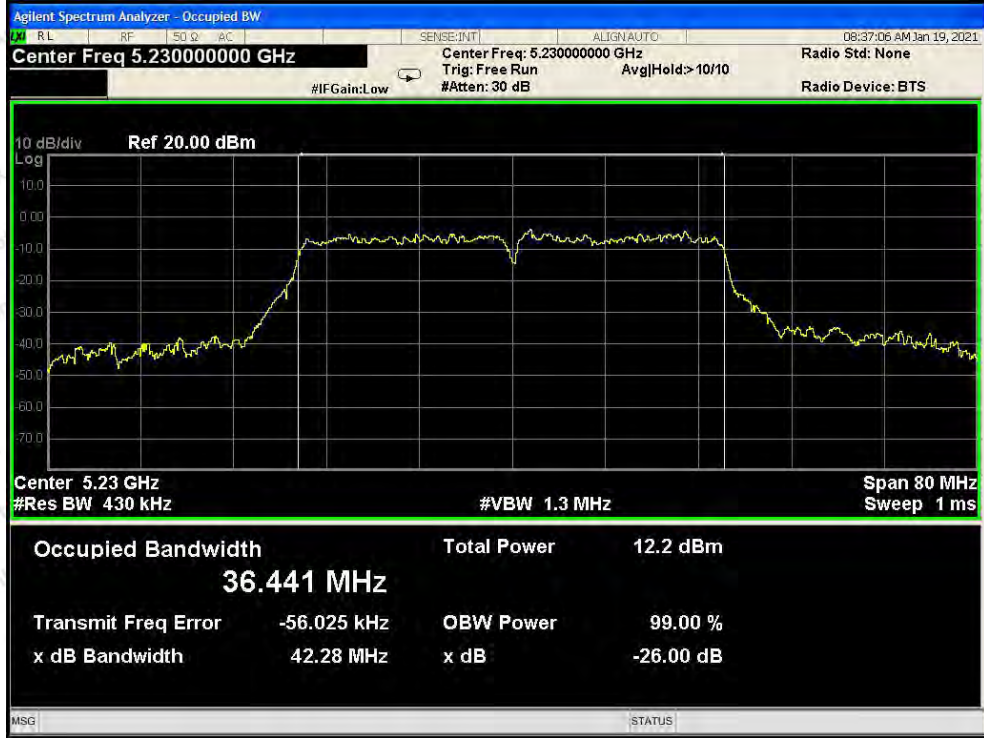
Test Mode: 802.11n40---Low



Test Mode: 802.11n40---High



Test Mode: 802.11ac40---Low



Test Mode: 802.11ac40---High

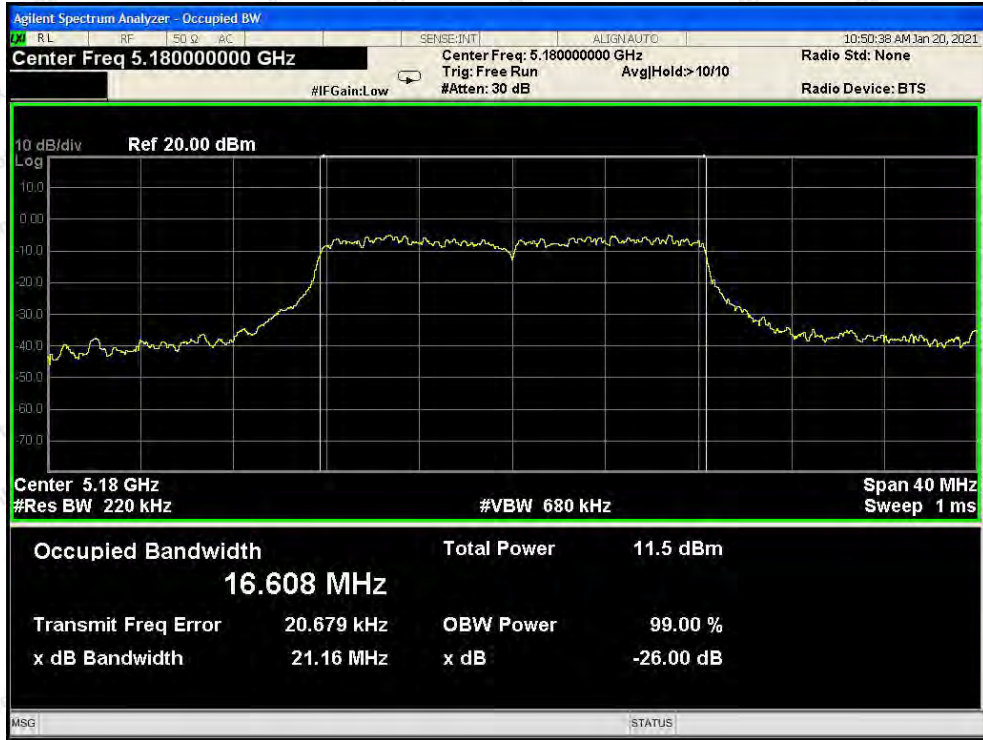


Test Mode: 802.11ac80

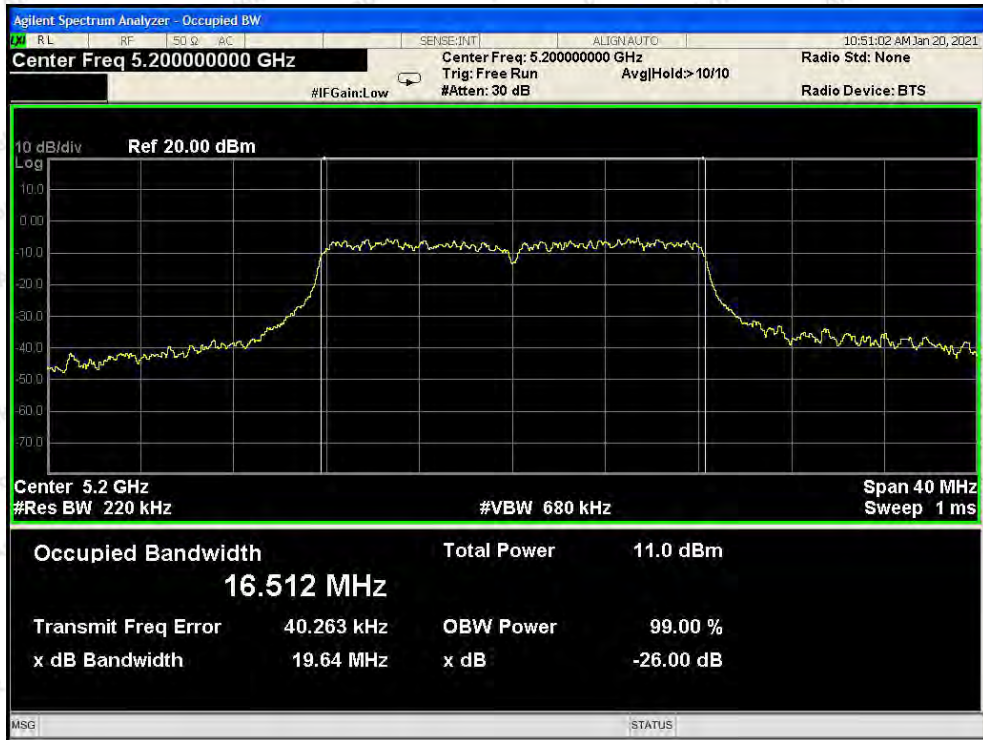
ANT B:

Mode	Channel Frequency (MHz)	26dB BW(MHz)	99% Bandwidth (MHz)
802.11a	5180	21.16	16.608
	5200	19.64	16.512
	5240	20.12	16.597
802.11n20	5180	21.98	17.705
	5200	21.24	17.615
	5240	20.65	17.631
802.11ac20	5180	21.82	17.672
	5200	21.03	17.731
	5240	20.68	17.650
802.11n40	5190	56.39	36.934
	5230	56.66	36.766
802.11ac40	5190	58.73	36.968
	5230	55.18	36.946
802.11ac80	5210	115.3	76.765

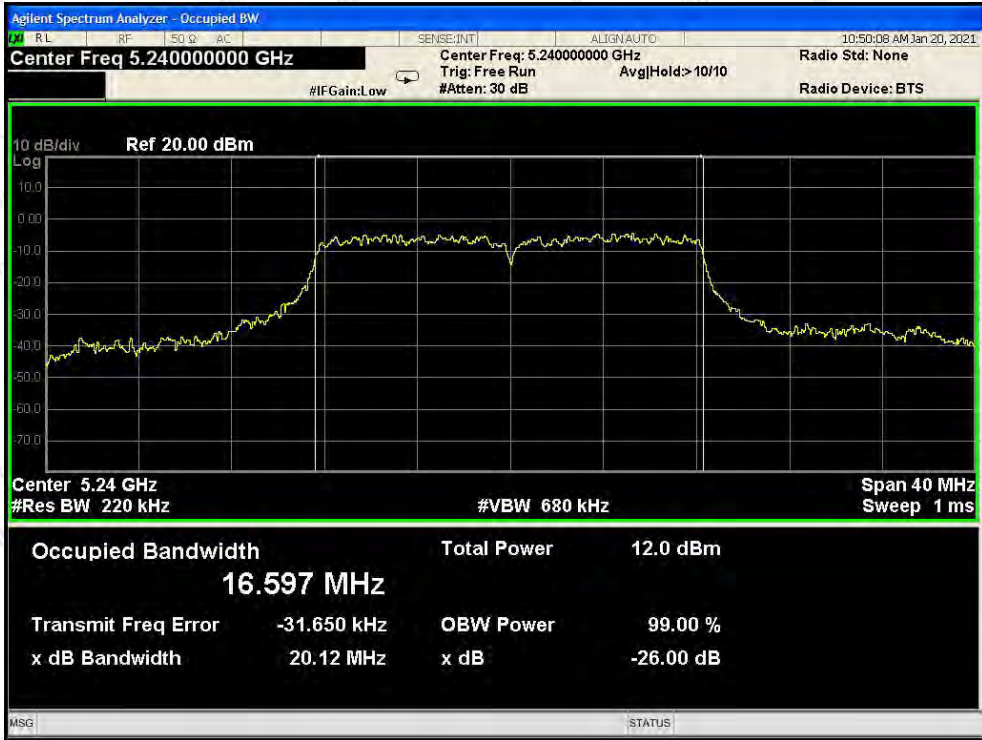
26dB & 99% Bandwidth



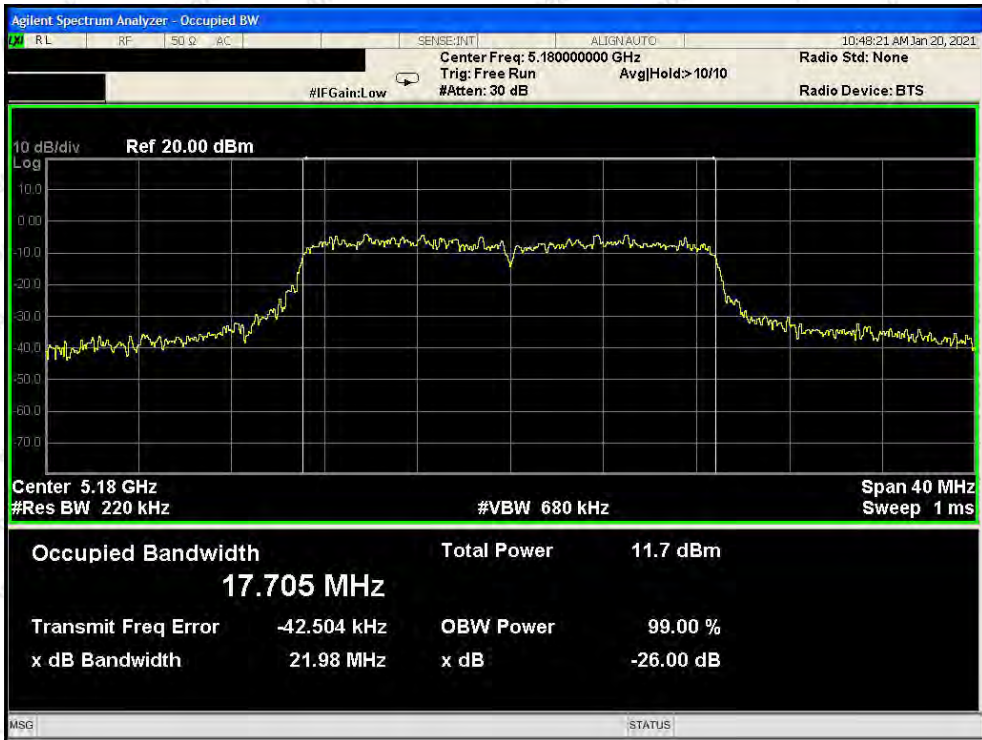
Test Mode: 802.11a--Low



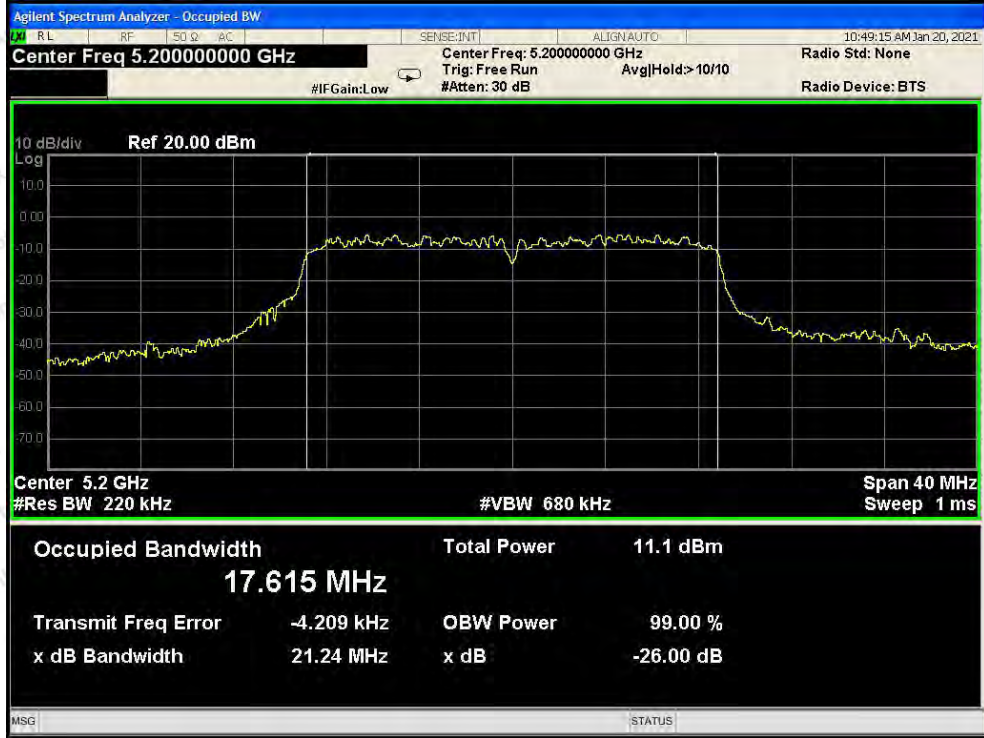
Test Mode: 802.11a---Middle



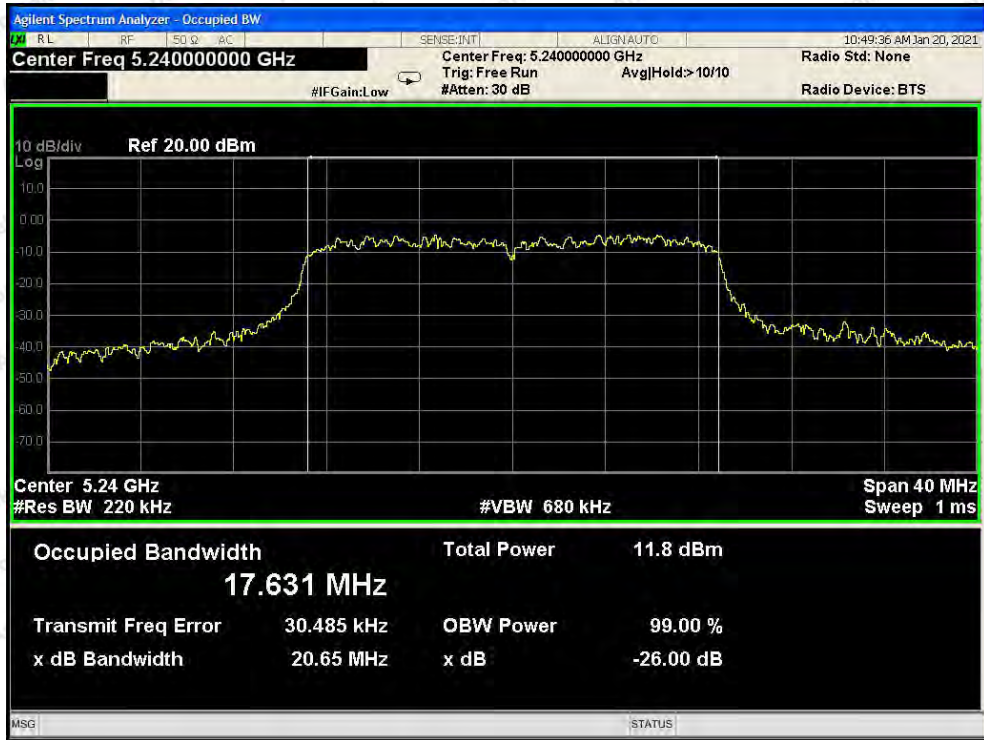
Test Mode: 802.11a---High



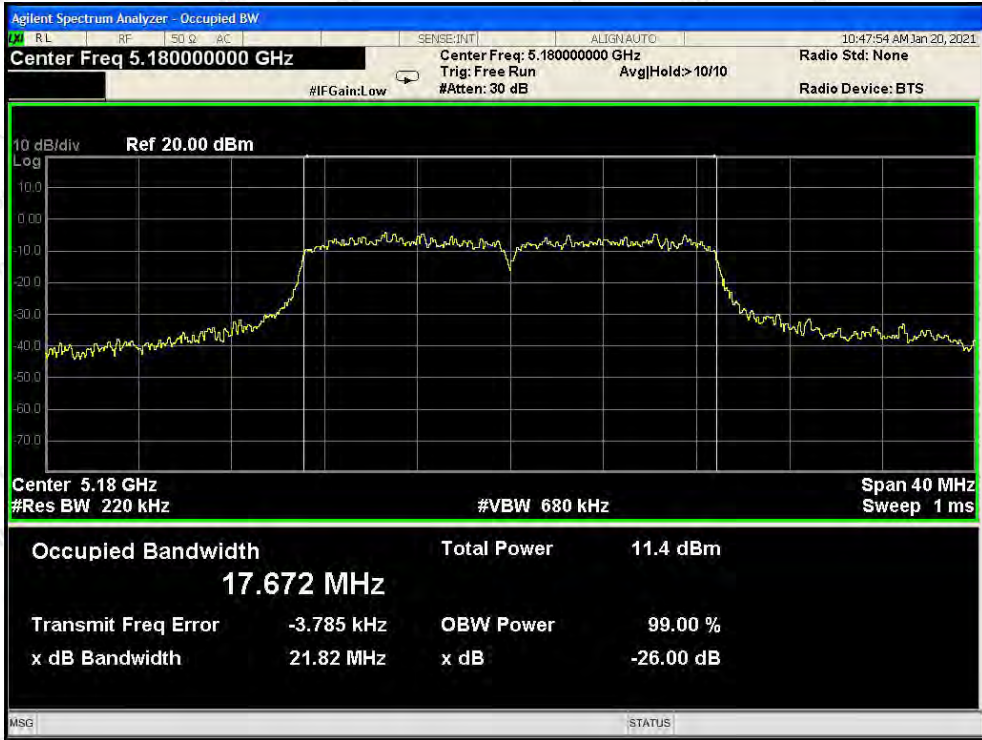
Test Mode: 802.11n20---Low



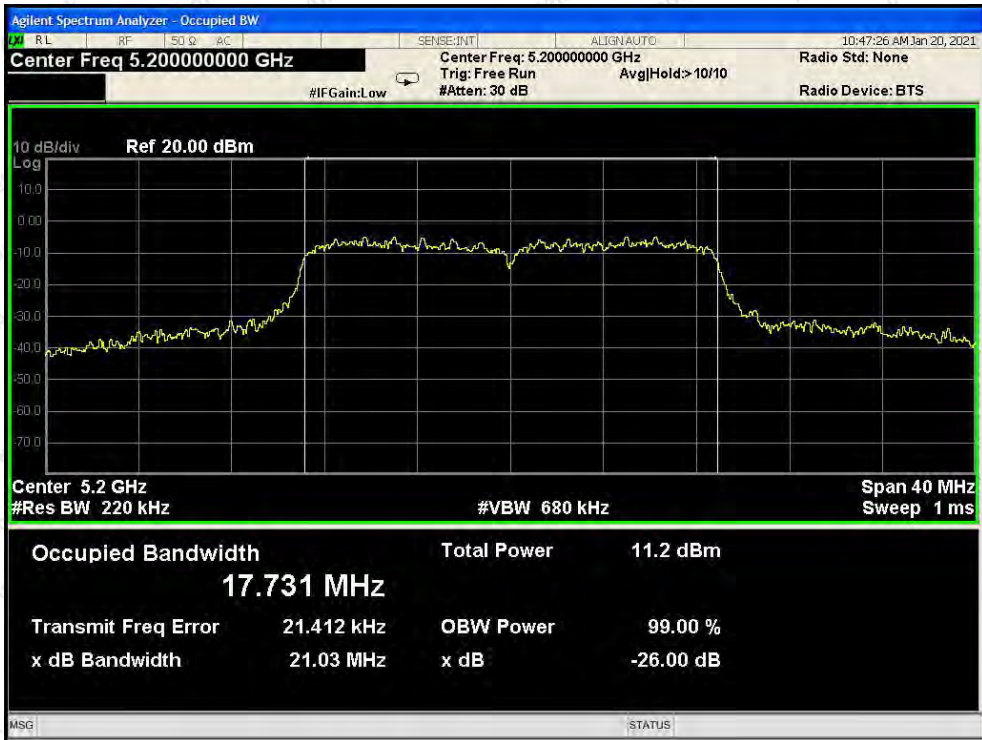
Test Mode: 802.11n20---Middle



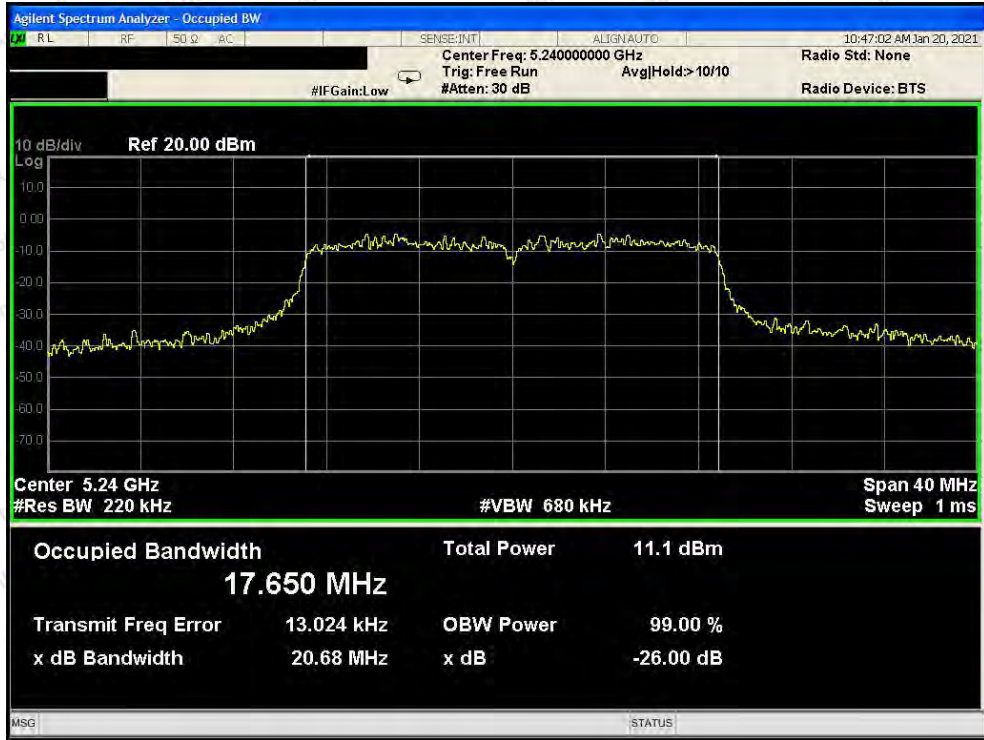
Test Mode: 802.11n20---High



Test Mode: 802.11ac20--Low



Test Mode: 802.11ac20---Middle



Test Mode: 802.11ac20---High



Test Mode: 802.11n40---Low



Test Mode: 802.11n40---High



Test Mode: 802.11ac40---Low



Test Mode: 802.11ac40---High



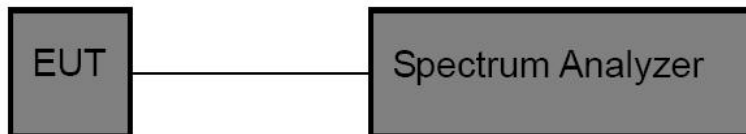
Test Mode: 802.11ac80

7. Power Spectral Density Test

7.1. Test Standard and Limit

Test Standard	FCC Part15 C Section 15.407 (a) (1)
Test Limit	11 dBm/MHz

7.2. Test Setup



7.3. Test Procedure

For devices operating in the bands 5.15-5.25 GHz, 5.25-5.35 GHz, and 5.47-5.725 GHz, the above procedures make use of 1 MHz RBW to satisfy directly the 1 MHz reference bandwidth specified in § 15.407(a)(5). For devices operating in the band 5.725-5.85 GHz, the rules specify a measurement bandwidth of 500 kHz. Many spectrum analyzers do not have 500 kHz RBW, thus a narrower RBW may need to be used. The rules permit the use of a RBWs less than 1 MHz, or 500 kHz, “provided that the measured power is integrated over the full reference bandwidth” to show the total power over the specified measurement bandwidth (i.e., 1 MHz, or 500 kHz).

1. The EUT is directly connected to the spectrum analyzer;
2. Set RBW =1MHz;
3. Set VBW \geq 3 RBW=3MHz;
3. Set the span to encompass the entire emissions bandwidth (EBW) of the signal;
5. Detector=RMS;
6. Sweep time= auto couple;
7. Trace mode=max. hold;

7.4. Test Data

Test Item : Power Spectral Density
 Test Voltage : DC 5V from PC
 Test Result : PASS

Test Mode : CH Low ~ CH High
 Temperature : 23°C
 Humidity : 55%RH

ANT A:

Test Mode	Channel Frequency (MHz)	Final Power Spectral Density (dBm/MHz)	Correctional Limit (dBm/MHz)	Results
802.11a	5180	1.657	11	PASS
	5200	2.175	11	PASS
	5240	4.279	11	PASS
802.11n20	5180	1.108	11	PASS
	5200	1.860	11	PASS
	5240	3.476	11	PASS
802.11ac20	5180	-0.638	11	PASS
	5200	-0.566	11	PASS
	5240	1.381	11	PASS
802.11n40	5190	-0.909	11	PASS
	5230	0.985	11	PASS
802.11ac40	5190	-0.981	11	PASS
	5230	0.272	11	PASS
802.11ac80	5210	-4.844	11	PASS

ANT B:

Test Mode	Channel Frequency (MHz)	Final Power Spectral Density (dBm/MHz)	Correctional Limit (dBm/MHz)	Results
802.11a	5180	1.944	11	PASS
	5200	0.887	11	PASS
	5240	2.139	11	PASS
802.11n20	5180	1.542	11	PASS
	5200	1.234	11	PASS
	5240	2.421	11	PASS

802.11ac20	5180	2.177	11	PASS
	5200	1.458	11	PASS
	5240	2.124	11	PASS
802.11n40	5190	-0.133	11	PASS
	5230	-0.379	11	PASS
802.11ac40	5190	-1.106	11	PASS
	5230	-0.939	11	PASS
802.11ac80	5210	-0.961	11	PASS

ANT A+B:

Test Mode	Channel Frequency (MHz)	Final Power Spectral Density (dBm/MHz)	Correctional Limit (dBm/MHz)	Results
802.11a	5180	4.813	11	PASS
	5200	4.589	11	PASS
	5240	6.350	11	PASS
802.11n20	5180	4.341	11	PASS
	5200	4.569	11	PASS
	5240	5.991	11	PASS
802.11ac20	5180	4.004	11	PASS
	5200	3.573	11	PASS
	5240	4.779	11	PASS
802.11n40	5190	2.507	11	PASS
	5230	3.367	11	PASS
802.11ac40	5190	1.967	11	PASS
	5230	2.719	11	PASS
802.11ac80	5210	0.528	11	PASS

ANT A



Test Mode: 802.11a--Low



Test Mode: 802.11a---Middle



Test Mode: 802.11a---High



Test Mode: 802.11n20---Low



Test Mode: 802.11n20---Middle



Test Mode: 802.11n20---High



Test Mode: 802.11ac20--Low



Test Mode: 802.11ac20---Middle



Test Mode: 802.11ac20---High



Test Mode: 802.11n40---Low



Test Mode: 802.11n40---High



Test Mode: 802.11ac40---Low

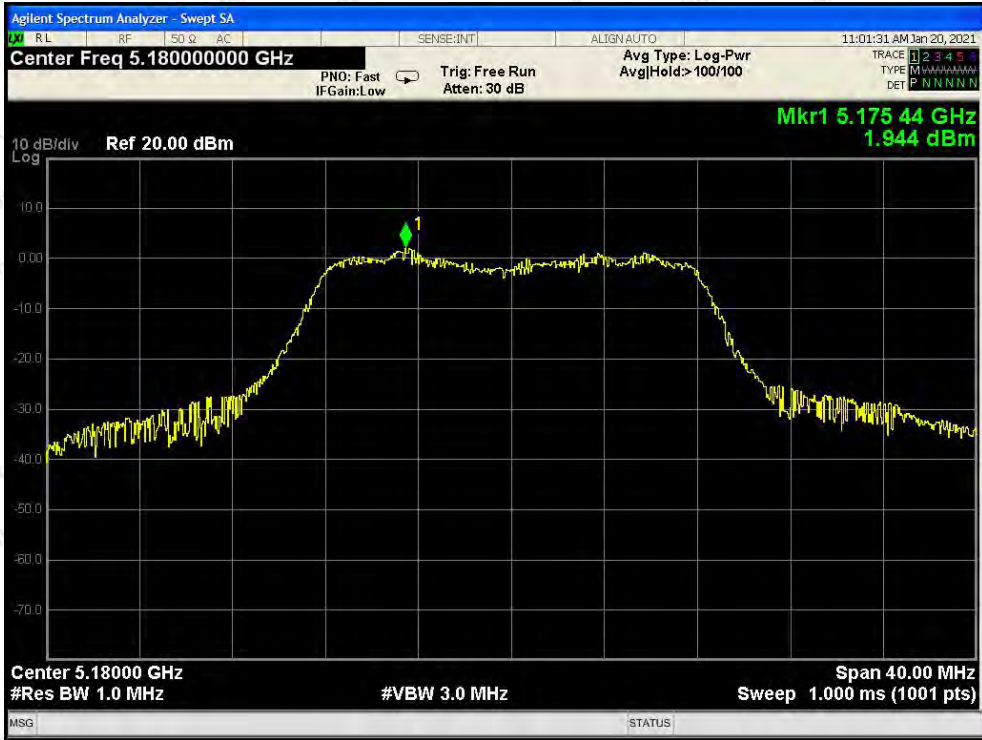


Test Mode: 802.11ac40---High



Test Mode: 802.11ac80

ANT B



Test Mode: 802.11a--Low



Test Mode: 802.11a--Middle



Test Mode: 802.11a---High



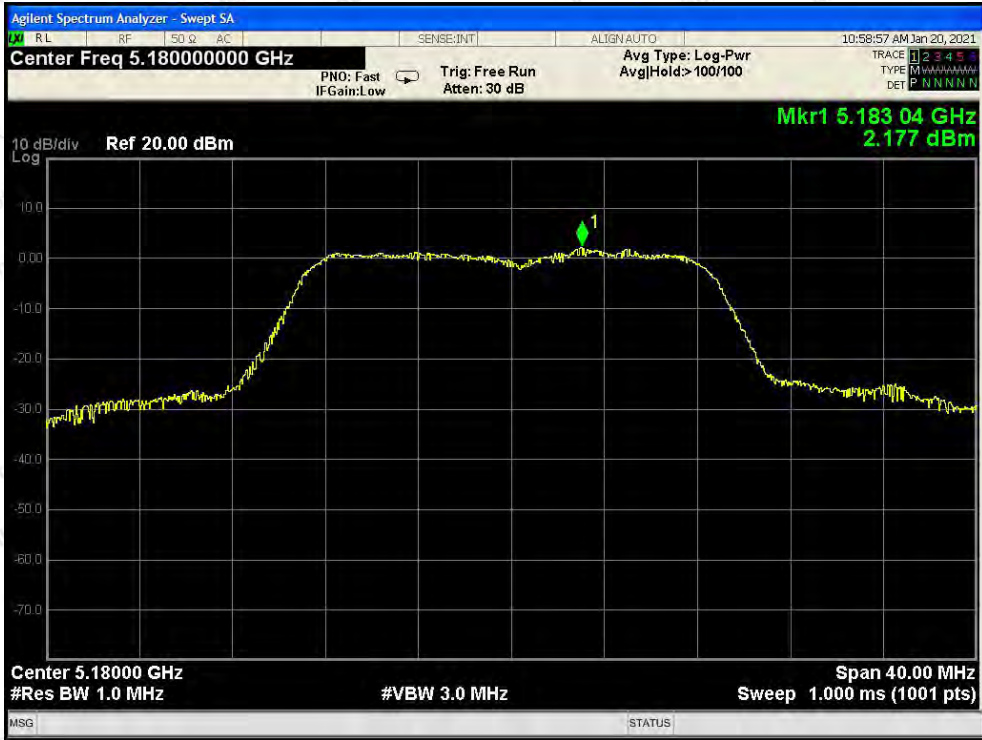
Test Mode: 802.11n20---Low



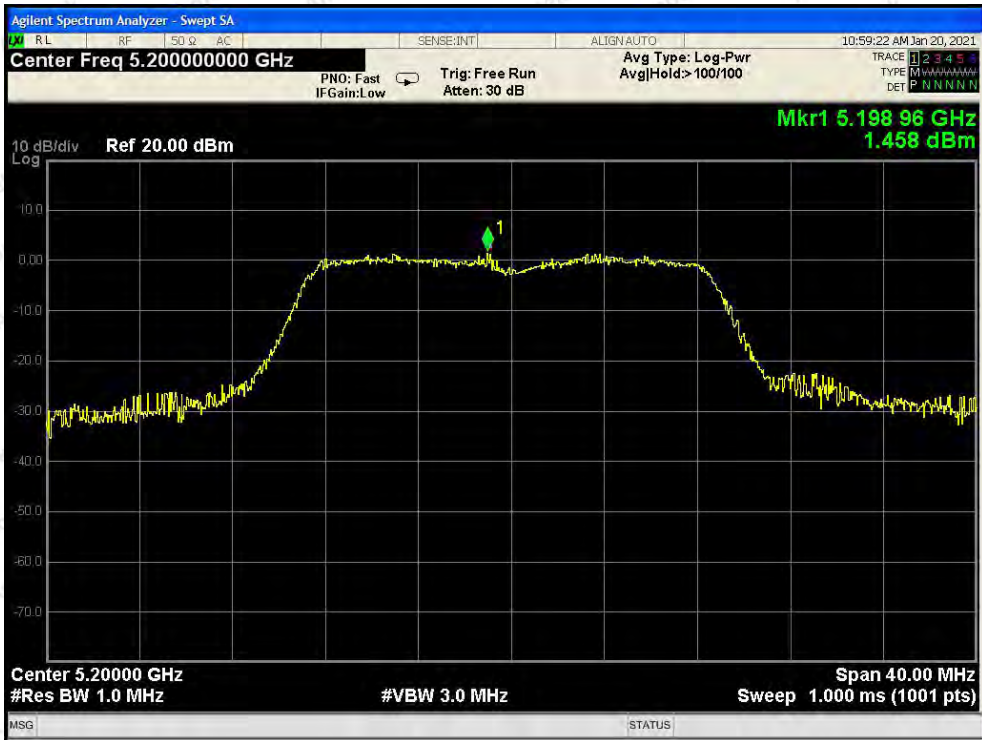
Test Mode: 802.11n20---Middle



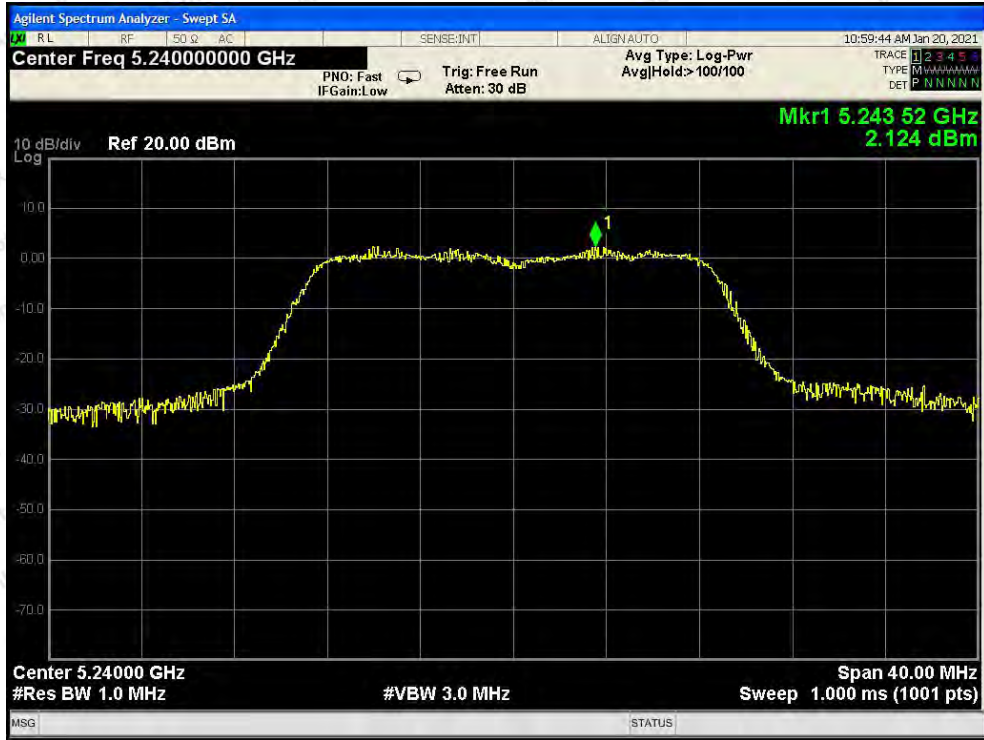
Test Mode: 802.11n20---High



Test Mode: 802.11ac20--Low



Test Mode: 802.11ac20---Middle



Test Mode: 802.11ac20---High



Test Mode: 802.11n40---Low



Test Mode: 802.11n40---High



Test Mode: 802.11ac40---Low



Test Mode: 802.11ac40---High



Test Mode: 802.11ac80


8. Antenna Requirement

8.1. Test Standard and Requirement

Test Standard	FCC Part15 Section 15.203 /15.407
Requirement	<p>1) 15.203 requirement: An intentional radiator shall be designed to ensure that no antenna other than that furnished by the responsible party shall be used with the device. The use of a permanently attached antenna or of an antenna that uses a unique coupling to the intentional radiator, the manufacturer may design the unit so that a broken antenna can be replaced by the user, but the use of a standard antenna jack or electrical connector is prohibited.</p> <p>2) 15.407 requirement: An intentional radiator shall be designed to ensure that no antenna other than that furnished by the responsible party shall be used with the device. The use of a permanently attached antenna or of an antenna that uses a unique coupling to the intentional radiator shall be considered sufficient to comply with the provisions of this section. The manufacturer may design the unit so that a broken antenna can be replaced by the user, but the use of a standard antenna jack or electrical connector is prohibited. This requirement does not apply to carrier current devices or to devices operated under the provisions of §15.211, §15.213, §15.217, §15.219, or §15.221. Further, this requirement does not apply to intentional radiators that must be professionally installed, such as perimeter protection systems and some field disturbance sensors, or to other intentional radiators which, in accordance with §15.31(d), must be measured at the installation site. However, the installer shall be responsible for ensuring that the proper antenna is employed so that the limits in this part are not exceeded.</p>

8.2. Antenna Connected Construction

The antenna is a Ceramic Antenna which permanently attached, and the best case gain of the antenna is 3 dBi. It complies with the standard requirement.



9. Frequency Stability

According to the manufacturer, under any normal operating conditions, the working frequency of the product is in the range of 5150-5250MHz.



APPENDIX I -- PHOTOGRAPH


Reference to the test report 18220WC10003501.

----- End of Report -----

Shenzhen Anbotek Compliance Laboratory Limited

Code:AB-RF-05-a

Address: 1/F., Building D, Sogood Science and Technology Park, Sanwei Community,
Hangcheng Street, Bao'an District, Shenzhen, Guangdong, China.
Tel: (86) 755-26066440 Fax: (86) 755-26014772 Email: service@anbotek.com

 Hotline
400-003-0500
www.anbotek.com