



# TQ-1201 2.4G RGB Controller

## Feature:

- 1, **2.4GHz RF Remote Control.** Remote distance >20m
- 2, Blister Packing. It helps to save delivery cost. It's simply for user.
- 3, OEM / Customized is available.

## Application:

Widely and easily used to control LED light.

## Specifications:

Voltage: DC12V~24V

Current: Max 6A /Channel

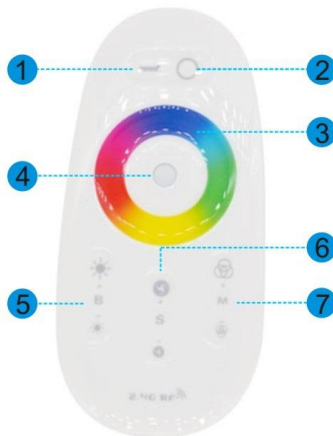
Power: 288w / 576w

Operating Temp.: -20C~60C

Remote Standby: 0.5mw.

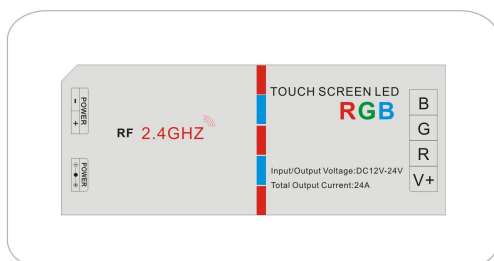


## Remote Interface:



- 1, ON
- 2, OFF
- 3, Color Adjust Ring
- 4, Lighting Color Indicator
- 5, Brightness Adjust
- 6, Changing Speed Adjust
- 7, Operation Modes Selecting

## Controller Interface:





**Code matching (Match the Remote to the Controller):**




**Defaults Code:** one Remote can control multi controllers

If you want to **match a Remote to one certain Controller**, you need to match the code of this Remote to the Controller.

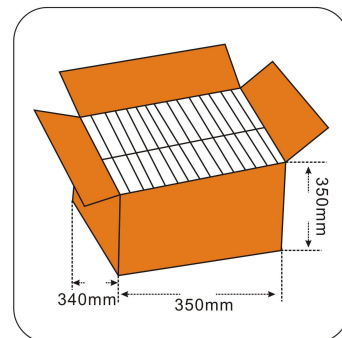
**Here Below shows you how to match the code:**

- 1, Power on the Controller, and **within 5 seconds**, synchronously press the 2 keys on the Remote. As left image shown.
- 2, When the code matched successfully, the stripe (lighting) would triply flicker.

**Mechanical Dimension:**



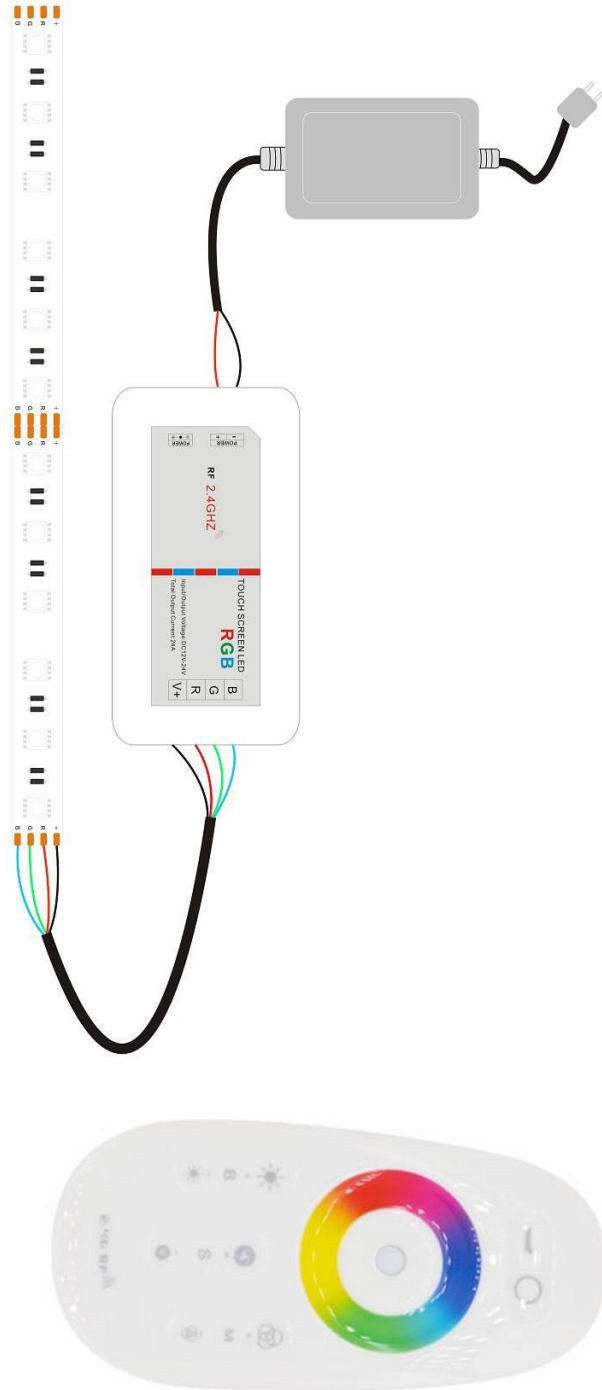
**Packing:**



Pack Dimension	Weight	Carton Dimension	Gross Weight
L130*W130*H28mm	150g	L420×W290×H300mm	15kg



**Connecting Setup:**



**FCC Statement**

This equipment has been tested and found to comply with the limits for a Class B digital device, pursuant to part 15 of the FCC rules. These limits are designed to provide reasonable protection against harmful interference in a residential installation. This equipment generates, uses and can radiate radio frequency energy and, if not installed and used in accordance with the instructions, may cause harmful interference to radio communications. However, there is no guarantee that interference will not occur in a particular installation. If this equipment does cause harmful interference to radio or television reception, which can be determined by turning the equipment off and on, the user is encouraged to try to correct the interference by one or more of the following measures:

- Reorient or relocate the receiving antenna.
- Increase the separation between the equipment and receiver.
- Connect the equipment into an outlet on a circuit different from that to which the receiver is connected.
- Consult the dealer or an experienced radio/TV technician for help.

To assure continued compliance, any changes or modifications not expressly approved by the party.

Responsible for compliance could void the user's authority to operate this equipment. (Example- use only shielded interface cables when connecting to computer or peripheral devices).

This equipment complies with Part 15 of the FCC Rules. Operation is subject to the following two conditions:

- (1) This device may not cause harmful interference, and
- (2) This device must accept any interference received, including interference that may cause undesired operation.

**FCC Radiation Exposure Statement:**

The equipment complies with FCC Radiation exposure limits set forth for uncontrolled environment. This equipment should be installed and operated with minimum distance 20cm between the radiator and your body.

Any Changes or modifications not expressly approved by the party responsible for compliance could void the user's authority to operate the equipment.