


DRUM

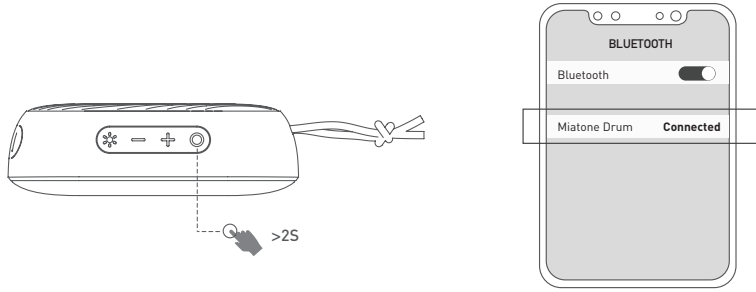
miatone

QUICK START GUIDE

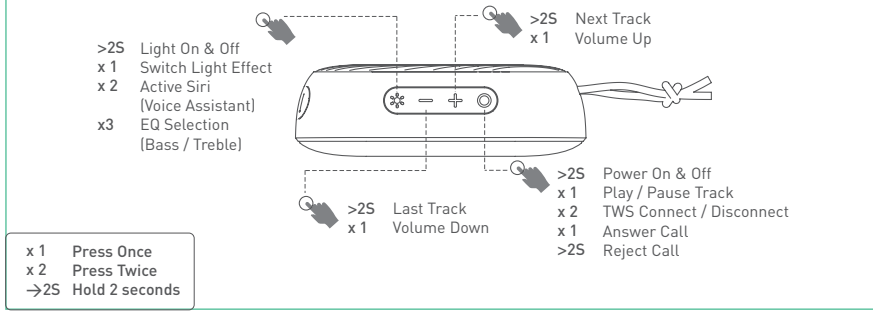
PACKAGE CONTENTS



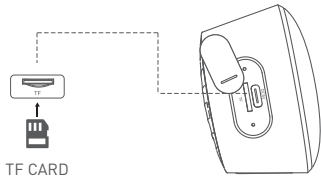
FIRST USAGE



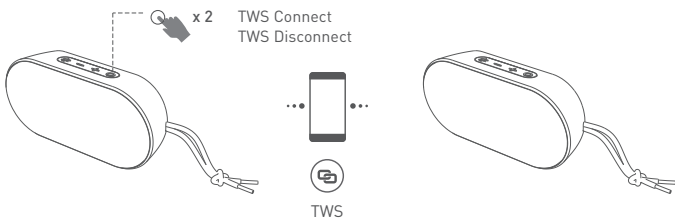
CONTROLS



TF CARD MODE

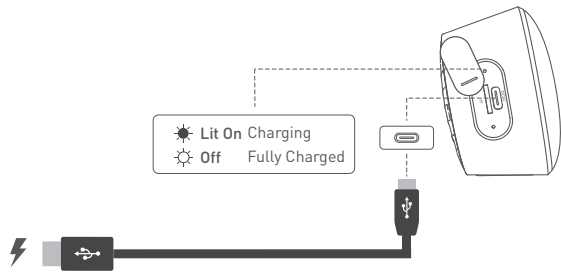


TWS CONNECTION

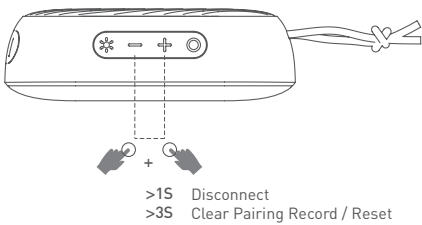


More details operation, please read the back notice.

CHARGING



RESET



SPECIFICATION

Model: Miatone Drum
Item Ref: MF01
Bluetooth Version: V5.3
SNR: 75dB
Wireless Working Frequency: 2.402-2.480GHZ
Wireless Transmission Distance: up to 33 ft(10M)
Charging Time: approx. 3 hours
Charging: DC 5 V± 0.5/ 1A
Size: 160mm x 78mm x 51mm
Maximum Operation temperature: 46°C

Notice for TWS Connection

If you have two pieces DRUM, you can use TWS to achieve wireless stereo combined playing music.

Note: Before TWS pairing, make sure the two DRUM speakers are not connected over bluetooth.

1. Press **O** for 2 seconds to power on both speakers.
2. After you turn on the device, you should make sure neither are connected to any bluetooth since both will automatically reconnect to your previous device. So you should disconnect existing device first or just turn off bluetooth on your devices.
3. Press **O** twice on either speaker, a beep will be heard once TWS is connected.
4. Then make connection with mobile phone.

Waterproof

DRUM is rated by IPX7 waterproof. The speaker can be immersed the speaker in water for up to 30 minutes at a depth of up to 3.3ft(1m). It could be also used whiling showering and raining.

CAUTIONS:

- Please make sure the charging cover is well sealed before you use it. Do NOT submerge this speaker in any pool of water deeper than 3.3 ft (1 m).
- If the speaker is exposed to salt or chlorinated water, gently rinse with fresh water following the exposure to remove residue. Make sure the connector port is fully dried out before charging.
- Never attempt to charge the speaker while it is wet. Doing so may cause damage to the speaker.

Important Notice for Charging

- Before charging, be sure the speakr is at room temperature, between 46° F (8° C) and 102° F (39° C).

- Use this product only with an agency approved power supply which meets local regulatory requirements (e.g., UL, CSA, VDE, CCC) which support 5V / 0.5 A or 1A.

- Use included charging cable to charge the speaker.

- For the first use, please fully charge the product.

3 times reminder notification.

3.It may take several minutes for your speaker to begin charging when it's drained. The battery needs to charge to a minimum voltage before the system can boot up.

4.It's recommended to power off the units while the speaker is charging, please don't play music until the unit is charged for 30 minutes at least, it will help to extend battery's life and protect units well.

Care and Maintance

1. This logo means that no naked flames, such as a candle can be placed on or near the device.
2. The electrical and electronic equipment are part of a separate collection. Do not throw electrical or electronic equipment away with unsorted municipal waste, but ensure that it is collected separately. Collection systems and locations (sorting centres, rubbish dumps) are provided for you by local councils and retailers. By entrusting your end-of-life product to the proper recycling process, you are helping to protect the environment and your health.
3. Use this device in temperate climates only.
4. Use the apparatus in moderate climate only.
5. This device may be used by children aged 8 years or older and by those with reduced physical, sensory or mental abilities, or those lacking experience or knowledge,

provided they are correctly supervised, or if the instructions related to the use of the device have been adequately given and if the risks involved have been understood. Children must not play with this device. Children should not clean or maintain the device without supervision.

6. The electrical socket must remain easily accessible if it serves as the means of disconnection.
7. Always unplug the device before cleaning it.
8. Clean the device with a soft dry cloth only. Never use solvents.
9. Attention should be drawn to the environmental aspects of battery disposal.
10. The battery (batteries or battery pack) shall not be exposed to excessive heat such as sunshine, fire or the like.

FCC Statement

This device complies with part 15 of the FCC Rules. Operation is subject to the following two conditions:
(1) This device may not cause harmful interference, and
(2) this device must accept any interference received, including interference that may cause undesired operation.

Note: This equipment has been tested and found to comply with the limits for a Class B digital device, pursuant to Part 15 of the FCC Rules. These limits are designed to provide reasonable protection against harmful interference in a residential installation. This equipment generates, uses and can radiate radio frequency energy and, if not installed and used in accordance with the instructions, may cause harmful interference to radio communications.

However, there is no guarantee that interference will not

occur in a particular installation.If this equipment does cause harmful interference to radio or television reception, which can be determined by turning the equipment off and on, the user is encouraged to try to correct the interference by one or more of the following measures:

- Reorient or relocate the receiving antenna.
- Increase the separation between the equipment and receiver.
- Connect the equipment into an outlet on a circuit different from that to which the receiver is connected.
- Consult the dealer or an experienced radio/TV technician for help.

Warning: Changes or modifications to this unit not expressly approved by the part responsible for compliance could void the user's authority to operate the equipment.

FCC Radiation Exposure Statement

The device has been evaluated to meet general RF exposure requirement.
The device can be used in portable exposure condition without restriction.

Electromagnetic Compatibility Regulations 2016.
Electrical Equipment (Safety) Regulations 2016.

EC Declaration

This product complies with the below listed UK Directives.

Radio Equipment Regulations 2017

The Restriction of the Use of Certain Hazardous Substances in Electrical and Electronic Equipment Regulations 2012

The Batteries and Accumulators (Placing on the Market) Regulations 2008 (as amended) and the Waste Batteries and Accumulators Regulations 2009 (as amended).



Copyright © 2022 MIATONE Inc. All rights reserved.
Bluetooth is a registered trademark of Bluetooth SIG, Inc.
MIATONE products are registered trademark of MIATONE in the US.
Service contact: support@miatone.com
MIATONE Inc.Oxnard, CA 93022

www.miatone.com