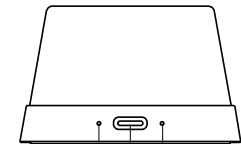
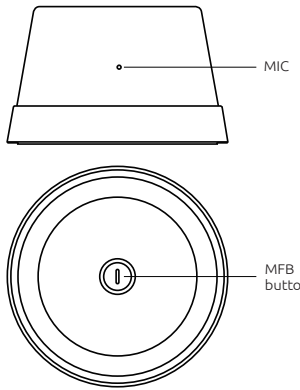
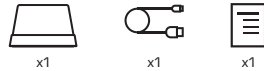
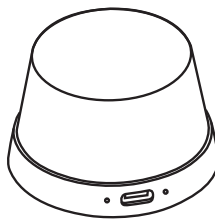


<p><b>FCC Statement :</b></p> <p>This device complies with part 15 of the FCC Rules. Operation is subject to the following two conditions:(1) This device may not cause harmful interference, and (2) this device must accept any interference received, including interference that may cause undesired operation.</p> <p>Any Changes or modifications not expressly approved by the party responsible for compliance could void the user's authority to operate the equipment.</p> <p>This equipment has been tested and found to comply with the limits for a Class B digital device, pursuant to part 15 of the FCC Rules. These limits are designed to provide reasonable protection against harmful interference in a residential installation. This equipment generates uses and can radiate radio frequency energy and, if not installed and used in accordance with the instructions, may cause harmful interference to radio communications. However, there is no guarantee that interference will not occur in a particular installation. If this equipment does cause harmful interference to radio or television reception, which can be determined by turning the equipment off and on, the user is encouraged to try to correct the interference by one or more of the following measures:</p> <ul style="list-style-type: none"><li>- Reorient or relocate the receiving antenna.</li><li>- Increase the separation between the equipment and receiver.</li><li>- Connect the equipment into an outlet on a circuit different from that to which the receiver is connected.</li><li>- Consult the dealer or an experienced radio/TV technician for help.</li></ul> <p>The device has been evaluated to meet general RF exposure requirement. The device can be used in portable exposure condition without restriction.</p>	<p><b>Description</b></p>  <p>Charging Indicator</p> <p>Type-C Charging port</p> <p>Working Indicator</p>  <p>MIC</p> <p>MFB button</p>	<p><b>Product Specification</b></p> <p>Bluetooth Version: V5.3 Output Watt: 3W Distortion&lt;1% Playing Time: 12 hours Size: Dia 60*36 mm Frequency Range: 80hz-20Khz Support TWS Connection Compact Size With Big Sound</p> <p><b>Content</b></p> <p>C03 TWS SPEAKER Type-C USB Charging Cable Quick Guide</p>  <p>x1 x1 x1</p>	<p><b>Power on/ off</b></p> <p>Power on--Press and hold ① for 2 seconds, Power off--Press and hold ① for 2 seconds.</p> <p><b>Connect</b></p> <ol style="list-style-type: none"><li>1. After the speaker power on, the working indicator will flash in blue.</li><li>2. Turn on the Bluetooth on your phone and search the device, select "C03" to connect.</li><li>3. After connected, working indicator will keep lighting in blue.</li><li>4. The speaker will reconnect automatically your phone the next time power on, on condition that the phone's Bluetooth needs to be kept on.</li></ol>
---	--	---	---

	<p><b>Hands-free call</b></p> <p>Short press ① to answer an incoming call, press ① again to end the call.</p> <p><b>Pause/Play music</b></p> <p>Short press ① to pause music while playing, press ① again to play.</p> <p><b>TWS connection</b></p> <ol style="list-style-type: none"><li>1. After both speakers are power on, connect one of them to your phone's bluetooth, and the other one do not connect to any device.</li><li>2. Double press ① button on both speaker, working indicator will flash in blue and white alternately .</li><li>3. After the pairing is completed, the left channel speaker working indicator keep lighting in blue, and the right channel speaker working indicator keep lighting in white .</li></ol>	<p>4. Each speaker will reconnect automatically TWS and phone after the next power on.</p> <p><b>Clear connection</b></p> <ol style="list-style-type: none"><li>1. Triple press ① button will clear and disconnect the connection with TWS and Bluetooth.</li><li>2. The speaker enter the waiting pairing state, working indicator flash in blue.</li></ol> <p><b>Save power</b></p> <p>The speaker will power off automatically to save power if it stops working for more than 20 min.</p>	<p><b>Charging</b></p> <ol style="list-style-type: none"><li>1.When the speaker warning low power, it means that battery is going to drained. The speaker will automatically reduce the volume when its battery is low, and the volume will return to your normal settings once the battery is charged to more than 15%.</li><li>2. In this case, please charge the speaker in no time. While charging, the charging indicator keep lighting in orange.</li><li>3.Once the charge is completed, the charging indicator will keep lighting in green.</li></ol> <p><b>NOTE:</b> It's recommended to power off the units while the speaker is charging, please don't play music until the unit is charged for 30 min at least. And if not used for a long time, please charge the speaker at least once every 3 months. These practices all help extend battery life.</p>	<p><b>BLUETOOTH SPEAKER</b></p> <p>C03</p> 	<p><b>Quick Guide</b></p>
--	--	---	--	--	---------------------------