

iHome®



iHRK-500LTMS (Single Speaker)
iHRK-500LTMS-PR (Boxed Pair)

Waterproof Outdoor Bluetooth® LED Multi
Rock Speakers

INDEX

What's Included	2
Precautions	3
Features	5
Product Overview	6
Specification	9
FCC Compliance Statement	10
Legality & Safety	11
Warranty & Repair	12
Spanish Manual	13

What's Included

Please ensure that you find these accessories with your IHRK Bluetooth Speakers

If a single speaker is purchased:

1 x IHRK-500LTMS Speaker
1 x Charging USB Cable
User Manual

If purchased as a boxed pair:

2 x IHRK-500LTMS Speaker
2 x Charging USB Cable
User Manual

PRECAUTIONS

PLEASE READ THESE INSTRUCTIONS GIVEN IN THIS MANUAL AND THOSE MARKED ON THE UNIT

This set has been designed and manufactured to assure personal safety. Improper use can result in electric shock or fire hazard. The safeguards incorporated in this unit will protect you if you observe the following procedures for installation, use and servicing. This unit is fully transistorized and does not contain any parts that can be repaired by the user.

WARNINGS

Fire and electric shock hazard

- 1 - Do not place any open flame sources, such as lighted candles, on or near the apparatus.
- 2 - Do not attempt to service the apparatus yourself.
- 3 - Opening or removing covers may expose you to dangerous voltages or other hazards and will void the manufacturer's warranty.
- 4 - To prevent risk of fire or electric shock, avoid overloading wall outlets, extension cords, or integral convenience receptacles.
- 5 - Lightning storms Unplug this apparatus during lightning storms.
- 6- Object and liquid entry: Never insert objects of any kind through the openings of this apparatus, as it may touch dangerous voltage points or short-circuit parts that could result in a fire or electric shock. Care should be taken so that objects do not fall and liquids are not spilled into the apparatus through openings in the enclosure

Battery charging

- 1 -To reduce the risk of fire or electric shock, do not expose the apparatus to rain or moisture while charging.
- 2 - The apparatus should not be exposed to dripping or splashing; and objects filled with liquids, such as vases, should not be placed on or near it while being charged.
- 3- Do not continue charging the battery if it does not reach full charge within the specified charging time. Overcharging may cause the battery to become hot, rupture, or ignite.
- 4 - Do not attempt to charge the battery in temperatures outside the range of 32°-104°F(0°-40°c).
- 5 - If you see any heat deformation or leakage, properly dispose of the battery.
- 6 - If the battery begins to leak, do not allow the liquid to come into contact with your skin or eyes. If contact has been made, wash the affected area with plenty of water and seek medical attention immediately.

Disclaimer:

For optimal charging speed and playtime, please ensure that the speakers solar panel is in direct sunlight and free of dust, dirt and pollen. If you are wanting to place these speakers in shaded areas - read further.

Solar Panel Maintenance:

Please clean your solar panel at least every 6 months. Most detergents are safe. For the best results, use the same supplies that you use to clean your vehicle at home.

- 1.Please do not allow the battery to get below 20%. Doing so dramatically increases the recharging time unless you use the included USB charging cable.
- 2.When you are approaching the 20% capacity thresh-hold, a warning will be played every 30 seconds reminding you to allow the speaker time to recharge.
- 3.These speakers automatically turn off after not being used for 10minutes.

FEATURES

Need to outfit your outdoor deck, garden or patio with high quality wireless sound? Look no further! This 5" rock speaker is the perfect solution. The gray slate colored rock will blend right in with the natural surroundings of your yard or garden. With a weatherproof rating of IPX5, it is resistant to water splashes from any angle so you can leave it outside without worrying about the weather. Specially tuned for outdoor use, this Rock Speaker will project big clear sound perfect for open air environments. The solar panel on top keeps your speakers charged when set in the sunlight and there is a USB charging cable included as well. Built in LED lighting illuminates the speaker with a lovely glow, creating a beautiful ambiance. Stream music wirelessly from any Bluetooth® enabled device. Multi-link feature allows you to link multiple speakers wirelessly, up to 50 at a time! Place speakers all around your outdoor space and play them all at the same time with ease. The iHRK-500LTMS is the perfect solution for your outdoor wireless audio needs and is sure to impress your friends and neighbors.

ALL WEATHER OUTDOOR SPEAKER

With a rating of IPX5, the iHRK-500LTMS is water resistant, specially designed to withstand most environments.

ACTIVE MULTI-LINK SPEAKER PAIR

Easy to link one active master speaker and multi slave speakers together for wide area sound coverage.

BLUETOOTH®

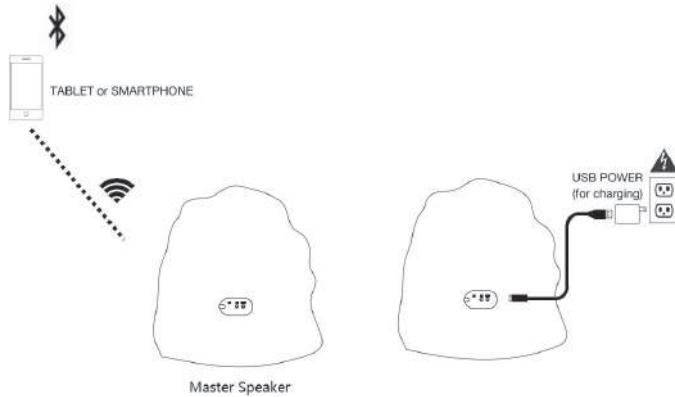
Super simple wireless connection. Once you connect your preferred device via Bluetooth®, it will automatically connect in the future. LED indicator displays connection status.

BIG SOUND, COMPACT PACKAGE

D Class amplifier specifically tuned for outdoor use and custom cabinet tooling design.

RECHARGEABLE BATTERY

The iHRK-500LTMS is equipped with a 2000mAh rechargeable Lithium-ion battery. Charge via microUSB cable or the speaker's built-in solar panel.



LED COLOR	FUNCTION	STATUS
RED	Charging	Battery Charging
OFF	Charging	Fully Charged
BLUE (Blinking)	Bluetooth	Attempting to pair
BLUE (Solid)	Bluetooth	Pairing successful
BLUE-WHITE (Solid)	Multi-Link	Master Speaker
WHITE (Blinking)	Multi-Link	Attempting to link to Master
WHITE (Solid)	Multi-Link	Linked to Master

VOICE PROMPTS:

Broadcast Audio Enabled

Broadcast Mode Enabled

PAIRING

Bluetooth Connected

Bluetooth Disconnected

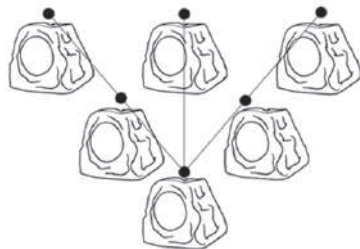
About 40 percent battery remain

About 60 percent battery remain

About 80 percent battery remain

100 percent battery remain

Battery Low



Back panel

1.Power ON/OFF

Short press power on and off
Double press the power button to change LED light mode.

Mode 1: Off

Mode 2: Beat to Music Changing colors

Mode 3: Solid 7 Colors to be selected.

Hold the power button for 3 Seconds for battery notification.

2.Pair (Multi-Link)

Short press PAIR button to be linking speaker, LED in white.

Double press PAIR button to be master speaker, LED in Blue-white.

Hold the PAIR button 3 Seconds for to disconnect Bluetooth®. You will hear "Bluetooth disconnected".

Note: will automatically power off after 10 minutes if no audio is playing.

3.Micro-USB charging

4.Charging LED

RED - Speaker Battery is charging.

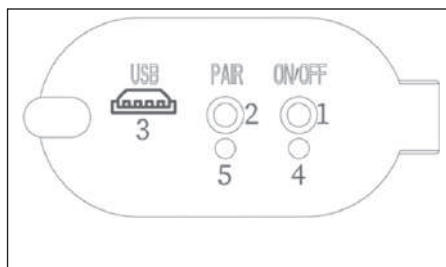
Off - Speaker Battery fully charged.

5.Bluetooth /Multi-Link LED

5.1 Bluetooth LED

BLUE BLINKING - Attempting to Bluetooth pair.

SOLID BLUE- Speaker has successfully paired via Bluetooth.



5.2 Multi-Link LED

Master speaker:

SOLID BLUE-WHITE – Master

Speaker has successfully paired via Bluetooth / Multi-link. and speaker is playing.

Additional linking speakers:

WHITE BLINKING - Attempting to Multi-link pair.

SOLID WHITE - Speaker has successfully paired via Multi-link. and Speaker is playing.

BLUETOOTH PAIRING NAME:

iHome iHRK-500LTMS

Connecting to One Speaker/Establishing the Master Speaker

Note: Ensure the Master speaker is within range of your Bluetooth device in order to connect.

1. Power on Multi-link speaker by pressing the power button.
2. Ensure the speaker is in Bluetooth/Master mode. A blue-White LED will indicate the speaker is in Bluetooth/Master mode, and you will hear **“Broadcast Audio Enabled”**. If a white LED appears, the speaker is in Bluetooth/Master mode, it is in Link mode. You will need to double press the PAIR button to exit Link mode.
3. To connect a Bluetooth device for the first time, navigate to your device’s Bluetooth setup screen, find **iHome iHRK-500LTMS**, and connect. LED will light up solid in blue when it is connected, and you will hear **“Bluetooth Connected”** for confirmation.

Note: The speaker will automatically connect to a previously paired Bluetooth device when powered on in Bluetooth/Master mode.

Note: If you experience trouble in connecting, select **“Forget this Device”** on your Bluetooth device and try to connect again.

Linking Additional Speakers to the “Master” Speaker with Multi-Link

After establishing the “master” speaker by connecting via Bluetooth as described above, you can link an unlimited amount of speakers to the “master” speaker to play the same music.

1. Power on the additional speaker(s) you would like to link to the “master” speaker.
2. Ensure the speaker(s) is in Link mode which will be indicated by the white LED. If a blue LED is seen, press the **PAIR** button to enable linking to the “master” speaker. You will hear **“Broadcast Mode Enabled”**. The same audio playing from the “master” speaker should now also be playing from the linked speaker.

SPECIFICATIONS

PRODUCT:	iHRK-500LTMS
Active/Passive	Active
Amplifier Type (CLASS)	D
Driver Size	5"
Total Power (PEAK)	30W
Bluetooth	BT5.0 – Range >10 Meters with TWS
Frequency Response	90Hz-12kHz
Lighting	YES
Sensitivity & Impedance	86dB, 4Ω
Waterproof Grade Rating	IPX5
Enclosure Material	Resonant-absorbing resin cabinet
Power Adapter	5V USB + Solar Charging
Battery Specs	2000mAH Lithium-Ion Rechargeable Battery

PRODUCT:	iHRK-500LTMS-PR
Active/Passive	Active
Amplifier Type (CLASS)	D
Driver Size	5" x 2
Total Power (PEAK)	30W x 2
Bluetooth	BT5.0 – Range >10 Meters with TWS
Frequency Response	90Hz-12kHz
Lighting	YES
Sensitivity & Impedance	86dB, 4Ω
Waterproof Grade Rating	IPX5
Enclosure Material	Resonant-absorbing resin cabinet
Power Adapter	5V USB + Solar Charging
Battery Specs	2 x 2000mAH Lithium-Ion Rechargeable Batteries

Responsible Party Name:

Innovative Concepts & Designs LLC

Company address:

458 Florida Grove Road
Perth Amboy, NJ, 08861 USA

FCC Compliance Statement

This device complies with Part 15 of the FCC Rules. The operation is subject to the following two conditions:

- (1) This device may not cause harmful interference, and
- (2) This device must accept any interference received, including interference that may cause undesired operation.

Note: This equipment has been tested and found to comply with the limits for a class B digital device, pursuant to Part 15 of the FCC Rules. These equipment generates uses and can radiate radio frequency energy and if not installed and used in accordance with the instructions, may cause harmful interference to radio communications. However, there is no guarantee that interference will not occur in a particular installation. If this equipment does cause interference to radio or television reception, which can be determined by turning the equipment off and then on, the user is encouraged to try to correct the interference by one or more of the following measures:

- Reorient or relocate the receiving antenna.
- Increase the separation between the equipment and receiver.
- Connect the equipment to a different outlet so that the equipment and receiver are on different branch circuits.
- Consult the dealer or an experienced radio/TV technician for help.

Any Changes or modifications not expressly approved by the party responsible for compliance could void the user's authority to operate the equipment.

This equipment complies with FCC radiation exposure limits set forth for an uncontrolled environment. This equipment should be installed and operated with minimum distance 20cm between the radiator & your body.

LEGALITY & SAFETY

The device is not intended for use by people (including children) with reduced physical, sensory or mental capacity. People who have not read the manual, unless they have received an explanation by someone responsible for their safety, should not use this unit. Children should be monitored to ensure that they do not play with the device. The device should always be readily accessible. The device should not be exposed to water. No objects filled with liquids, such as vases, shall be placed on the device. Always leave a minimum distance of 10 cm around the unit to ensure sufficient ventilation. Open flame sources, such as candles, should not be placed on top of the device. The device is intended for use only in a temperate climate. At full volume, prolonged listening may damage your hearing and cause temporary or permanent deafness, hearing drone, tinnitus, or hyperacusis. Listening at high volume is not recommended. One hour per day is not recommended either. Danger of explosion if battery is incorrectly replaced or not replaced by the same type or equivalent. The battery should not be exposed to excessive heat such as sunshine or fire. Different types of batteries, or new and used batteries, should not be mixed. The battery must be installed according to its polarity. If the battery is worn, it must be removed from the product. The battery must be disposed of safely.

Always use collection bins to protect the environment. The battery can only be replaced by the maker of this product, the sales department, or a qualified person. Switch the device off where the use of the device is not allowed or where there is a risk of causing interference or danger - for examples: on an aircraft, or near medical equipment, fuel, chemicals or blasting sites. Check the current laws and regulations regarding the use of this device in the areas where you drive. Do not handle the device when driving.

Concentrate fully on

driving. All wireless devices are susceptible to interference which may affect their performance. All our devices conform to international/national standards and regulations, and we aim to limit user exposure to electromagnetic fields. These standards and regulations were adopted after the completion of extensive scientific research. This research established no link between the use of the mobile headset and any adverse effects on health if the device is used in accordance with standard practices. Only qualified people are authorized to install or repair this product. Only use batteries, chargers and other accessories which are compatible with this equipment. Do not connect incompatible products. This equipment is not waterproof. Keep it dry. Keep your device in a safe place, out of the reach of young children. The device contains small parts which may present a choking hazard to kids

WARRANTY

A. Innovative Concepts & Designs LLC guarantees its products to be free from defects in materials and workmanship for one (1) year from the original purchase date. Exceptions: Laser assemblies on CD Players, batteries, cartridges, and crossfaders are covered for 90 days.

B. This limited warranty does not cover damage or failure caused by abuse, misuse, abnormal use, faulty installation, improper maintenance or any repairs other than those provided by an authorized Innovative Concepts & Designs LLC Service Center.

C. There are no obligations of liability on the part of Innovative Concepts & Designs LLC for consequential damages arising out of or in connection with the use or performance of the product or other indirect damages with respect to loss of property, revenues, of profit, or costs of removal, installation, or reinstallation. All implied warranties for Innovative Concepts & Designs LLC, including implied warranties for fitness, are limited in duration to one (1) year from the original date of purchase, unless otherwise mandated by local statutes.

iHome®



iHRK-500LTMS
iHRK-500LTMS-PR

Altavoces Multi Rock LED Bluetooth® para exteriores
impermeables con energía solar

ÍNDICE

Qué está incluido	14
Precauciones	15
Características	16
Descripción general del producto	17
Especificaciones	20
Cumplimiento de la FCC	21
Legalidad y seguridad	22
Garantía y reparación	23

Qué está incluido

Asegúrese de encontrar estos accesorios con sus altavoces Bluetooth IHRK

Si se compra un altavoz individual:

1 x Altavoz IHRK-500LTMS
1 x Cable USB de carga
Manual

Si se compra como un par en caja:

2 x Altavoces IHRK-500LTMS
2 x Cables USB de carga
Manual

PRECAUCIONES

POR FAVOR LEA ESTAS INSTRUCCIONES DADAS EN ESTE MANUAL Y LAS MARCADAS EN LA UNIDAD

Este conjunto ha sido diseñado y fabricado para garantizar la seguridad personal. El uso inadecuado puede provocar descargas eléctricas o peligro de incendio. Las medidas de seguridad incorporadas en esta unidad lo protegerán si observa los siguientes procedimientos de instalación, uso y servicio. Esta unidad está completamente transistorizada y no contiene ninguna pieza que pueda ser reparada por el usuario.

ADVERTENCIAS

Peligro de incendio y descarga eléctrica

- 1 - No coloque ninguna fuente de llama abierta, como velas encendidas, sobre o cerca del aparato.
- 2 - No intente reparar el aparato usted mismo.
- 3 - Abrir o quitar las cubiertas puede exponerlo a voltajes peligrosos u otros peligros y anulará la garantía del fabricante.
- 4 - Para evitar el riesgo de incendio o descarga eléctrica, evite sobrecargar los tomacorrientes de pared, los cables de extensión o los receptáculos de conveniencia integrales.
- 5 - Tormentas eléctricas Desenchufe este aparato durante tormentas eléctricas.
- 6- Entrada de objetos y líquidos: Nunca inserte objetos de ningún tipo a través de las aberturas de este aparato, ya que pueden tocar puntos de voltaje peligrosos o cortocircuitar partes que podrían resultar en un incendio o descarga eléctrica. Se debe tener cuidado para que no caigan objetos y no se derramen líquidos dentro del aparato a través de las aberturas de la carcasa.