

THE GUIDELINE FOR 5FT Neon Deer and Gift box Sleigh

Model No.: DSN-XM-OX0022

Adapter Rating : Input 100-240V~ 50/60Hz 0.2A Output 29V 310mA 9W

IMPORTANT SAFETY INSTRUCTIONS A) READ AND FOLLOW ALL SAFETY INSTRUCTIONS

- b) Do not use seasonal products outdoors unless marked suitable for indoor and outdoor use. When products are used in outdoor applications, connect the product to a Ground Fault Circuit interrupting (GFCI) outlet. If one is not provided, contact a qualified electrician for proper installation.
- c) This seasonal use product is not intended for permanent installation or use.
- d) Do not mount or place near gas or electric heaters, fireplace, candles or other similar sources of heat. e) Do not secure the wiring of the product with staples or nails, or place on sharp hooks or nails. f) Do not let lamps rest on the supply cord or on any wire.
- g) Unplug the product when leaving the house, when retiring for the night, or if left unattended.
- h) This is an electric product-not a toy! To avoid risk of fire, burns, personal injury and electric shock, it should not be played with or placed where small children can reach it. i) Do not use this product for other than its intended use. j) Do not hang ornaments or other objects from cord, wire, or light string.
- k) Do not close doors or windows on the product or extension cords as this may damage the wire insulation. l) Do not cover the product with cloth, paper or any material not part of the product when in use.
- m) This product is equipped with non-replaceable lamps. Do not twist lamps. And if non-replaceable lamps burn out or damaged, do not try to repair or replace it, it shall be discarded. n) Read and follow all instructions that are on the product or provided with the product.

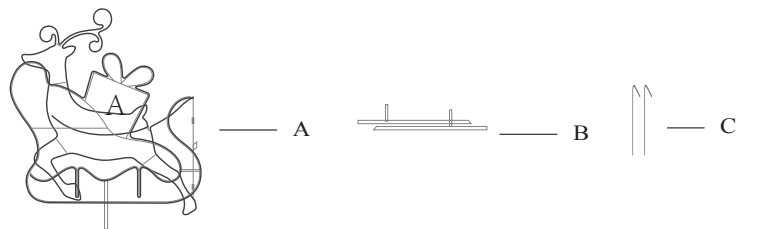
WARNING: When using outdoor use portable lighting products, basic safety precautions should always be followed to reduce the risk of fire, electric shock, and personal injury, including the following:

READ ALL INSTRUCTIONS

(a) Ground Fault Circuit Interrupter (GFCI) protection should be provided on the circuits or outlet to be used for the outdoor use flexible lighting product. Receptacles are available having built-in GFCI protection for this measure of safety.

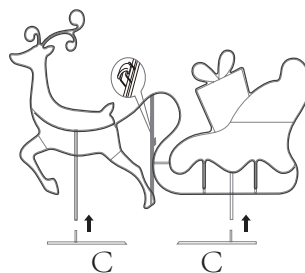
HOW TO ASSEMBLE

PART	DESCRIPTION	QUANTITY
A	Light Body	1
B	Base	2
C	Ground stake	2




1. Open the Base (B) .Fix the Light body (A) with Clips provided. Insert the Light Body (A) into the Base(B).

2. If you are using this motif as an outdoor decoration, use the provided Ground stakes (C) to secure the tree to the ground.



(1)



(2)

Maintain and Care

You should maintain and care for the light kit in the following areas before storage.

1. Clean and wipe all the metal parts. Use rust removal product (not included) such as WD-40 to clean any rusty spots if there is any when powder coating is damaged. (Note: Follow the rust removal product instructions when using it.)
2. Repaint any spots where the paint on the metal part is damaged. (Note: Paint not included)
3. Clean and wipe the light strands and all other parts. (Important: DO NOT let any part of this product submerge or soak in water.)
4. Be sure all parts are dry before storage.

Any Changes or modifications not expressly approved by the party responsible for compliance could void the user's authority to operate the equipment.

This device complies with part 15 of the FCC Rules. Operation is subject to the following two conditions: (1) This device may not cause harmful interference, and (2) this device must accept any interference received, including interference that may cause undesired operation.

NOTE: This equipment has been tested and found to comply with the limits for a Class B digital, pursuant to Part 15 of the FCC Rules. These limits are designed to provide reasonable protection against harmful interference in a residential installation. This equipment generates, uses and can radiate radio frequency energy and, if not installed and used in accordance with the instructions, may cause harmful interference to radio communications. However, there is no guarantee that interference will not occur in a particular installation. If the equipment does cause harmful interference to radio or television reception, which can be determined by turning the equipment off and on, the user is encouraged to try to correct the interference by one or more of the following measures:

- Reorient or relocate the receiving antenna.
- Increase the separation between the equipment and receiver.
- Connect the equipment into an outlet on a circuit different from that to which the receiver is connected.
- Consult the dealer or an experienced radio/ TV technician for help.