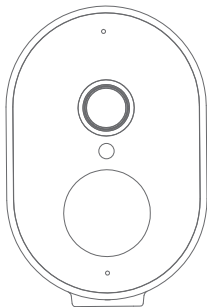


# User Manual

## Wireless Security Camera



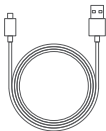
Model: C300

### **Quick Start Guide**

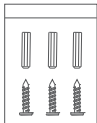
# Packing List



Wireless Camera



Charging Cable



Screw Pack

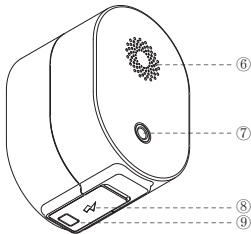
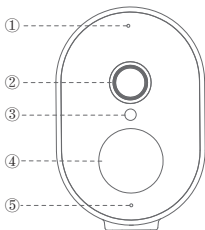


Mount



Quick Start Guide

# Camera Guide



① Indicator light

② Lens

③ Light Sensor

④ PIR motion sensor

⑤ Microphone

⑥ Speaker

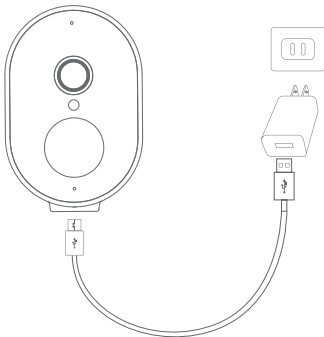
⑦ Screw mount

⑧ USB charging port

⑨ Power Button

# Step 1: Charge your camera battery

Fully charge your camera battery. Plug into a USB power source (5V) using the provided cable.



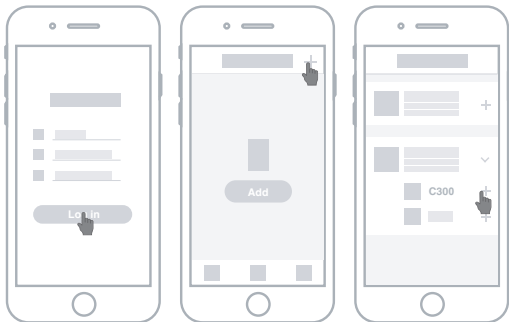
## Step 2: Download the APP

Please scan the QR code or search "Home Guards" in Google Play Store or APP Store to download the APP.



## Step 3: Add your camera into APP

Enter into the App, sign up for a free account and log in. Go to the home page and Click the "+" icon on the top right corner, select your camera. Please follow the instruction on the App interface to add your camera.



# Product Spec

Video Resolution	1080P (1920*1080)
Image Sensor	2 megapixels
Lens Field of View	120°
Audio	Full Duplex 2 way Audio
Microphone	Microphone with noise and echo cancellation
Night Vision	Infrared LEDs (850nm) with IR Cut Filter, illuminates up to 16 feet (5m)
Motion Detection	PIR, adjustable sensitivity, detects up to 26 feet (8m)
Networking	2.4GHz 802.11 b/g/n
Battery	5200mAh rechargeable lithium battery
Charge Time to Full	4 hrs
Operating Temperature	-4°F to 158°F (-20°C to 70°C)
Dimension	3.5 x 2.4 x 2.2 in (90 x 60 x 56mm)
Weight	7.8oz (221g)

## **FCC STATEMENT :**

Any Changes or modifications not expressly approved by the party responsible for compliance could void the user's authority to operate the equipment.

This device complies with Part 15 of the FCC Rules. Operation is subject to the following two conditions:

- (1) This device may not cause harmful interference, and
- (2) This device must accept any interference received, including interference that may cause undesired operation.

### **FCC Radiation Exposure Statement:**

This equipment complies with FCC radiation exposure limits set forth for an uncontrolled environment. This equipment should be installed and operated with minimum distance 20cm between the radiator & your body.

This transmitter must not be co-located or operating in conjunction with any other antenna or transmitter.