

# FCC SAR EVALUATION REPORT

**In accordance with the requirements of  
FCC 47 CFR Part 2(2.1093), ANSI/IEEE C95.1-1992 and  
IEEE Std 1528-2013**

**Product Name :** Smart phone

**Brand Name :** Uniqcell

**Model Name :** UNI GO

**Family Model :** N/A

**Report No. :** S21123100905001

**FCC ID :** 2AWCN-UNIGO

**Prepared for**

4G NET INC

3000 NW 72 AVENUE MIAMI FLORIDA 33122 UNITED STATES

**Prepared by**

Shenzhen NTEK Testing Technology Co., Ltd.

1/F, Building E, Fenda Science Park, Sanwei Community, Xixiang Street,

Bao'an District, Shenzhen 518126 P.R.China.

Tel. 400-800-6106, 0755-2320 0050, 0755-2320 0090

Website: <http://www.ntek.org.cn>

### TEST RESULT CERTIFICATION

**Applicant's name** .....: 4G NET INC  
**Address** .....: 3000 NW 72 AVENUE MIAMI FLORIDA 33122 UNITED STATES  
**Manufacturer's Name** .....: SHENZHEN TR ELECTRONIC CO.,LTD  
 Second floor A, Four floor B, Sailian Industrial Park, NO.50 Zhulong  
**Address** .....: Tian Road, Fourth Industrial Zone, Shuitian community, Shiyan  
 Street, Baoan District, Shenzhen City.

**Product description**

**Product name** .....: Smart phone  
**Brand Name** .....: Uniqcell  
**Model and/or type reference** ..: UNI GO  
**Family Model** .....: N/A  
 FCC 47 CFR Part 2(2.1093)  
 ANSI/IEEE C95.1-1992

**Standards** .....: IEEE Std 1528-2013  
 Published RF exposure KDB procedures

This device described above has been tested by Shenzhen NTEK. In accordance with the measurement methods and procedures specified in IEEE Std 1528-2013 and KDB 865664 D01. Testing has shown that this device is capable of compliance with localized specific absorption rate (SAR) specified in FCC 47 CFR Part 2(2.1093) and ANSI/IEEE C95.1-1992. The test results in this report apply only to the tested sample of the stated device/equipment. Other similar device/equipment will not necessarily produce the same results due to production tolerance and measurement uncertainties.

This report shall not be reproduced except in full, without the written approval of Shenzhen NTEK, this document may be altered or revised by Shenzhen NTEK, personal only, and shall be noted in the revision of the document.

**Date of Test**

**Date (s) of performance of tests** .....: Jan. 13, 2022 ~ Jan. 25, 2022  
**Date of Issue**.....: Feb. 10, 2022  
**Test Result**.....: **Pass**

Prepared By : Jacob.chen  
 (Test Engineer) : (Jacob Chen)

Approved By : Alex  
 (Lab Manager) : (Alex Li)

※ ※ **Revision History** ※ ※

| REV.    | DESCRIPTION                 | ISSUED DATE   | REMARK     |
|---------|-----------------------------|---------------|------------|
| Rev.1.0 | Initial Test Report Release | Feb. 10, 2022 | Jacob Chen |
|         |                             |               |            |
|         |                             |               |            |
|         |                             |               |            |

## TABLE OF CONTENTS

|  |    |
|--|----|
| 1. General Information .....                                 | 6  |
| 1.1. RF exposure limits.....                                 | 6  |
| 1.2. Statement of Compliance .....                           | 7  |
| 1.3. EUT Description .....                                   | 7  |
| 1.4. Test specification(s) .....                             | 9  |
| 1.5. Ambient Condition.....                                  | 9  |
| 2. SAR Measurement System .....                              | 10 |
| 2.1. SATIMO SAR Measurement Set-up Diagram .....             | 10 |
| 2.2. Robot .....   | 11 |
| 2.3. E-Field Probe.....                                      | 12 |
| 2.3.1. E-Field Probe Calibration .....                       | 12 |
| 2.4. SAM phantoms .....                                      | 13 |
| 2.4.1. Technical Data .....                                  | 14 |
| 2.5. Device Holder .....                                     | 15 |
| 2.6. Test Equipment List .....                               | 16 |
| 3. SAR Measurement Procedures .....                          | 18 |
| 3.1. Power Reference .....                                   | 18 |
| 3.2. Area scan & Zoom scan.....                              | 18 |
| 3.3. Description of interpolation/extrapolation scheme ..... | 20 |
| 3.4. Volumetric Scan .....                                   | 20 |
| 3.5. Power Drift .....                                       | 20 |
| 4. System Verification Procedure .....                       | 21 |
| 4.1. Tissue Verification .....                               | 21 |
| 4.1.1. Tissue Dielectric Parameter Check Results .....       | 22 |
| 4.2. System Verification Procedure .....                     | 23 |
| 4.2.1. System Verification Results.....                      | 24 |
| 5. SAR Measurement variability and uncertainty .....         | 25 |
| 5.1. SAR measurement variability.....                        | 25 |
| 5.2. SAR measurement uncertainty .....                       | 25 |
| 6. RF Exposure Positions.....                                | 26 |
| 6.1. Ear and handset reference point .....                   | 26 |
| 6.2. Definition of the cheek position .....                  | 26 |
| 6.3. Definition of the tilt position .....                   | 28 |
| 6.4. Body Worn Accessory .....                               | 28 |
| 6.5. Wireless Router Devices .....                           | 29 |
| 7. RF Output Power .....                                     | 30 |
| 7.1. GSM Conducted Power .....                               | 30 |
| 7.2. WCDMA Conducted Power .....                             | 30 |
| 7.3. LTE Conducted Power .....                               | 32 |

|  |     |
|--|-----|
| 7.4. WLAN & Bluetooth Output Power .....             | 44  |
| 8. Antenna Location.....                             | 46  |
| 9. Stand-alone SAR test exclusion.....               | 46  |
| 10. SAR Results .....                                | 47  |
| 10.1. SAR measurement Result.....                    | 47  |
| 10.1.1. SAR measurement Result of GSM850.....        | 47  |
| 10.1.2. SAR measurement Result of GSM1900.....       | 48  |
| 10.1.3. SAR measurement Result of WCDMA Band 2.....  | 49  |
| 10.1.4. SAR measurement Result of WCDMA Band 4.....  | 50  |
| 10.1.5. SAR measurement Result of WCDMA Band 5.....  | 51  |
| 10.1.6. SAR measurement Result of LTE Band 2 .....   | 51  |
| 10.1.7. SAR measurement Result of LTE Band 4 .....   | 53  |
| 10.1.8. SAR measurement Result of LTE Band 5 .....   | 55  |
| 10.1.9. SAR measurement Result of LTE Band 7 .....   | 57  |
| 10.1.10. SAR measurement Result of LTE Band 17 ..... | 59  |
| 10.1.11. SAR measurement Result of LTE Band 66 ..... | 61  |
| 10.1.12. SAR measurement Result of WLAN 2.4G .....   | 62  |
| 10.2. Simultaneous Transmission Analysis.....        | 63  |
| 11. Appendix A. Photo documentation .....            | 64  |
| 12. Appendix B. System Check Plots.....              | 65  |
| 13. Appendix C. Plots of High SAR Measurement.....   | 78  |
| 14. Appendix D. Calibration Certificate .....        | 127 |

## 1. General Information

### 1.1. RF exposure limits

(A).Limits for Occupational/Controlled Exposure (W/kg)

| Whole-Body | Partial-Body | Hands, Wrists, Feet and Ankles |
|------------|--------------|--------------------------------|
| 0.4        | 8.0          | 20.0                           |

(B).Limits for General Population/Uncontrolled Exposure (W/kg)

| Whole-Body | Partial-Body | Hands, Wrists, Feet and Ankles |
|------------|--------------|--------------------------------|
| 0.08       | 1.6          | 4.0                            |

NOTE: **Whole-Body SAR** is averaged over the entire body, **partial-body SAR** is averaged over any 1 gram of tissue defined as a tissue volume in the shape of a cube. **SAR for hands, wrists, feet and ankles** is averaged over any 10 grams of tissue defined as a tissue volume in the shape of a cube.

#### **Occupational/Controlled Environments:**

Are defined as locations where there is exposure that may be incurred by people who are aware of the potential for exposure, (i.e. as a result of employment or occupation).

#### **General Population/Uncontrolled Environments:**

Are defined as locations where there is the exposure of individuals who have no knowledge or control of their exposure.

NOTE  
HEAD AND TRUNK LIMIT  
1.6 W/kg  
APPLIED TO THIS EUT

### 1.2. Statement of Compliance

The maximum results of Specific Absorption Rate (SAR) found during testing for UNI GO are as follows.

| RF Exposure Conditions                         |           | Equipment Class -Highest Reported SAR (W/kg) |       |     |       |
|--|-----------|--|-------|-----|-------|
|  |           | PCE  | DTS   | NII | DSS   |
| 1-g Head                                       |           | 0.222  | 0.160 | N/A | N/A   |
| 1-g Body-Worn<br>(Separation distance of 10mm) |           | 0.532  | 0.131 | N/A | N/A   |
| 1-g Hotspot<br>(Separation distance of 10mm)   |           | 0.532  | 0.131 | N/A | N/A   |
| Max Simultaneous Tx                            | Head      | 0.432  | 0.382 | N/A | 0.432 |
|  | Body-Worn | 0.663  | 0.663 | N/A | 0.637 |
|  | Hotspot   | 0.663  | 0.663 | N/A | 0.637 |

Note: The Max Simultaneous Tx is calculated based on the same configuration and test position.

This device is in compliance with Specific Absorption Rate (SAR) for general population/uncontrolled exposure limits (1.6 W/kg) specified in FCC 47 CFR Part 2(2.1093) and ANSI/IEEE C95.1-1992, and had been tested in accordance with the measurement methods and procedures specified in IEEE Std 1528-2013 & KDB 865664 D01.

### 1.3. EUT Description

| Device Information              |  |
|---------------------------------|--|
| Product Name                    | Smart phone  |
| Brand Name                      | Uniqcell   |
| Model Name                      | UNI GO   |
| Family Model                    | N/A  |
| FCC ID                          | 2AWCN-UNIGO  |
| Device Phase                    | Identical Prototype  |
| Exposure Category               | General population / Uncontrolled environment                                |
| Antenna Type                    | PIFA Antenna   |
| Battery Information             | DC 3.85V, 19.25Wh  |
| HW Version                      | E64E_V2.0X   |
| SW Version                      | c64_xx08-frog-G67EUI_G67EUI_20220105   |
| Device Operating Configurations |  |
| Supporting Mode(s)              | GSM 850/1900, WCDMA Band 2/4/5, LTE Band 2/4/5/7/17/66, WLAN 2.4G, Bluetooth |
| Test Modulation                 | GSM(GMSK/8PSK), WCDMA(QPSK), LTE(QPSK/16QAM),                                |

|                                     |  |                                   |           |
|-------------------------------------|--|-----------------------------------|-----------|
|                                     | WLAN(DSSS/OFDM), Bluetooth(GFSK, π/4-DQPSK, 8DPSK) |                                   |           |
| Device Class                        | B  |                                   |           |
| Operating Frequency Range(s)        | Band   | Tx (MHz)                          | Rx (MHz)  |
|                                     | GSM 850  | 824-849                           | 869-894   |
|                                     | GSM 1900   | 1850-1910                         | 1930-1990 |
|                                     | WCDMA Band 2                                       | 1850-1910                         | 1930-1990 |
|                                     | WCDMA Band 4                                       | 1710-1755                         | 2110-2155 |
|                                     | WCDMA Band 5                                       | 824-849                           | 869-894   |
|                                     | LTE Band 2   | 1850-1910                         | 1930-1990 |
|                                     | LTE Band 4   | 1710-1755                         | 2110-2155 |
|                                     | LTE Band 5   | 824-849                           | 869-894   |
|                                     | LTE Band 7   | 2500-2570                         | 2620-2690 |
|                                     | LTE Band 17  | 704-716                           | 734-746   |
|                                     | LTE Band 66  | 1710-1780                         | 2110-2200 |
|                                     | WLAN 2.4G  | 2412-2462                         |           |
|                                     | Bluetooth  | 2402-2480                         |           |
|                                     | GPRS Multislot Class(12)                           | Max Number of Timeslots in Uplink |           |
| Max Number of Timeslots in Downlink |  | 4                                 |           |
| Max Total Timeslot                  |  | 5                                 |           |
| EDGE Multislot Class(12)            | Max Number of Timeslots in Uplink                  |                                   | 4         |
|                                     | Max Number of Timeslots in Downlink                |                                   | 4         |
|                                     | Max Total Timeslot                                 |                                   | 5         |
| Power Class                         | 4, tested with power level 5(GSM 850)              |                                   |           |
|                                     | 1, tested with power level 0(GSM 1900)             |                                   |           |
|                                     | 3, tested with power control "all 1"(WCDMA Band 2) |                                   |           |
|                                     | 3, tested with power control "all 1"(WCDMA Band 4) |                                   |           |
|                                     | 3, tested with power control "all 1"(WCDMA Band 5) |                                   |           |
|                                     | 3, tested with power control all Max.(LTE Band 2)  |                                   |           |
|                                     | 3, tested with power control all Max.(LTE Band 4)  |                                   |           |
|                                     | 3, tested with power control all Max.(LTE Band 5)  |                                   |           |
|                                     | 3, tested with power control all Max.(LTE Band 7)  |                                   |           |
|                                     | 3, tested with power control all Max.(LTE Band 17) |                                   |           |
|                                     | 3, tested with power control all Max.(LTE Band 66) |                                   |           |



**1.4. Test specification(s)**

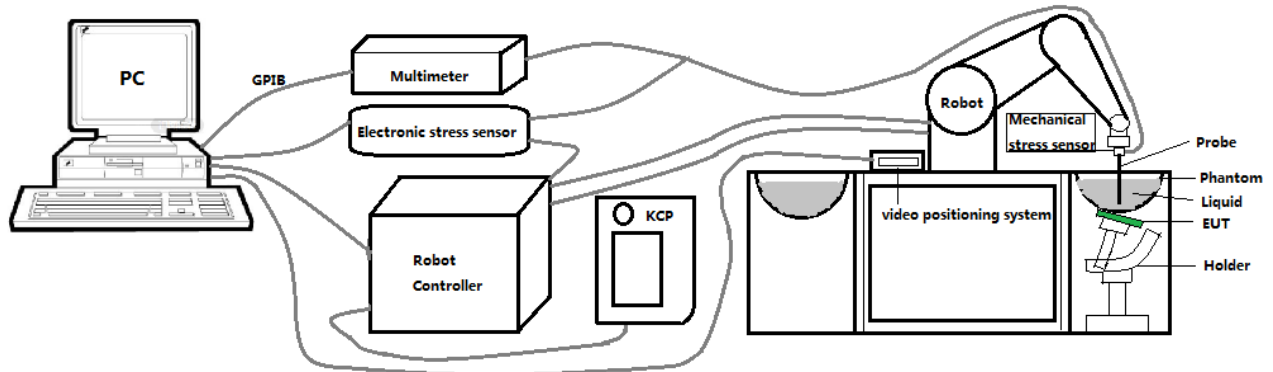
|   |
|---|
| FCC 47 CFR Part 2(2.1093)                       |
| ANSI/IEEE C95.1-1992                            |
| IEEE Std 1528-2013                              |
| KDB 865664 D01 SAR measurement 100 MHz to 6 GHz |
| KDB 865664 D02 RF Exposure Reporting            |
| KDB 447498 D01 General RF Exposure Guidance     |
| KDB 248227 D01 802.11 Wi-Fi SAR                 |
| KDB 941225 D01 3G SAR Procedures                |
| KDB 941225 D05 SAR for LTE Devices              |
| KDB 941225 D06 Hotspot SAR                      |
| KDB 648474 D04 Handset SAR                      |

**1.5. Ambient Condition**

|                     |             |
|---------------------|-------------|
| Ambient temperature | 20°C – 24°C |
| Relative Humidity   | 30% – 70%   |

## 2. SAR Measurement System

### 2.1. SATIMO SAR Measurement Set-up Diagram



These measurements were performed with the automated near-field scanning system OPENSAR from SATIMO. The system is based on a high precision robot (working range: 901 mm), which positions the probes with a positional repeatability of better than  $\pm 0.03$  mm. The SAR measurements were conducted with dosimetric probe (manufactured by SATIMO), designed in the classical triangular configuration and optimized for dosimetric evaluation.

The first step of the field measurement is the evaluation of the voltages induced on the probe by the device under test. Probe diode detectors are nonlinear. Below the diode compression point, the output voltage is proportional to the square of the applied E-field; above the diode compression point, it is linear to the applied E-field. The compression point depends on the diode, and a calibration procedure is necessary for each sensor of the probe.

The Keithley multimeter reads the voltage of each sensor and send these three values to the PC. The corresponding E field value is calculated using the probe calibration factors, which are stored in the working directory. This evaluation includes linearization of the diode characteristics. The field calculation is done separately for each sensor. Each component of the E field is displayed on the "Dipole Area Scan Interface" and the total E field is displayed on the "3D Interface"

## 2.2. Robot

The SATIMO SAR system uses the high precision robots from KUKA. For the 6-axis controller system, the robot controller version (KUKA) from KUKA is used. The KUKA robot series have many features that are important for our application:



- High precision (repeatability  $\pm 0.03$  mm)
- High reliability (industrial design)
- Jerk-free straight movements
- Low ELF interference (the closed metallic construction shields against motor control fields)

### 2.3. E-Field Probe

This E-field detection probe is composed of three orthogonal dipoles linked to special Schottky diodes with low detection thresholds. The probe allows the measurement of electric fields in liquids such as the one defined in the IEEE and CENELEC standards.

For the measurements the Specific Dosimetric E-Field Probe SN 08/16 EPGO287 with following specifications is used



- Dynamic range: 0.01-100 W/kg
  - Tip Diameter : 2.5 mm
  - Distance between probe tip and sensor center: 1 mm
  - Distance between sensor center and the inner phantom surface: 2 mm (repeatability better than  $\pm 1$  mm).
  - Probe linearity:  $\pm 0.08$  dB
  - Axial isotropy:  $\pm 0.01$  dB
  - Hemispherical Isotropy:  $\pm 0.01$  dB
  - Calibration range: 650MHz to 5900MHz for head & body simulating liquid.
  - Lower detection limit: 8mW/kg
- Angle between probe axis (evaluation axis) and surface normal line: less than  $30^\circ$ .

#### 2.3.1. E-Field Probe Calibration

Each probe needs to be calibrated according to a dosimetric assessment procedure with accuracy better than  $\pm 10\%$ . The spherical isotropy shall be evaluated and within  $\pm 0.25$ dB. The sensitivity parameters (Norm X, Norm Y, and Norm Z), the diode compression parameter (DCP) and the conversion factor (Conv F) of the probe are tested. The calibration data can be referred to appendix D of this report.

## 2.4. SAM phantoms

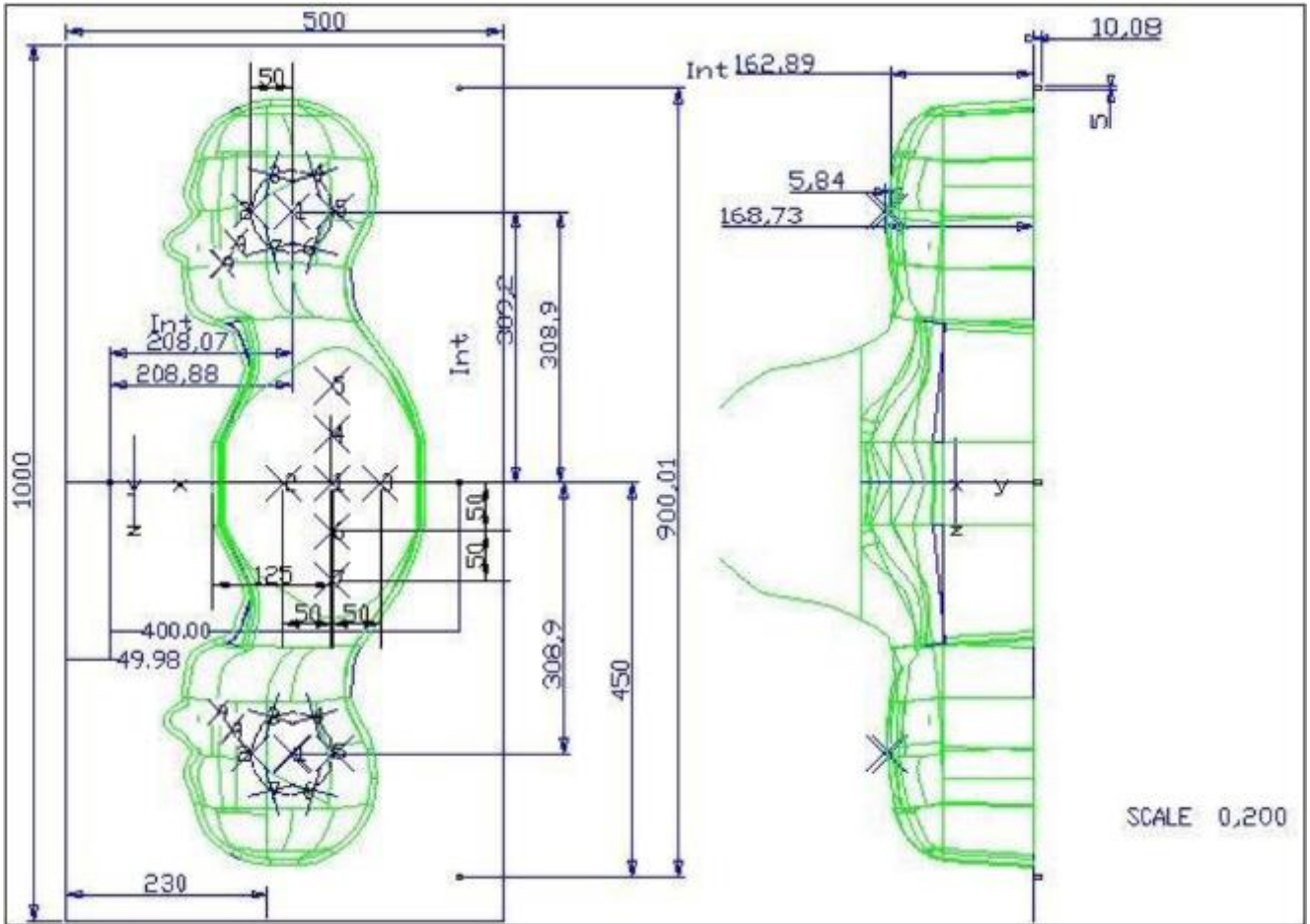
Photo of SAM phantom SN 16/15 SAM119



The SAM phantom is used to measure the SAR relative to people exposed to electro-magnetic field radiated by mobile phones.

2.4.1. Technical Data

| Serial Number   | Shell thickness | Filling volume | Dimensions                                      | Positionner Material    | Permittivity | Loss Tangent |
|-----------------|-----------------|----------------|---|-------------------------|--------------|--------------|
| SN 16/15 SAM119 | 2 mm ±0.2 mm    | 27 liters      | Length:1000 mm<br>Width:500 mm<br>Height:200 mm | Gelcoat with fiberglass | 3.4          | 0.02         |

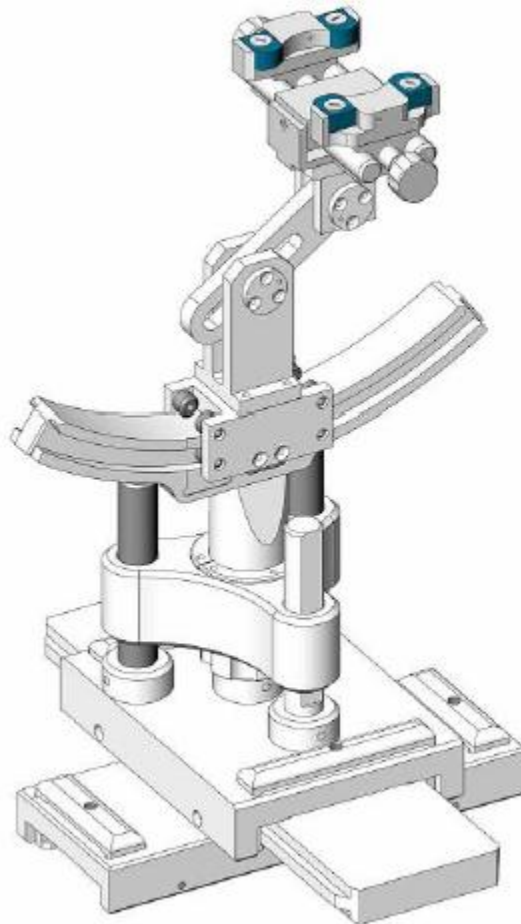


| Serial Number   | Left Head(mm) |      | Right Head(mm) |      | Flat Part(mm) |      |
|-----------------|---------------|------|----------------|------|---------------|------|
|                 | 1             | 2    | 1              | 2    | 1             | 2    |
| SN 16/15 SAM119 | 2             | 2.02 | 2              | 2.08 | 1             | 2.09 |
|                 | 3             | 2.05 | 3              | 2.06 | 2             | 2.06 |
|                 | 4             | 2.07 | 4              | 2.07 | 3             | 2.08 |
|                 | 5             | 2.08 | 5              | 2.08 | 4             | 2.10 |
|                 | 6             | 2.05 | 6              | 2.07 | 5             | 2.10 |
|                 | 7             | 2.05 | 7              | 2.05 | 6             | 2.07 |
|                 | 8             | 2.07 | 8              | 2.06 | 7             | 2.07 |
|                 | 9             | 2.08 | 9              | 2.06 | -             | -    |

The test, based on ultrasonic system, allows measuring the thickness with an accuracy of 10 µm.

## 2.5. Device Holder

The positioning system allows obtaining cheek and tilting position with a very good accuracy. In compliance with CENELEC, the tilt angle uncertainty is lower than 1 degree.



| Serial Number   | Holder Material | Permittivity | Loss Tangent |
|-----------------|-----------------|--------------|--------------|
| SN 16/15 MSH100 | Delrin          | 3.7          | 0.005        |

## 2.6. Test Equipment List

This table gives a complete overview of the SAR measurement equipment.

Devices used during the test described are marked

|                                     | Manufacturer | Name of Equipment                    | Type/Model | Serial Number             | Calibration   |               |
|-------------------------------------|--------------|--------------------------------------|------------|---------------------------|---------------|---------------|
|                                     |              |                                      |            |                           | Last Cal.     | Due Date      |
| <input checked="" type="checkbox"/> | MVG          | E FIELD PROBE                        | SSE2       | SN 08/16 EPGO287          | Mar. 01, 2021 | Feb. 28, 2022 |
| <input checked="" type="checkbox"/> | MVG          | 750 MHz Dipole                       | SID750     | SN 03/15 DIP<br>0G750-355 | Mar. 01, 2021 | Feb. 28, 2024 |
| <input checked="" type="checkbox"/> | MVG          | 835 MHz Dipole                       | SID835     | SN 03/15 DIP<br>0G835-347 | Mar. 01, 2021 | Feb. 28, 2024 |
| <input type="checkbox"/>            | MVG          | 900 MHz Dipole                       | SID900     | SN 03/15 DIP<br>0G900-348 | Mar. 01, 2021 | Feb. 28, 2024 |
| <input checked="" type="checkbox"/> | MVG          | 1800 MHz Dipole                      | SID1800    | SN 03/15 DIP<br>1G800-349 | Mar. 01, 2021 | Feb. 28, 2024 |
| <input checked="" type="checkbox"/> | MVG          | 1900 MHz Dipole                      | SID1900    | SN 03/15 DIP<br>1G900-350 | Mar. 01, 2021 | Feb. 28, 2024 |
| <input type="checkbox"/>            | MVG          | 2000 MHz Dipole                      | SID2000    | SN 03/15 DIP<br>2G000-351 | Mar. 01, 2021 | Feb. 28, 2024 |
| <input checked="" type="checkbox"/> | MVG          | 2450 MHz Dipole                      | SID2450    | SN 03/15 DIP<br>2G450-352 | Mar. 01, 2021 | Feb. 28, 2024 |
| <input checked="" type="checkbox"/> | MVG          | 2600 MHz Dipole                      | SID2600    | SN 03/15 DIP<br>2G600-356 | Mar. 01, 2021 | Feb. 28, 2024 |
| <input type="checkbox"/>            | MVG          | 5000 MHz Dipole                      | SWG5500    | SN 13/14 WGA 33           | Mar. 01, 2021 | Feb. 28, 2024 |
| <input checked="" type="checkbox"/> | MVG          | Liquid measurement Kit               | SCLMP      | SN 21/15 OCPG 72          | NCR           | NCR           |
| <input checked="" type="checkbox"/> | MVG          | Power Amplifier                      | N.A        | AMPLISAR_28/14_003        | NCR           | NCR           |
| <input checked="" type="checkbox"/> | KEITHLEY     | Millivoltmeter                       | 2000       | 4072790                   | NCR           | NCR           |
| <input checked="" type="checkbox"/> | R&S          | Universal radio communication tester | CMU200     | 117858                    | Jul. 01, 2021 | Jun. 30, 2022 |
| <input checked="" type="checkbox"/> | R&S          | Wideband radio communication tester  | CMW500     | 103917                    | Jul. 01, 2021 | Jun. 30, 2022 |
| <input checked="" type="checkbox"/> | HP           | Network Analyzer                     | 8753D      | 3410J01136                | Jul. 01, 2021 | Jun. 30, 2022 |
| <input checked="" type="checkbox"/> | Agilent      | PSG Analog Signal Generator          | E8257D     | MY51110112                | Jul. 01, 2021 | Jun. 30, 2022 |



|                                     |          |                        |         |            |                  |                  |
|-------------------------------------|----------|------------------------|---------|------------|------------------|------------------|
| <input checked="" type="checkbox"/> | Agilent  | Power meter            | E4419B  | MY45102538 | Jul. 01,<br>2021 | Jun. 30,<br>2022 |
| <input checked="" type="checkbox"/> | Agilent  | Power sensor           | E9301A  | MY41495644 | Jul. 01,<br>2021 | Jun. 30,<br>2022 |
| <input checked="" type="checkbox"/> | Agilent  | Power sensor           | E9301A  | US39212148 | Jul. 01,<br>2021 | Jun. 30,<br>2022 |
| <input checked="" type="checkbox"/> | MCLI/USA | Directional<br>Coupler | CB11-20 | 0D2L51502  | Jul. 17,<br>2020 | Jul. 16,<br>2023 |

### 3. SAR Measurement Procedures

The measurement procedures are as follows:

<Conducted power measurement>

- (a) For WWAN power measurement, use base station simulator to configure EUT WWAN transmission in conducted connection with RF cable, at maximum power in each supported wireless interface and frequency band.
- (b) Read the WWAN RF power level from the base station simulator.
- (c) For Wi-Fi/BT power measurement, use engineering software to configure EUT Wi-Fi/BT continuously transmission, at maximum RF power in each supported wireless interface and frequency band.
- (d) Connect EUT RF port through RF cable to the power meter, and measure Wi-Fi/BT output power.

<SAR measurement>

- (a) Use base station simulator to configure EUT WWAN transmission in radiated connection, and engineering software to configure EUT Wi-Fi/BT continuously transmission, at maximum RF power, in the highest power channel.
- (b) Place the EUT in the positions as Appendix A demonstrates.
- (c) Set scan area, grid size and other setting on the OPENSAR software.
- (d) Measure SAR results for the highest power channel on each testing position.
- (e) Find out the largest SAR result on these testing positions of each band.
- (f) Measure SAR results for other channels in worst SAR testing position if the reported SAR of highest power channel is larger than 0.8 W/kg.

According to the test standard, the recommended procedure for assessing the peak spatial-average SAR value consists of the following steps:

- (a) Power reference measurement
- (b) Area scan
- (c) Zoom scan
- (d) Power drift measurement

#### 3.1. Power Reference

The Power Reference Measurement and Power Drift Measurements are for monitoring the power drift of the device under test in the batch process. The minimum distance of probe sensors to surface determines the closest measurement point to phantom surface. This distance cannot be smaller than the distance of sensor calibration points to probe tip as defined in the probe properties.

#### 3.2. Area scan & Zoom scan

The area scan is a 2D scan to find the hot spot location on the DUT. The zoom scan is a 3D scan

above the hot spot to calculate the 1g and 10g SAR value.

Measurement of the SAR distribution with a grid of 8 to 16 mm \* 8 to 16 mm and a constant distance to the inner surface of the phantom. Since the sensors cannot directly measure at the inner phantom surface, the values between the sensors and the inner phantom surface are extrapolated. With these values the area of the maximum SAR is calculated by an interpolation scheme. Around this point, a cube of 30 \* 30 \* 30 mm or 32 \* 32 \* 32 mm is assessed by measuring 5 or 8 \* 5 or 8 \* 4 or 5 mm. With these data, the peak spatial-average SAR value can be calculated.

From the scanned SAR distribution, identify the position of the maximum SAR value, in addition identify the positions of any local maxima with SAR values within 2 dB of the maximum value that will not be within the zoom scan of other peaks; additional peaks shall be measured only when the primary peak is within 2 dB of the SAR compliance limit (e.g., 1 W/kg for 1,6 W/kg 1 g limit, or 1,26 W/kg for 2 W/kg, 10 g limit).

Area scan & Zoom scan scan parameters extracted from FCC KDB 865664 D01 SAR measurement 100 MHz to 6 GHz.

|  |                                      | ≤ 3 GHz   | > 3 GHz  |   |
|--|--------------------------------------|---|--|---|
| Maximum distance from closest measurement point (geometric center of probe sensors) to phantom surface |                                      | 5 ± 1 mm  | ½·δ·ln(2) ± 0.5 mm   |   |
| Maximum probe angle from probe axis to phantom surface normal at the measurement location              |                                      | 30° ± 1°  | 20° ± 1°   |   |
| Maximum area scan spatial resolution: Δx <sub>Area</sub> , Δy <sub>Area</sub>                          |                                      | ≤ 2 GHz: ≤ 15 mm<br>2 – 3 GHz: ≤ 12 mm  | 3 – 4 GHz: ≤ 12 mm<br>4 – 6 GHz: ≤ 10 mm                       |   |
|  |                                      | When the x or y dimension of the test device, in the measurement plane orientation, is smaller than the above, the measurement resolution must be ≤ the corresponding x or y dimension of the test device with at least one measurement point on the test device. |  |   |
| Maximum zoom scan spatial resolution: Δx <sub>Zoom</sub> , Δy <sub>Zoom</sub>                          |                                      | ≤ 2 GHz: ≤ 8 mm<br>2 – 3 GHz: ≤ 5 mm*   | 3 – 4 GHz: ≤ 5 mm*<br>4 – 6 GHz: ≤ 4 mm*                       |   |
| Maximum zoom scan spatial resolution, normal to phantom surface  | uniform grid: Δz <sub>Zoom</sub> (n) | ≤ 5 mm  | 3 – 4 GHz: ≤ 4 mm<br>4 – 5 GHz: ≤ 3 mm<br>5 – 6 GHz: ≤ 2 mm    |   |
|  | graded grid                          | Δz <sub>Zoom</sub> (1): between 1 <sup>st</sup> two points closest to phantom surface   | ≤ 4 mm   | 3 – 4 GHz: ≤ 3 mm<br>4 – 5 GHz: ≤ 2.5 mm<br>5 – 6 GHz: ≤ 2 mm |
|  |                                      | Δz <sub>Zoom</sub> (n>1): between subsequent points   | ≤ 1.5·Δz <sub>Zoom</sub> (n-1)                                 |   |
| Minimum zoom scan volume   | x, y, z                              | ≥ 30 mm   | 3 – 4 GHz: ≥ 28 mm<br>4 – 5 GHz: ≥ 25 mm<br>5 – 6 GHz: ≥ 22 mm |   |

Note: δ is the penetration depth of a plane-wave at normal incidence to the tissue medium; see draft standard IEEE P1528-2011 for details.

\* When zoom scan is required and the *reported* SAR from the *area scan based 1-g SAR estimation* procedures of KDB 447498 is ≤ 1.4 W/kg, ≤ 8 mm, ≤ 7 mm and ≤ 5 mm zoom scan resolution may be applied, respectively, for 2 GHz to 3 GHz, 3 GHz to 4 GHz and 4 GHz to 6 GHz.

### 3.3. Description of interpolation/extrapolation scheme

The local SAR inside the phantom is measured using small dipole sensing elements inside a probe body. The probe tip must not be in contact with the phantom surface in order to minimise measurements errors, but the highest local SAR will occur at the surface of the phantom.

An extrapolation is used to determine these highest local SAR values. The extrapolation is based on a fourth-order least-square polynomial fit of measured data. The local SAR value is then extrapolated from the liquid surface with a 1 mm step.

The measurements have to be performed over a limited time (due to the duration of the battery) so the step of measurement is high. It could vary between 5 and 8 mm. To obtain an accurate assessment of the maximum SAR averaged over 10 grams and 1 gram requires a very fine resolution in the three dimensional scanned data array.

### 3.4. Volumetric Scan

The volumetric scan consists of a full 3D scan over a specific area. This 3D scan is useful for multi Tx SAR measurement. Indeed, it is possible with OpenSAR to add, point by point, several volumetric scans to calculate the SAR value of the combined measurement as it is defined in the standard IEEE1528 and IEC62209.

### 3.5. Power Drift

All SAR testing is under the EUT installed with a full charged battery and transmit maximum output power. In OpenSAR measurement software, the power reference measurement and power drift measurement procedures are used for monitoring the power drift of EUT during SAR test. Both these procedures measure the field at a specified reference position before and after the SAR testing. The software will calculate the field difference in V/m. If the power drifts more than  $\pm 5\%$ , the SAR will be retested.


## 4. System Verification Procedure

### 4.1. Tissue Verification

The following tissue formulations are provided for reference only as some of the parameters have not been thoroughly verified. The composition of ingredients may be modified accordingly to achieve the desired target tissue parameters required for routine SAR evaluation.

| Ingredients (% of weight) | Head Tissue |       |       |       |       |       |       |       |       |       |
|---------------------------|-------------|-------|-------|-------|-------|-------|-------|-------|-------|-------|
|                           | 750         | 835   | 900   | 1800  | 1900  | 2000  | 2450  | 2600  | 5200  | 5800  |
| Frequency Band (MHz)      |             |       |       |       |       |       |       |       |       |       |
| Water                     | 34.40       | 34.40 | 34.40 | 55.36 | 55.36 | 57.87 | 57.87 | 57.87 | 65.53 | 65.53 |
| NaCl                      | 0.79        | 0.79  | 0.79  | 0.35  | 0.35  | 0.16  | 0.16  | 0.16  | 0.00  | 0.00  |
| 1,2-Propanediol           | 64.81       | 64.81 | 64.81 | 0.00  | 0.00  | 0.00  | 0.00  | 0.00  | 0.00  | 0.00  |
| Triton X-100              | 0.00        | 0.00  | 0.00  | 30.45 | 30.45 | 19.97 | 19.97 | 19.97 | 24.24 | 24.24 |
| DGBE                      | 0.00        | 0.00  | 0.00  | 13.84 | 13.84 | 22.00 | 22.00 | 22.00 | 10.23 | 10.23 |

For SAR measurement of the field distribution inside the phantom, the phantom must be filled with homogeneous tissue simulating liquid to a depth of at least 15 cm. For head SAR testing, the liquid depth from the ear reference point (ERP) of the phantom to the liquid top surface is larger than 15 cm.



#### 4.1.1. Tissue Dielectric Parameter Check Results

The simulating liquids should be checked at the beginning of a series of SAR measurements to determine if the dielectric parameters are within the tolerances of the specified target values. The measured conductivity and relative permittivity should be within  $\pm 5\%$  of the target values.

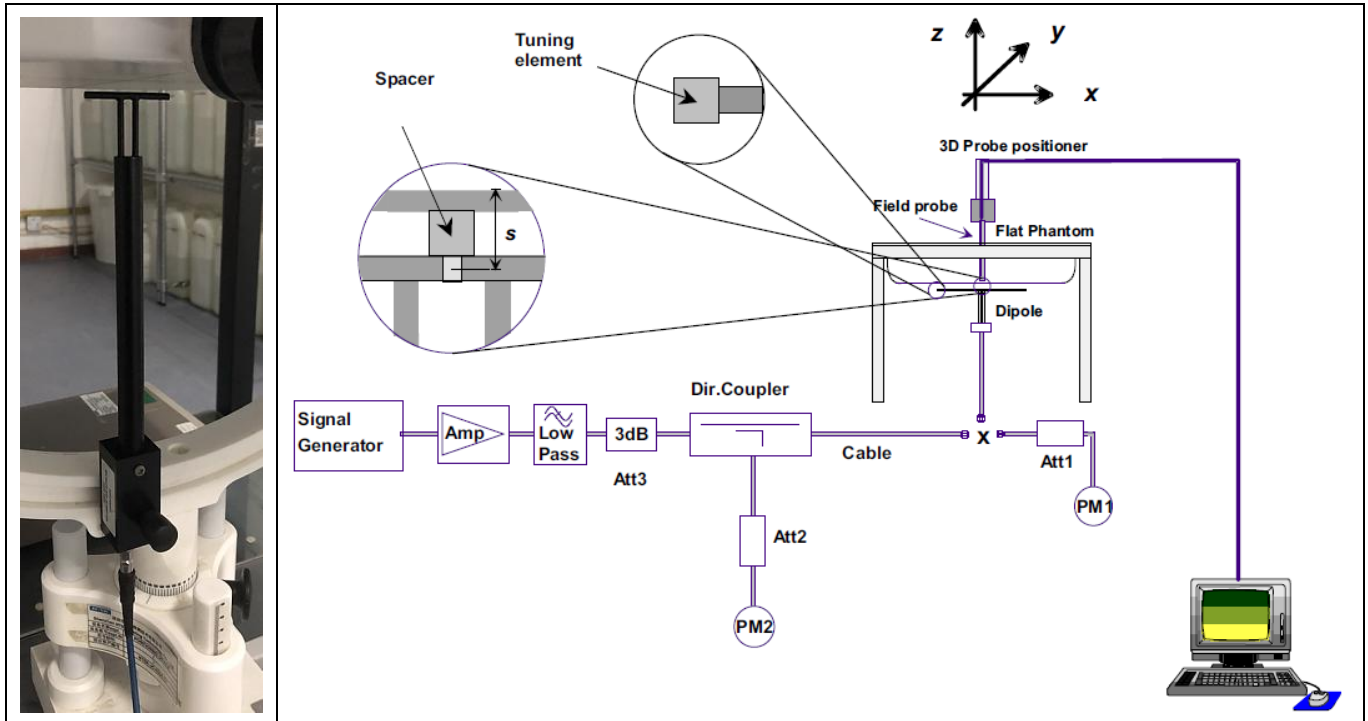
| Tissue Type | Measured Frequency (MHz) | Target Tissue          |                              | Measured Tissue |                | Liquid Temp. | Test Date     |
|-------------|--------------------------|------------------------|------------------------------|-----------------|----------------|--------------|---------------|
|             |                          | $\epsilon_r (\pm 5\%)$ | $\sigma$ (S/m) ( $\pm 5\%$ ) | $\epsilon_r$    | $\sigma$ (S/m) |              |               |
| Head 750    | 750                      | 41.96<br>(39.86~44.06) | 0.89<br>(0.85~0.93)          | 41.57           | 0.90           | 21.3 °C      | Jan. 18, 2022 |
| Head 850    | 835                      | 41.50<br>(39.43~43.58) | 0.90<br>(0.86~0.95)          | 42.78           | 0.92           | 21.3 °C      | Jan. 13, 2022 |
| Head 1800   | 1800                     | 40.00<br>(38.00~42.00) | 1.40<br>(1.33~1.47)          | 39.37           | 1.40           | 21.6 °C      | Jan. 14, 2022 |
| Head 1900   | 1900                     | 40.00<br>(38.00~42.00) | 1.40<br>(1.33~1.47)          | 38.84           | 1.46           | 21.5 °C      | Jan. 25, 2022 |
| Head 2450   | 2450                     | 39.20<br>(37.24~41.16) | 1.80<br>(1.71~1.89)          | 39.20           | 1.84           | 21.5 °C      | Jan. 19, 2022 |
| Head 2600   | 2600                     | 39.01<br>(37.06~40.96) | 1.96<br>(1.86~2.06)          | 39.07           | 2.02           | 21.7 °C      | Jan. 20, 2022 |

NOTE: The dielectric parameters of the tissue-equivalent liquid should be measured under similar ambient conditions and within 2 °C of the conditions expected during the SAR evaluation to satisfy protocol requirements.

#### 4.2. System Verification Procedure

The system verification is performed for verifying the accuracy of the complete measurement system and performance of the software. The dipole is connected to the signal source consisting of signal generator and amplifier via a directional coupler, N-connector cable and adaption to SMA. It is fed with a power of 100mW (below 5GHz) or 100mW (above 5GHz). To adjust this power a power meter is used. The power sensor is connected to the cable before the system verification to measure the power at this point and do adjustments at the signal generator. At the outputs of the directional coupler both return loss as well as forward power are controlled during the system verification to make sure that emitted power at the dipole is kept constant. This can also be checked by the power drift measurement after the test (result on plot).

The system verification is shown as below picture:



#### 4.2.1. System Verification Results

Comparing to the original SAR value provided by SATIMO, the verification data should be within its specification of  $\pm 10\%$ . Below table shows the target SAR and measured SAR after normalized to 1W input power. The table below indicates the system performance verification can meet the variation criterion and the plots can be referred to Appendix B of this report.

| System Verification | Target SAR (1W)<br>( $\pm 10\%$ ) |                        | Measured SAR<br>(Normalized to 1W) |             | Liquid Temp. | Test Date     |
|---------------------|-----------------------------------|------------------------|------------------------------------|-------------|--------------|---------------|
|                     | 1-g (W/Kg)                        | 10-g (W/Kg)            | 1-g (W/Kg)                         | 10-g (W/Kg) |              |               |
| 750MHz              | 8.53<br>(7.68~9.38)               | 5.56<br>(5.01~6.11)    | 9.08                               | 5.71        | 21.3 °C      | Jan. 18, 2022 |
| 835MHz              | 9.84<br>(8.86~10.82)              | 6.22<br>(5.60~6.84)    | 9.72                               | 6.03        | 21.3 °C      | Jan. 13, 2022 |
| 1800MHz             | 37.96<br>(34.17~41.75)            | 19.81<br>(17.83~21.79) | 39.53                              | 18.27       | 21.6 °C      | Jan. 14, 2022 |
| 1900MHz             | 40.37<br>(36.34~44.40)            | 20.48<br>(18.44~22.52) | 42.36                              | 18.61       | 21.5 °C      | Jan. 25, 2022 |
| 2450MHz             | 53.69<br>(48.33~59.05)            | 23.94<br>(21.55~26.33) | 55.00                              | 23.69       | 21.5 °C      | Jan. 19, 2022 |
| 2600MHz             | 55.83<br>(50.25~61.41)            | 24.19<br>(21.78~26.60) | 58.55                              | 23.77       | 21.7 °C      | Jan. 20, 2022 |



## 5. SAR Measurement variability and uncertainty

### 5.1. SAR measurement variability

Per KDB865664 D01 SAR measurement 100 MHz to 6 GHz, SAR measurement variability must be assessed for each frequency band, which is determined by the SAR probe calibration point and tissue-equivalent medium used for the device measurements. The additional measurements are repeated after the completion of all measurements requiring the same head or body tissue-equivalent medium in a frequency band. The test device should be returned to ambient conditions (normal room temperature) with the battery fully charged before it is re-mounted on the device holder for the repeated measurement(s) to minimize any unexpected variations in the repeated results.

- 1) Repeated measurement is not required when the original highest measured SAR is  $< 0.80$  W/kg; steps 2) through 4) do not apply.
- 2) When the original highest measured SAR is  $\geq 0.80$  W/kg, repeat that measurement once.
- 3) Perform a second repeated measurement only if the ratio of largest to smallest SAR for the original and first repeated measurements is  $> 1.20$  or when the original or repeated measurement is  $\geq 1.45$  W/kg (~ 10% from the 1-g SAR limit).
- 4) Perform a third repeated measurement only if the original, first or second repeated measurement is  $\geq 1.5$  W/kg and the ratio of largest to smallest SAR for the original, first and second repeated measurements is  $> 1.20$ .

### 5.2. SAR measurement uncertainty

Per KDB865664 D01 SAR Measurement 100 MHz to 6 GHz, when the highest measured 1-g SAR within a frequency band is  $< 1.5$  W/kg, the extensive SAR measurement uncertainty analysis described in IEEE Std 1528-2013 is not required in SAR reports submitted for equipment approval. The equivalent ratio (1.5/1.6) is applied to extremity and occupational exposure conditions.

## 6. RF Exposure Positions

### 6.1. Ear and handset reference point

Figure 6.1.1 shows the front, back, and side views of the SAM phantom. The center-of-mouth reference point is labeled “M”, the left ear reference point (ERP) is marked “LE”, and the right ERP is marked “RE”.



Fig 6.1.1 Front, back, and side views of SAM phantom

### 6.2. Definition of the cheek position

1. Define two imaginary lines on the handset, the vertical centerline and the horizontal line. The vertical centerline passes through two points on the front side of the handset: the midpoint of the width  $w_t$  of the handset at the level of the acoustic output (point A in Figure 6.2.1 and Figure 6.2.2), and the midpoint of the width  $w_b$  of the bottom of the handset (point B). The horizontal line is perpendicular to the vertical centerline and passes through the center of the acoustic output (see Figure 6.2.1). The two lines intersect at point A. Note that for many handsets, point A coincides with the center of the acoustic output; however, the acoustic output may be located elsewhere on the horizontal line. Also note that the vertical centerline is not necessarily parallel to the front face of the handset (see Figure 6.2.2), especially for clamshell handsets, handsets with flip covers, and other irregularly-shaped handsets.
2. Position the handset close to the surface of the phantom such that point A is on the (virtual) extension of the line passing through points RE and LE on the phantom (see Figure 6.2.3), such that the plane defined by the vertical centerline and the horizontal line of the handset is approximately parallel to the sagittal plane of the phantom.
3. Translate the handset towards the phantom along the line passing through RE and LE until handset point A touches the pinna at the ERP
4. While maintaining the handset in this plane, rotate it around the LE-RE line until the vertical centerline is in the plane normal to the plane containing B-M and N-F lines, i.e., the Reference Plane.
5. Rotate the handset around the vertical centerline until the handset (horizontal line) is parallel to the N-F line.

6. While maintaining the vertical centerline in the Reference Plane, keeping point A on the line passing through RE and LE, and maintaining the handset contact with the pinna, rotate the handset about the N-F line until any point on the handset is in contact with a phantom point below the pinna on the cheek. See Figure 6.2.3. The actual rotation angles should be documented in the test report.

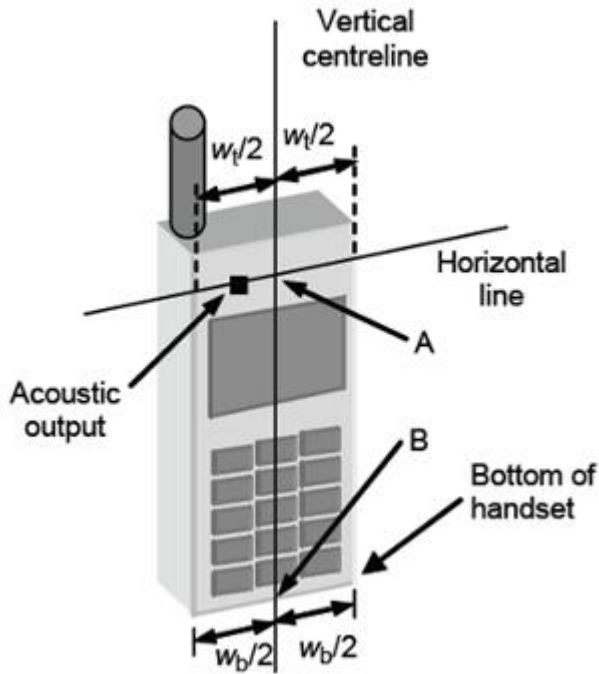


Fig 6.2.1 Handset vertical and horizontal reference lines—"fixed case"

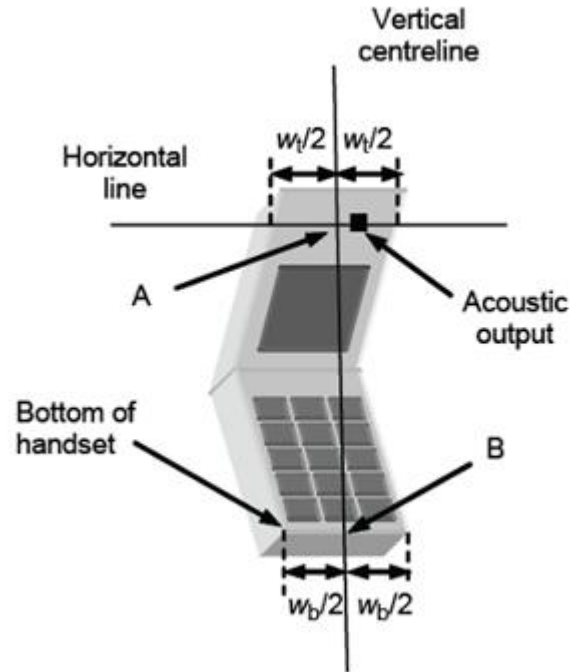


Fig 6.2.2 Handset vertical and horizontal reference lines—"clam-shell case"

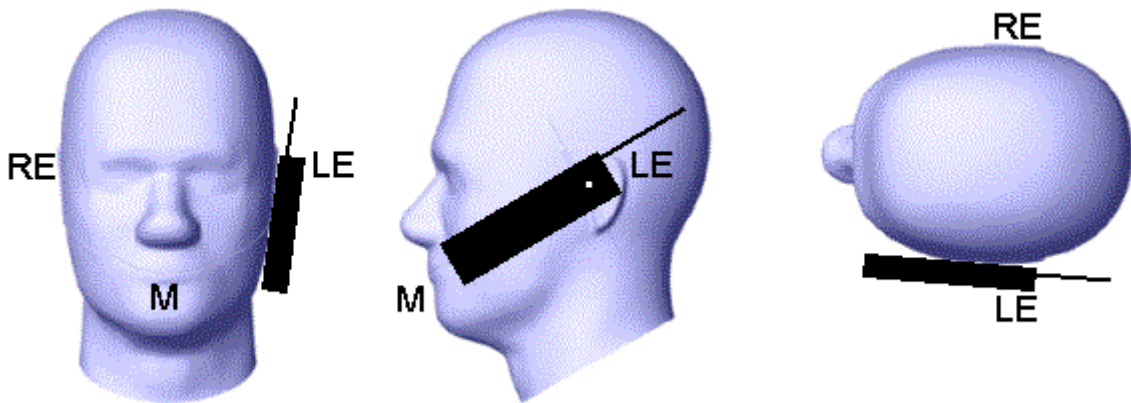


Fig 6.2.3 cheek or touch position. The reference points for the right ear (RE), left ear (LE), and mouth (M), which establish the Reference Plane for handset positioning, are indicated.

### 6.3. Definition of the tilt position

1. While maintaining the orientation of the handset, retract the handset parallel to the reference plane far enough away from the phantom to enable a rotation of the device by 15 degree.
2. Rotate the Handset around the horizontal line by 15 degree (see Figure 6.3.1).
3. While maintaining the orientation of the handset, move the handset towards the phantom on a line passing through RE and LE until any part of the handset touches the ear. The tilt position is obtained when the contact is on the pinna. If the contact is at any location other than the pinna, e.g., the antenna with the back of the phantom head, the angle of the handset shall be reduced. In this case, the tilt position is obtained if any part of the handset is in contact with the pinna as well as a second part of the handset is in contact with the phantom, e.g., the antenna with the back of the head.



Figure 6.3.1 – Tilt position of the wireless device on the left side of SAM

### 6.4. Body Worn Accessory

1. Body-worn operating configurations are tested with the belt-clips and holsters attached to the device and positioned against a flat phantom in a normal use configuration (see Figure 6.4.1). Per KDB 648474 D04, body-worn accessory exposure is typically related to voice mode operations when handsets are carried in body-worn accessories. The body-worn accessory procedures in FCC KDB 447498 D01 should be used to test for body-worn accessory SAR compliance, without a headset connected to it. This enables the test results for such configuration to be compatible with that required for hotspot mode when the body-worn accessory test separation distance is greater than or equal to that required for hotspot mode, when applicable. When the reported SAR for body-worn accessory, measured without a headset connected to the handset is  $< 1.2$  W/kg, the highest reported SAR configuration for that wireless mode and frequency band should be repeated for that body-worn accessory with a handset attached to the handset.
2. Accessories for body-worn operation configurations are divided into two categories: those that do not contain metallic components and those that do contain metallic components and those that do contain metallic components. When multiple accessories that do not contain metallic components are supplied with the device, the device is tested with only the accessory that dictates the closest

spacing to the body. Then multiple accessories that contain metallic components are tested with the device with each accessory. If multiple accessories share an identical metallic component (i.e. the same metallic belt-clip used with different holsters with no other metallic components) only the accessory that dictates the closest spacing to the body is tested.

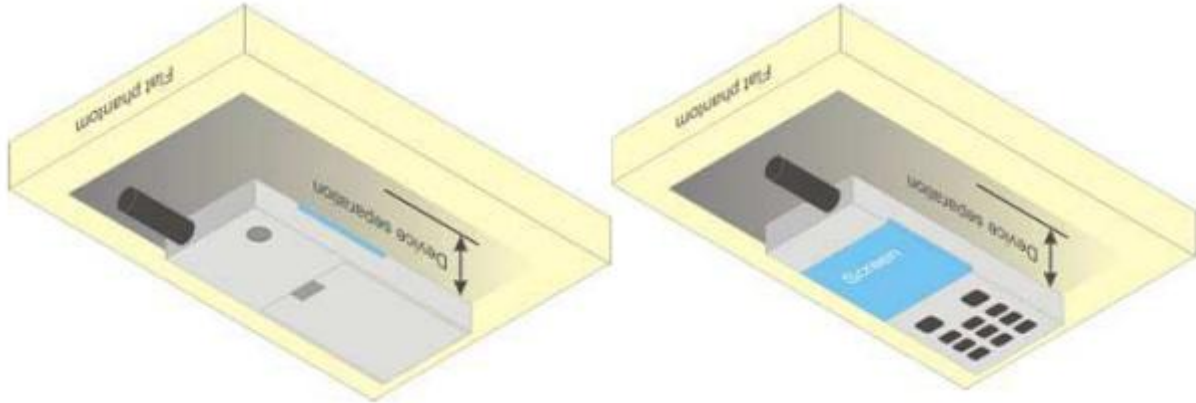


Figure 6.4.1 – Test positions for body-worn devices

## 6.5. Wireless Router Devices

Some battery-operated handsets have the capability to transmit and receive user through simultaneous transmission of WLAN simultaneously with a separate licensed transmitter. The FCC has provided guidance in FCC KDB Publication 941225 D06 where SAR test considerations for handsets ( $L \times W \geq 9 \text{ cm} \times 5 \text{ cm}$ ) are based on a composite test separation distance of 10mm from the front, back and edges of the device containing transmitting antennas within 2.5cm of their edges, determined from general mixed use conditions for this type of devices. Since the hotspot SAR results may overlap with the body-worn accessory SAR requirements, the more conservative configurations can be considered, thus excluding some body-worn accessory SAR tests.

When the user enables the personal wireless router functions for the handset, actual operations include simultaneous transmission of both the WLAN transmitter and another licensed transmitter. Both transmitters often do not transmit at the same transmitting frequency and thus cannot be evaluated for SAR under actual use conditions due to the limitations of the SAR assessment probes. Therefore, SAR must be evaluated for each frequency transmission and mode separately and spatially summed with the WLAN transmitter according to FCC KDB Publication 447498 D01 publication procedures. The “Portable Hotspot” feature on the handset was NOT activated during SAR assessments, to ensure the SAR measurements were evaluated for a single transmission frequency RF signal at a time.

## 7. RF Output Power

### 7.1. GSM Conducted Power

| Band GSM850      |         | Burst-Averaged output Power (dBm) |        |        | Frame-Averaged output Power (dBm) |        |        |        |
|------------------|---------|-----------------------------------|--------|--------|-----------------------------------|--------|--------|--------|
| Tx Channel       | Tune-up | 128                               | 189    | 251    | Tune-up                           | 128    | 189    | 251    |
| Frequency (MHz)  | (dBm)   | 824.2                             | 836.4  | 848.8  | (dBm)                             | 824.2  | 836.4  | 848.8  |
| GSM (GMSK)       | 32.50   | 32.30                             | 32.29  | 32.14  | 23.47                             | 23.27  | 23.26  | 23.11  |
| GPRS(GMSK, 1 TS) | 32.50   | 32.23                             | 32.25  | 32.13  | 23.47                             | 23.20  | 23.22  | 23.10  |
| GPRS(GMSK, 2 TS) | 30.50   | 30.12                             | 30.20  | 30.06  | 24.48                             | 24.10  | 24.18  | 24.04  |
| GPRS(GMSK, 3 TS) | 28.50   | 28.10                             | 28.16  | 28.03  | 24.24                             | 23.84  | 23.90  | 23.77  |
| GPRS(GMSK, 4 TS) | 26.00   | 25.88                             | 25.93  | 25.82  | 22.99                             | 22.87  | 22.92  | 22.81  |
| EDGE(GMSK, 1 TS) | 25.50   | 25.09                             | 25.41  | 24.80  | 16.47                             | 16.06  | 16.38  | 15.77  |
| EDGE(GMSK, 2 TS) | 26.00   | 25.41                             | 25.64  | 25.20  | 19.98                             | 19.39  | 19.62  | 19.18  |
| EDGE(GMSK, 3 TS) | 24.50   | 24.11                             | 24.00  | 23.57  | 20.24                             | 19.85  | 19.74  | 19.31  |
| EDGE(GMSK, 4 TS) | 21.50   | 21.37                             | 21.43  | 20.82  | 18.49                             | 18.36  | 18.42  | 17.81  |
| Band GSM1900     |         | Burst-Averaged output Power (dBm) |        |        | Frame-Averaged output Power (dBm) |        |        |        |
| Tx Channel       | Tune-up | 512                               | 661    | 810    | Tune-up                           | 512    | 661    | 810    |
| Frequency (MHz)  | (dBm)   | 1850.2                            | 1880.0 | 1909.8 | (dBm)                             | 1850.2 | 1880.0 | 1909.8 |
| GSM (GMSK)       | 29.00   | 28.83                             | 28.80  | 28.92  | 19.97                             | 19.80  | 19.77  | 19.89  |
| GPRS(GMSK, 1 TS) | 29.00   | 28.81                             | 28.80  | 28.91  | 19.97                             | 19.78  | 19.77  | 19.88  |
| GPRS(GMSK, 2 TS) | 27.00   | 26.73                             | 26.54  | 26.38  | 20.98                             | 20.71  | 20.52  | 20.36  |
| GPRS(GMSK, 3 TS) | 25.50   | 25.18                             | 24.96  | 24.79  | 21.24                             | 20.92  | 20.70  | 20.53  |
| GPRS(GMSK, 4 TS) | 23.50   | 23.08                             | 22.85  | 22.69  | 20.49                             | 20.07  | 19.84  | 19.68  |
| EDGE(GMSK, 1 TS) | 26.00   | 24.42                             | 25.50  | 25.02  | 16.97                             | 15.39  | 16.47  | 15.99  |
| EDGE(GMSK, 2 TS) | 26.00   | 24.69                             | 25.66  | 25.46  | 19.98                             | 18.67  | 19.64  | 19.44  |
| EDGE(GMSK, 3 TS) | 24.00   | 22.64                             | 23.89  | 23.63  | 19.74                             | 18.38  | 19.63  | 19.37  |
| EDGE(GMSK, 4 TS) | 21.00   | 19.92                             | 20.83  | 20.30  | 17.99                             | 16.91  | 17.82  | 17.29  |

Note: The frame-averaged power is linearly scaled the maximum burst averaged power over 8 time slots.

The calculated method are shown as below:

Frame-averaged power = Maximum burst averaged power (1 TS) - 9.03 dB

Frame-averaged power = Maximum burst averaged power (2 TS) - 6.02 dB

Frame-averaged power = Maximum burst averaged power (3 TS) - 4.26 dB

Frame-averaged power = Maximum burst averaged power (4 TS) - 3.01 dB

### 7.2. WCDMA Conducted Power

| WCDMA Band 2 | Burst-Averaged output Power (dBm) |      |      |      |
|--------------|-----------------------------------|------|------|------|
| Tx Channel   | Tune-up                           | 9262 | 9400 | 9538 |
|              |                                   |      |      |      |

|                 |                                   |        |        |        |
|-----------------|-----------------------------------|--------|--------|--------|
| Frequency (MHz) |                                   | 1852.4 | 1880   | 1907.6 |
| RMC12.2K        | 22.50                             | 22.04  | 22.06  | 22.04  |
| HSDPA Sub 1     | 22.50                             | 22.35  | 22.00  | 21.87  |
| HSDPA Sub 2     | 22.00                             | 22.00  | 21.65  | 21.61  |
| HSDPA Sub 3     | 22.00                             | 21.68  | 21.22  | 21.26  |
| HSDPA Sub 4     | 21.50                             | 21.35  | 21.36  | 21.03  |
| HSUPA Sub 1     | 22.50                             | 22.20  | 21.96  | 21.67  |
| HSUPA Sub 2     | 22.50                             | 22.23  | 22.02  | 21.87  |
| HSUPA Sub 3     | 22.00                             | 21.82  | 21.64  | 21.16  |
| HSUPA Sub 4     | 22.00                             | 21.93  | 21.69  | 21.62  |
| HSUPA Sub 5     | 22.50                             | 22.09  | 21.85  | 21.58  |
| WCDMA Band 4    | Burst-Averaged output Power (dBm) |        |        |        |
| Tx Channel      | Tune-up                           | 1312   | 1413   | 1513   |
| Frequency (MHz) |                                   | 1712.4 | 1732.6 | 1752.6 |
| RMC12.2K        | 22.50                             | 22.13  | 22.05  | 22.06  |
| HSDPA Sub 1     | 22.50                             | 22.15  | 21.48  | 21.86  |
| HSDPA Sub 2     | 22.00                             | 21.73  | 21.18  | 21.60  |
| HSDPA Sub 3     | 21.50                             | 21.30  | 20.95  | 21.34  |
| HSDPA Sub 4     | 21.50                             | 21.36  | 20.81  | 21.10  |
| HSUPA Sub 1     | 22.50                             | 22.05  | 21.15  | 21.72  |
| HSUPA Sub 2     | 22.00                             | 21.99  | 21.42  | 21.82  |
| HSUPA Sub 3     | 22.00                             | 21.62  | 20.81  | 21.50  |
| HSUPA Sub 4     | 22.00                             | 21.70  | 21.43  | 21.74  |
| HSUPA Sub 5     | 22.00                             | 21.78  | 21.16  | 21.68  |
| WCDMA Band 5    | Burst-Averaged output Power (dBm) |        |        |        |
| Tx Channel      | Tune-up                           | 4132   | 4182   | 4233   |
| Frequency (MHz) |                                   | 826.4  | 836.4  | 846.6  |
| RMC12.2K        | 22.50                             | 22.25  | 22.11  | 22.14  |
| HSDPA Sub 1     | 22.50                             | 22.17  | 21.97  | 22.05  |
| HSDPA Sub 2     | 22.00                             | 21.87  | 21.77  | 21.83  |
| HSDPA Sub 3     | 22.00                             | 21.71  | 21.46  | 21.52  |
| HSDPA Sub 4     | 21.50                             | 21.38  | 21.12  | 21.28  |
| HSUPA Sub 1     | 22.50                             | 22.04  | 21.89  | 21.91  |
| HSUPA Sub 2     | 22.50                             | 22.09  | 21.96  | 22.05  |
| HSUPA Sub 3     | 22.00                             | 21.84  | 21.69  | 21.79  |
| HSUPA Sub 4     | 22.50                             | 22.09  | 21.93  | 21.72  |
| HSUPA Sub 5     | 22.00                             | 21.79  | 21.85  | 21.85  |

7.3. LTE Conducted Power

| Band       | Band Width | Modulation | RB Configuration |           | Tune-up | Channel/Frequency(MHz) |            |              |
|------------|------------|------------|------------------|-----------|---------|------------------------|------------|--------------|
|            |            |            | RB Size          | RB Offset |         | 18607/1850.7           | 18900/1880 | 19193/1909.3 |
| LTE Band 2 | 1.4MHz     | QPSK       | 1                | 0         | 24.00   | 22.44                  | 23.20      | 23.25        |
|            |            |            | 1                | 2         | 24.00   | 23.00                  | 23.24      | 23.34        |
|            |            |            | 1                | 5         | 24.00   | 22.93                  | 23.26      | 23.31        |
|            |            |            | 3                | 0         | 23.50   | 23.04                  | 23.05      | 23.27        |
|            |            |            | 3                | 1         | 23.50   | 23.16                  | 23.12      | 23.36        |
|            |            |            | 3                | 2         | 23.50   | 23.07                  | 23.05      | 23.26        |
|            |            |            | 6                | 0         | 22.50   | 22.11                  | 22.09      | 22.31        |
|            |            | 16QAM      | 1                | 0         | 23.00   | 22.54                  | 21.54      | 22.74        |
|            |            |            | 1                | 2         | 23.00   | 22.57                  | 21.51      | 22.78        |
|            |            |            | 1                | 5         | 23.00   | 22.60                  | 21.44      | 22.67        |
|            |            |            | 3                | 0         | 23.00   | 22.31                  | 21.91      | 22.52        |
|            |            |            | 3                | 1         | 23.00   | 22.40                  | 21.90      | 22.48        |
|            |            |            | 3                | 2         | 23.00   | 22.35                  | 21.93      | 22.56        |
|            |            |            | 6                | 0         | 21.50   | 21.11                  | 20.95      | 21.05        |
| Band       | Band Width | Modulation | RB Configuration |           | Tune-up | Channel/Frequency(MHz) |            |              |
|            |            |            | RB Size          | RB Offset |         | 18615/1851.5           | 18900/1880 | 19185/1908.5 |
| LTE Band 2 | 3MHz       | QPSK       | 1                | 0         | 24.00   | 23.14                  | 23.12      | 23.21        |
|            |            |            | 1                | 7         | 24.00   | 23.13                  | 23.13      | 23.27        |
|            |            |            | 1                | 14        | 24.00   | 23.15                  | 23.11      | 23.32        |
|            |            |            | 8                | 0         | 22.50   | 22.17                  | 22.13      | 22.26        |
|            |            |            | 8                | 4         | 22.50   | 22.22                  | 21.98      | 22.33        |
|            |            |            | 8                | 7         | 22.50   | 22.04                  | 22.06      | 22.31        |
|            |            |            | 15               | 0         | 22.50   | 22.05                  | 22.04      | 22.24        |
|            |            | 16QAM      | 1                | 0         | 23.00   | 22.53                  | 22.13      | 22.65        |
|            |            |            | 1                | 7         | 23.00   | 22.63                  | 22.04      | 22.75        |
|            |            |            | 1                | 14        | 23.00   | 22.60                  | 22.10      | 22.70        |
|            |            |            | 8                | 0         | 22.00   | 21.50                  | 21.01      | 21.37        |
|            |            |            | 8                | 4         | 22.00   | 21.47                  | 21.12      | 21.36        |
|            |            |            | 8                | 7         | 22.00   | 21.51                  | 21.09      | 21.40        |
|            |            |            | 15               | 0         | 22.00   | 21.50                  | 21.03      | 21.36        |
| Band       | Band Width | Modulation | RB Configuration |           | Tune-up | Channel/Frequency(MHz) |            |              |



| Band       | Band Width | Modulation | RB Configuration |           | Tune-up | Channel/Frequency(MHz) |            |              |       |
|------------|------------|------------|------------------|-----------|---------|------------------------|------------|--------------|-------|
|            |            |            | RB Size          | RB Offset |         | 18650/1855             | 18900/1880 | 19150/1905   |       |
| LTE Band 2 | 5MHz       | QPSK       | 1                | 0         | 24.00   | 18625/1852.5           | 18900/1880 | 19175/1907.5 |       |
|            |            |            | 1                | 12        | 24.00   | 23.44                  | 23.38      | 23.56        |       |
|            |            |            | 1                | 24        | 24.00   | 23.43                  | 23.36      | 23.54        |       |
|            |            |            | 12               | 0         | 22.50   | 23.35                  | 23.40      | 23.53        |       |
|            |            |            | 12               | 6         | 22.50   | 22.16                  | 22.03      | 22.21        |       |
|            |            |            | 12               | 11        | 22.50   | 22.05                  | 22.00      | 22.28        |       |
|            |            |            | 25               | 0         | 22.50   | 22.11                  | 22.07      | 22.21        |       |
|            |            | 16QAM      | 1                | 0         | 22.50   | 22.21                  | 22.06      | 22.13        |       |
|            |            |            | 1                | 12        | 22.50   | 22.06                  | 22.00      | 22.22        |       |
|            |            |            | 1                | 24        | 22.50   | 22.06                  | 22.02      | 22.18        |       |
|            |            |            | 12               | 0         | 21.50   | 21.99                  | 22.03      | 22.26        |       |
|            |            |            | 12               | 6         | 21.50   | 21.45                  | 21.08      | 21.27        |       |
|            |            |            | 12               | 11        | 21.50   | 21.45                  | 21.17      | 21.32        |       |
|            |            |            | 25               | 0         | 21.50   | 21.41                  | 21.13      | 21.29        |       |
| LTE Band 2 | 10MHz      | QPSK       | 1                | 0         | 24.00   | 18650/1855             | 18900/1880 | 19150/1905   |       |
|            |            |            | 1                | 24        | 24.00   | 23.20                  | 23.15      | 23.22        |       |
|            |            |            | 1                | 49        | 24.00   | 23.12                  | 23.08      | 23.32        |       |
|            |            |            | 25               | 0         | 22.50   | 23.15                  | 23.12      | 23.34        |       |
|            |            |            | 25               | 12        | 22.50   | 22.17                  | 22.05      | 22.23        |       |
|            |            |            | 25               | 24        | 22.50   | 22.02                  | 22.13      | 22.10        |       |
|            |            |            | 50               | 0         | 22.50   | 22.04                  | 22.05      | 22.18        |       |
|            |            | 16QAM      | 1                | 0         | 22.50   | 22.19                  | 22.11      | 22.19        |       |
|            |            |            | 1                | 0         | 23.00   | 22.76                  | 22.55      | 22.64        |       |
|            |            |            | 1                | 24        | 23.00   | 22.60                  | 22.56      | 22.70        |       |
|            |            |            | 1                | 49        | 23.00   | 22.48                  | 22.44      | 22.79        |       |
|            |            |            | 25               | 0         | 22.00   | 22.00                  | 21.48      | 21.37        | 21.58 |
|            |            |            | 25               | 12        | 22.00   | 21.48                  | 21.37      | 21.58        |       |
|            |            |            | 25               | 24        | 22.00   | 21.11                  | 21.02      | 21.32        |       |
| LTE Band   | 15MHz      | QPSK       | 1                | 0         | 24.00   | 18675/1857.5           | 18900/1880 | 19125/1902.5 |       |
|            |            |            | 1                | 37        | 24.00   | 23.41                  | 23.23      | 23.51        |       |
|            |            | QPSK       | 1                | 0         | 24.00   | 23.31                  | 23.25      | 23.53        |       |
|            |            |            | 1                | 37        | 24.00   | 23.41                  | 23.23      | 23.51        |       |
|            |            |            | 1                | 0         | 24.00   | 23.41                  | 23.23      | 23.51        |       |
|            |            |            | 1                | 37        | 24.00   | 23.31                  | 23.25      | 23.53        |       |
|            |            |            | 1                | 0         | 24.00   | 23.41                  | 23.23      | 23.51        |       |
|            |            |            | 1                | 37        | 24.00   | 23.31                  | 23.25      | 23.53        |       |
|            |            |            | 1                | 0         | 24.00   | 23.41                  | 23.23      | 23.51        |       |
|            |            |            | 1                | 37        | 24.00   | 23.31                  | 23.25      | 23.53        |       |
|            |            |            | 1                | 0         | 24.00   | 23.41                  | 23.23      | 23.51        |       |
|            |            |            | 1                | 37        | 24.00   | 23.31                  | 23.25      | 23.53        |       |
|            |            |            | 1                | 0         | 24.00   | 23.41                  | 23.23      | 23.51        |       |
|            |            |            | 1                | 37        | 24.00   | 23.31                  | 23.25      | 23.53        |       |

|            |       |       |      |            |            |                  |           |         |                        |            |            |
|------------|-------|-------|------|------------|------------|------------------|-----------|---------|------------------------|------------|------------|
| 2          |       |       | 1    | 74         | 24.00      | 23.38            | 23.31     | 23.57   |                        |            |            |
|            |       |       | 36   | 0          | 22.50      | 22.22            | 22.09     | 22.28   |                        |            |            |
|            |       |       | 36   | 18         | 22.50      | 22.09            | 22.16     | 22.13   |                        |            |            |
|            |       |       | 36   | 37         | 22.50      | 22.06            | 22.00     | 22.15   |                        |            |            |
|            |       |       | 75   | 0          | 22.50      | 22.03            | 22.16     | 22.30   |                        |            |            |
|            |       | 16QAM | 1    | 0          | 22.50      | 22.07            | 22.01     | 22.20   |                        |            |            |
|            |       |       | 1    | 37         | 22.50      | 22.09            | 21.95     | 22.27   |                        |            |            |
|            |       |       | 1    | 74         | 22.50      | 22.06            | 22.03     | 22.28   |                        |            |            |
|            |       |       | 36   | 0          | 22.00      | 21.29            | 21.48     | 21.17   |                        |            |            |
|            |       |       | 36   | 18         | 22.00      | 21.26            | 21.10     | 21.63   |                        |            |            |
|            |       |       | 36   | 37         | 22.00      | 21.16            | 21.30     | 21.31   |                        |            |            |
|            |       |       | 75   | 0          | 22.00      | 21.11            | 21.00     | 21.53   |                        |            |            |
|            |       |       | Band | Band Width | Modulation | RB Configuration |           | Tune-up | Channel/Frequency(MHz) |            |            |
|            |       |       |      |            |            | RB Size          | RB Offset |         | 18700/1860             | 18900/1880 | 19100/1900 |
| LTE Band 2 | 20MHz | QPSK  | 1    | 0          | 24.00      | 23.48            | 23.29     | 23.42   |                        |            |            |
|            |       |       | 1    | 49         | 24.00      | 23.38            | 23.26     | 23.51   |                        |            |            |
|            |       |       | 1    | 99         | 24.00      | 23.37            | 23.39     | 23.59   |                        |            |            |
|            |       |       | 50   | 0          | 22.50      | 22.03            | 22.13     | 22.12   |                        |            |            |
|            |       |       | 50   | 24         | 22.50      | 21.97            | 22.21     | 22.35   |                        |            |            |
|            |       |       | 50   | 49         | 22.50      | 21.97            | 22.04     | 22.29   |                        |            |            |
|            |       |       | 100  | 0          | 22.50      | 22.05            | 22.03     | 22.31   |                        |            |            |
|            |       | 16QAM | 1    | 0          | 22.50      | 22.23            | 21.55     | 22.19   |                        |            |            |
|            |       |       | 1    | 49         | 22.50      | 22.06            | 21.63     | 22.16   |                        |            |            |
|            |       |       | 1    | 99         | 22.50      | 22.14            | 21.68     | 22.26   |                        |            |            |
|            |       |       | 50   | 0          | 21.50      | 21.12            | 21.10     | 21.28   |                        |            |            |
|            |       |       | 50   | 24         | 21.50      | 21.09            | 21.05     | 21.20   |                        |            |            |
|            |       |       | 50   | 49         | 21.50      | 21.10            | 21.11     | 21.36   |                        |            |            |
|            |       |       | 100  | 0          | 21.50      | 21.11            | 21.04     | 21.25   |                        |            |            |

| Band       | Band Width | Modulation | RB Configuration |           | Tune-up | Channel/Frequency(MHz) |              |              |
|------------|------------|------------|------------------|-----------|---------|------------------------|--------------|--------------|
|            |            |            | RB Size          | RB Offset |         | 19957/1710.7           | 20175/1732.5 | 20393/1754.3 |
| LTE Band 4 | 1.4MHz     | QPSK       | 1                | 0         | 24.00   | 23.27                  | 23.44        | 23.11        |
|            |            |            | 1                | 2         | 24.00   | 23.26                  | 23.41        | 23.15        |
|            |            |            | 1                | 5         | 24.00   | 23.20                  | 23.41        | 23.16        |
|            |            |            | 3                | 0         | 23.50   | 23.36                  | 23.26        | 23.02        |
|            |            |            | 3                | 1         | 23.50   | 23.38                  | 23.20        | 23.03        |

|            |            | 16QAM      | 3                | 2         | 23.50   | 23.27                  | 23.14        | 23.05        |
|------------|------------|------------|------------------|-----------|---------|------------------------|--------------|--------------|
|            |            |            | 6                | 0         | 22.50   | 22.31                  | 22.11        | 22.03        |
|            |            |            | 1                | 0         | 23.00   | 22.62                  | 22.20        | 22.34        |
|            |            |            | 1                | 2         | 23.00   | 22.59                  | 22.25        | 22.15        |
|            |            |            | 1                | 5         | 23.00   | 22.52                  | 22.20        | 21.98        |
|            |            |            | 3                | 0         | 23.00   | 22.56                  | 22.37        | 22.37        |
|            |            |            | 3                | 1         | 23.00   | 22.56                  | 22.44        | 22.16        |
|            |            |            | 3                | 2         | 23.00   | 22.60                  | 22.45        | 22.16        |
|            |            |            | 6                | 0         | 21.50   | 21.44                  | 21.13        | 20.95        |
| Band       | Band Width | Modulation | RB Configuration |           | Tune-up | Channel/Frequency(MHz) |              |              |
|            |            |            | RB Size          | RB Offset |         | 19965/1711.5           | 20175/1732.5 | 20385/1753.5 |
| LTE Band 4 | 3MHz       | QPSK       | 1                | 0         | 24.00   | 23.47                  | 23.18        | 23.15        |
|            |            |            | 1                | 7         | 24.00   | 23.42                  | 23.23        | 23.12        |
|            |            |            | 1                | 14        | 24.00   | 23.26                  | 23.21        | 23.25        |
|            |            |            | 8                | 0         | 22.50   | 22.49                  | 22.21        | 22.15        |
|            |            |            | 8                | 4         | 22.50   | 22.34                  | 22.22        | 22.14        |
|            |            |            | 8                | 7         | 22.50   | 22.27                  | 22.24        | 22.02        |
|            |            |            | 15               | 0         | 22.50   | 22.31                  | 22.17        | 22.11        |
|            |            | 16QAM      | 1                | 0         | 22.50   | 22.34                  | 22.04        | 22.35        |
|            |            |            | 1                | 7         | 22.50   | 22.40                  | 22.22        | 22.30        |
|            |            |            | 1                | 14        | 22.50   | 22.14                  | 22.08        | 22.16        |
|            |            |            | 8                | 0         | 22.00   | 21.32                  | 21.51        | 21.10        |
|            |            |            | 8                | 4         | 22.00   | 21.31                  | 21.18        | 20.99        |
|            |            |            | 8                | 7         | 22.00   | 21.36                  | 21.16        | 21.07        |
|            |            |            | 15               | 0         | 21.50   | 21.47                  | 21.29        | 21.20        |
| Band       | Band Width | Modulation | RB Configuration |           | Tune-up | Channel/Frequency(MHz) |              |              |
|            |            |            | RB Size          | RB Offset |         | 19975/1712.5           | 20175/1732.5 | 20375/1752.5 |
| LTE Band 4 | 5MHz       | QPSK       | 1                | 0         | 24.00   | 23.72                  | 23.43        | 23.26        |
|            |            |            | 1                | 12        | 24.00   | 23.50                  | 23.46        | 23.24        |
|            |            |            | 1                | 24        | 24.00   | 23.53                  | 23.31        | 23.26        |
|            |            |            | 12               | 0         | 22.50   | 22.41                  | 22.18        | 22.10        |
|            |            |            | 12               | 6         | 22.50   | 22.24                  | 22.12        | 22.15        |
|            |            |            | 12               | 11        | 22.50   | 22.37                  | 22.15        | 22.23        |
|            |            |            | 25               | 0         | 22.50   | 22.29                  | 22.14        | 22.21        |
|            |            | 16QAM      | 1                | 0         | 23.00   | 22.64                  | 22.30        | 21.99        |
|            |            |            | 1                | 12        | 23.00   | 22.56                  | 22.35        | 22.15        |

| Band       | Band Width | Modulation | RB Configuration |           | Tune-up | Channel/Frequency(MHz) |              |              |
|------------|------------|------------|------------------|-----------|---------|------------------------|--------------|--------------|
|            |            |            | RB Size          | RB Offset |         | 20000/1715             | 20175/1732.5 | 20350/1750   |
|            |            |            | 1                | 24        | 23.00   | 22.40                  | 22.50        | 22.04        |
|            |            |            | 12               | 0         | 22.00   | 21.51                  | 21.62        | 21.17        |
|            |            |            | 12               | 6         | 22.00   | 21.52                  | 21.35        | 21.09        |
|            |            |            | 12               | 11        | 22.00   | 21.58                  | 21.34        | 21.13        |
|            |            |            | 25               | 0         | 22.00   | 21.56                  | 21.37        | 21.17        |
| Band       | Band Width | Modulation | RB Configuration |           | Tune-up | Channel/Frequency(MHz) |              |              |
|            |            |            | RB Size          | RB Offset |         | 20025/1717.5           | 20175/1732.5 | 20325/1747.5 |
| LTE Band 4 | 10MHz      | QPSK       | 1                | 0         | 24.00   | 23.45                  | 23.21        | 23.07        |
|            |            |            | 1                | 24        | 24.00   | 23.31                  | 23.13        | 23.03        |
|            |            |            | 1                | 49        | 24.00   | 23.33                  | 23.08        | 23.05        |
|            |            |            | 25               | 0         | 22.50   | 22.23                  | 22.13        | 22.01        |
|            |            |            | 25               | 12        | 22.50   | 22.30                  | 22.18        | 22.07        |
|            |            |            | 25               | 24        | 22.50   | 22.29                  | 22.10        | 22.21        |
|            |            |            | 50               | 0         | 22.50   | 22.26                  | 22.19        | 22.05        |
|            |            | 16QAM      | 1                | 0         | 23.00   | 22.50                  | 22.15        | 22.15        |
|            |            |            | 1                | 24        | 23.00   | 22.30                  | 22.22        | 22.13        |
|            |            |            | 1                | 49        | 23.00   | 22.35                  | 22.31        | 22.09        |
|            |            |            | 25               | 0         | 22.00   | 21.46                  | 21.52        | 21.12        |
|            |            |            | 25               | 12        | 22.00   | 21.28                  | 21.22        | 21.41        |
|            |            |            | 25               | 24        | 22.00   | 21.29                  | 21.18        | 21.02        |
|            |            |            | 50               | 0         | 22.00   | 21.30                  | 21.27        | 21.51        |
| LTE Band 4 | 15MHz      | QPSK       | 1                | 0         | 24.00   | 23.52                  | 23.38        | 23.08        |
|            |            |            | 1                | 37        | 24.00   | 23.32                  | 23.47        | 23.11        |
|            |            |            | 1                | 74        | 24.00   | 23.26                  | 23.39        | 23.05        |
|            |            |            | 36               | 0         | 22.50   | 22.27                  | 22.29        | 22.07        |
|            |            |            | 36               | 18        | 22.50   | 22.16                  | 22.18        | 21.98        |
|            |            |            | 36               | 37        | 22.50   | 22.16                  | 22.18        | 22.03        |
|            |            |            | 75               | 0         | 22.50   | 22.27                  | 22.19        | 21.88        |
|            |            | 16QAM      | 1                | 0         | 22.50   | 22.44                  | 22.39        | 21.71        |
|            |            |            | 1                | 37        | 22.50   | 22.24                  | 22.46        | 21.79        |
|            |            |            | 1                | 74        | 22.50   | 22.16                  | 22.40        | 21.66        |
|            |            |            | 36               | 0         | 22.00   | 21.25                  | 21.38        | 21.48        |
|            |            |            | 36               | 18        | 22.00   | 21.38                  | 21.33        | 21.20        |
|            |            |            | 36               | 37        | 22.00   | 21.27                  | 21.69        | 21.22        |

| Band       | Band Width | Modulation | RB Configuration |           | Tune-up | Channel/Frequency(MHz) |              |            |
|------------|------------|------------|------------------|-----------|---------|------------------------|--------------|------------|
|            |            |            | RB Size          | RB Offset |         | 20050/1720             | 20175/1732.5 | 20300/1745 |
|            |            |            | 75               | 0         |         | 21.50                  | 21.41        | 21.22      |
| LTE Band 4 | 20MHz      | QPSK       | 1                | 0         | 24.00   | 23.70                  | 23.41        | 23.24      |
|            |            |            | 1                | 49        | 24.00   | 23.45                  | 23.39        | 23.08      |
|            |            |            | 1                | 99        | 24.00   | 23.53                  | 23.50        | 23.17      |
|            |            |            | 50               | 0         | 22.50   | 22.23                  | 22.13        | 22.02      |
|            |            |            | 50               | 24        | 22.50   | 22.31                  | 22.28        | 22.06      |
|            |            |            | 50               | 49        | 22.50   | 22.26                  | 22.18        | 22.04      |
|            |            |            | 100              | 0         | 22.50   | 22.21                  | 22.18        | 21.97      |
|            |            | 16QAM      | 1                | 0         | 23.00   | 22.67                  | 22.39        | 22.38      |
|            |            |            | 1                | 49        | 23.00   | 22.36                  | 22.35        | 22.22      |
|            |            |            | 1                | 99        | 23.00   | 22.40                  | 22.41        | 22.33      |
|            |            |            | 50               | 0         | 22.00   | 21.32                  | 21.62        | 21.11      |
|            |            |            | 50               | 24        | 22.00   | 21.26                  | 21.28        | 21.42      |
|            |            |            | 50               | 49        | 22.00   | 21.25                  | 21.62        | 21.45      |
|            |            |            | 100              | 0         | 21.50   | 21.35                  | 21.22        | 21.38      |

| Band       | Band Width | Modulation | RB Configuration |            | Tune-up          | Channel/Frequency(MHz) |             |                        |
|------------|------------|------------|------------------|------------|------------------|------------------------|-------------|------------------------|
|            |            |            | RB Size          | RB Offset  |                  | 20407/824.7            | 20525/836.5 | 20643/848.3            |
|            |            |            | 1                | 0          |                  | 23.00                  | 21.43       | 22.72                  |
| LTE Band 5 | 1.4MHz     | QPSK       | 1                | 2          | 23.00            | 22.30                  | 22.75       | 22.65                  |
|            |            |            | 1                | 5          | 23.00            | 22.32                  | 22.71       | 22.61                  |
|            |            |            | 3                | 0          | 23.00            | 22.51                  | 22.75       | 22.77                  |
|            |            |            | 3                | 1          | 23.00            | 22.48                  | 22.71       | 22.75                  |
|            |            |            | 3                | 2          | 23.00            | 22.43                  | 22.68       | 22.68                  |
|            |            |            | 6                | 0          | 22.00            | 21.34                  | 21.66       | 21.98                  |
|            |            |            | 16QAM            | 1          | 0                | 22.50                  | 21.34       | 21.49                  |
|            |            | 1          |                  | 2          | 22.50            | 21.32                  | 21.53       | 22.15                  |
|            |            | 1          |                  | 5          | 22.50            | 21.31                  | 21.57       | 22.10                  |
|            |            | 3          |                  | 0          | 22.50            | 21.61                  | 21.71       | 22.13                  |
|            |            | 3          |                  | 1          | 22.50            | 21.62                  | 21.80       | 22.07                  |
|            |            | 3          |                  | 2          | 22.50            | 21.56                  | 21.69       | 22.05                  |
|            |            | 6          |                  | 0          | 21.00            | 20.31                  | 20.74       | 20.73                  |
|            |            | Band       | Band Width       | Modulation | RB Configuration |                        | Tune-up     | Channel/Frequency(MHz) |

| Band       | Band Width | Modulation | RB Configuration |           | Tune-up | Channel/Frequency(MHz) |             |             |
|------------|------------|------------|------------------|-----------|---------|------------------------|-------------|-------------|
|            |            |            | RB Size          | RB Offset |         | 20425/826.5            | 20525/836.5 | 20625/846.5 |
| LTE Band 5 | 3MHz       | QPSK       | 1                | 0         | 23.00   | 20415/825.5            | 20525/836.5 | 20635/847.5 |
|            |            |            | 1                | 7         | 23.00   | 22.31                  | 22.67       | 22.72       |
|            |            |            | 1                | 14        | 23.00   | 22.41                  | 22.77       | 22.75       |
|            |            |            | 8                | 0         | 22.50   | 22.59                  | 22.80       | 22.71       |
|            |            |            | 8                | 4         | 22.50   | 21.44                  | 21.58       | 22.08       |
|            |            |            | 8                | 7         | 22.50   | 21.40                  | 21.68       | 22.07       |
|            |            |            | 15               | 0         | 22.50   | 21.82                  | 21.61       | 21.94       |
|            |            | 16QAM      | 1                | 0         | 22.50   | 21.48                  | 21.70       | 22.02       |
|            |            |            | 1                | 7         | 22.50   | 21.76                  | 21.51       | 21.83       |
|            |            |            | 1                | 14        | 22.50   | 21.69                  | 21.53       | 21.95       |
|            |            |            | 8                | 0         | 21.50   | 22.23                  | 21.52       | 21.94       |
|            |            |            | 8                | 4         | 21.50   | 20.44                  | 21.03       | 21.12       |
|            |            |            | 8                | 7         | 21.50   | 20.57                  | 20.99       | 21.14       |
|            |            |            | 15               | 0         | 21.50   | 20.96                  | 21.07       | 21.13       |
| 15         | 0          | 21.50      | 20.50            | 20.98     | 21.19   |                        |             |             |
| LTE Band 5 | 5MHz       | QPSK       | 1                | 0         | 23.00   | 22.65                  | 22.82       | 23.00       |
|            |            |            | 1                | 12        | 23.00   | 22.72                  | 22.77       | 22.97       |
|            |            |            | 1                | 24        | 23.00   | 22.71                  | 22.85       | 22.89       |
|            |            |            | 12               | 0         | 22.50   | 21.38                  | 21.62       | 21.63       |
|            |            |            | 12               | 6         | 22.50   | 21.72                  | 21.70       | 21.92       |
|            |            |            | 12               | 11        | 22.50   | 21.73                  | 21.70       | 22.03       |
|            |            |            | 25               | 0         | 22.00   | 21.88                  | 21.60       | 21.88       |
|            |            | 16QAM      | 1                | 0         | 22.50   | 21.36                  | 21.60       | 21.67       |
|            |            |            | 1                | 12        | 22.50   | 21.69                  | 21.37       | 21.86       |
|            |            |            | 1                | 24        | 22.50   | 21.48                  | 21.56       | 22.02       |
|            |            |            | 12               | 0         | 21.50   | 20.57                  | 20.97       | 20.67       |
|            |            |            | 12               | 6         | 21.50   | 20.91                  | 20.84       | 21.12       |
|            |            |            | 12               | 11        | 21.50   | 20.87                  | 20.87       | 20.99       |
|            |            |            | 25               | 0         | 21.50   | 21.03                  | 21.07       | 21.19       |
| LTE Band   | 10MHz      | QPSK       | RB Configuration |           | Tune-up | Channel/Frequency(MHz) |             |             |
|            |            |            | RB Size          | RB Offset |         | 20450/829              | 20525/836.5 | 20600/844   |
| LTE Band   | 10MHz      | QPSK       | 1                | 0         | 23.00   | 22.40                  | 22.64       | 22.83       |
|            |            |            | 1                | 24        | 23.00   | 22.46                  | 22.58       | 22.64       |

|   |       |  |    |    |       |       |       |       |       |
|---|-------|--|----|----|-------|-------|-------|-------|-------|
| 5 |       |  | 1  | 49 | 23.00 | 22.57 | 22.64 | 22.61 |       |
|   |       |  | 25 | 0  | 22.50 | 21.74 | 21.52 | 22.03 |       |
|   |       |  | 25 | 12 | 22.50 | 21.42 | 21.72 | 21.68 |       |
|   |       |  | 25 | 24 | 22.50 | 21.61 | 21.65 | 22.02 |       |
|   |       |  | 50 | 0  | 22.00 | 21.48 | 21.67 | 21.69 |       |
|   | 16QAM |  |    | 1  | 0     | 22.50 | 21.80 | 22.04 | 22.11 |
|   |       |  |    | 1  | 24    | 22.50 | 21.93 | 22.07 | 22.01 |
|   |       |  |    | 1  | 49    | 22.50 | 22.07 | 22.45 | 22.35 |
|   |       |  |    | 25 | 0     | 21.50 | 20.76 | 20.93 | 21.09 |
|   |       |  |    | 25 | 12    | 21.50 | 20.34 | 20.86 | 20.95 |
|   |       |  |    | 25 | 24    | 21.50 | 20.48 | 20.94 | 20.94 |
|   |       |  |    | 50 | 0     | 21.50 | 20.32 | 20.83 | 21.04 |

| Band       | Band Width | Modulation | RB Configuration |           | Tune-up | Channel/Frequency(MHz) |            |              |
|------------|------------|------------|------------------|-----------|---------|------------------------|------------|--------------|
|            |            |            | RB Size          | RB Offset |         | 20775/2502.5           | 21100/2535 | 21425/2567.5 |
| LTE Band 7 | 5MHz       | QPSK       | 1                | 0         | 24.00   | 23.42                  | 23.58      | 23.65        |
|            |            |            | 1                | 12        | 24.00   | 23.30                  | 23.68      | 23.63        |
|            |            |            | 1                | 24        | 24.00   | 23.27                  | 23.69      | 23.72        |
|            |            |            | 12               | 0         | 23.00   | 22.45                  | 22.39      | 22.46        |
|            |            |            | 12               | 6         | 23.00   | 22.47                  | 22.48      | 22.59        |
|            |            |            | 12               | 11        | 23.00   | 22.62                  | 22.51      | 22.53        |
|            |            | 16QAM      | 25               | 0         | 23.00   | 22.57                  | 22.45      | 22.46        |
|            |            |            | 1                | 0         | 23.00   | 22.53                  | 22.35      | 22.54        |
|            |            |            | 1                | 12        | 23.00   | 22.52                  | 22.49      | 22.60        |
|            |            |            | 1                | 24        | 23.00   | 22.47                  | 22.45      | 22.54        |
|            |            |            | 12               | 0         | 22.00   | 21.75                  | 21.42      | 21.61        |
|            |            |            | 12               | 6         | 22.00   | 21.69                  | 21.63      | 21.67        |
|            |            |            | 12               | 11        | 22.00   | 21.72                  | 21.54      | 21.66        |
| 25         | 0          | 22.00      | 21.82            | 21.68     | 21.78   |                        |            |              |

| Band       | Band Width | Modulation | RB Configuration |           | Tune-up | Channel/Frequency(MHz) |            |            |
|------------|------------|------------|------------------|-----------|---------|------------------------|------------|------------|
|            |            |            | RB Size          | RB Offset |         | 20800/2505             | 21100/2535 | 21400/2565 |
| LTE Band 7 | 10MHz      | QPSK       | 1                | 0         | 24.00   | 23.89                  | 23.52      | 23.37      |
|            |            |            | 1                | 24        | 24.00   | 23.70                  | 23.43      | 23.43      |
|            |            |            | 1                | 49        | 24.00   | 23.77                  | 23.45      | 23.54      |
|            |            |            | 25               | 0         | 23.00   | 22.58                  | 22.41      | 22.29      |
|            |            |            | 25               | 12        | 23.00   | 22.60                  | 22.44      | 22.40      |

| Band       | Band Width | Modulation | RB Configuration |           | Tune-up | Channel/Frequency(MHz) |            |              |
|------------|------------|------------|------------------|-----------|---------|------------------------|------------|--------------|
|            |            |            | RB Size          | RB Offset |         | 20825/2507.5           | 21100/2535 | 21375/2562.5 |
|            |            | 16QAM      | 25               | 24        | 23.00   | 22.68                  | 22.51      | 22.42        |
|            |            |            | 50               | 0         | 23.00   | 22.57                  | 22.43      | 22.37        |
|            |            |            | 1                | 0         | 23.50   | 22.49                  | 22.96      | 22.94        |
|            |            |            | 1                | 24        | 23.50   | 22.51                  | 23.07      | 23.06        |
|            |            |            | 1                | 49        | 23.50   | 22.59                  | 23.22      | 23.10        |
|            |            |            | 25               | 0         | 22.00   | 21.78                  | 21.45      | 21.47        |
|            |            |            | 25               | 12        | 22.00   | 21.80                  | 21.55      | 21.47        |
|            |            |            | 25               | 24        | 22.00   | 21.87                  | 21.53      | 21.51        |
|            |            |            | 50               | 0         | 22.00   | 21.63                  | 21.57      | 21.60        |
| LTE Band 7 | 15MHz      | QPSK       | 1                | 0         | 24.00   | 23.67                  | 23.66      | 23.55        |
|            |            |            | 1                | 37        | 24.00   | 23.75                  | 23.62      | 23.57        |
|            |            |            | 1                | 74        | 24.00   | 23.87                  | 23.74      | 23.70        |
|            |            |            | 36               | 0         | 23.00   | 22.61                  | 22.48      | 22.37        |
|            |            |            | 36               | 18        | 23.00   | 22.58                  | 22.43      | 22.23        |
|            |            |            | 36               | 37        | 23.00   | 22.57                  | 22.57      | 22.50        |
|            |            |            | 75               | 0         | 23.00   | 22.63                  | 22.47      | 22.22        |
|            |            | 16QAM      | 1                | 0         | 23.00   | 22.55                  | 22.49      | 22.39        |
|            |            |            | 1                | 37        | 23.00   | 22.65                  | 22.54      | 22.42        |
|            |            |            | 1                | 74        | 23.00   | 22.63                  | 22.57      | 22.55        |
|            |            |            | 36               | 0         | 22.00   | 21.78                  | 21.70      | 21.46        |
|            |            |            | 36               | 18        | 22.00   | 21.76                  | 21.68      | 21.50        |
|            |            |            | 36               | 37        | 22.00   | 21.68                  | 21.79      | 21.63        |
|            |            |            | 75               | 0         | 22.00   | 21.73                  | 21.58      | 21.45        |
|            |            |            |                  |           |         | RB Configuration       |            | Tune-up      |
| RB Size    | RB Offset  | 20850/2510 |                  |           |         | 21100/2535             | 21350/2560 |              |
| LTE Band 7 | 20MHz      | QPSK       | 1                | 0         | 24.00   | 23.59                  | 23.68      | 23.54        |
|            |            |            | 1                | 49        | 24.00   | 23.62                  | 23.54      | 23.40        |
|            |            |            | 1                | 99        | 24.00   | 23.56                  | 23.66      | 23.59        |
|            |            |            | 50               | 0         | 23.00   | 22.54                  | 22.54      | 22.47        |
|            |            |            | 50               | 24        | 23.00   | 22.69                  | 22.39      | 22.37        |
|            |            |            | 50               | 49        | 23.00   | 22.55                  | 22.52      | 22.49        |
|            |            |            | 100              | 0         | 23.00   | 22.57                  | 22.58      | 22.40        |
|            |            | 16QAM      | 1                | 0         | 23.00   | 22.61                  | 22.59      | 22.50        |
|            |            |            | 1                | 49        | 23.00   | 22.59                  | 22.61      | 22.37        |



|  |  |  |     |    |       |       |       |       |
|--|--|--|-----|----|-------|-------|-------|-------|
|  |  |  | 1   | 99 | 23.00 | 22.58 | 22.62 | 22.41 |
|  |  |  | 50  | 0  | 22.00 | 21.58 | 21.60 | 21.43 |
|  |  |  | 50  | 24 | 22.00 | 21.64 | 21.66 | 21.48 |
|  |  |  | 50  | 49 | 22.00 | 21.75 | 21.61 | 21.57 |
|  |  |  | 100 | 0  | 22.00 | 21.74 | 21.64 | 21.47 |

| Band        | Band Width | Modulation | RB Configuration |           | Tune-up | Channel/Frequency(MHz) |           |             |
|-------------|------------|------------|------------------|-----------|---------|------------------------|-----------|-------------|
|             |            |            | RB Size          | RB Offset |         | 23755/706.5            | 23790/710 | 23825/713.5 |
| LTE Band 17 | 5MHz       | QPSK       | 1                | 0         | 22.50   | 22.07                  | 22.34     | 22.33       |
|             |            |            | 1                | 12        | 22.50   | 22.00                  | 22.30     | 22.39       |
|             |            |            | 1                | 24        | 22.50   | 21.97                  | 22.26     | 22.42       |
|             |            |            | 12               | 0         | 22.00   | 21.09                  | 21.28     | 21.43       |
|             |            |            | 12               | 6         | 22.00   | 21.05                  | 21.51     | 21.45       |
|             |            |            | 12               | 11        | 22.00   | 21.12                  | 21.57     | 21.08       |
|             |            | 16QAM      | 25               | 0         | 22.00   | 21.16                  | 20.99     | 21.52       |
|             |            |            | 1                | 0         | 22.00   | 21.46                  | 21.16     | 21.53       |
|             |            |            | 1                | 12        | 22.00   | 21.54                  | 21.35     | 21.46       |
|             |            |            | 1                | 24        | 22.00   | 21.55                  | 21.38     | 20.98       |
|             |            |            | 12               | 0         | 21.00   | 20.33                  | 20.50     | 20.55       |
|             |            |            | 12               | 6         | 21.00   | 20.45                  | 20.59     | 20.51       |
|             |            |            | 12               | 11        | 21.00   | 20.49                  | 20.48     | 20.61       |
|             |            |            | 25               | 0         | 21.00   | 20.49                  | 20.66     | 20.78       |

| Band | Band Width | Modulation | RB Configuration |           | Tune-up | Channel/Frequency(MHz) |           |           |
|------|------------|------------|------------------|-----------|---------|------------------------|-----------|-----------|
|      |            |            | RB Size          | RB Offset |         | 23780/709              | 23790/710 | 23800/711 |

|             |       |       |    |    |       |       |       |       |
|-------------|-------|-------|----|----|-------|-------|-------|-------|
| LTE Band 17 | 10MHz | QPSK  | 1  | 0  | 22.50 | 22.35 | 22.12 | 22.24 |
|             |       |       | 1  | 24 | 22.50 | 22.33 | 22.16 | 22.15 |
|             |       |       | 1  | 49 | 22.50 | 22.26 | 22.25 | 22.22 |
|             |       |       | 25 | 0  | 22.00 | 21.07 | 21.14 | 21.24 |
|             |       |       | 25 | 12 | 22.00 | 21.17 | 21.00 | 21.60 |
|             |       |       | 25 | 24 | 22.00 | 21.44 | 21.52 | 21.53 |
|             |       | 16QAM | 50 | 0  | 22.00 | 21.14 | 21.14 | 21.55 |
|             |       |       | 1  | 0  | 22.00 | 20.95 | 21.68 | 21.63 |
|             |       |       | 1  | 24 | 22.00 | 21.05 | 21.59 | 21.77 |
|             |       |       | 1  | 49 | 22.00 | 21.41 | 21.40 | 21.31 |
|             |       |       | 25 | 0  | 21.00 | 20.67 | 20.46 | 20.39 |
|             |       |       | 25 | 12 | 21.00 | 20.66 | 20.36 | 20.52 |

|  |  |  |    |    |       |       |       |       |
|--|--|--|----|----|-------|-------|-------|-------|
|  |  |  | 25 | 24 | 21.00 | 20.73 | 20.52 | 20.53 |
|  |  |  | 50 | 0  | 20.50 | 20.45 | 20.46 | 20.46 |

| Band        | Band Width | Modulation | RB Configuration |           | Tune-up | Channel/Frequency(MHz) |             |               |
|-------------|------------|------------|------------------|-----------|---------|------------------------|-------------|---------------|
|             |            |            | RB Size          | RB Offset |         | 131979/1710.7          | 132322/1745 | 132665/1779.3 |
| LTE Band 66 | 1.4MHz     | QPSK       | 1                | 0         | 24.00   | 23.37                  | 23.18       | 23.41         |
|             |            |            | 1                | 2         | 24.00   | 23.39                  | 23.22       | 23.36         |
|             |            |            | 1                | 5         | 24.00   | 23.22                  | 23.13       | 23.43         |
|             |            |            | 3                | 0         | 23.50   | 23.34                  | 23.03       | 23.14         |
|             |            |            | 3                | 1         | 23.50   | 23.34                  | 23.09       | 23.17         |
|             |            |            | 3                | 2         | 23.50   | 23.39                  | 23.02       | 23.13         |
|             |            |            | 6                | 0         | 22.50   | 22.27                  | 22.06       | 22.07         |
|             |            | 16QAM      | 1                | 0         | 23.00   | 22.17                  | 21.87       | 22.49         |
|             |            |            | 1                | 2         | 23.00   | 22.32                  | 22.01       | 22.60         |
|             |            |            | 1                | 5         | 23.00   | 22.16                  | 21.93       | 22.56         |
|             |            |            | 3                | 0         | 23.00   | 22.54                  | 22.10       | 22.40         |
|             |            |            | 3                | 1         | 23.00   | 22.58                  | 22.10       | 22.34         |
|             |            |            | 3                | 2         | 23.00   | 22.58                  | 22.20       | 22.25         |
|             |            |            | 6                | 0         | 21.50   | 21.45                  | 20.95       | 20.84         |
| Band        | Band Width | Modulation | RB Configuration |           | Tune-up | Channel/Frequency(MHz) |             |               |
|             |            |            | RB Size          | RB Offset |         | 131987/1711.5          | 132322/1745 | 132657/1778.5 |
| LTE Band 66 | 3MHz       | QPSK       | 1                | 0         | 24.00   | 23.67                  | 23.14       | 23.21         |
|             |            |            | 1                | 7         | 24.00   | 23.68                  | 23.07       | 23.23         |
|             |            |            | 1                | 14        | 24.00   | 23.53                  | 23.06       | 23.23         |
|             |            |            | 8                | 0         | 22.50   | 22.38                  | 22.09       | 22.23         |
|             |            |            | 8                | 4         | 22.50   | 22.32                  | 22.14       | 22.13         |
|             |            |            | 8                | 7         | 22.50   | 22.28                  | 22.09       | 22.13         |
|             |            |            | 15               | 0         | 22.50   | 22.30                  | 22.12       | 22.07         |
|             |            | 16QAM      | 1                | 0         | 23.00   | 22.27                  | 22.83       | 22.62         |
|             |            |            | 1                | 7         | 23.00   | 22.24                  | 22.87       | 22.59         |
|             |            |            | 1                | 14        | 23.00   | 22.21                  | 22.81       | 22.66         |
|             |            |            | 8                | 0         | 22.00   | 21.71                  | 21.24       | 21.29         |
|             |            |            | 8                | 4         | 22.00   | 21.74                  | 21.32       | 21.32         |
|             |            |            | 8                | 7         | 22.00   | 21.74                  | 21.34       | 21.31         |
|             |            |            | 15               | 0         | 22.00   | 21.73                  | 21.20       | 21.25         |
| Band        | Band       | Modulation | RB               |           | Tune-up | Channel/Frequency(MHz) |             |               |

|             | Width      |            | Configuration    |           |         |                        |             |               |
|-------------|------------|------------|------------------|-----------|---------|------------------------|-------------|---------------|
|             |            |            | RB Size          | RB Offset |         | 131997/1712.5          | 132322/1745 | 132647/1777.5 |
| LTE Band 66 | 5MHz       | QPSK       | 1                | 0         | 24.00   | 23.57                  | 23.30       | 23.39         |
|             |            |            | 1                | 12        | 24.00   | 23.61                  | 23.34       | 23.44         |
|             |            |            | 1                | 24        | 24.00   | 23.55                  | 23.23       | 23.43         |
|             |            |            | 12               | 0         | 22.50   | 22.28                  | 22.05       | 22.18         |
|             |            |            | 12               | 6         | 22.50   | 22.23                  | 22.04       | 22.19         |
|             |            |            | 12               | 11        | 22.50   | 22.32                  | 22.14       | 22.11         |
|             |            |            | 25               | 0         | 22.50   | 22.31                  | 22.06       | 22.16         |
|             |            | 16QAM      | 1                | 0         | 22.50   | 22.35                  | 22.11       | 21.99         |
|             |            |            | 1                | 12        | 22.50   | 22.21                  | 22.03       | 22.11         |
|             |            |            | 1                | 24        | 22.50   | 22.24                  | 21.99       | 22.04         |
|             |            |            | 12               | 0         | 22.00   | 21.64                  | 21.11       | 21.23         |
|             |            |            | 12               | 6         | 22.00   | 21.63                  | 21.13       | 21.25         |
|             |            |            | 12               | 11        | 22.00   | 21.56                  | 21.11       | 21.18         |
|             |            |            | 25               | 0         | 22.00   | 21.78                  | 21.27       | 21.35         |
| Band        | Band Width | Modulation | RB Configuration |           | Tune-up | Channel/Frequency(MHz) |             |               |
|             |            |            | RB Size          | RB Offset |         | 132022/1715            | 132322/1745 | 132622/1775   |
| LTE Band 66 | 10MHz      | QPSK       | 1                | 0         | 24.00   | 23.39                  | 22.99       | 23.19         |
|             |            |            | 1                | 24        | 24.00   | 23.34                  | 22.94       | 23.15         |
|             |            |            | 1                | 49        | 24.00   | 23.40                  | 22.96       | 23.25         |
|             |            |            | 25               | 0         | 22.50   | 22.29                  | 22.06       | 22.03         |
|             |            |            | 25               | 12        | 22.50   | 22.37                  | 21.95       | 22.05         |
|             |            |            | 25               | 24        | 22.50   | 22.27                  | 21.98       | 22.23         |
|             |            |            | 50               | 0         | 22.50   | 22.25                  | 22.01       | 22.02         |
|             |            | 16QAM      | 1                | 0         | 23.00   | 22.90                  | 22.46       | 22.48         |
|             |            |            | 1                | 24        | 23.00   | 22.73                  | 22.35       | 22.50         |
|             |            |            | 1                | 49        | 23.00   | 22.74                  | 22.35       | 22.58         |
|             |            |            | 25               | 0         | 22.00   | 21.55                  | 21.14       | 21.16         |
|             |            |            | 25               | 12        | 22.00   | 21.53                  | 21.03       | 21.03         |
|             |            |            | 25               | 24        | 22.00   | 21.52                  | 21.07       | 21.14         |
|             |            |            | 50               | 0         | 22.00   | 21.52                  | 21.02       | 21.04         |
| Band        | Band Width | Modulation | RB Configuration |           | Tune-up | Channel/Frequency(MHz) |             |               |
|             |            |            | RB Size          | RB Offset |         | 132047/1717.5          | 132322/1745 | 132597/1772.5 |
| LTE         | 15MHz      | QPSK       | 1                | 0         | 24.00   | 23.39                  | 23.08       | 23.37         |

| Band        | Band Width | Modulation | RB Configuration |           | Tune-up | Channel/Frequency(MHz) |             |             |
|-------------|------------|------------|------------------|-----------|---------|------------------------|-------------|-------------|
|             |            |            | RB Size          | RB Offset |         | 132072/1720            | 132322/1745 | 132572/1770 |
| Band 66     |            |            | 1                | 37        | 24.00   | 23.31                  | 23.10       | 23.42       |
|             |            |            | 1                | 74        | 24.00   | 23.30                  | 23.09       | 23.43       |
|             |            |            | 36               | 0         | 22.50   | 22.15                  | 22.06       | 22.15       |
|             |            |            | 36               | 18        | 22.50   | 22.25                  | 22.09       | 22.13       |
|             |            |            | 36               | 37        | 22.50   | 22.23                  | 22.09       | 22.18       |
|             |            |            | 75               | 0         | 22.50   | 22.34                  | 22.12       | 22.14       |
|             |            |            | 75               | 0         | 22.50   | 22.34                  | 22.12       | 22.14       |
|             |            | 16QAM      | 1                | 0         | 23.00   | 22.75                  | 22.01       | 22.08       |
|             |            |            | 1                | 37        | 23.00   | 22.63                  | 22.12       | 22.09       |
|             |            |            | 1                | 74        | 23.00   | 22.63                  | 22.27       | 22.10       |
|             |            |            | 36               | 0         | 22.00   | 21.50                  | 21.35       | 21.36       |
|             |            |            | 36               | 18        | 22.00   | 21.49                  | 21.30       | 21.30       |
|             |            |            | 36               | 37        | 22.00   | 21.22                  | 21.09       | 21.22       |
|             |            |            | 75               | 0         | 22.00   | 21.63                  | 21.09       | 21.19       |
| LTE Band 66 | 20MHz      | QPSK       | 1                | 0         | 24.00   | 23.62                  | 23.30       | 23.36       |
|             |            |            | 1                | 49        | 24.00   | 23.46                  | 23.19       | 23.37       |
|             |            |            | 1                | 99        | 24.00   | 23.48                  | 23.18       | 23.41       |
|             |            |            | 50               | 0         | 22.50   | 22.37                  | 22.12       | 22.14       |
|             |            |            | 50               | 24        | 22.50   | 22.32                  | 22.04       | 22.07       |
|             |            |            | 50               | 49        | 22.50   | 22.34                  | 21.98       | 21.97       |
|             |            |            | 100              | 0         | 22.50   | 22.32                  | 22.08       | 22.10       |
|             |            | 16QAM      | 1                | 0         | 22.50   | 22.34                  | 22.16       | 22.05       |
|             |            |            | 1                | 49        | 22.50   | 22.12                  | 22.11       | 22.19       |
|             |            |            | 1                | 99        | 22.50   | 22.13                  | 22.19       | 22.24       |
|             |            |            | 50               | 0         | 22.00   | 21.54                  | 21.31       | 21.12       |
|             |            |            | 50               | 24        | 22.00   | 21.35                  | 21.21       | 21.26       |
|             |            |            | 50               | 49        | 22.00   | 21.38                  | 21.13       | 21.14       |
|             |            |            | 100              | 0         | 21.50   | 21.31                  | 21.16       | 21.29       |

**7.4. WLAN & Bluetooth Output Power**

| Mode    | Channel | Frequency (MHz) | Tune-up | Output Power (dBm) |
|---------|---------|-----------------|---------|--------------------|
| 802.11b | 1       | 2412            | 15.50   | 14.66              |
|         | 6       | 2437            | 15.50   | 14.53              |
|         | 11      | 2462            | 15.50   | 15.31              |
| 802.11g | 1       | 2412            | 13.50   | 12.69              |
|         | 6       | 2437            | 13.50   | 12.53              |

|                 |    |      |       |       |
|-----------------|----|------|-------|-------|
|                 | 11 | 2462 | 13.50 | 13.04 |
| 802.11n<br>HT20 | 1  | 2412 | 12.50 | 11.73 |
|                 | 6  | 2437 | 12.50 | 11.54 |
|                 | 11 | 2462 | 12.50 | 12.12 |

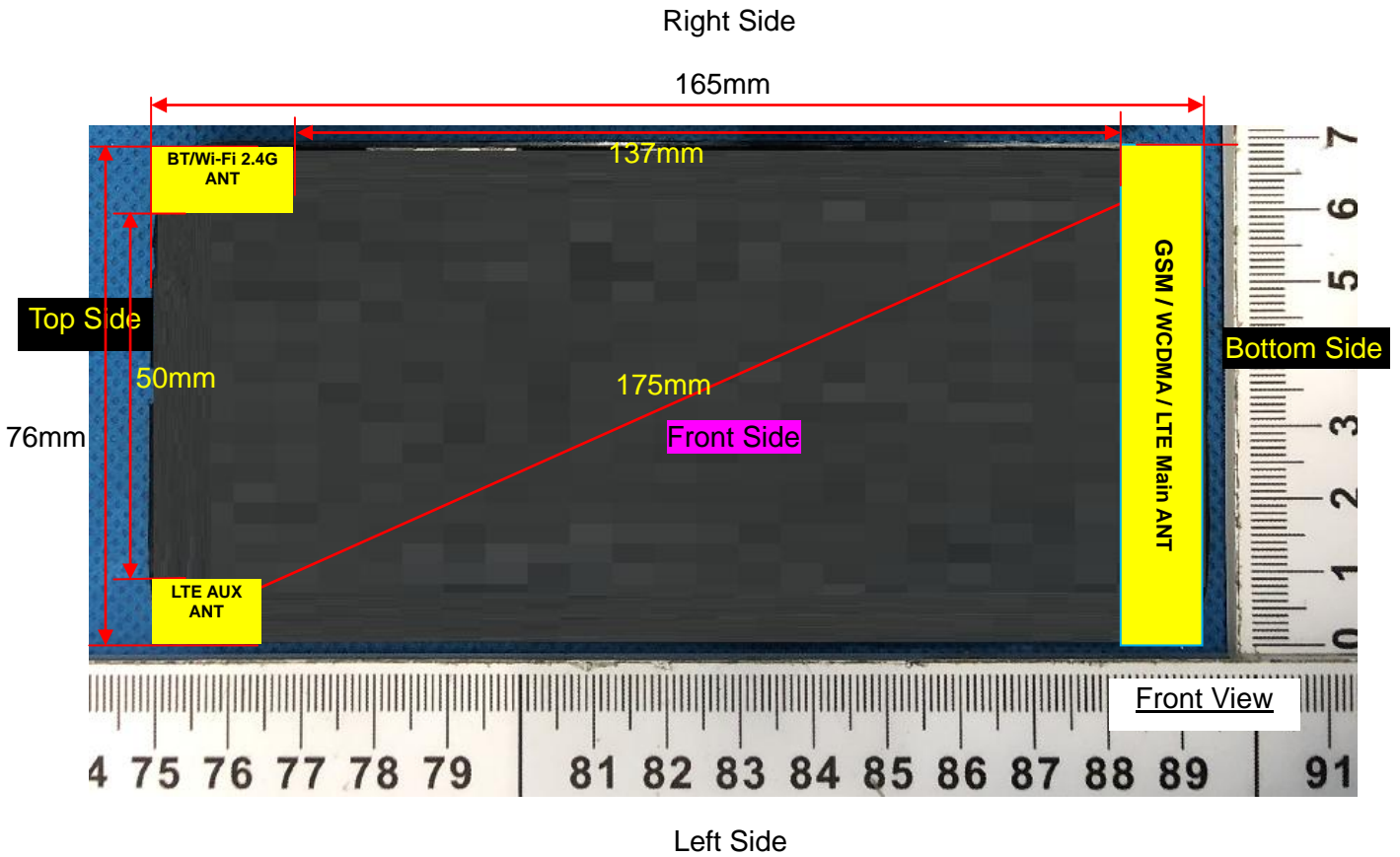
NOTE: Power measurement results of WLAN 2.4G.

| BR+EDR | Output Power (dBm) |         |         |       |      |
|--------|--------------------|---------|---------|-------|------|
|        | Data Rates         | Tune-up | Channel |       |      |
|        |                    |         | 0CH     | 39CH  | 78CH |
| 1M     | 6.000              | 5.618   | 4.133   | 5.816 |      |
| 2M     | 7.000              | 5.417   | 6.092   | 6.040 |      |
| 3M     | 7.000              | 5.802   | 6.554   | 6.421 |      |

| BLE | Channel | Tune-up | Output Power (dBm) |
|-----|---------|---------|--------------------|
|     | 0CH     | -3.000  | -3.196             |
|     | 19CH    | -2.000  | -2.220             |
|     | 39CH    | -2.000  | -2.255             |

NOTE: Power measurement results of Bluetooth.

### 8. Antenna Location



Note: Since the confidentiality request of EUT, the antenna location example diagram see as above.

| Distance of the Antenna to the EUT surface/edge |            |           |           |            |          |             |
|---|------------|-----------|-----------|------------|----------|-------------|
| Antennas  | Front Side | Back Side | Left Side | Right Side | Top Side | Bottom Side |
| WWAN Main ANT                                   | ≤ 25mm     | ≤ 25mm    | ≤ 25mm    | ≤ 25mm     | > 25mm   | ≤ 25mm      |
| WLAN & Bluetooth                                | ≤ 25mm     | ≤ 25mm    | > 25mm    | ≤ 25mm     | ≤ 25mm   | >25mm       |
| Positions for SAR tests                         |            |           |           |            |          |             |
| Antennas  | Front Side | Back Side | Left Side | Right Side | Top Side | Bottom Side |
| WWAN Main ANT                                   | Yes        | Yes       | Yes       | Yes        | NO       | Yes         |
| WLAN & Bluetooth                                | Yes        | Yes       | NO        | Yes        | Yes      | NO          |

### 9. Stand-alone SAR test exclusion

Refer to FCC KDB 447498D01, the 1-g SAR and 10-g SAR test exclusion thresholds for 100 MHz to 6 GHz at test separation distances ≤ 50 mm are determined by:

$$[(\text{max. power of channel, including tune-up tolerance, mW}) / (\text{min. test separation distance, mm})] \cdot [\sqrt{f_{(\text{GHz})}}] \leq 3.0 \text{ for 1-g SAR and } \leq 7.5 \text{ for 10-g extremity SAR, where:}$$

- $f_{(\text{GHz})}$  is the RF channel transmit frequency in GHz
- Power and distance are rounded to the nearest mW and mm before calculation
- The result is rounded to one decimal place for comparison

When the minimum test separation distance is < 5 mm, a distance of 5 mm is applied to determine SAR test exclusion.

| Mode      | P <sub>max</sub><br>(dBm) | P <sub>max</sub><br>(mW) | Distance<br>(mm) | f<br>(GHz) | Calculation<br>Result | SAR Exclusion<br>threshold | SAR test<br>exclusion |
|-----------|---------------------------|--------------------------|------------------|------------|-----------------------|----------------------------|-----------------------|
| Bluetooth | 7.00                      | 5.01                     | 5                | 2.480      | 1.58                  | 3                          | Yes                   |

NOTE: Standalone SAR test exclusion for Bluetooth.

When standalone SAR test exclusion applies to an antenna that transmits simultaneously with other antennas, the standalone SAR must be estimated according to following to determine simultaneous transmission SAR test exclusion:

$[(\text{max. power of channel, including tune-up tolerance, mW}) / (\text{min. test separation distance, mm})] * [\sqrt{f_{(\text{GHz})}} / x]$  W/kg for test separation distances  $\leq 50\text{mm}$ , where  $x = 7.5$  for 1-g SAR and  $x = 18.75$  for 10-g SAR.

When the minimum test separation distance is < 5 mm, a distance of 5 mm is applied to determine SAR test exclusion.

| Mode      | Position | P <sub>max</sub><br>(dBm) | P <sub>max</sub><br>(mW) | Distance<br>(mm) | f<br>(GHz) | x   | Estimated SAR<br>(W/Kg) |
|-----------|----------|---------------------------|--------------------------|------------------|------------|-----|-------------------------|
| Bluetooth | Head     | 7.00                      | 5.01                     | 5                | 2.48       | 7.5 | 0.210                   |
| Bluetooth | Body     | 7.00                      | 5.01                     | 10               | 2.48       | 7.5 | 0.105                   |
| Bluetooth | Hotspot  | 7.00                      | 5.01                     | 10               | 2.48       | 7.5 | 0.105                   |

NOTE: Estimated SAR calculation for Bluetooth

## 10. SAR Results

### 10.1. SAR measurement Result

#### 10.1.1. SAR measurement Result of GSM850

| Test Position of Head | Test channel /Freq. | Test Mode      | SAR Value (W/kg) |       | Power Drift (±5%) | Conducted power (dBm) | Tune-up power (dBm) | Scaled SAR 1g (W/Kg) | Date      |
|-----------------------|---------------------|----------------|------------------|-------|-------------------|-----------------------|---------------------|----------------------|-----------|
|                       |                     |                | 1g               | 10g   |                   |                       |                     |                      |           |
| Left Cheek            | 189/836.4           | GPRS(GMSK 2TS) | 0.086            | 0.066 | 0.37              | 30.20                 | 30.50               | 0.092                | 2022/1/13 |
| Left Tilt 15 Degree   | 189/836.4           | GPRS(GMSK 2TS) | 0.044            | 0.028 | -1.89             | 30.20                 | 30.50               | 0.047                | 2022/1/13 |
| Right Cheek           | 189/836.4           | GPRS(GMSK 2TS) | 0.079            | 0.049 | -3.53             | 30.20                 | 30.50               | 0.085                | 2022/1/13 |
| Right Tilt 15 Degree  | 189/836.4           | GPRS(GMSK 2TS) | 0.039            | 0.025 | -1.97             | 30.20                 | 30.50               | 0.042                | 2022/1/13 |

NOTE: Head SAR test results of GSM850.

| Test Position of Body-Worn with 10mm | Test channel /Freq. | Test Mode      | SAR Value (W/kg) |       | Power Drift (±5%) | Conducted power (dBm) | Tune-up power (dBm) | Scaled SAR 1g (W/Kg) | Date      |
|--------------------------------------|---------------------|----------------|------------------|-------|-------------------|-----------------------|---------------------|----------------------|-----------|
|                                      |                     |                | 1g               | 10g   |                   |                       |                     |                      |           |
| Front Side                           | 189/836.4           | GPRS(GMSK 2TS) | 0.055            | 0.042 | -1.69             | 30.20                 | 30.50               | 0.059                | 2022/1/13 |

|           |           |                |       |       |      |       |       |       |           |
|-----------|-----------|----------------|-------|-------|------|-------|-------|-------|-----------|
| Back Side | 189/836.4 | GPRS(GMSK 2TS) | 0.087 | 0.056 | 0.30 | 30.20 | 30.50 | 0.093 | 2022/1/13 |
|-----------|-----------|----------------|-------|-------|------|-------|-------|-------|-----------|

NOTE: Body-Worn SAR test results of GSM850

| Test Position of Hotspot with 10mm | Test channel /Freq. | Test Mode      | SAR Value (W/kg) |       | Power Drift (±5%) | Conducted power (dBm) | Tune-up power (dBm) | Scaled SAR 1g (W/Kg) | Date      |
|------------------------------------|---------------------|----------------|------------------|-------|-------------------|-----------------------|---------------------|----------------------|-----------|
|                                    |                     |                | 1g               | 10g   |                   |                       |                     |                      |           |
| Front Side                         | 189/836.4           | GPRS(GMSK 2TS) | 0.055            | 0.042 | -1.69             | 30.20                 | 30.50               | 0.059                | 2022/1/13 |
| Back Side                          | 189/836.4           | GPRS(GMSK 2TS) | 0.087            | 0.056 | 0.30              | 30.20                 | 30.50               | 0.093                | 2022/1/13 |
| Left Side                          | 189/836.4           | GPRS(GMSK 2TS) | 0.039            | 0.029 | -1.62             | 30.20                 | 30.50               | 0.042                | 2022/1/13 |
| Right Side                         | 189/836.4           | GPRS(GMSK 2TS) | 0.027            | 0.020 | -2.27             | 30.20                 | 30.50               | 0.029                | 2022/1/13 |
| Bottom Side                        | 189/836.4           | GPRS(GMSK 2TS) | 0.072            | 0.054 | 2.28              | 30.20                 | 30.50               | 0.077                | 2022/1/13 |

NOTE: Hotspot SAR test results of GSM850

**10.1.2. SAR measurement Result of GSM1900**

| Test Position of Head | Test channel /Freq. | Test Mode      | SAR Value (W/kg) |       | Power Drift (±5%) | Conducted power (dBm) | Tune-up power (dBm) | Scaled SAR 1g (W/Kg) | Date      |
|-----------------------|---------------------|----------------|------------------|-------|-------------------|-----------------------|---------------------|----------------------|-----------|
|                       |                     |                | 1g               | 10g   |                   |                       |                     |                      |           |
| Left Cheek            | 661/1880            | GPRS(GMSK 3TS) | 0.084            | 0.052 | -2.28             | 24.96                 | 25.50               | 0.095                | 2022/1/25 |
| Left Tilt 15 Degree   | 661/1880            | GPRS(GMSK 3TS) | 0.046            | 0.027 | -0.68             | 24.96                 | 25.50               | 0.052                | 2022/1/25 |
| Right Cheek           | 661/1880            | GPRS(GMSK 3TS) | 0.077            | 0.048 | -1.36             | 24.96                 | 25.50               | 0.087                | 2022/1/25 |
| Right Tilt 15 Degree  | 661/1880            | GPRS(GMSK 3TS) | 0.035            | 0.021 | 2.50              | 24.96                 | 25.50               | 0.040                | 2022/1/25 |

NOTE: Head SAR test results of GSM1900

| Test Position of Body-Worn with 10mm | Test channel /Freq. | Test Mode      | SAR Value (W/kg) |       | Power Drift (±5%) | Conducted power (dBm) | Tune-up power (dBm) | Scaled SAR 1g (W/Kg) | Date      |
|--------------------------------------|---------------------|----------------|------------------|-------|-------------------|-----------------------|---------------------|----------------------|-----------|
|                                      |                     |                | 1g               | 10g   |                   |                       |                     |                      |           |
| Front Side                           | 661/1880            | GPRS(GMSK 3TS) | 0.132            | 0.073 | -0.07             | 24.96                 | 25.50               | 0.149                | 2022/1/25 |
| Back Side                            | 661/1880            | GPRS(GMSK 3TS) | 0.212            | 0.118 | -1.63             | 24.96                 | 25.50               | 0.240                | 2022/1/25 |

NOTE: Body-Worn SAR test results of GSM1900



| Test Position of Hotspot with 10mm | Test channel /Freq. | Test Mode      | SAR Value (W/kg) |       | Power Drift (±5%) | Conducted power (dBm) | Tune-up power (dBm) | Scaled SAR 1g (W/Kg) | Date      |
|------------------------------------|---------------------|----------------|------------------|-------|-------------------|-----------------------|---------------------|----------------------|-----------|
|                                    |                     |                | 1g               | 10g   |                   |                       |                     |                      |           |
| Front Side                         | 661/1880            | GPRS(GMSK 3TS) | 0.132            | 0.073 | -0.07             | 24.96                 | 25.50               | 0.149                | 2022/1/25 |
| Back Side                          | 661/1880            | GPRS(GMSK 3TS) | 0.212            | 0.118 | -1.63             | 24.96                 | 25.50               | 0.240                | 2022/1/25 |
| Left Side                          | 661/1880            | GPRS(GMSK 3TS) | 0.075            | 0.040 | 3.22              | 24.96                 | 25.50               | 0.085                | 2022/1/25 |
| Right Side                         | 661/1880            | GPRS(GMSK 3TS) | 0.078            | 0.042 | 0.41              | 24.96                 | 25.50               | 0.088                | 2022/1/25 |
| Bottom Side                        | 661/1880            | GPRS(GMSK 3TS) | 0.144            | 0.079 | -1.43             | 24.96                 | 25.50               | 0.163                | 2022/1/25 |

NOTE: Hotspot SAR test results of GSM1900

### 10.1.3. SAR measurement Result of WCDMA Band 2

| Test Position of Head | Test channel /Freq. | Test Mode | SAR Value (W/kg) |       | Power Drift (±5%) | Conducted power (dBm) | Tune-up power (dBm) | Scaled SAR 1g (W/Kg) | Date      |
|-----------------------|---------------------|-----------|------------------|-------|-------------------|-----------------------|---------------------|----------------------|-----------|
|                       |                     |           | 1g               | 10g   |                   |                       |                     |                      |           |
| Left Cheek            | 9400/1880           | RMC12.2K  | 0.139            | 0.083 | -3.71             | 22.06                 | 22.50               | 0.154                | 2022/1/25 |
| Left Tilt 15 Degree   | 9400/1880           | RMC12.2K  | 0.074            | 0.043 | -1.93             | 22.06                 | 22.50               | 0.082                | 2022/1/25 |
| Right Cheek           | 9400/1880           | RMC12.2K  | 0.130            | 0.075 | -2.90             | 22.06                 | 22.50               | 0.144                | 2022/1/25 |
| Right Tilt 15 Degree  | 9400/1880           | RMC12.2K  | 0.063            | 0.038 | -0.65             | 22.06                 | 22.50               | 0.070                | 2022/1/25 |

NOTE: Head SAR test results of WCDMA Band 2

| Test Position of Body-Worn with 10mm | Test channel /Freq. | Test Mode | SAR Value (W/kg) |       | Power Drift (±5%) | Conducted power (dBm) | Tune-up power (dBm) | Scaled SAR 1g (W/Kg) | Date      |
|--------------------------------------|---------------------|-----------|------------------|-------|-------------------|-----------------------|---------------------|----------------------|-----------|
|                                      |                     |           | 1g               | 10g   |                   |                       |                     |                      |           |
| Front Side                           | 9400/1880           | RMC12.2K  | 0.226            | 0.124 | 3.18              | 22.06                 | 22.50               | 0.250                | 2022/1/25 |
| Back Side                            | 9400/1880           | RMC12.2K  | 0.378            | 0.207 | -1.46             | 22.06                 | 22.50               | 0.418                | 2022/1/25 |

NOTE: Body-Worn SAR test results of WCDMA Band 2

| Test Position of Hotspot with 10mm | Test channel /Freq. | Test Mode | SAR Value (W/kg) |     | Power Drift (±5%) | Conducted power (dBm) | Tune-up power (dBm) | Scaled SAR 1g (W/Kg) | Date |
|------------------------------------|---------------------|-----------|------------------|-----|-------------------|-----------------------|---------------------|----------------------|------|
|                                    |                     |           | 1g               | 10g |                   |                       |                     |                      |      |

|             |           |          |       |       |       |       |       |       |           |
|-------------|-----------|----------|-------|-------|-------|-------|-------|-------|-----------|
| Front Side  | 9400/1880 | RMC12.2K | 0.226 | 0.124 | 3.18  | 22.06 | 22.50 | 0.250 | 2022/1/25 |
| Back Side   | 9400/1880 | RMC12.2K | 0.378 | 0.207 | -1.46 | 22.06 | 22.50 | 0.418 | 2022/1/25 |
| Left Side   | 9400/1880 | RMC12.2K | 0.123 | 0.066 | 2.44  | 22.06 | 22.50 | 0.136 | 2022/1/25 |
| Right Side  | 9400/1880 | RMC12.2K | 0.117 | 0.063 | 2.40  | 22.06 | 22.50 | 0.129 | 2022/1/25 |
| Bottom Side | 9400/1880 | RMC12.2K | 0.234 | 0.126 | -1.92 | 22.06 | 22.50 | 0.259 | 2022/1/25 |

NOTE: Hotspot SAR test results of WCDMA Band 2

**10.1.4. SAR measurement Result of WCDMA Band 4**

| Test Position of Head | Test channel /Freq. | Test Mode | SAR Value (W/kg) |       | Power Drift (±5%) | Conducted power (dBm) | Tune-up power (dBm) | Scaled SAR 1g (W/Kg) | Date      |
|-----------------------|---------------------|-----------|------------------|-------|-------------------|-----------------------|---------------------|----------------------|-----------|
|                       |                     |           | 1g               | 10g   |                   |                       |                     |                      |           |
| Left Cheek            | 1413/1732.6         | RMC12.2K  | 0.200            | 0.067 | -2.16             | 22.05                 | 22.50               | 0.222                | 2022/1/14 |
| Left Tilt 15 Degree   | 1413/1732.6         | RMC12.2K  | 0.111            | 0.036 | -1.88             | 22.05                 | 22.50               | 0.123                | 2022/1/14 |
| Right Cheek           | 1413/1732.6         | RMC12.2K  | 0.185            | 0.061 | 2.15              | 22.05                 | 22.50               | 0.205                | 2022/1/14 |
| Right Tilt 15 Degree  | 1413/1732.6         | RMC12.2K  | 0.102            | 0.034 | -0.02             | 22.05                 | 22.50               | 0.113                | 2022/1/14 |

NOTE: Head SAR test results of WCDMA Band 4

| Test Position of Body-Worn with 10mm | Test channel /Freq. | Test Mode | SAR Value (W/kg) |       | Power Drift (±5%) | Conducted power (dBm) | Tune-up power (dBm) | Scaled SAR 1g (W/Kg) | Date      |
|--------------------------------------|---------------------|-----------|------------------|-------|-------------------|-----------------------|---------------------|----------------------|-----------|
|                                      |                     |           | 1g               | 10g   |                   |                       |                     |                      |           |
| Front Side                           | 1413/1732.6         | RMC12.2K  | 0.121            | 0.063 | -3.95             | 22.05                 | 22.50               | 0.134                | 2022/1/14 |
| Back Side                            | 1413/1732.6         | RMC12.2K  | 0.183            | 0.101 | -2.43             | 22.05                 | 22.50               | 0.203                | 2022/1/14 |

NOTE: Body-Worn SAR test results of WCDMA Band 4

| Test Position of Hotspot with 10mm | Test channel /Freq. | Test Mode | SAR Value (W/kg) |       | Power Drift (±5%) | Conducted power (dBm) | Tune-up power (dBm) | Scaled SAR 1g (W/Kg) | Date      |
|------------------------------------|---------------------|-----------|------------------|-------|-------------------|-----------------------|---------------------|----------------------|-----------|
|                                    |                     |           | 1g               | 10g   |                   |                       |                     |                      |           |
| Front Side                         | 1413/1732.6         | RMC12.2K  | 0.121            | 0.063 | -3.95             | 22.05                 | 22.50               | 0.134                | 2022/1/14 |
| Back Side                          | 1413/1732.6         | RMC12.2K  | 0.183            | 0.101 | -2.43             | 22.05                 | 22.50               | 0.203                | 2022/1/14 |
| Left Side                          | 1413/1732.6         | RMC12.2K  | 0.066            | 0.035 | 3.83              | 22.05                 | 22.50               | 0.073                | 2022/1/14 |
| Right Side                         | 1413/1732.6         | RMC12.2K  | 0.066            | 0.036 | 3.27              | 22.05                 | 22.50               | 0.073                | 2022/1/14 |

|             |             |          |       |       |      |       |       |       |           |
|-------------|-------------|----------|-------|-------|------|-------|-------|-------|-----------|
| Bottom Side | 1413/1732.6 | RMC12.2K | 0.138 | 0.076 | 2.35 | 22.05 | 22.50 | 0.153 | 2022/1/14 |
|-------------|-------------|----------|-------|-------|------|-------|-------|-------|-----------|

NOTE: Hotspot SAR test results of WCDMA Band 4

**10.1.5. SAR measurement Result of WCDMA Band 5**

| Test Position of Head | Test channel /Freq. | Test Mode | SAR Value (W/kg) |       | Power Drift (±5%) | Conducted power (dBm) | Tune-up power (dBm) | Scaled SAR 1g (W/Kg) | Date      |
|-----------------------|---------------------|-----------|------------------|-------|-------------------|-----------------------|---------------------|----------------------|-----------|
|                       |                     |           | 1g               | 10g   |                   |                       |                     |                      |           |
| Left Cheek            | 4182/836.4          | RMC12.2K  | 0.076            | 0.059 | -3.65             | 22.11                 | 22.50               | 0.083                | 2022/1/13 |
| Left Tilt 15 Degree   | 4182/836.4          | RMC12.2K  | 0.044            | 0.033 | 0.89              | 22.11                 | 22.50               | 0.048                | 2022/1/13 |
| Right Cheek           | 4182/836.4          | RMC12.2K  | 0.066            | 0.050 | -0.51             | 22.11                 | 22.50               | 0.072                | 2022/1/13 |
| Right Tilt 15 Degree  | 4182/836.4          | RMC12.2K  | 0.035            | 0.026 | 1.12              | 22.11                 | 22.50               | 0.038                | 2022/1/13 |

NOTE: Head SAR test results of WCDMA Band 5

| Test Position of Body-Worn with 10mm | Test channel /Freq. | Test Mode | SAR Value (W/kg) |       | Power Drift (±5%) | Conducted power (dBm) | Tune-up power (dBm) | Scaled SAR 1g (W/Kg) | Date      |
|--------------------------------------|---------------------|-----------|------------------|-------|-------------------|-----------------------|---------------------|----------------------|-----------|
|                                      |                     |           | 1g               | 10g   |                   |                       |                     |                      |           |
| Front Side                           | 4182/836.4          | RMC12.2K  | 0.066            | 0.041 | -1.60             | 22.11                 | 22.50               | 0.072                | 2022/1/13 |
| Back Side                            | 4182/836.4          | RMC12.2K  | 0.084            | 0.055 | -1.35             | 22.11                 | 22.50               | 0.092                | 2022/1/13 |

NOTE: Body-Worn SAR test results of WCDMA Band 5

| Test Position of Hotspot with 10mm | Test channel /Freq. | Test Mode | SAR Value (W/kg) |       | Power Drift (±5%) | Conducted power (dBm) | Tune-up power (dBm) | Scaled SAR 1g (W/Kg) | Date      |
|------------------------------------|---------------------|-----------|------------------|-------|-------------------|-----------------------|---------------------|----------------------|-----------|
|                                    |                     |           | 1g               | 10g   |                   |                       |                     |                      |           |
| Front Side                         | 4182/836.4          | RMC12.2K  | 0.066            | 0.041 | -1.60             | 22.11                 | 22.50               | 0.072                | 2022/1/13 |
| Back Side                          | 4182/836.4          | RMC12.2K  | 0.084            | 0.055 | -1.35             | 22.11                 | 22.50               | 0.092                | 2022/1/13 |
| Left Side                          | 4182/836.4          | RMC12.2K  | 0.033            | 0.021 | 3.02              | 22.11                 | 22.50               | 0.036                | 2022/1/13 |
| Right Side                         | 4182/836.4          | RMC12.2K  | 0.039            | 0.024 | -1.56             | 22.11                 | 22.50               | 0.043                | 2022/1/13 |
| Bottom Side                        | 4182/836.4          | RMC12.2K  | 0.066            | 0.041 | -2.68             | 22.11                 | 22.50               | 0.072                | 2022/1/13 |

NOTE: Hotspot SAR test results of WCDMA Band 5

**10.1.6. SAR measurement Result of LTE Band 2**

| Test Position | Test channel | Test Mode | SAR Value (W/kg) | Power Drift | Conducted power | Tune-up power | Scaled SAR | Date |
|---------------|--------------|-----------|------------------|-------------|-----------------|---------------|------------|------|
|---------------|--------------|-----------|------------------|-------------|-----------------|---------------|------------|------|

| of Head              | /Freq.     |                    | 1g    | 10g   | (±5%) | (dBm) | (dBm) | 1g<br>(W/Kg) |           |
|----------------------|------------|--------------------|-------|-------|-------|-------|-------|--------------|-----------|
| 1RB                  |            |                    |       |       |       |       |       |              |           |
| Left Cheek           | 18900/1880 | 20M<br>QPSK(1,99)  | 0.174 | 0.103 | -0.29 | 23.39 | 24.00 | 0.200        | 2022/1/25 |
| Left Tilt 15 Degree  | 18900/1880 | 20M<br>QPSK(1,99)  | 0.089 | 0.050 | -0.29 | 23.39 | 24.00 | 0.102        | 2022/1/25 |
| Right Cheek          | 18900/1880 | 20M<br>QPSK(1,99)  | 0.157 | 0.091 | -1.18 | 23.39 | 24.00 | 0.181        | 2022/1/25 |
| Right Tilt 15 Degree | 18900/1880 | 20M<br>QPSK(1,99)  | 0.085 | 0.049 | 3.43  | 23.39 | 24.00 | 0.098        | 2022/1/25 |
| 50%RB                |            |                    |       |       |       |       |       |              |           |
| Left Cheek           | 18900/1880 | 20M<br>QPSK(50,24) | 0.092 | 0.054 | -2.74 | 22.21 | 22.50 | 0.098        | 2022/1/25 |
| Left Tilt 15 Degree  | 18900/1880 | 20M<br>QPSK(50,24) | 0.051 | 0.028 | -4.40 | 22.21 | 22.50 | 0.055        | 2022/1/25 |
| Right Cheek          | 18900/1880 | 20M<br>QPSK(50,24) | 0.083 | 0.047 | -0.21 | 22.21 | 22.50 | 0.089        | 2022/1/25 |
| Right Tilt 15 Degree | 18900/1880 | 20M<br>QPSK(50,24) | 0.048 | 0.027 | -3.14 | 22.21 | 22.50 | 0.051        | 2022/1/25 |

NOTE: Head SAR test results of LTE Band 2

| Test Position of Body-Worn with 10mm | Test channel /Freq. | Test Mode          | SAR Value (W/kg) |       | Power Drift (±5%) | Conducted power (dBm) | Tune-up power (dBm) | Scaled SAR 1g (W/Kg) | Date      |
|--------------------------------------|---------------------|--------------------|------------------|-------|-------------------|-----------------------|---------------------|----------------------|-----------|
|                                      |                     |                    | 1g               | 10g   |                   |                       |                     |                      |           |
| 1RB                                  |                     |                    |                  |       |                   |                       |                     |                      |           |
| Front Side                           | 18900/1880          | 20M<br>QPSK(1,99)  | 0.270            | 0.145 | -3.65             | 23.39                 | 24.00               | 0.311                | 2022/1/25 |
| Back Side                            | 18900/1880          | 20M<br>QPSK(1,99)  | 0.462            | 0.254 | 0.34              | 23.39                 | 24.00               | 0.532                | 2022/1/25 |
| 50%RB                                |                     |                    |                  |       |                   |                       |                     |                      |           |
| Front Side                           | 18900/1880          | 20M<br>QPSK(50,24) | 0.142            | 0.078 | 3.65              | 22.21                 | 22.50               | 0.152                | 2022/1/25 |
| Back Side                            | 18900/1880          | 20M<br>QPSK(50,24) | 0.239            | 0.151 | -1.79             | 22.21                 | 22.50               | 0.256                | 2022/1/25 |

NOTE: Body-Worn SAR test results of LTE Band 2

| Test Position of Hotspot with 10mm | Test channel /Freq. | Test Mode       | SAR Value (W/kg) |       | Power Drift (±5%) | Conducted power (dBm) | Tune-up power (dBm) | Scaled SAR 1g (W/Kg) | Date      |
|------------------------------------|---------------------|-----------------|------------------|-------|-------------------|-----------------------|---------------------|----------------------|-----------|
|                                    |                     |                 | 1g               | 10g   |                   |                       |                     |                      |           |
| <b>1RB</b>                         |                     |                 |                  |       |                   |                       |                     |                      |           |
| Front Side                         | 18900/1880          | 20M QPSK(1,99)  | 0.270            | 0.145 | -3.65             | 23.39                 | 24.00               | 0.311                | 2022/1/25 |
| Back Side                          | 18900/1880          | 20M QPSK(1,99)  | 0.462            | 0.254 | 0.34              | 23.39                 | 24.00               | 0.532                | 2022/1/25 |
| Left Side                          | 18900/1880          | 20M QPSK(1,99)  | 0.141            | 0.074 | -0.47             | 23.39                 | 24.00               | 0.162                | 2022/1/25 |
| Right Side                         | 18900/1880          | 20M QPSK(1,99)  | 0.147            | 0.078 | -2.88             | 23.39                 | 24.00               | 0.169                | 2022/1/25 |
| Bottom Side                        | 18900/1880          | 20M QPSK(1,99)  | 0.300            | 0.162 | 3.85              | 23.39                 | 24.00               | 0.345                | 2022/1/25 |
| <b>50%RB</b>                       |                     |                 |                  |       |                   |                       |                     |                      |           |
| Front Side                         | 18900/1880          | 20M QPSK(50,24) | 0.142            | 0.078 | 3.65              | 22.21                 | 22.50               | 0.152                | 2022/1/25 |
| Back Side                          | 18900/1880          | 20M QPSK(50,24) | 0.239            | 0.151 | -1.79             | 22.21                 | 22.50               | 0.256                | 2022/1/25 |
| Left Side                          | 18900/1880          | 20M QPSK(50,24) | 0.084            | 0.039 | 1.72              | 22.21                 | 22.50               | 0.090                | 2022/1/25 |
| Right Side                         | 18900/1880          | 20M QPSK(50,24) | 0.079            | 0.039 | -1.87             | 22.21                 | 22.50               | 0.084                | 2022/1/25 |
| Bottom Side                        | 18900/1880          | 20M QPSK(50,24) | 0.175            | 0.091 | -3.94             | 22.21                 | 22.50               | 0.187                | 2022/1/25 |

NOTE: Hotspot SAR test results of LTE Band 2

**10.1.7. SAR measurement Result of LTE Band 4**

| Test Position of Head | Test channel /Freq. | Test Mode     | SAR Value (W/kg) |       | Power Drift (±5%) | Conducted power (dBm) | Tune-up power (dBm) | Scaled SAR 1g (W/Kg) | Date      |
|-----------------------|---------------------|---------------|------------------|-------|-------------------|-----------------------|---------------------|----------------------|-----------|
|                       |                     |               | 1g               | 10g   |                   |                       |                     |                      |           |
| <b>1RB</b>            |                     |               |                  |       |                   |                       |                     |                      |           |
| Left Cheek            | 20175/1732.5        | 20M QPSK(1,0) | 0.082            | 0.055 | -4.44             | 23.41                 | 24.00               | 0.094                | 2022/1/14 |
| Left Tilt             | 20175/1732.5        | 20M           | 0.044            | 0.030 | -1.46             | 23.41                 | 24.00               | 0.050                | 2022/1/14 |

|                      |              |                 |       |       |       |       |       |       |           |
|----------------------|--------------|-----------------|-------|-------|-------|-------|-------|-------|-----------|
| 15 Degree            |              | QPSK(1,0)       |       |       |       |       |       |       |           |
| Right Cheek          | 20175/1732.5 | 20M QPSK(1,0)   | 0.077 | 0.052 | -3.91 | 23.41 | 24.00 | 0.088 | 2022/1/14 |
| Right Tilt 15 Degree | 20175/1732.5 | 20M QPSK(1,0)   | 0.038 | 0.025 | 1.70  | 23.41 | 24.00 | 0.044 | 2022/1/14 |
| 50%RB                |              |                 |       |       |       |       |       |       |           |
| Left Cheek           | 20175/1732.5 | 20M QPSK(50,24) | 0.048 | 0.029 | 2.57  | 22.28 | 22.50 | 0.050 | 2022/1/14 |
| Left Tilt 15 Degree  | 20175/1732.5 | 20M QPSK(50,24) | 0.023 | 0.016 | -4.47 | 22.28 | 22.50 | 0.024 | 2022/1/14 |
| Right Cheek          | 20175/1732.5 | 20M QPSK(50,24) | 0.045 | 0.026 | 4.39  | 22.28 | 22.50 | 0.047 | 2022/1/14 |
| Right Tilt 15 Degree | 20175/1732.5 | 20M QPSK(50,24) | 0.021 | 0.015 | -4.89 | 22.28 | 22.50 | 0.022 | 2022/1/14 |

NOTE: Head SAR test results of LTE Band 4

| Test Position of Body-Worn with 10mm | Test channel /Freq. | Test Mode       | SAR Value (W/kg) |       | Power Drift (±5%) | Conducted power (dBm) | Tune-up power (dBm) | Scaled SAR 1g (W/Kg) | Date      |
|--------------------------------------|---------------------|-----------------|------------------|-------|-------------------|-----------------------|---------------------|----------------------|-----------|
|                                      |                     |                 | 1g               | 10g   |                   |                       |                     |                      |           |
| 1RB                                  |                     |                 |                  |       |                   |                       |                     |                      |           |
| Front Side                           | 20175/1732.5        | 20M QPSK(1,0)   | 0.110            | 0.062 | 2.73              | 23.41                 | 24.00               | 0.126                | 2022/1/14 |
| Back Side                            | 20175/1732.5        | 20M QPSK(1,0)   | 0.183            | 0.103 | 1.38              | 23.41                 | 24.00               | 0.210                | 2022/1/14 |
| 50%RB                                |                     |                 |                  |       |                   |                       |                     |                      |           |
| Front Side                           | 20175/1732.5        | 20M QPSK(50,24) | 0.057            | 0.032 | -3.45             | 22.28                 | 22.50               | 0.060                | 2022/1/14 |
| Back Side                            | 20175/1732.5        | 20M QPSK(50,24) | 0.096            | 0.053 | 3.46              | 22.28                 | 22.50               | 0.101                | 2022/1/14 |

NOTE: Body-Worn SAR test results of LTE Band 4

| Test Position of Hotspot with 10mm | Test channel /Freq. | Test Mode | SAR Value (W/kg) |       | Power Drift (±5%) | Conducted power (dBm) | Tune-up power (dBm) | Scaled SAR 1g (W/Kg) | Date      |
|------------------------------------|---------------------|-----------|------------------|-------|-------------------|-----------------------|---------------------|----------------------|-----------|
|                                    |                     |           | 1g               | 10g   |                   |                       |                     |                      |           |
| 1RB                                |                     |           |                  |       |                   |                       |                     |                      |           |
| Front                              | 20175/1732.5        | 20M       | 0.110            | 0.062 | 2.73              | 23.41                 | 24.00               | 0.126                | 2022/1/14 |

|             |              |                    |       |       |       |       |       |       |           |
|-------------|--------------|--------------------|-------|-------|-------|-------|-------|-------|-----------|
| Side        |              | QPSK(1,0)          |       |       |       |       |       |       |           |
| Back Side   | 20175/1732.5 | 20M<br>QPSK(1,0)   | 0.183 | 0.103 | 1.38  | 23.41 | 24.00 | 0.210 | 2022/1/14 |
| Left Side   | 20175/1732.5 | 20M<br>QPSK(1,0)   | 0.066 | 0.036 | -0.16 | 23.41 | 24.00 | 0.076 | 2022/1/14 |
| Right Side  | 20175/1732.5 | 20M<br>QPSK(1,0)   | 0.069 | 0.037 | 2.95  | 23.41 | 24.00 | 0.079 | 2022/1/14 |
| Bottom Side | 20175/1732.5 | 20M<br>QPSK(1,0)   | 0.138 | 0.074 | -1.95 | 23.41 | 24.00 | 0.158 | 2022/1/14 |
| 50%RB       |              |                    |       |       |       |       |       |       |           |
| Front Side  | 20175/1732.5 | 20M<br>QPSK(50,24) | 0.057 | 0.032 | -3.45 | 22.28 | 22.50 | 0.060 | 2022/1/14 |
| Back Side   | 20175/1732.5 | 20M<br>QPSK(50,24) | 0.096 | 0.053 | 3.46  | 22.28 | 22.50 | 0.101 | 2022/1/14 |
| Left Side   | 20175/1732.5 | 20M<br>QPSK(50,24) | 0.034 | 0.022 | -2.17 | 22.28 | 22.50 | 0.036 | 2022/1/14 |
| Right Side  | 20175/1732.5 | 20M<br>QPSK(50,24) | 0.036 | 0.019 | -2.99 | 22.28 | 22.50 | 0.038 | 2022/1/14 |
| Bottom Side | 20175/1732.5 | 20M<br>QPSK(50,24) | 0.073 | 0.038 | 4.15  | 22.28 | 22.50 | 0.077 | 2022/1/14 |

NOTE: Hotspot SAR test results of LTE Band 4

**10.1.8. SAR measurement Result of LTE Band 5**

| Test Position of Head | Test channel /Freq. | Test Mode        | SAR Value (W/kg) |       | Power Drift (±5%) | Conducted power (dBm) | Tune-up power (dBm) | Scaled SAR 1g (W/Kg) | Date      |
|-----------------------|---------------------|------------------|------------------|-------|-------------------|-----------------------|---------------------|----------------------|-----------|
|                       |                     |                  | 1g               | 10g   |                   |                       |                     |                      |           |
| 1RB                   |                     |                  |                  |       |                   |                       |                     |                      |           |
| Left Cheek            | 20525/836.5         | 10M<br>QPSK(1,0) | 0.091            | 0.071 | 0.90              | 22.64                 | 23.00               | 0.099                | 2022/1/13 |
| Left Tilt 15 Degree   | 20525/836.5         | 10M<br>QPSK(1,0) | 0.046            | 0.034 | -2.34             | 22.64                 | 23.00               | 0.050                | 2022/1/13 |
| Right Cheek           | 20525/836.5         | 10M<br>QPSK(1,0) | 0.085            | 0.066 | -0.08             | 22.64                 | 23.00               | 0.092                | 2022/1/13 |
| Right Tilt 15 Degree  | 20525/836.5         | 10M<br>QPSK(1,0) | 0.046            | 0.034 | -0.73             | 22.64                 | 23.00               | 0.050                | 2022/1/13 |
| 50%RB                 |                     |                  |                  |       |                   |                       |                     |                      |           |
| Left                  | 20525/836.5         | 10M              | 0.055            | 0.041 | 0.91              | 21.52                 | 22.50               | 0.069                | 2022/1/13 |

|                            |             |                   |       |       |       |       |       |       |           |
|----------------------------|-------------|-------------------|-------|-------|-------|-------|-------|-------|-----------|
| Cheek                      |             | QPSK(25,0)        |       |       |       |       |       |       |           |
| Left Tilt<br>15<br>Degree  | 20525/836.5 | 10M<br>QPSK(25,0) | 0.023 | 0.020 | 0.85  | 21.52 | 22.50 | 0.029 | 2022/1/13 |
| Right<br>Cheek             | 20525/836.5 | 10M<br>QPSK(25,0) | 0.050 | 0.039 | -0.22 | 21.52 | 22.50 | 0.063 | 2022/1/13 |
| Right<br>Tilt 15<br>Degree | 20525/836.5 | 10M<br>QPSK(25,0) | 0.026 | 0.017 | -2.49 | 21.52 | 22.50 | 0.033 | 2022/1/13 |

NOTE: Head SAR test results of LTE Band 5

| Test Position of Body-Worn with 10mm | Test channel /Freq. | Test Mode         | SAR Value (W/kg) |       | Power Drift (±5%) | Conducted power (dBm) | Tune-up power (dBm) | Scaled SAR 1g (W/Kg) | Date      |
|--------------------------------------|---------------------|-------------------|------------------|-------|-------------------|-----------------------|---------------------|----------------------|-----------|
|                                      |                     |                   | 1g               | 10g   |                   |                       |                     |                      |           |
| 1RB                                  |                     |                   |                  |       |                   |                       |                     |                      |           |
| Front Side                           | 20525/836.5         | 10M<br>QPSK(1,0)  | 0.072            | 0.044 | -3.26             | 22.64                 | 23.00               | 0.078                | 2022/1/13 |
| Back Side                            | 20525/836.5         | 10M<br>QPSK(1,0)  | 0.097            | 0.062 | 2.64              | 22.64                 | 23.00               | 0.105                | 2022/1/13 |
| 50%RB                                |                     |                   |                  |       |                   |                       |                     |                      |           |
| Front Side                           | 20525/836.5         | 10M<br>QPSK(25,0) | 0.041            | 0.023 | 0.82              | 21.52                 | 22.50               | 0.051                | 2022/1/13 |
| Back Side                            | 20525/836.5         | 10M<br>QPSK(25,0) | 0.055            | 0.031 | 2.44              | 21.52                 | 22.50               | 0.069                | 2022/1/13 |

NOTE: Body-Worn SAR test results of LTE Band 5

| Test Position of Hotspot with 10mm | Test channel /Freq. | Test Mode        | SAR Value (W/kg) |       | Power Drift (±5%) | Conducted power (dBm) | Tune-up power (dBm) | Scaled SAR 1g (W/Kg) | Date      |
|------------------------------------|---------------------|------------------|------------------|-------|-------------------|-----------------------|---------------------|----------------------|-----------|
|                                    |                     |                  | 1g               | 10g   |                   |                       |                     |                      |           |
| 1RB                                |                     |                  |                  |       |                   |                       |                     |                      |           |
| Front Side                         | 20525/836.5         | 10M<br>QPSK(1,0) | 0.072            | 0.044 | -3.26             | 22.64                 | 23.00               | 0.078                | 2022/1/13 |
| Back Side                          | 20525/836.5         | 10M<br>QPSK(1,0) | 0.097            | 0.062 | 2.64              | 22.64                 | 23.00               | 0.105                | 2022/1/13 |
| Left Side                          | 20525/836.5         | 10M<br>QPSK(1,0) | 0.036            | 0.022 | 1.86              | 22.64                 | 23.00               | 0.039                | 2022/1/13 |
| Right                              | 20525/836.5         | 10M              | 0.039            | 0.024 | 0.19              | 22.64                 | 23.00               | 0.042                | 2022/1/13 |



|             |             |                   |       |       |       |       |       |       |           |
|-------------|-------------|-------------------|-------|-------|-------|-------|-------|-------|-----------|
| Side        |             | QPSK(1,0)         |       |       |       |       |       |       |           |
| Bottom Side | 20525/836.5 | 10M<br>QPSK(1,0)  | 0.084 | 0.053 | -0.46 | 22.64 | 23.00 | 0.091 | 2022/1/13 |
| 50%RB       |             |                   |       |       |       |       |       |       |           |
| Front Side  | 20525/836.5 | 10M<br>QPSK(25,0) | 0.041 | 0.023 | 0.82  | 21.52 | 22.50 | 0.051 | 2022/1/13 |
| Back Side   | 20525/836.5 | 10M<br>QPSK(25,0) | 0.055 | 0.031 | 2.44  | 21.52 | 22.50 | 0.069 | 2022/1/13 |
| Left Side   | 20525/836.5 | 10M<br>QPSK(25,0) | 0.021 | 0.013 | 1.97  | 21.52 | 22.50 | 0.026 | 2022/1/13 |
| Right Side  | 20525/836.5 | 10M<br>QPSK(25,0) | 0.021 | 0.013 | 2.90  | 21.52 | 22.50 | 0.026 | 2022/1/13 |
| Bottom Side | 20525/836.5 | 10M<br>QPSK(25,0) | 0.049 | 0.029 | 3.14  | 21.52 | 22.50 | 0.061 | 2022/1/13 |

NOTE: Hotspot SAR test results of LTE Band 5

**10.1.9. SAR measurement Result of LTE Band 7**

| Test Position of Head | Test channel /Freq. | Test Mode          | SAR Value (W/kg) |       | Power Drift (±5%) | Conducted power (dBm) | Tune-up power (dBm) | Scaled SAR 1g (W/Kg) | Date      |
|-----------------------|---------------------|--------------------|------------------|-------|-------------------|-----------------------|---------------------|----------------------|-----------|
|                       |                     |                    | 1g               | 10g   |                   |                       |                     |                      |           |
| 1RB                   |                     |                    |                  |       |                   |                       |                     |                      |           |
| Left Cheek            | 21100/2535          | 20M<br>QPSK(1,0)   | 0.064            | 0.042 | -0.27             | 23.68                 | 24.00               | 0.069                | 2022/1/20 |
| Left Tilt 15 Degree   | 21100/2535          | 20M<br>QPSK(1,0)   | 0.034            | 0.021 | 2.44              | 23.68                 | 24.00               | 0.037                | 2022/1/20 |
| Right Cheek           | 21100/2535          | 20M<br>QPSK(1,0)   | 0.056            | 0.035 | -3.60             | 23.68                 | 24.00               | 0.060                | 2022/1/20 |
| Right Tilt 15 Degree  | 21100/2535          | 20M<br>QPSK(1,0)   | 0.026            | 0.017 | -1.52             | 23.68                 | 24.00               | 0.028                | 2022/1/20 |
| 50%RB                 |                     |                    |                  |       |                   |                       |                     |                      |           |
| Left Cheek            | 21100/2535          | 20M<br>QPSK(50,24) | 0.037            | 0.023 | -3.11             | 22.39                 | 23.00               | 0.043                | 2022/1/20 |
| Left Tilt 15 Degree   | 21100/2535          | 20M<br>QPSK(50,24) | 0.018            | 0.012 | 2.97              | 22.39                 | 23.00               | 0.021                | 2022/1/20 |
| Right Cheek           | 21100/2535          | 20M<br>QPSK(50,24) | 0.028            | 0.019 | -2.37             | 22.39                 | 23.00               | 0.032                | 2022/1/20 |

|                      |            |                 |       |       |       |       |       |       |           |
|----------------------|------------|-----------------|-------|-------|-------|-------|-------|-------|-----------|
| Right Tilt 15 Degree | 21100/2535 | 20M QPSK(50,24) | 0.015 | 0.009 | -1.56 | 22.39 | 23.00 | 0.017 | 2022/1/20 |
|----------------------|------------|-----------------|-------|-------|-------|-------|-------|-------|-----------|

NOTE: Head SAR test results of LTE Band 7

| Test Position of Body-Worn with 10mm | Test channel /Freq. | Test Mode       | SAR Value (W/kg) |       | Power Drift (±5%) | Conducted power (dBm) | Tune-up power (dBm) | Scaled SAR 1g (W/Kg) | Date      |
|--------------------------------------|---------------------|-----------------|------------------|-------|-------------------|-----------------------|---------------------|----------------------|-----------|
|                                      |                     |                 | 1g               | 10g   |                   |                       |                     |                      |           |
| 1RB                                  |                     |                 |                  |       |                   |                       |                     |                      |           |
| Front Side                           | 21100/2535          | 20M QPSK(1,0)   | 0.154            | 0.079 | 1.24              | 23.68                 | 24.00               | 0.166                | 2022/1/20 |
| Back Side                            | 21100/2535          | 20M QPSK(1,0)   | 0.253            | 0.133 | -2.52             | 23.68                 | 24.00               | 0.272                | 2022/1/20 |
| 50%RB                                |                     |                 |                  |       |                   |                       |                     |                      |           |
| Front Side                           | 21100/2535          | 20M QPSK(50,24) | 0.082            | 0.047 | -3.92             | 22.39                 | 23.00               | 0.094                | 2022/1/20 |
| Back Side                            | 21100/2535          | 20M QPSK(50,24) | 0.149            | 0.077 | 1.74              | 22.39                 | 23.00               | 0.171                | 2022/1/20 |

NOTE: Body-Worn SAR test results of LTE Band 7

| Test Position of Hotspot with 10mm | Test channel /Freq. | Test Mode       | SAR Value (W/kg) |       | Power Drift (±5%) | Conducted power (dBm) | Tune-up power (dBm) | Scaled SAR 1g (W/Kg) | Date      |
|------------------------------------|---------------------|-----------------|------------------|-------|-------------------|-----------------------|---------------------|----------------------|-----------|
|                                    |                     |                 | 1g               | 10g   |                   |                       |                     |                      |           |
| 1RB                                |                     |                 |                  |       |                   |                       |                     |                      |           |
| Front Side                         | 21100/2535          | 20M QPSK(1,0)   | 0.154            | 0.079 | 1.24              | 23.68                 | 24.00               | 0.166                | 2022/1/20 |
| Back Side                          | 21100/2535          | 20M QPSK(1,0)   | 0.253            | 0.133 | -2.52             | 23.68                 | 24.00               | 0.272                | 2022/1/20 |
| Left Side                          | 21100/2535          | 20M QPSK(1,0)   | 0.090            | 0.047 | -1.97             | 23.68                 | 24.00               | 0.097                | 2022/1/20 |
| Right Side                         | 21100/2535          | 20M QPSK(1,0)   | 0.081            | 0.043 | -2.73             | 23.68                 | 24.00               | 0.087                | 2022/1/20 |
| Bottom Side                        | 21100/2535          | 20M QPSK(1,0)   | 0.174            | 0.088 | 1.88              | 23.68                 | 24.00               | 0.187                | 2022/1/20 |
| 50%RB                              |                     |                 |                  |       |                   |                       |                     |                      |           |
| Front Side                         | 21100/2535          | 20M QPSK(50,24) | 0.082            | 0.047 | -3.92             | 22.39                 | 23.00               | 0.094                | 2022/1/20 |

|             |            |                    |       |       |       |       |       |       |           |
|-------------|------------|--------------------|-------|-------|-------|-------|-------|-------|-----------|
| Back Side   | 21100/2535 | 20M<br>QPSK(50,24) | 0.149 | 0.077 | 1.74  | 22.39 | 23.00 | 0.171 | 2022/1/20 |
| Left Side   | 21100/2535 | 20M<br>QPSK(50,24) | 0.047 | 0.027 | 1.02  | 22.39 | 23.00 | 0.054 | 2022/1/20 |
| Right Side  | 21100/2535 | 20M<br>QPSK(50,24) | 0.046 | 0.024 | 2.13  | 22.39 | 23.00 | 0.053 | 2022/1/20 |
| Bottom Side | 21100/2535 | 20M<br>QPSK(50,24) | 0.103 | 0.045 | -0.89 | 22.39 | 23.00 | 0.119 | 2022/1/20 |

NOTE: Hotspot SAR test results of LTE Band 7

**10.1.10. SAR measurement Result of LTE Band 17**

| Test Position of Head | Test channel /Freq. | Test Mode          | SAR Value (W/kg) |       | Power Drift (±5%) | Conducted power (dBm) | Tune-up power (dBm) | Scaled SAR 1g (W/Kg) | Date      |
|-----------------------|---------------------|--------------------|------------------|-------|-------------------|-----------------------|---------------------|----------------------|-----------|
|                       |                     |                    | 1g               | 10g   |                   |                       |                     |                      |           |
| <b>1RB</b>            |                     |                    |                  |       |                   |                       |                     |                      |           |
| Left Cheek            | 23790/710           | 10M<br>QPSK(1,0)   | 0.185            | 0.151 | 1.91              | 22.12                 | 22.50               | 0.202                | 2022/1/18 |
| Left Tilt 15 Degree   | 23790/710           | 10M<br>QPSK(1,0)   | 0.103            | 0.080 | 0.46              | 22.12                 | 22.50               | 0.112                | 2022/1/18 |
| Right Cheek           | 23790/710           | 10M<br>QPSK(1,0)   | 0.162            | 0.128 | -3.83             | 22.12                 | 22.50               | 0.177                | 2022/1/18 |
| Right Tilt 15 Degree  | 23790/710           | 10M<br>QPSK(1,0)   | 0.075            | 0.061 | -0.75             | 22.12                 | 22.50               | 0.082                | 2022/1/18 |
| <b>50%RB</b>          |                     |                    |                  |       |                   |                       |                     |                      |           |
| Left Cheek            | 23790/710           | 10M<br>QPSK(25,12) | 0.107            | 0.089 | -3.24             | 21.00                 | 22.00               | 0.135                | 2022/1/18 |
| Left Tilt 15 Degree   | 23790/710           | 10M<br>QPSK(25,12) | 0.056            | 0.041 | -2.32             | 21.00                 | 22.00               | 0.070                | 2022/1/18 |
| Right Cheek           | 23790/710           | 10M<br>QPSK(25,12) | 0.089            | 0.071 | -4.38             | 21.00                 | 22.00               | 0.112                | 2022/1/18 |
| Right Tilt 15 Degree  | 23790/710           | 10M<br>QPSK(25,12) | 0.040            | 0.033 | 4.26              | 21.00                 | 22.00               | 0.050                | 2022/1/18 |

NOTE: Head SAR test results of LTE Band17

|      |      |           |           |       |           |         |        |      |
|------|------|-----------|-----------|-------|-----------|---------|--------|------|
| Test | Test | Test Mode | SAR Value | Power | Conducted | Tune-up | Scaled | Date |
|------|------|-----------|-----------|-------|-----------|---------|--------|------|

| Position of Body-Worn with 10mm | channel /Freq. |                 | (W/kg) |       | Drift (±5%) | power (dBm) | power (dBm) | SAR 1g (W/Kg) |           |
|---------------------------------|----------------|-----------------|--------|-------|-------------|-------------|-------------|---------------|-----------|
|                                 |                |                 | 1g     | 10g   |             |             |             |               |           |
| 1RB                             |                |                 |        |       |             |             |             |               |           |
| Front Side                      | 23790/710      | 10M QPSK(1,0)   | 0.105  | 0.084 | -2.96       | 22.12       | 22.50       | 0.115         | 2022/1/18 |
| Back Side                       | 23790/710      | 10M QPSK(1,0)   | 0.181  | 0.144 | 2.19        | 22.12       | 22.50       | 0.198         | 2022/1/18 |
| 50%RB                           |                |                 |        |       |             |             |             |               |           |
| Front Side                      | 23790/710      | 10M QPSK(25,12) | 0.059  | 0.043 | -2.50       | 21.00       | 22.00       | 0.074         | 2022/1/18 |
| Back Side                       | 23790/710      | 10M QPSK(25,12) | 0.100  | 0.085 | 3.42        | 21.00       | 22.00       | 0.126         | 2022/1/18 |

NOTE: Body-Worn SAR test results of LTE Band 17

| Test Position of Hotspot with 10mm | Test channel /Freq. | Test Mode       | SAR Value (W/kg) |       | Power Drift (±5%) | Conducted power (dBm) | Tune-up power (dBm) | Scaled SAR 1g (W/Kg) | Date      |
|------------------------------------|---------------------|-----------------|------------------|-------|-------------------|-----------------------|---------------------|----------------------|-----------|
|                                    |                     |                 | 1g               | 10g   |                   |                       |                     |                      |           |
| 1RB                                |                     |                 |                  |       |                   |                       |                     |                      |           |
| Front Side                         | 23790/710           | 10M QPSK(1,0)   | 0.105            | 0.084 | -2.96             | 22.12                 | 22.50               | 0.115                | 2022/1/18 |
| Back Side                          | 23790/710           | 10M QPSK(1,0)   | 0.181            | 0.144 | 2.19              | 22.12                 | 22.50               | 0.198                | 2022/1/18 |
| Left Side                          | 23790/710           | 10M QPSK(1,0)   | 0.066            | 0.053 | 1.51              | 22.12                 | 22.50               | 0.072                | 2022/1/18 |
| Right Side                         | 23790/710           | 10M QPSK(1,0)   | 0.063            | 0.048 | -2.01             | 22.12                 | 22.50               | 0.069                | 2022/1/18 |
| Bottom Side                        | 23790/710           | 10M QPSK(1,0)   | 0.114            | 0.088 | 1.83              | 22.12                 | 22.50               | 0.124                | 2022/1/18 |
| 50%RB                              |                     |                 |                  |       |                   |                       |                     |                      |           |
| Front Side                         | 23790/710           | 10M QPSK(25,12) | 0.059            | 0.043 | -2.50             | 21.00                 | 22.00               | 0.074                | 2022/1/18 |
| Back Side                          | 23790/710           | 10M QPSK(25,12) | 0.100            | 0.085 | 3.42              | 21.00                 | 22.00               | 0.126                | 2022/1/18 |
| Left Side                          | 23790/710           | 10M QPSK(25,12) | 0.037            | 0.031 | -1.32             | 21.00                 | 22.00               | 0.047                | 2022/1/18 |
| Right Side                         | 23790/710           | 10M QPSK(25,12) | 0.036            | 0.028 | -1.10             | 21.00                 | 22.00               | 0.045                | 2022/1/18 |

|             |           |                    |       |       |       |       |       |       |           |
|-------------|-----------|--------------------|-------|-------|-------|-------|-------|-------|-----------|
| Bottom Side | 23790/710 | 10M<br>QPSK(25,12) | 0.068 | 0.044 | -4.36 | 21.00 | 22.00 | 0.086 | 2022/1/18 |
|-------------|-----------|--------------------|-------|-------|-------|-------|-------|-------|-----------|

NOTE: Hotspot SAR test results of LTE Band 17

**10.1.11. SAR measurement Result of LTE Band 66**

| Test Position of Head | Test channel /Freq. | Test Mode         | SAR Value (W/kg) |       | Power Drift (±5%) | Conducted power (dBm) | Tune-up power (dBm) | Scaled SAR 1g (W/Kg) | Date      |
|-----------------------|---------------------|-------------------|------------------|-------|-------------------|-----------------------|---------------------|----------------------|-----------|
|                       |                     |                   | 1g               | 10g   |                   |                       |                     |                      |           |
| <b>1RB</b>            |                     |                   |                  |       |                   |                       |                     |                      |           |
| Left Cheek            | 132322/1745         | 20M<br>QPSK(1,0)  | 0.100            | 0.066 | -1.82             | 23.30                 | 24.00               | 0.117                | 2022/1/14 |
| Left Tilt 15 Degree   | 132322/1745         | 20M<br>QPSK(1,0)  | 0.059            | 0.038 | -1.93             | 23.30                 | 24.00               | 0.069                | 2022/1/14 |
| Right Cheek           | 132322/1745         | 20M<br>QPSK(1,0)  | 0.093            | 0.061 | -0.89             | 23.30                 | 24.00               | 0.109                | 2022/1/14 |
| Right Tilt 15 Degree  | 132322/1745         | 20M<br>QPSK(1,0)  | 0.047            | 0.029 | -2.32             | 23.30                 | 24.00               | 0.055                | 2022/1/14 |
| <b>50%RB</b>          |                     |                   |                  |       |                   |                       |                     |                      |           |
| Left Cheek            | 132322/1745         | 20M<br>QPSK(50,0) | 0.055            | 0.036 | 2.79              | 22.12                 | 22.50               | 0.060                | 2022/1/14 |
| Left Tilt 15 Degree   | 132322/1745         | 20M<br>QPSK(50,0) | 0.032            | 0.022 | 4.14              | 22.12                 | 22.50               | 0.035                | 2022/1/14 |
| Right Cheek           | 132322/1745         | 20M<br>QPSK(50,0) | 0.052            | 0.033 | -4.18             | 22.12                 | 22.50               | 0.057                | 2022/1/14 |
| Right Tilt 15 Degree  | 132322/1745         | 20M<br>QPSK(50,0) | 0.024            | 0.017 | 3.51              | 22.12                 | 22.50               | 0.026                | 2022/1/14 |

NOTE: Head SAR test results of LTE Band 66

| Test Position of Body-Worn with 10mm | Test channel /Freq. | Test Mode        | SAR Value (W/kg) |       | Power Drift (±5%) | Conducted power (dBm) | Tune-up power (dBm) | Scaled SAR 1g (W/Kg) | Date      |
|--------------------------------------|---------------------|------------------|------------------|-------|-------------------|-----------------------|---------------------|----------------------|-----------|
|                                      |                     |                  | 1g               | 10g   |                   |                       |                     |                      |           |
| <b>1RB</b>                           |                     |                  |                  |       |                   |                       |                     |                      |           |
| Front Side                           | 132322/1745         | 20M<br>QPSK(1,0) | 0.110            | 0.066 | 2.50              | 23.30                 | 24.00               | 0.129                | 2022/1/14 |

|            |             |                   |       |       |       |       |       |       |           |
|------------|-------------|-------------------|-------|-------|-------|-------|-------|-------|-----------|
| Back Side  | 132322/1745 | 20M<br>QPSK(1,0)  | 0.170 | 0.106 | -3.46 | 23.30 | 24.00 | 0.200 | 2022/1/14 |
| 50%RB      |             |                   |       |       |       |       |       |       |           |
| Front Side | 132322/1745 | 20M<br>QPSK(50,0) | 0.056 | 0.038 | -1.52 | 22.12 | 22.50 | 0.061 | 2022/1/14 |
| Back Side  | 132322/1745 | 20M<br>QPSK(50,0) | 0.093 | 0.062 | -2.13 | 22.12 | 22.50 | 0.102 | 2022/1/14 |

NOTE: Body-Worn SAR test results of LTE Band 66

| Test Position of Hotspot with 10mm | Test channel /Freq. | Test Mode         | SAR Value (W/kg) |       | Power Drift (±5%) | Conducted power (dBm) | Tune-up power (dBm) | Scaled SAR 1g (W/Kg) | Date      |
|------------------------------------|---------------------|-------------------|------------------|-------|-------------------|-----------------------|---------------------|----------------------|-----------|
|                                    |                     |                   | 1g               | 10g   |                   |                       |                     |                      |           |
| 1RB                                |                     |                   |                  |       |                   |                       |                     |                      |           |
| Front Side                         | 132322/1745         | 20M<br>QPSK(1,0)  | 0.110            | 0.066 | 2.50              | 23.30                 | 24.00               | 0.129                | 2022/1/14 |
| Back Side                          | 132322/1745         | 20M<br>QPSK(1,0)  | 0.170            | 0.106 | -3.46             | 23.30                 | 24.00               | 0.200                | 2022/1/14 |
| Left Side                          | 132322/1745         | 20M<br>QPSK(1,0)  | 0.066            | 0.040 | -2.46             | 23.30                 | 24.00               | 0.078                | 2022/1/14 |
| Right Side                         | 132322/1745         | 20M<br>QPSK(1,0)  | 0.066            | 0.040 | 3.91              | 23.30                 | 24.00               | 0.078                | 2022/1/14 |
| Bottom Side                        | 132322/1745         | 20M<br>QPSK(1,0)  | 0.132            | 0.081 | 0.82              | 23.30                 | 24.00               | 0.155                | 2022/1/14 |
| 50%RB                              |                     |                   |                  |       |                   |                       |                     |                      |           |
| Front Side                         | 132322/1745         | 20M<br>QPSK(50,0) | 0.056            | 0.038 | -1.52             | 22.12                 | 22.50               | 0.061                | 2022/1/14 |
| Back Side                          | 132322/1745         | 20M<br>QPSK(50,0) | 0.093            | 0.062 | -2.13             | 22.12                 | 22.50               | 0.102                | 2022/1/14 |
| Left Side                          | 132322/1745         | 20M<br>QPSK(50,0) | 0.038            | 0.021 | 3.57              | 22.12                 | 22.50               | 0.041                | 2022/1/14 |
| Right Side                         | 132322/1745         | 20M<br>QPSK(50,0) | 0.038            | 0.021 | 0.65              | 22.12                 | 22.50               | 0.041                | 2022/1/14 |
| Bottom Side                        | 132322/1745         | 20M<br>QPSK(50,0) | 0.076            | 0.046 | -1.85             | 22.12                 | 22.50               | 0.083                | 2022/1/14 |

NOTE: Hotspot SAR test results of LTE Band 66

**10.1.12. SAR measurement Result of WLAN 2.4G**

| Test Position | Test | Test | SAR Value | Power | Conducted | Tune-up | Scaled | Date |
|---------------|------|------|-----------|-------|-----------|---------|--------|------|
|---------------|------|------|-----------|-------|-----------|---------|--------|------|

| of Head              | channel /Freq. | Mode    | (W/kg) |       | Drift (±5%) | power (dBm) | power (dBm) | SAR 1g (W/Kg) |           |
|----------------------|----------------|---------|--------|-------|-------------|-------------|-------------|---------------|-----------|
|                      |                |         | 1g     | 10g   |             |             |             |               |           |
| Left Cheek           | 6/2437         | 802.11b | 0.128  | 0.075 | -1.17       | 14.53       | 15.50       | 0.160         | 2022/1/19 |
| Left Tilt 15 Degree  | 6/2437         | 802.11b | 0.067  | 0.038 | 0.24        | 14.53       | 15.50       | 0.084         | 2022/1/19 |
| Right Cheek          | 6/2437         | 802.11b | 0.112  | 0.064 | -0.78       | 14.53       | 15.50       | 0.140         | 2022/1/19 |
| Right Tilt 15 Degree | 6/2437         | 802.11b | 0.061  | 0.035 | 3.72        | 14.53       | 15.50       | 0.076         | 2022/1/19 |

NOTE: Head SAR test results of WLAN 2.4G

| Test Position of Body-Worn with 10mm | Test channel /Freq. | Test Mode | SAR Value (W/kg) |       | Power Drift (±5%) | Conducted power (dBm) | Tune-up power (dBm) | Scaled SAR 1g (W/Kg) | Date      |
|--------------------------------------|---------------------|-----------|------------------|-------|-------------------|-----------------------|---------------------|----------------------|-----------|
|                                      |                     |           | 1g               | 10g   |                   |                       |                     |                      |           |
| Front Side                           | 6/2437              | 802.11b   | 0.072            | 0.038 | -0.57             | 14.53                 | 15.50               | 0.090                | 2022/1/19 |
| Back Side                            | 6/2437              | 802.11b   | 0.105            | 0.056 | -4.42             | 14.53                 | 15.50               | 0.131                | 2022/1/19 |

NOTE: Body-Worn SAR test results of WLAN 2.4G

| Test Position of Hotspot with 10mm | Test channel /Freq. | Test Mode | SAR Value (W/kg) |       | Power Drift (±5%) | Conducted power (dBm) | Tune-up power (dBm) | Scaled SAR 1g (W/Kg) | Date      |
|------------------------------------|---------------------|-----------|------------------|-------|-------------------|-----------------------|---------------------|----------------------|-----------|
|                                    |                     |           | 1g               | 10g   |                   |                       |                     |                      |           |
| Front Side                         | 6/2437              | 802.11b   | 0.072            | 0.038 | -0.57             | 14.53                 | 15.50               | 0.090                | 2022/1/19 |
| Back Side                          | 6/2437              | 802.11b   | 0.105            | 0.056 | -4.42             | 14.53                 | 15.50               | 0.131                | 2022/1/19 |
| Right Side                         | 6/2437              | 802.11b   | 0.060            | 0.031 | 0.58              | 14.53                 | 15.50               | 0.075                | 2022/1/19 |
| Top Side                           | 6/2437              | 802.11b   | 0.045            | 0.024 | 2.46              | 14.53                 | 15.50               | 0.056                | 2022/1/19 |

NOTE: Hotspot SAR test results of WLAN 2.4G

## 10.2. Simultaneous Transmission Analysis

Per KDB 447498 D01, simultaneous transmission SAR is compliant if,

- 1) Scalar SAR summation < 1.6W/kg.
- 2)  $SPLSR = (SAR_1 + SAR_2)^{1.5} / (\text{min. separation distance, mm})$ , and the peak separation distance is determined from the square root of  $[(x_1-x_2)^2 + (y_1-y_2)^2 + (z_1-z_2)^2]$ , where  $(x_1, y_1, z_1)$  and  $(x_2, y_2, z_2)$  are the coordinates of the extrapolated peak SAR locations in the zoom scan. If  $SPLSR \leq 0.04$ , simultaneously transmission SAR measurement is not necessary.

| Test Position |            | Scaled SAR <sub>MAX</sub> |       | Σ 1-g SAR (W/Kg) | SPLSR | Remark |
|---------------|------------|---------------------------|-------|------------------|-------|--------|
|               |            | WWAN                      | DTS   |                  |       |        |
| Head          | Left Cheek | 0.222                     | 0.160 | 0.382            | N/A   | N/A    |

|           |                      |       |       |       |     |     |
|-----------|----------------------|-------|-------|-------|-----|-----|
|           | Left Tilt 15 Degree  | 0.123 | 0.084 | 0.207 | N/A | N/A |
|           | Right Cheek          | 0.205 | 0.140 | 0.345 | N/A | N/A |
|           | Right Tilt 15 Degree | 0.113 | 0.076 | 0.189 | N/A | N/A |
| Body-Worn | Front Side           | 0.311 | 0.090 | 0.401 | N/A | N/A |
|           | Back Side            | 0.532 | 0.131 | 0.663 | N/A | N/A |
| Hotspot   | Front Side           | 0.311 | 0.090 | 0.401 | N/A | N/A |
|           | Back Side            | 0.532 | 0.131 | 0.663 | N/A | N/A |
|           | Left Side            | 0.162 | N/A   | 0.162 | N/A | N/A |
|           | Right Side           | 0.169 | 0.075 | 0.244 | N/A | N/A |
|           | Top Side             | N/A   | 0.056 | 0.056 | N/A | N/A |
|           | Bottom Side          | 0.345 | N/A   | 0.345 | N/A | N/A |

| Test Position |                      | Scaled SAR <sub>MAX</sub> |       | Σ 1-g SAR (W/Kg) | SPLSR | Remark |
|---------------|----------------------|---------------------------|-------|------------------|-------|--------|
|               |                      | WWAN                      | DSS   |                  |       |        |
| Head          | Left Cheek           | 0.222                     | 0.210 | 0.432            | N/A   | N/A    |
|               | Left Tilt 15 Degree  | 0.123                     | 0.210 | 0.333            | N/A   | N/A    |
|               | Right Cheek          | 0.205                     | 0.210 | 0.415            | N/A   | N/A    |
|               | Right Tilt 15 Degree | 0.113                     | 0.210 | 0.323            | N/A   | N/A    |
| Body-Worn     | Front Side           | 0.311                     | 0.105 | 0.416            | N/A   | N/A    |
|               | Back Side            | 0.532                     | 0.105 | 0.637            | N/A   | N/A    |
| Hotspot       | Front Side           | 0.311                     | 0.105 | 0.416            | N/A   | N/A    |
|               | Back Side            | 0.532                     | 0.105 | 0.637            | N/A   | N/A    |
|               | Left Side            | 0.162                     | N/A   | 0.162            | N/A   | N/A    |
|               | Right Side           | 0.169                     | 0.105 | 0.274            | N/A   | N/A    |
|               | Top Side             | N/A                       | 0.105 | 0.105            | N/A   | N/A    |
|               | Bottom Side          | 0.345                     | N/A   | 0.345            | N/A   | N/A    |

**11. Appendix A. Photo documentation**

Refer to appendix Test Setup photo---SAR



## 12. Appendix B. System Check Plots

| Table of contents                                |
|--|
| MEASUREMENT 1 System Performance Check - 750MHz  |
| MEASUREMENT 2 System Performance Check - 835MHz  |
| MEASUREMENT 3 System Performance Check - 1800MHz |
| MEASUREMENT 4 System Performance Check - 1900MHz |
| MEASUREMENT 5 System Performance Check - 2450MHz |
| MEASUREMENT 6 System Performance Check - 2600MHz |

# MEASUREMENT 1

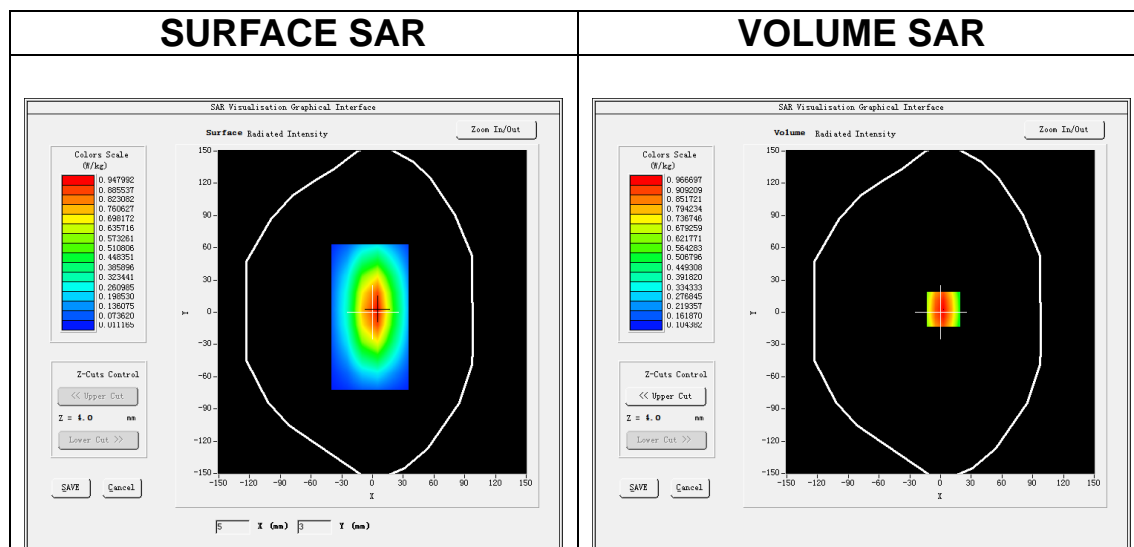
Date of measurement: 18/1/2022

## A. Experimental conditions.

|                        |                                    |
|------------------------|------------------------------------|
| <b>Area Scan</b>       | <u>dx=15mm dy=15mm, h= 5.00 mm</u> |
| <b>ZoomScan</b>        | <u>5x5x7,dx=8mm dy=8mm dz=5mm</u>  |
| <b>Phantom</b>         | <u>Validation plane</u>            |
| <b>Device Position</b> | <u>Dipole</u>                      |
| <b>Band</b>            | <u>CW750</u>                       |
| <b>Channels</b>        | <u>Middle</u>                      |
| <b>Signal</b>          | <u>CW (Crest factor: 1.0)</u>      |

## B. SAR Measurement Results

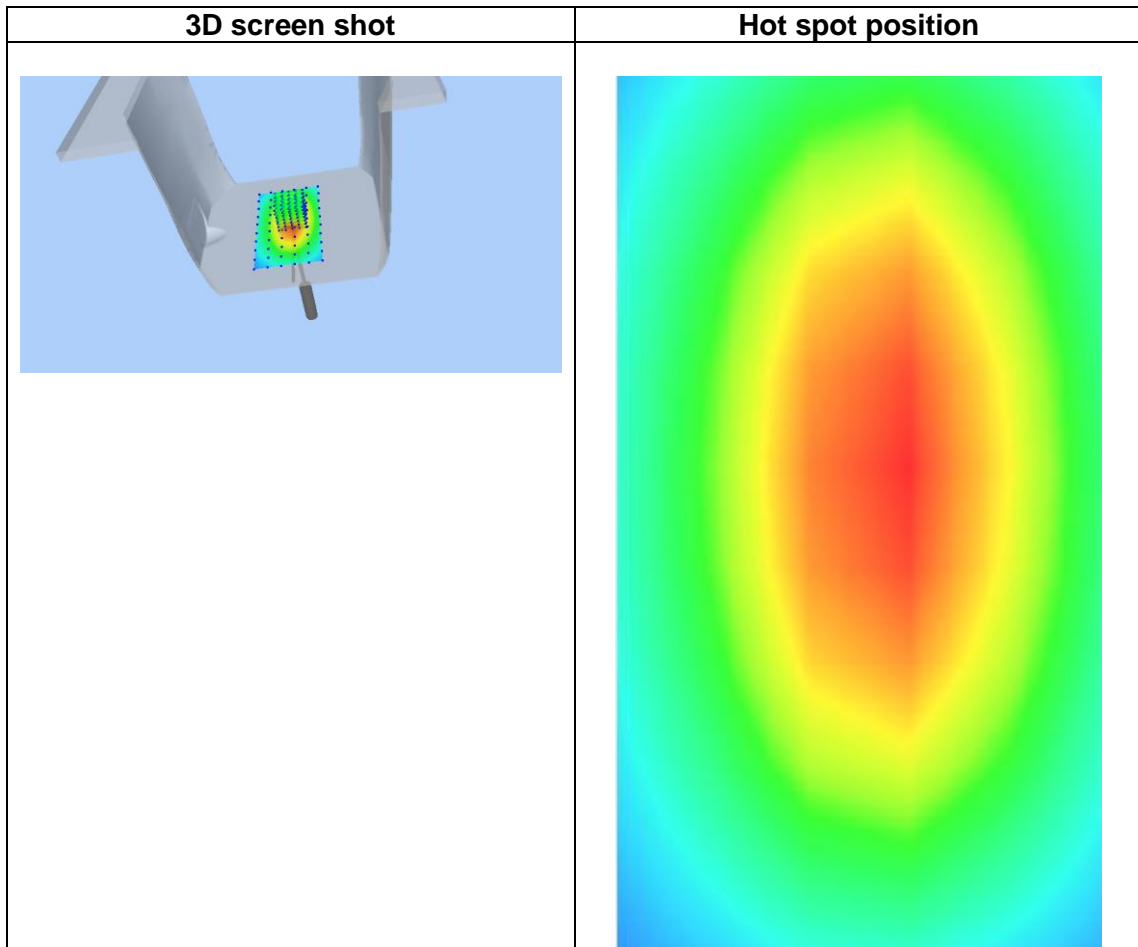
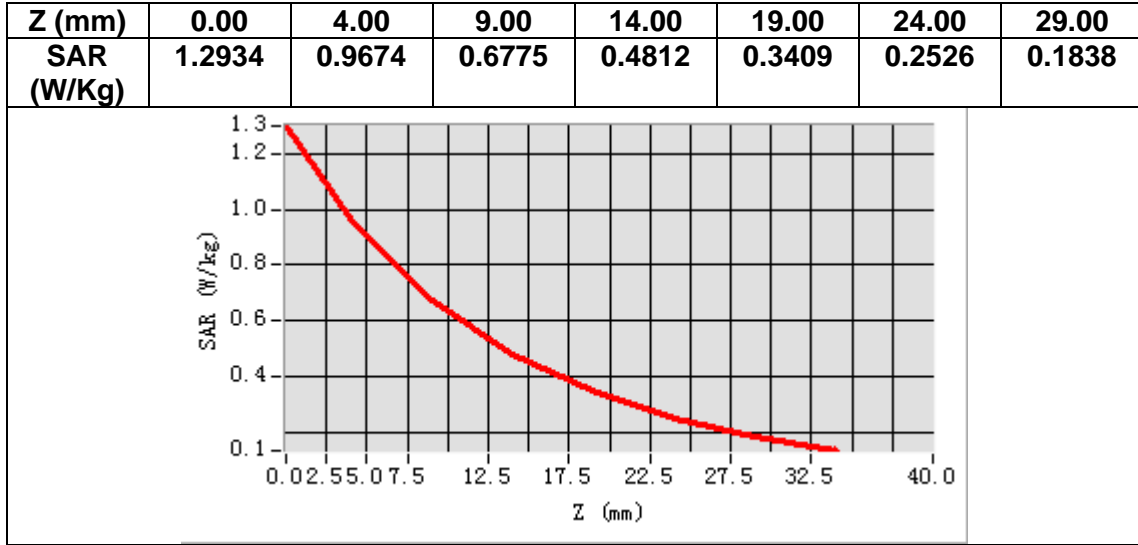
|   |            |
|---|------------|
| <b>Frequency (MHz)</b>                        | 750.000000 |
| <b>Relative permittivity (real part)</b>      | 41.567567  |
| <b>Relative permittivity (imaginary part)</b> | 21.553931  |
| <b>Conductivity (S/m)</b>                     | 0.898080   |
| <b>Variation (%)</b>                          | 2.170000   |



**Maximum location: X=3.00, Y=3.00**

**SAR Peak: 1.30 W/kg**

|                       |          |
|-----------------------|----------|
| <b>SAR 10g (W/Kg)</b> | 0.571171 |
| <b>SAR 1g (W/Kg)</b>  | 0.908104 |



# MEASUREMENT 2

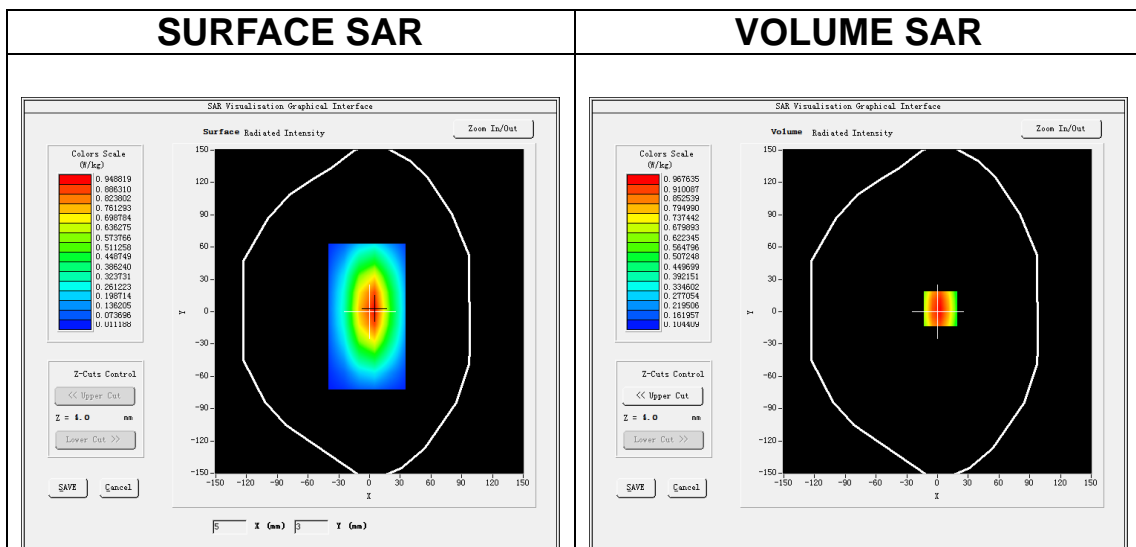
Date of measurement: 13/1/2022

## A. Experimental conditions.

|                        |                                    |
|------------------------|------------------------------------|
| <b>Area Scan</b>       | <u>dx=15mm dy=15mm, h= 5.00 mm</u> |
| <b>ZoomScan</b>        | <u>5x5x7, dx=8mm dy=8mm dz=5mm</u> |
| <b>Phantom</b>         | <u>Validation plane</u>            |
| <b>Device Position</b> | <u>Dipole</u>                      |
| <b>Band</b>            | <u>CW835</u>                       |
| <b>Channels</b>        | <u>Middle</u>                      |
| <b>Signal</b>          | <u>CW (Crest factor: 1.0)</u>      |

## B. SAR Measurement Results

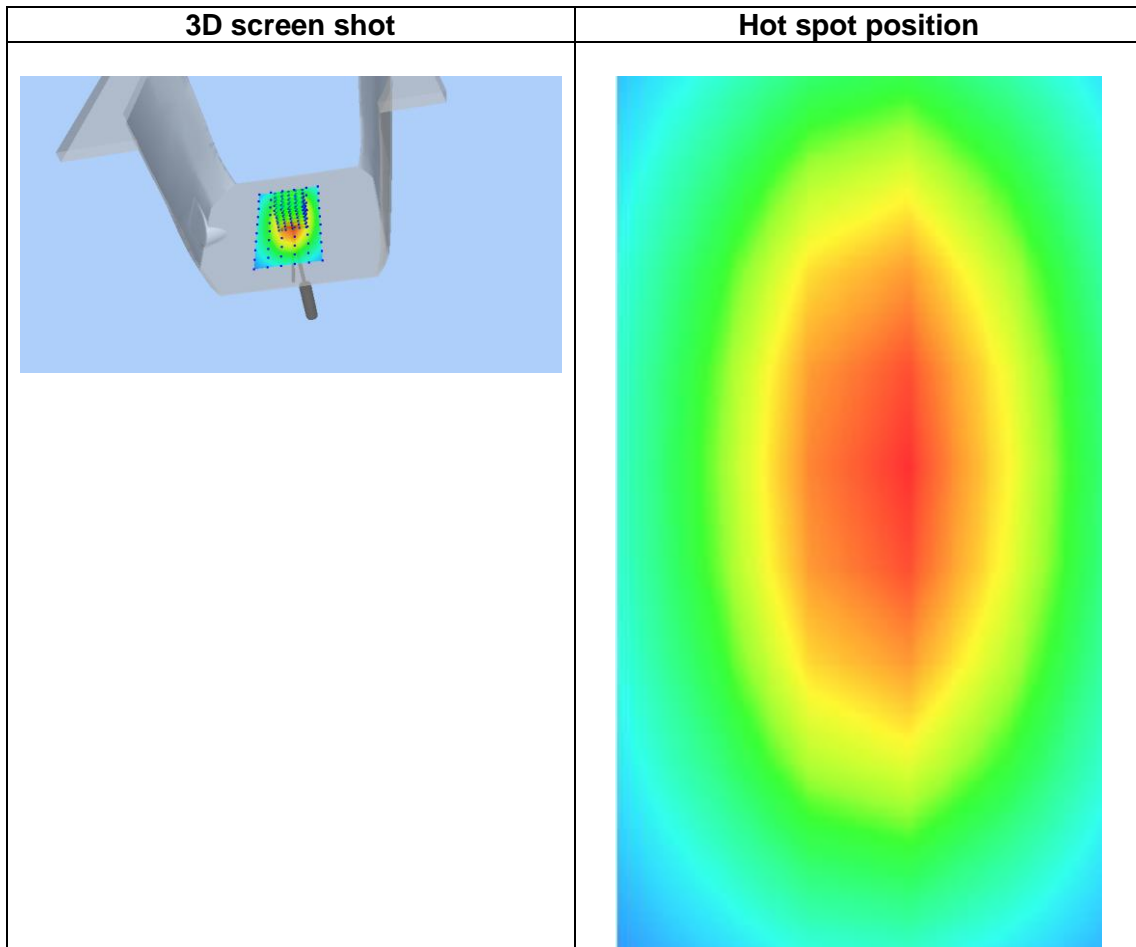
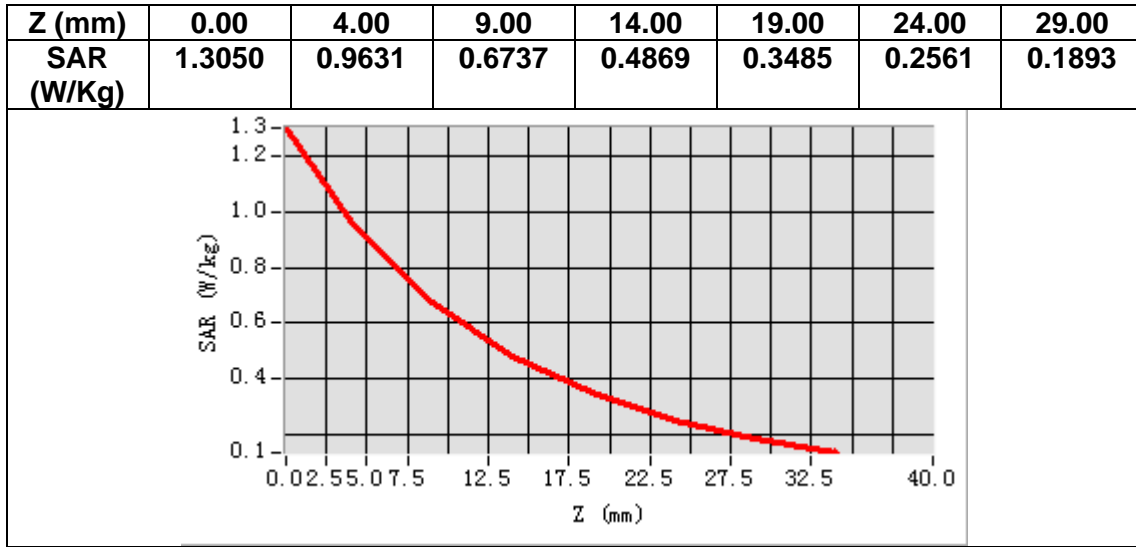
|   |            |
|---|------------|
| <b>Frequency (MHz)</b>                        | 835.000000 |
| <b>Relative permittivity (real part)</b>      | 42.778473  |
| <b>Relative permittivity (imaginary part)</b> | 19.926605  |
| <b>Conductivity (S/m)</b>                     | 0.924373   |
| <b>Variation (%)</b>                          | -0.380000  |



**Maximum location: X=3.00, Y=3.00**

**SAR Peak: 1.30 W/kg**

|                       |          |
|-----------------------|----------|
| <b>SAR 10g (W/Kg)</b> | 0.603257 |
| <b>SAR 1g (W/Kg)</b>  | 0.972267 |



# MEASUREMENT 3

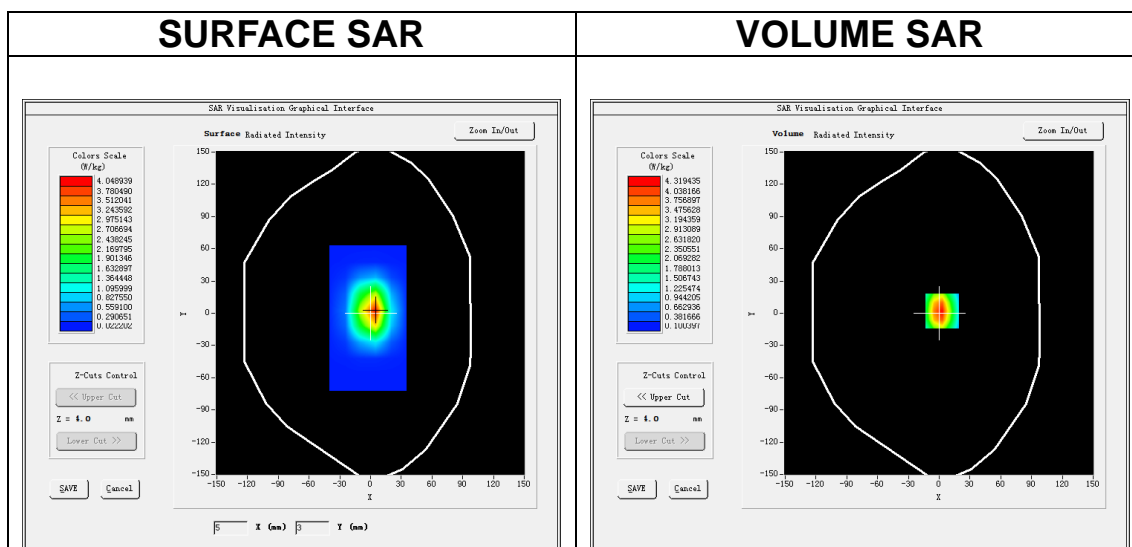
Date of measurement: 14/1/2022

## A. Experimental conditions.

|                        |                                    |
|------------------------|------------------------------------|
| <b>Area Scan</b>       | <u>dx=15mm dy=15mm, h= 5.00 mm</u> |
| <b>ZoomScan</b>        | <u>5x5x7, dx=8mm dy=8mm dz=5mm</u> |
| <b>Phantom</b>         | <u>Validation plane</u>            |
| <b>Device Position</b> | <u>Dipole</u>                      |
| <b>Band</b>            | <u>CW1800</u>                      |
| <b>Channels</b>        | <u>Middle</u>                      |
| <b>Signal</b>          | <u>CW (Crest factor: 1.0)</u>      |

## B. SAR Measurement Results

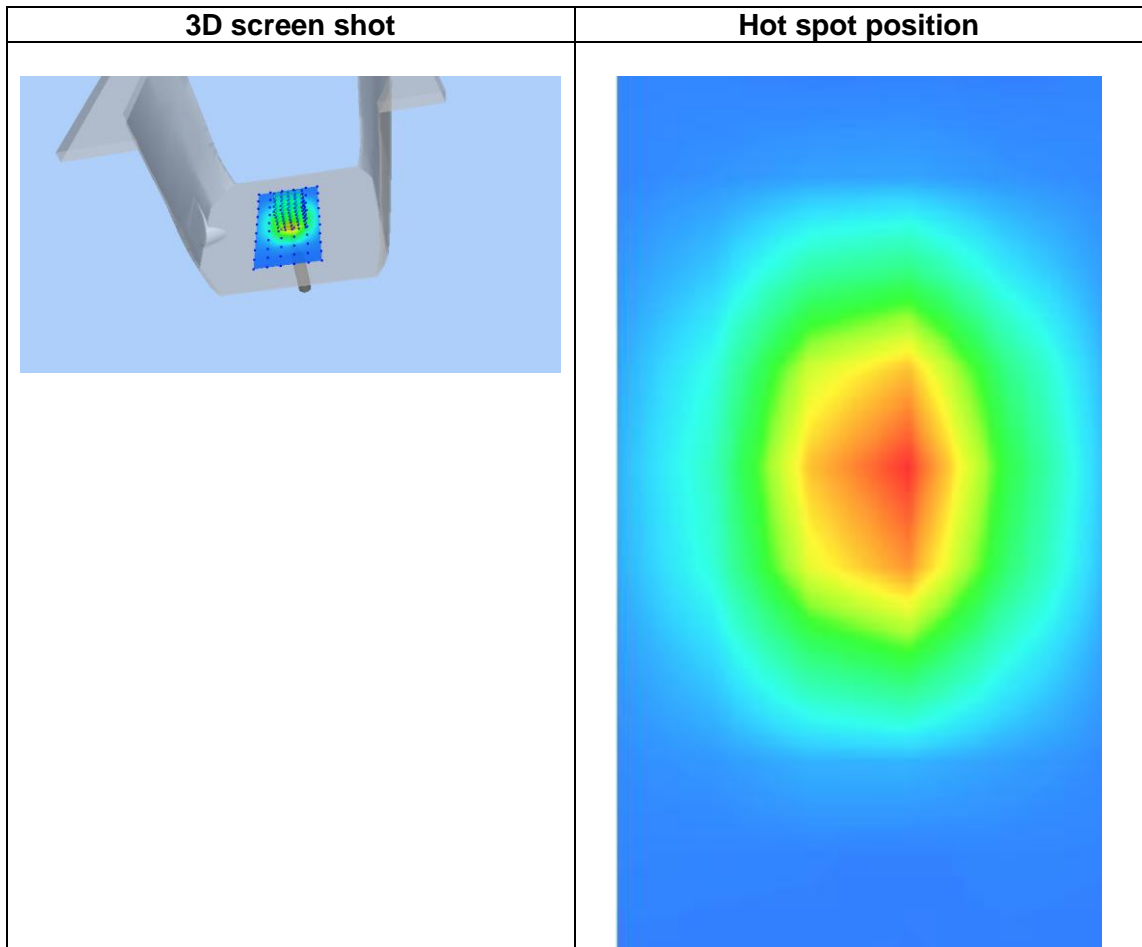
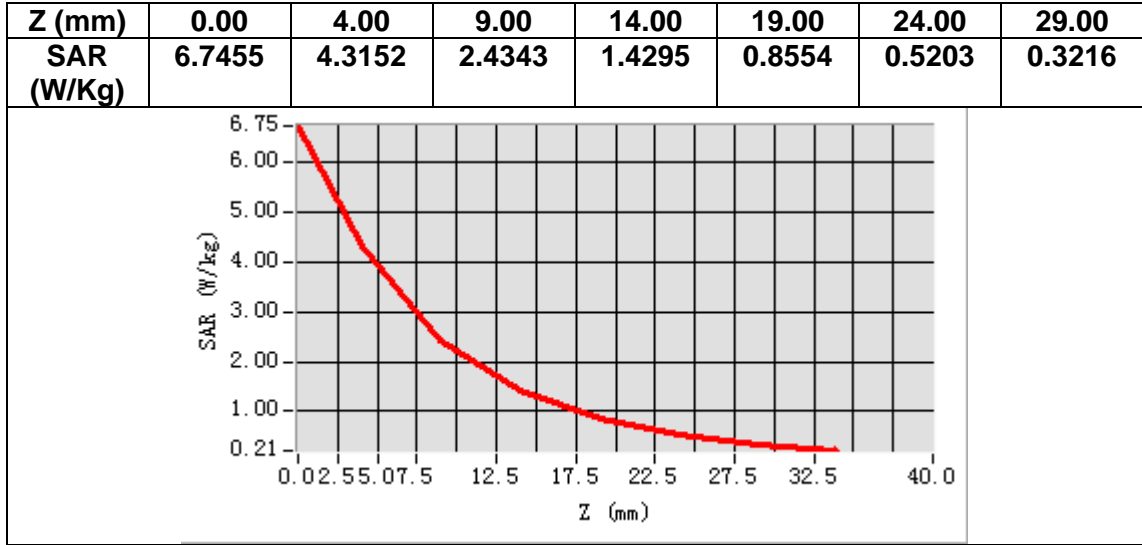
|   |             |
|---|-------------|
| <b>Frequency (MHz)</b>                        | 1800.000000 |
| <b>Relative permittivity (real part)</b>      | 39.365248   |
| <b>Relative permittivity (imaginary part)</b> | 13.959278   |
| <b>Conductivity (S/m)</b>                     | 1.395928    |
| <b>Variation (%)</b>                          | -1.940000   |



**Maximum location: X=3.00, Y=2.00**

**SAR Peak: 6.82 W/kg**

|                       |          |
|-----------------------|----------|
| <b>SAR 10g (W/Kg)</b> | 1.827013 |
| <b>SAR 1g (W/Kg)</b>  | 3.953067 |



# MEASUREMENT 4

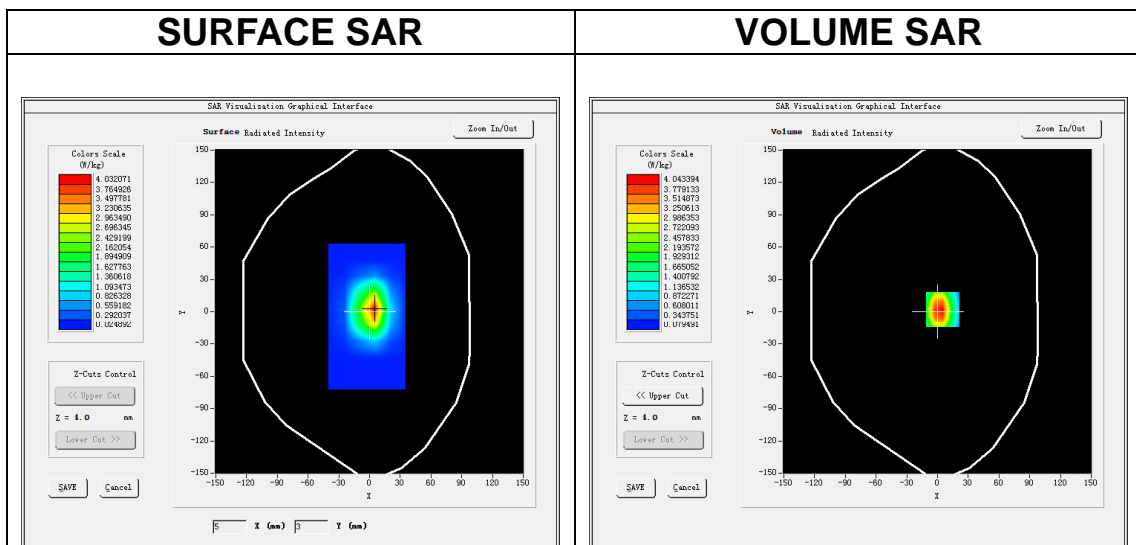
Date of measurement: 25/1/2022

## A. Experimental conditions.

|                        |                                    |
|------------------------|------------------------------------|
| <b>Area Scan</b>       | <u>dx=15mm dy=15mm, h= 5.00 mm</u> |
| <b>ZoomScan</b>        | <u>5x5x7, dx=8mm dy=8mm dz=5mm</u> |
| <b>Phantom</b>         | <u>Validation plane</u>            |
| <b>Device Position</b> | <u>Dipole</u>                      |
| <b>Band</b>            | <u>CW1900</u>                      |
| <b>Channels</b>        | <u>Middle</u>                      |
| <b>Signal</b>          | <u>CW (Crest factor: 1.0)</u>      |

## B. SAR Measurement Results

|   |             |
|---|-------------|
| <b>Frequency (MHz)</b>                        | 1900.000000 |
| <b>Relative permittivity (real part)</b>      | 38.841472   |
| <b>Relative permittivity (imaginary part)</b> | 13.850548   |
| <b>Conductivity (S/m)</b>                     | 1.462002    |
| <b>Variation (%)</b>                          | -0.480000   |

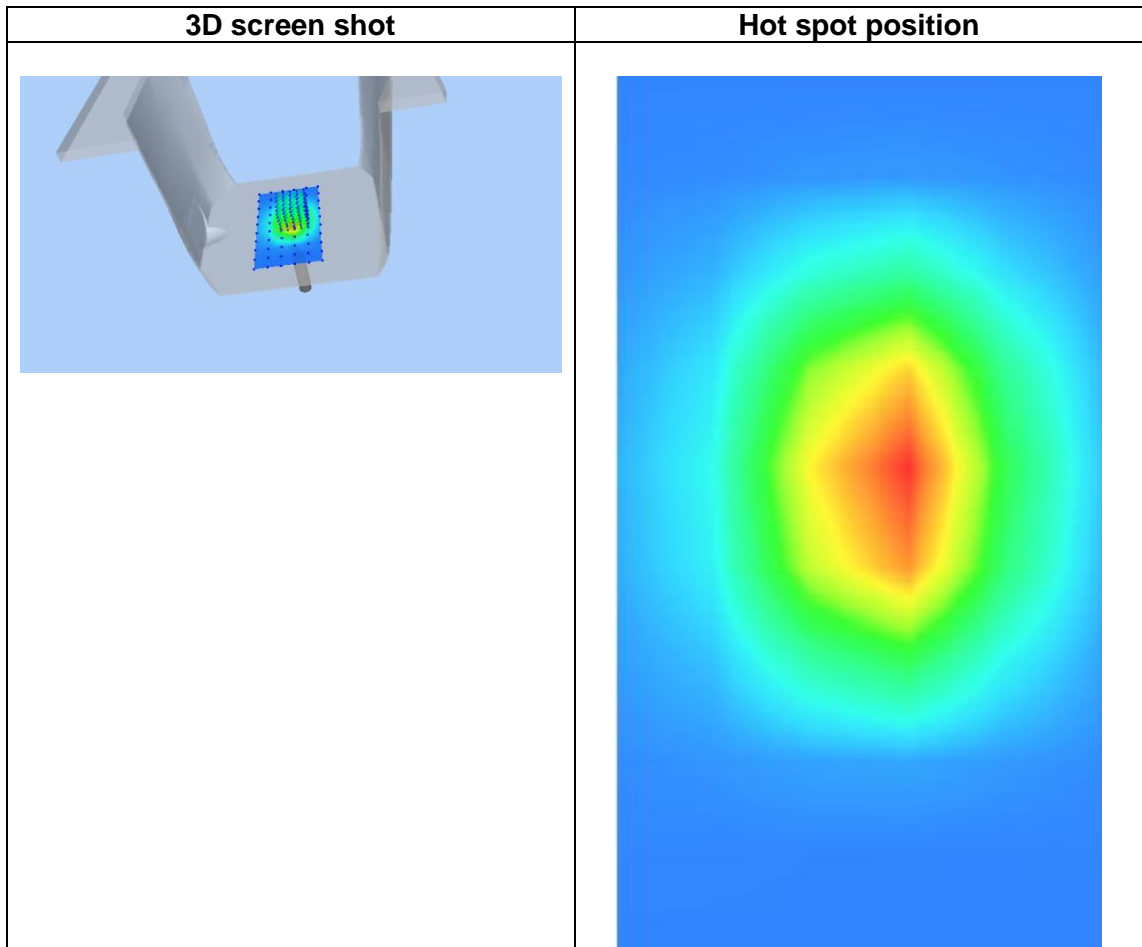
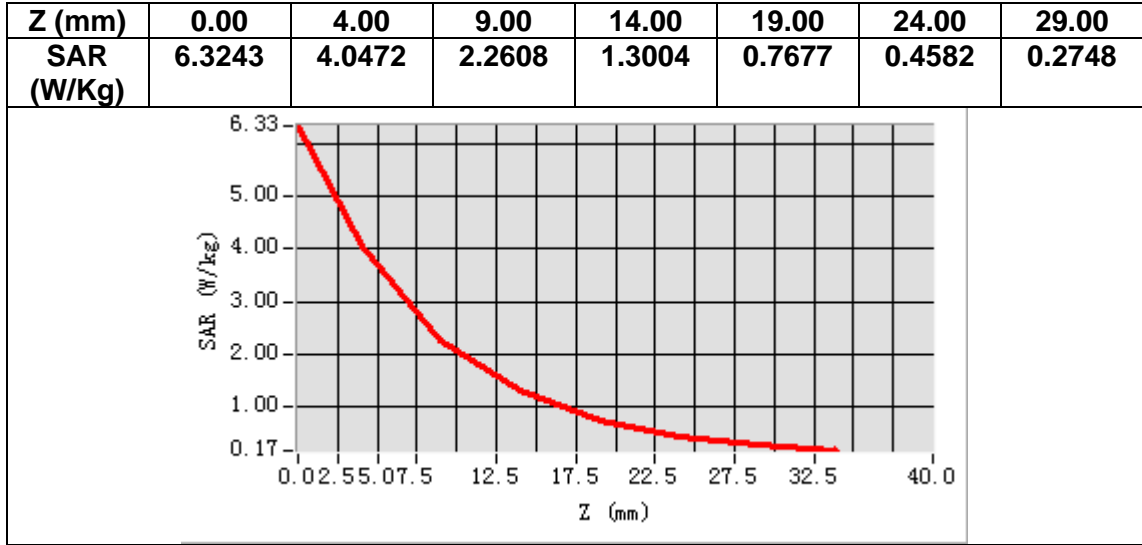


**Maximum location: X=5.00, Y=2.00**

**SAR Peak: 6.70 W/kg**

|                       |          |
|-----------------------|----------|
| <b>SAR 10g (W/Kg)</b> | 1.861344 |
| <b>SAR 1g (W/Kg)</b>  | 4.236128 |





# MEASUREMENT 5

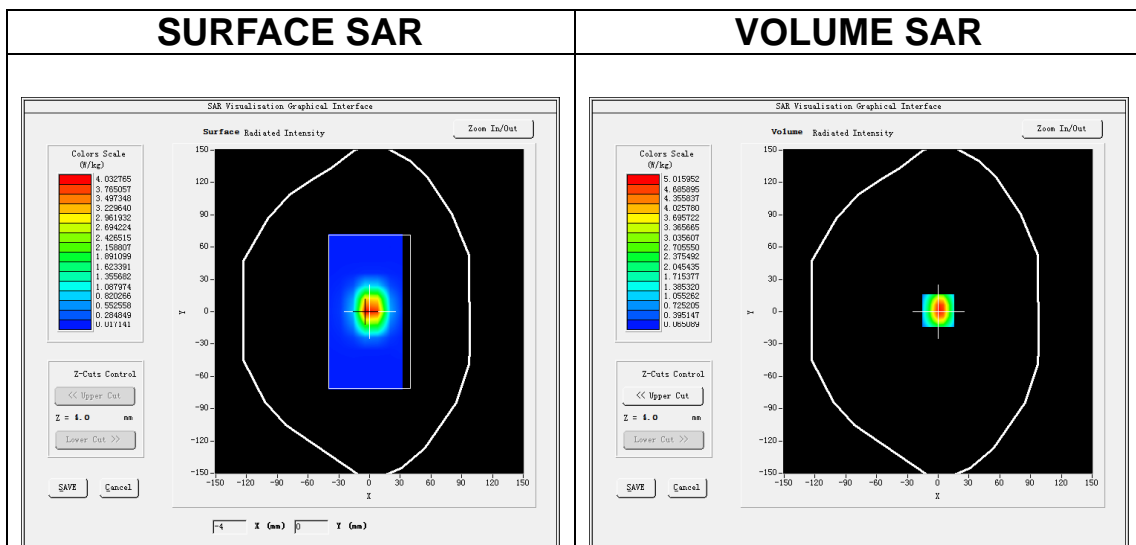
Date of measurement: 19/1/2022

## A. Experimental conditions.

|                        |                                    |
|------------------------|------------------------------------|
| <b>Area Scan</b>       | <u>dx=12mm dy=12mm, h= 5.00 mm</u> |
| <b>ZoomScan</b>        | <u>7x7x7, dx=5mm dy=5mm dz=5mm</u> |
| <b>Phantom</b>         | <u>Validation plane</u>            |
| <b>Device Position</b> | <u>Dipole</u>                      |
| <b>Band</b>            | <u>CW2450</u>                      |
| <b>Channels</b>        | <u>Middle</u>                      |
| <b>Signal</b>          | <u>CW (Crest factor: 1.0)</u>      |

## B. SAR Measurement Results

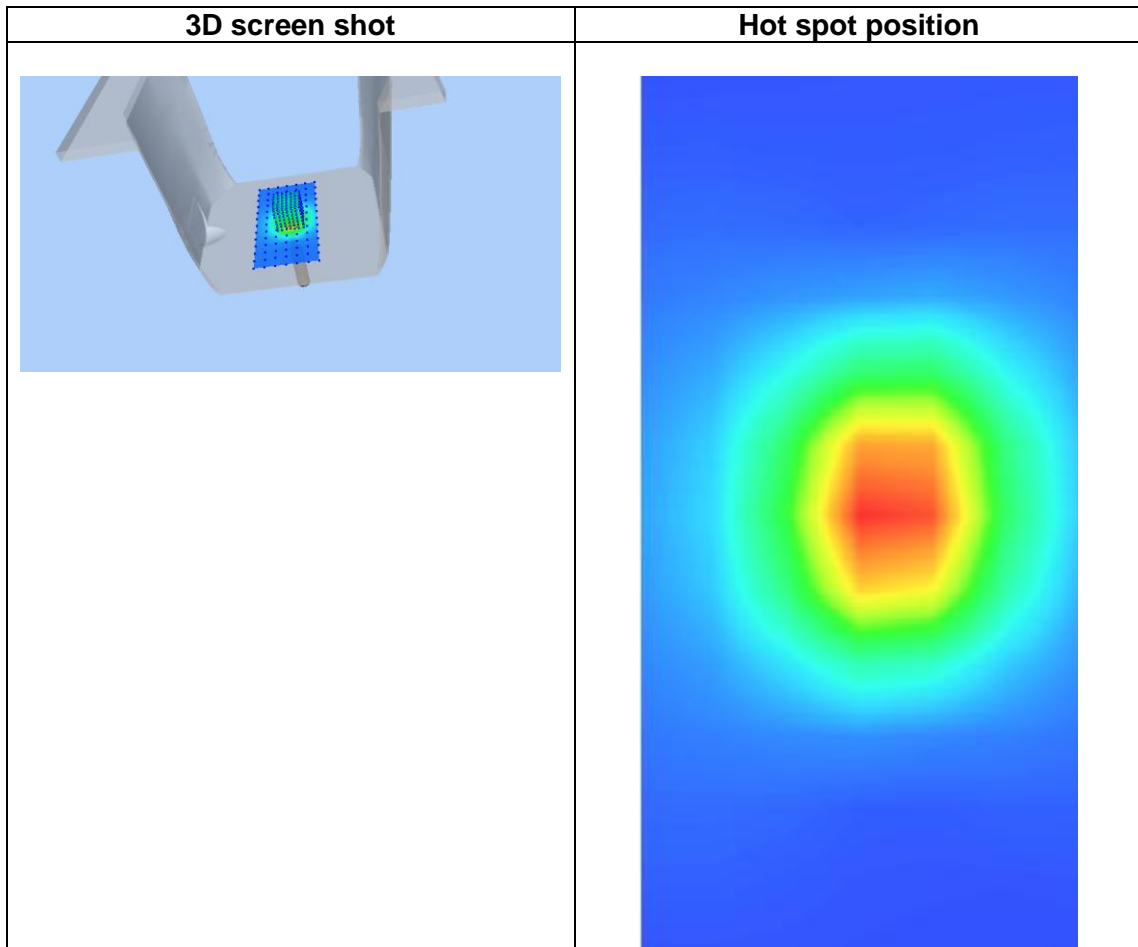
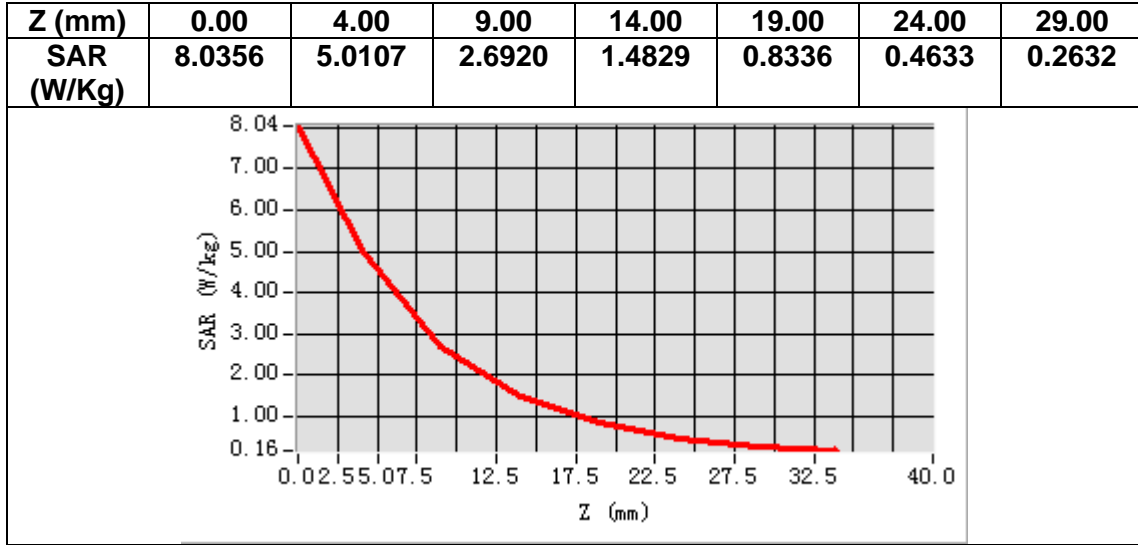
|   |             |
|---|-------------|
| <b>Frequency (MHz)</b>                        | 2450.000000 |
| <b>Relative permittivity (real part)</b>      | 39.200275   |
| <b>Relative permittivity (imaginary part)</b> | 13.551404   |
| <b>Conductivity (S/m)</b>                     | 1.844497    |
| <b>Variation (%)</b>                          | 0.350000    |



**Maximum location: X=0.00, Y=1.00**

**SAR Peak: 8.14 W/kg**

|                       |          |
|-----------------------|----------|
| <b>SAR 10g (W/Kg)</b> | 2.369046 |
| <b>SAR 1g (W/Kg)</b>  | 5.500065 |



# MEASUREMENT 6

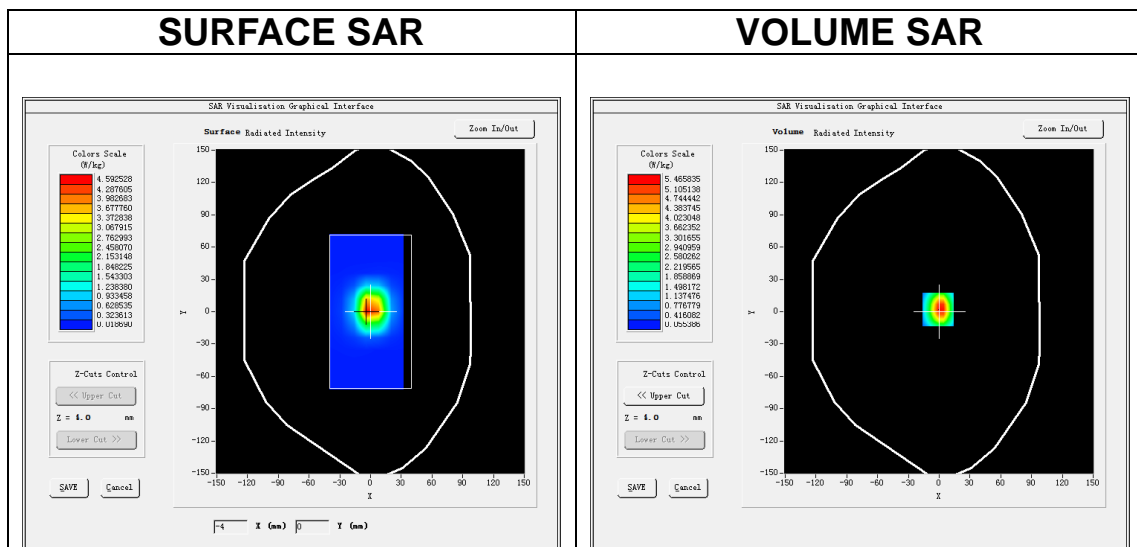
Date of measurement: 20/1/2022

## A. Experimental conditions.

|                        |                                    |
|------------------------|------------------------------------|
| <b>Area Scan</b>       | <u>dx=12mm dy=12mm, h= 5.00 mm</u> |
| <b>ZoomScan</b>        | <u>7x7x7, dx=5mm dy=5mm dz=5mm</u> |
| <b>Phantom</b>         | <u>Validation plane</u>            |
| <b>Device Position</b> | <u>Dipole</u>                      |
| <b>Band</b>            | <u>CW2600</u>                      |
| <b>Channels</b>        | <u>Middle</u>                      |
| <b>Signal</b>          | <u>CW (Crest factor: 1.0)</u>      |

## B. SAR Measurement Results

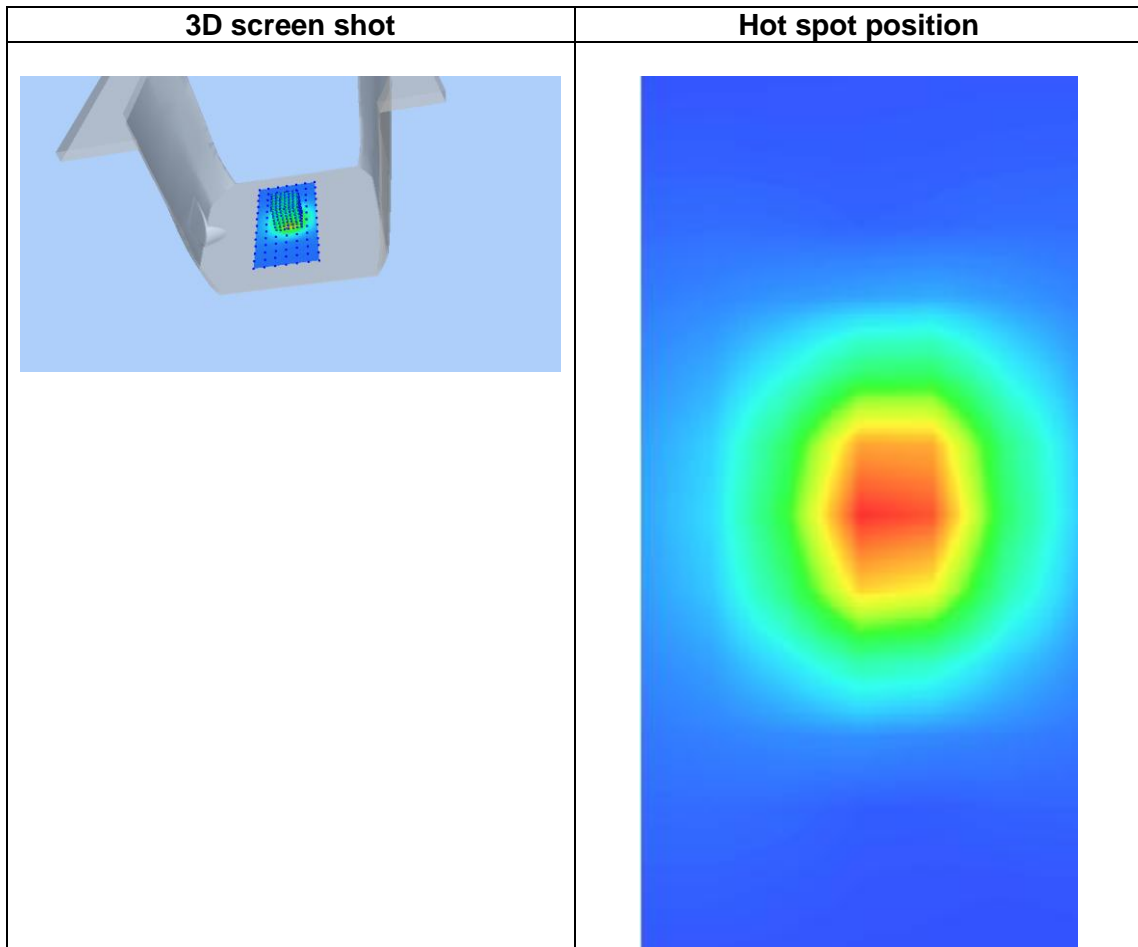
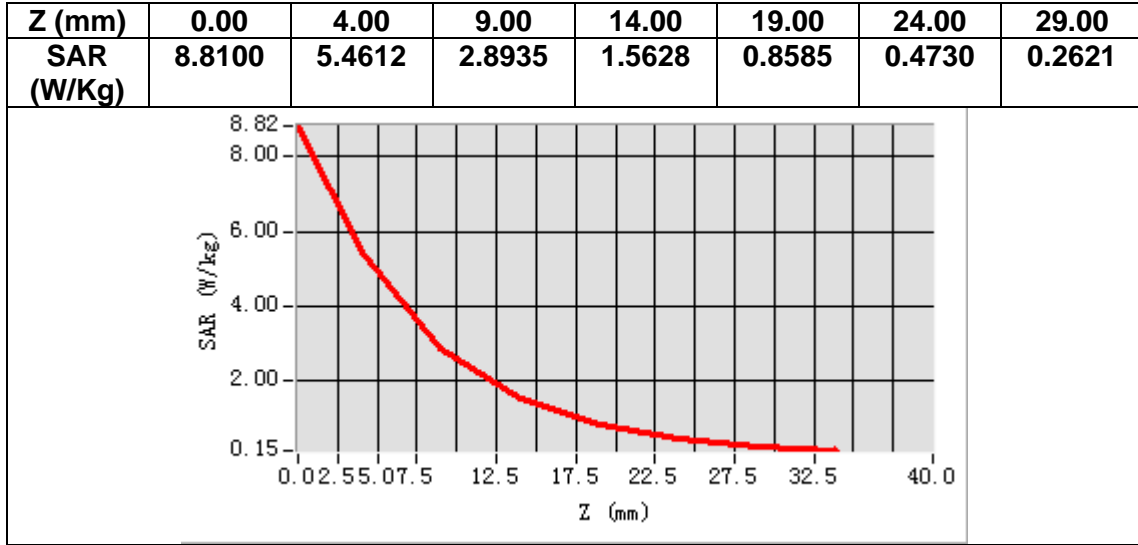
|   |             |
|---|-------------|
| <b>Frequency (MHz)</b>                        | 2600.000000 |
| <b>Relative permittivity (real part)</b>      | 39.066289   |
| <b>Relative permittivity (imaginary part)</b> | 13.982615   |
| <b>Conductivity (S/m)</b>                     | 2.019711    |
| <b>Variation (%)</b>                          | 0.820000    |



**Maximum location: X=-1.00, Y=2.00**

**SAR Peak: 9.07 W/kg**

|                       |          |
|-----------------------|----------|
| <b>SAR 10g (W/Kg)</b> | 2.377293 |
| <b>SAR 1g (W/Kg)</b>  | 5.855081 |



### 13. Appendix C. Plots of High SAR Measurement

| <b>Table of contents</b>                |
|---|
| <b>MEASUREMENT 1 GSM 850 Head</b>       |
| <b>MEASUREMENT 2 GSM 850 Body</b>       |
| <b>MEASUREMENT 3 GSM 1900 Head</b>      |
| <b>MEASUREMENT 4 GSM 1900 Body</b>      |
| <b>MEASUREMENT 5 WCDMA Band 2 Head</b>  |
| <b>MEASUREMENT 6 WCDMA Band 2 Body</b>  |
| <b>MEASUREMENT 7 WCDMA Band 4 Head</b>  |
| <b>MEASUREMENT 8 WCDMA Band 4 Body</b>  |
| <b>MEASUREMENT 9 WCDMA Band 5 Head</b>  |
| <b>MEASUREMENT 10 WCDMA Band 5 Body</b> |
| <b>MEASUREMENT 11 WLAN 2.4G Head</b>    |
| <b>MEASUREMENT 12 WLAN 2.4G Body</b>    |
| <b>MEASUREMENT 13 LTE Band 2 Head</b>   |
| <b>MEASUREMENT 14 LTE Band 2 Body</b>   |
| <b>MEASUREMENT 15 LTE Band 4 Head</b>   |
| <b>MEASUREMENT 16 LTE Band 4 Body</b>   |
| <b>MEASUREMENT 17 LTE Band 5 Head</b>   |
| <b>MEASUREMENT 18 LTE Band 5 Body</b>   |
| <b>MEASUREMENT 19 LTE Band 7 Head</b>   |
| <b>MEASUREMENT 20 LTE Band 7 Body</b>   |
| <b>MEASUREMENT 21 LTE Band 17 Head</b>  |
| <b>MEASUREMENT 22 LTE Band 17 Body</b>  |
| <b>MEASUREMENT 23 LTE Band 66 Head</b>  |
| <b>MEASUREMENT 24 LTE Band 66 Body</b>  |

# MEASUREMENT 1

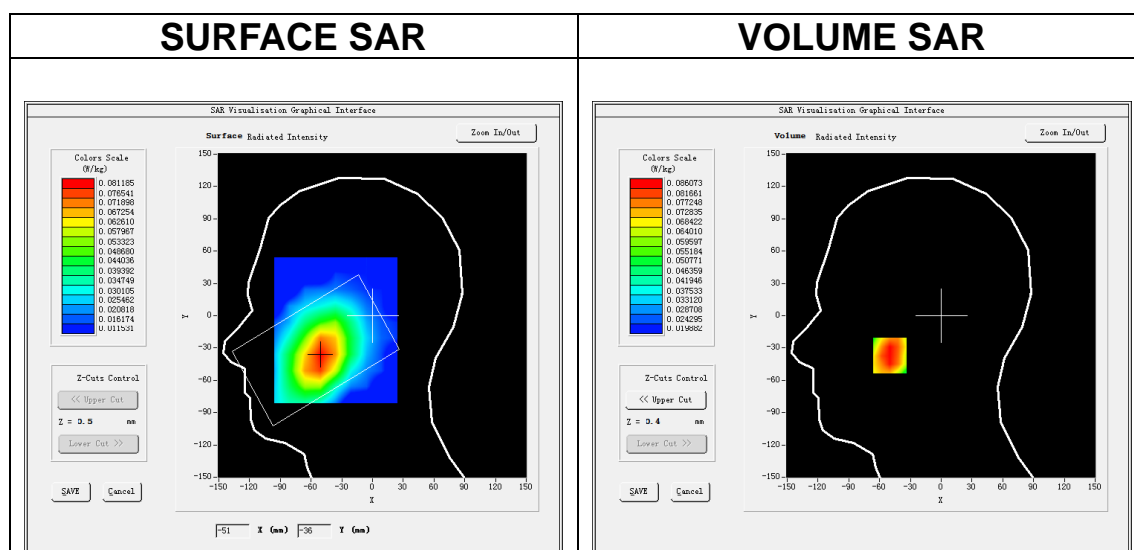
Date of measurement: 13/1/2022

## A. Experimental conditions.

|                        |                                    |
|------------------------|------------------------------------|
| <b>Area Scan</b>       | <u>dx=15mm dy=15mm, h= 5.00 mm</u> |
| <b>ZoomScan</b>        | <u>5x5x7,dx=8mm dy=8mm dz=5mm</u>  |
| <b>Phantom</b>         | <u>Left head</u>                   |
| <b>Device Position</b> | <u>Cheek</u>                       |
| <b>Band</b>            | <u>GSM850</u>                      |
| <b>Channels</b>        | <u>Middle</u>                      |
| <b>Signal</b>          | <u>TDMA (Crest factor: 4.0)</u>    |

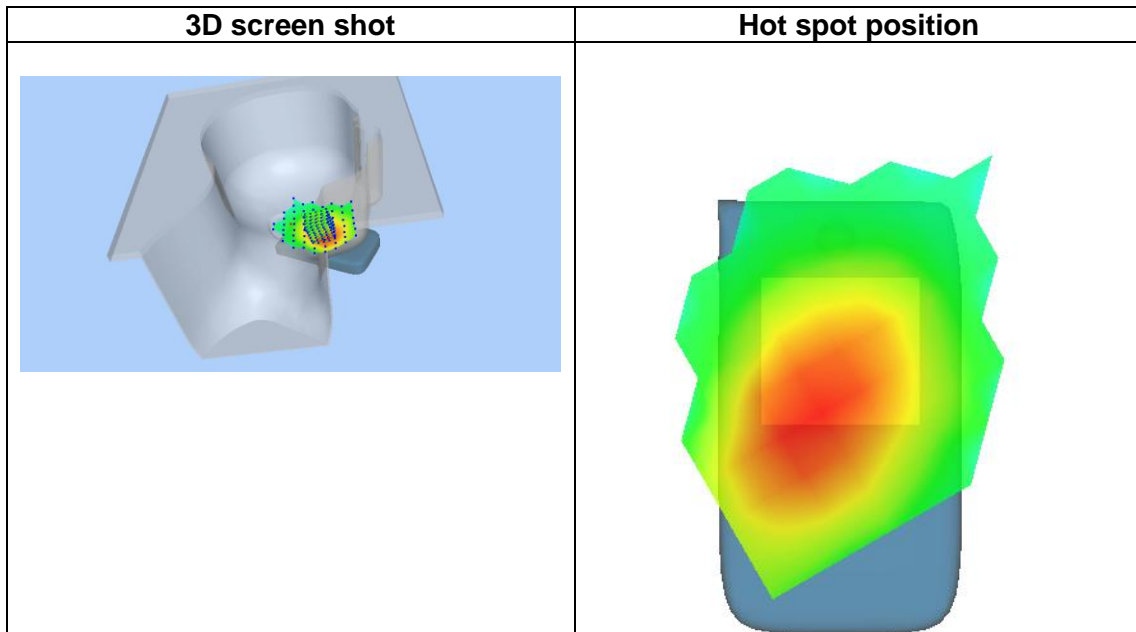
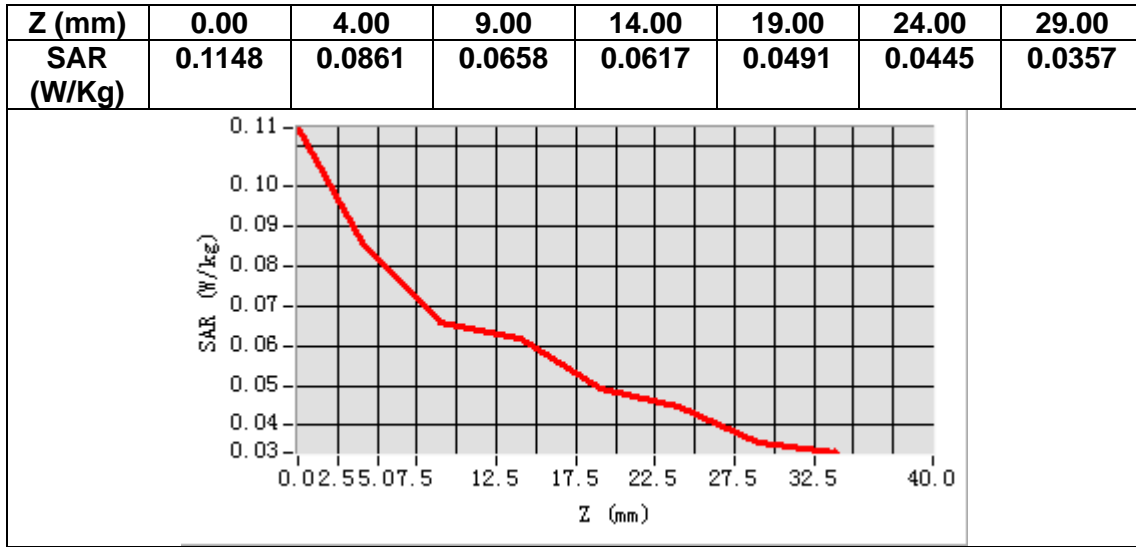
## B. SAR Measurement Results

|   |            |
|---|------------|
| <b>Frequency (MHz)</b>                        | 836.400000 |
| <b>Relative permittivity (real part)</b>      | 42.694134  |
| <b>Relative permittivity (imaginary part)</b> | 19.952444  |
| <b>Conductivity (S/m)</b>                     | 0.927124   |
| <b>Variation (%)</b>                          | 0.370000   |



**Maximum location: X=-50.00, Y=-37.00**  
**SAR Peak: 0.11 W/kg**

|                       |          |
|-----------------------|----------|
| <b>SAR 10g (W/Kg)</b> | 0.065851 |
| <b>SAR 1g (W/Kg)</b>  | 0.085608 |





# MEASUREMENT 2

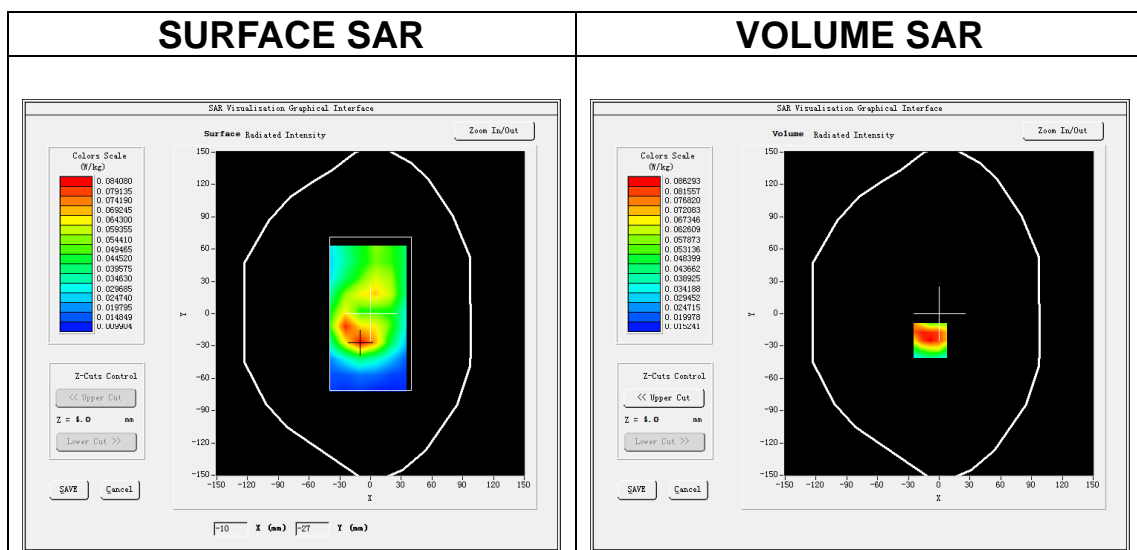
Date of measurement: 13/1/2022

## A. Experimental conditions.

|                        |                                    |
|------------------------|------------------------------------|
| <b>Area Scan</b>       | <u>dx=15mm dy=15mm, h= 5.00 mm</u> |
| <b>ZoomScan</b>        | <u>5x5x7, dx=8mm dy=8mm dz=5mm</u> |
| <b>Phantom</b>         | <u>Validation plane</u>            |
| <b>Device Position</b> | <u>Body</u>                        |
| <b>Band</b>            | <u>GSM850</u>                      |
| <b>Channels</b>        | <u>Middle</u>                      |
| <b>Signal</b>          | <u>TDMA (Crest factor: 4.0)</u>    |

## B. SAR Measurement Results

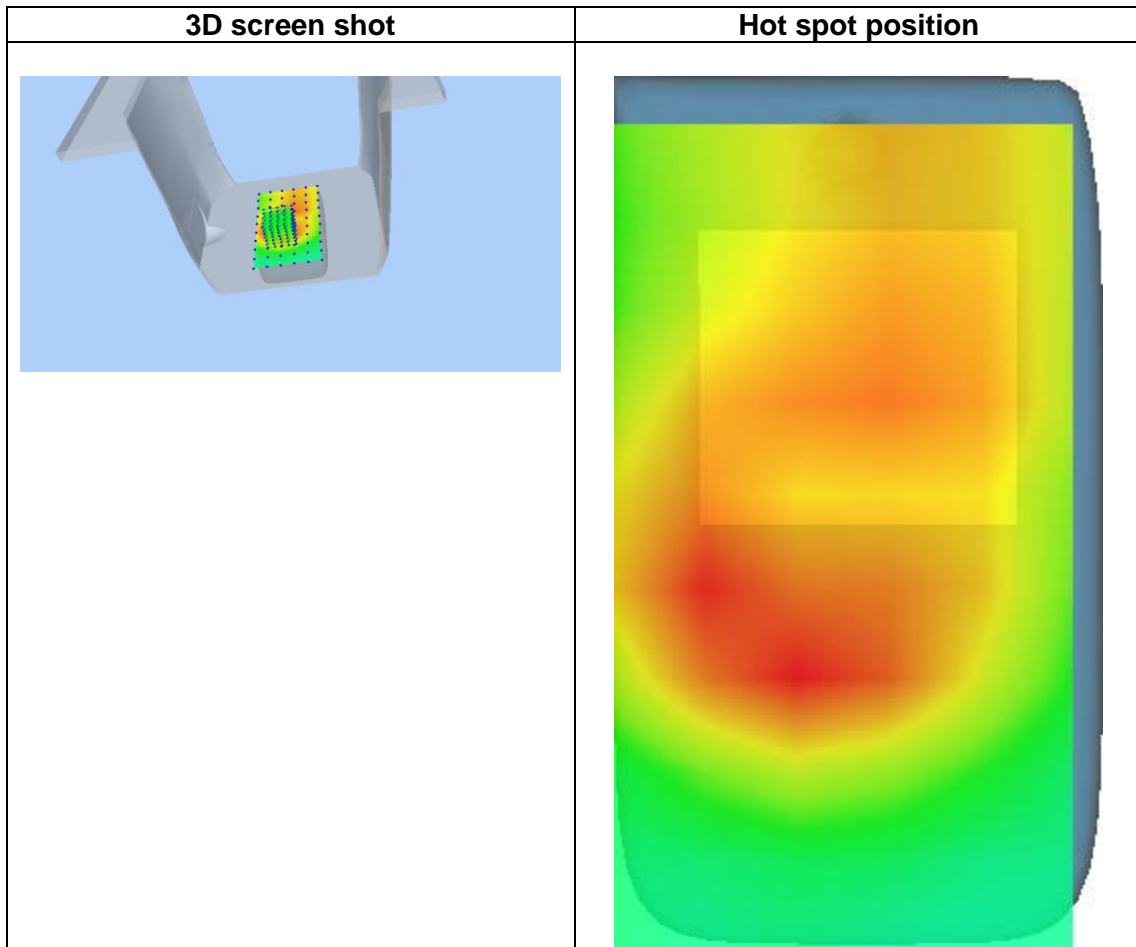
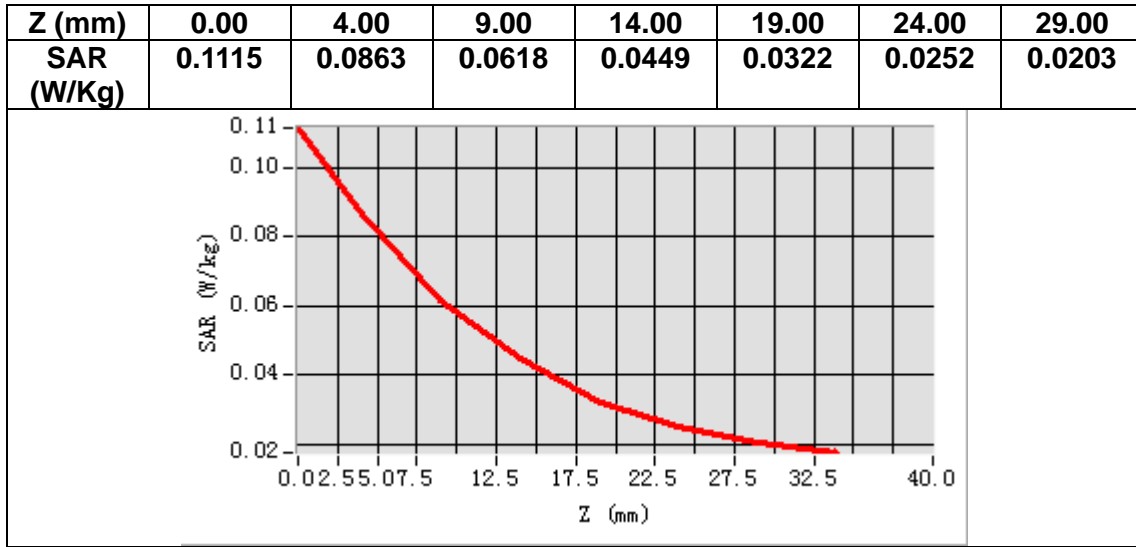
|   |            |
|---|------------|
| <b>Frequency (MHz)</b>                        | 836.400000 |
| <b>Relative permittivity (real part)</b>      | 42.694134  |
| <b>Relative permittivity (imaginary part)</b> | 19.952444  |
| <b>Conductivity (S/m)</b>                     | 0.927124   |
| <b>Variation (%)</b>                          | 0.300000   |



**Maximum location: X=-9.00, Y=-25.00**

**SAR Peak: 0.13 W/kg**

|                       |          |
|-----------------------|----------|
| <b>SAR 10g (W/Kg)</b> | 0.055995 |
| <b>SAR 1g (W/Kg)</b>  | 0.086804 |



# MEASUREMENT 3

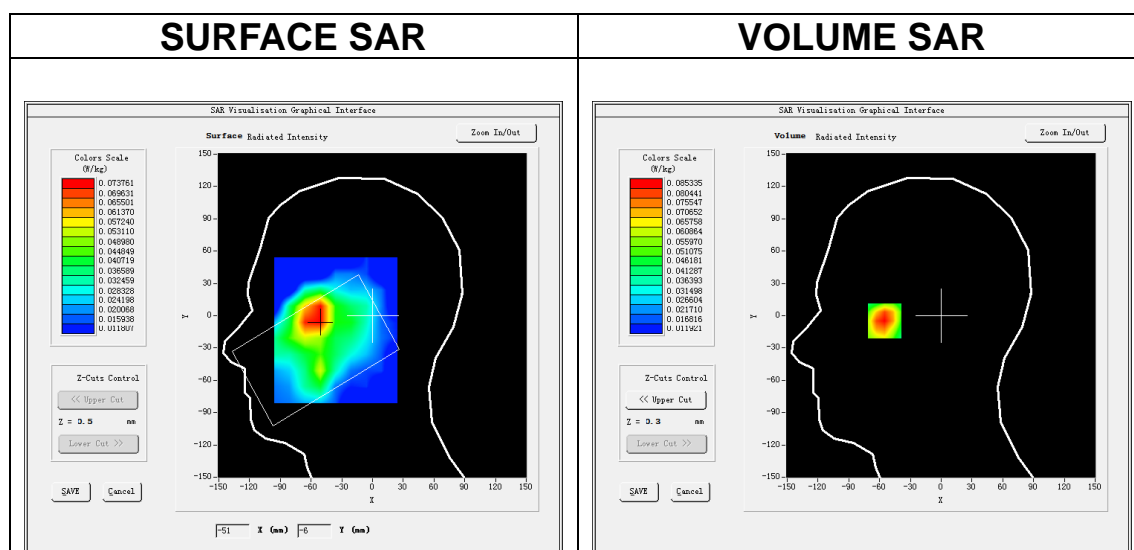
Date of measurement: 25/1/2022

## A. Experimental conditions.

|                        |                                    |
|------------------------|------------------------------------|
| <b>Area Scan</b>       | <u>dx=15mm dy=15mm, h= 5.00 mm</u> |
| <b>ZoomScan</b>        | <u>5x5x7,dx=8mm dy=8mm dz=5mm</u>  |
| <b>Phantom</b>         | <u>Left head</u>                   |
| <b>Device Position</b> | <u>Cheek</u>                       |
| <b>Band</b>            | <u>GSM1900</u>                     |
| <b>Channels</b>        | <u>Middle</u>                      |
| <b>Signal</b>          | <u>TDMA (Crest factor: 2.7)</u>    |

## B. SAR Measurement Results

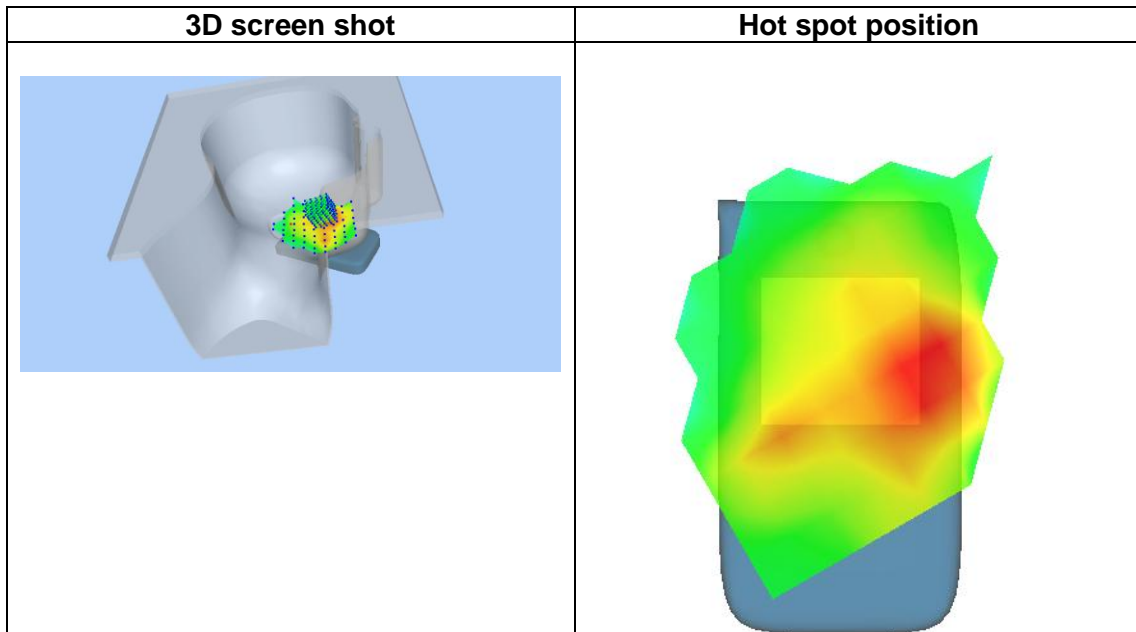
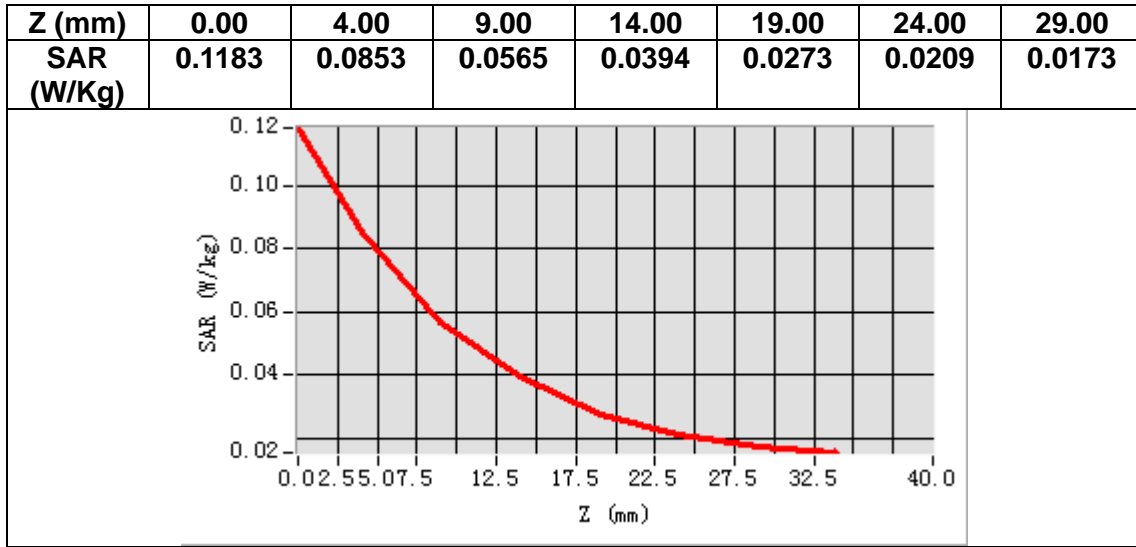
|   |             |
|---|-------------|
| <b>Frequency (MHz)</b>                        | 1880.000000 |
| <b>Relative permittivity (real part)</b>      | 38.927872   |
| <b>Relative permittivity (imaginary part)</b> | 13.868348   |
| <b>Conductivity (S/m)</b>                     | 1.448472    |
| <b>Variation (%)</b>                          | -2.280000   |



**Maximum location: X=-55.00, Y=-1.00**

**SAR Peak: 0.12 W/kg**

|                       |          |
|-----------------------|----------|
| <b>SAR 10g (W/Kg)</b> | 0.052452 |
| <b>SAR 1g (W/Kg)</b>  | 0.084331 |



# MEASUREMENT 4

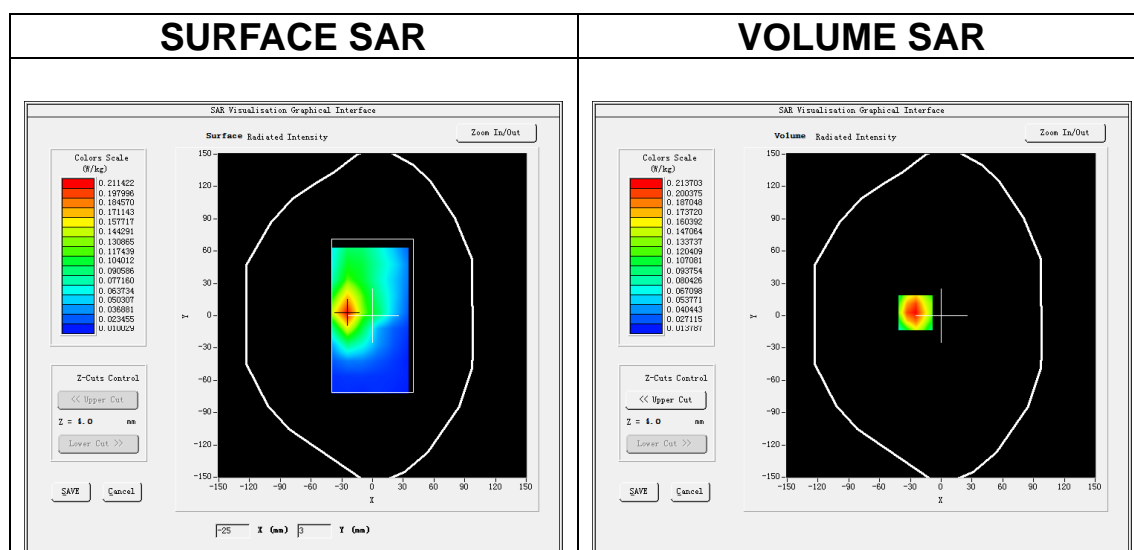
Date of measurement: 25/1/2022

## A. Experimental conditions.

|                        |                                    |
|------------------------|------------------------------------|
| <b>Area Scan</b>       | <u>dx=15mm dy=15mm, h= 5.00 mm</u> |
| <b>ZoomScan</b>        | <u>5x5x7, dx=8mm dy=8mm dz=5mm</u> |
| <b>Phantom</b>         | <u>Validation plane</u>            |
| <b>Device Position</b> | <u>Body</u>                        |
| <b>Band</b>            | <u>GSM1900</u>                     |
| <b>Channels</b>        | <u>Middle</u>                      |
| <b>Signal</b>          | <u>TDMA (Crest factor: 2.7)</u>    |

## B. SAR Measurement Results

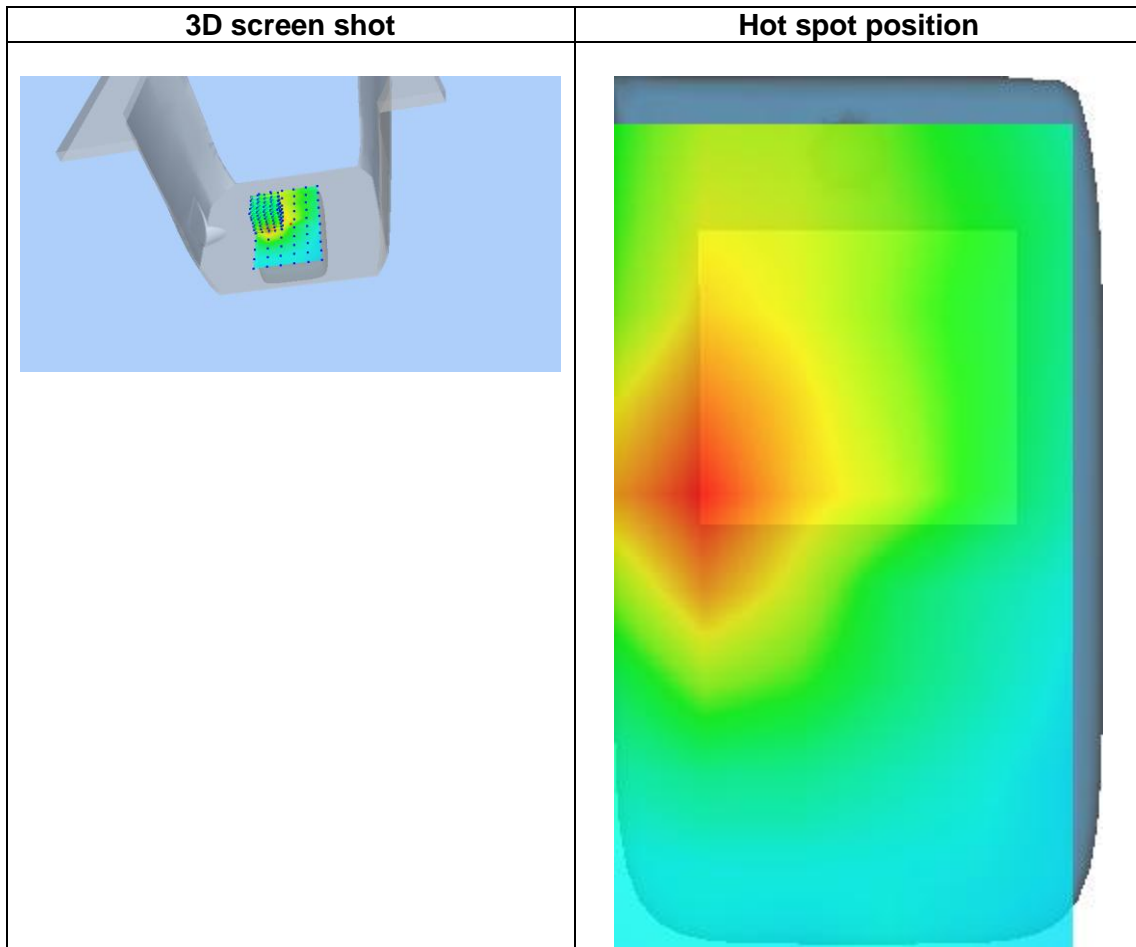
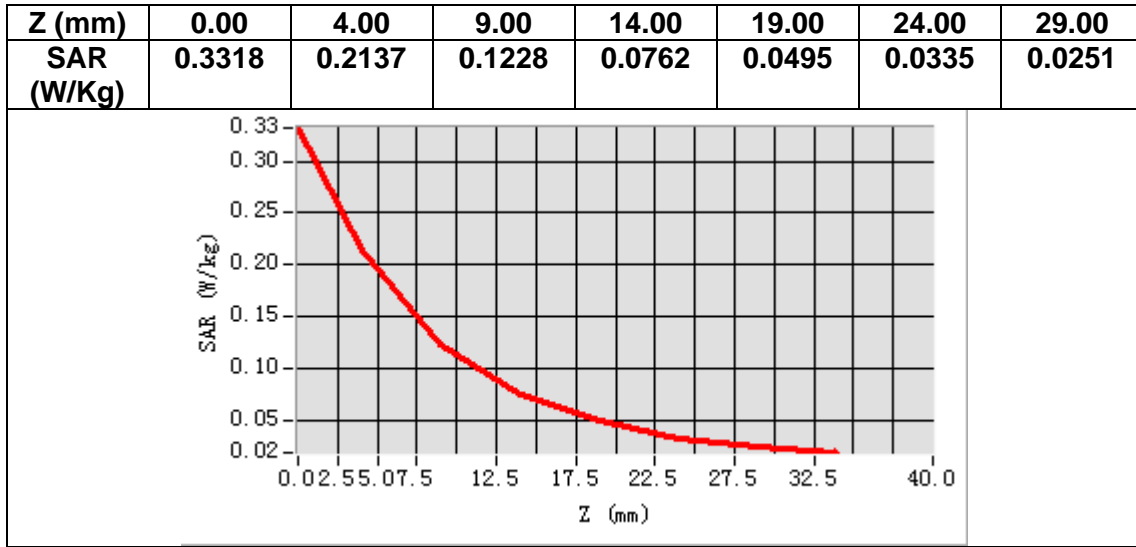
|   |             |
|---|-------------|
| <b>Frequency (MHz)</b>                        | 1880.000000 |
| <b>Relative permittivity (real part)</b>      | 38.927872   |
| <b>Relative permittivity (imaginary part)</b> | 13.868348   |
| <b>Conductivity (S/m)</b>                     | 1.448472    |
| <b>Variation (%)</b>                          | -1.630000   |



**Maximum location: X=-25.00, Y=3.00**

**SAR Peak: 0.34 W/kg**

|                       |          |
|-----------------------|----------|
| <b>SAR 10g (W/Kg)</b> | 0.117770 |
| <b>SAR 1g (W/Kg)</b>  | 0.212139 |



# MEASUREMENT 5

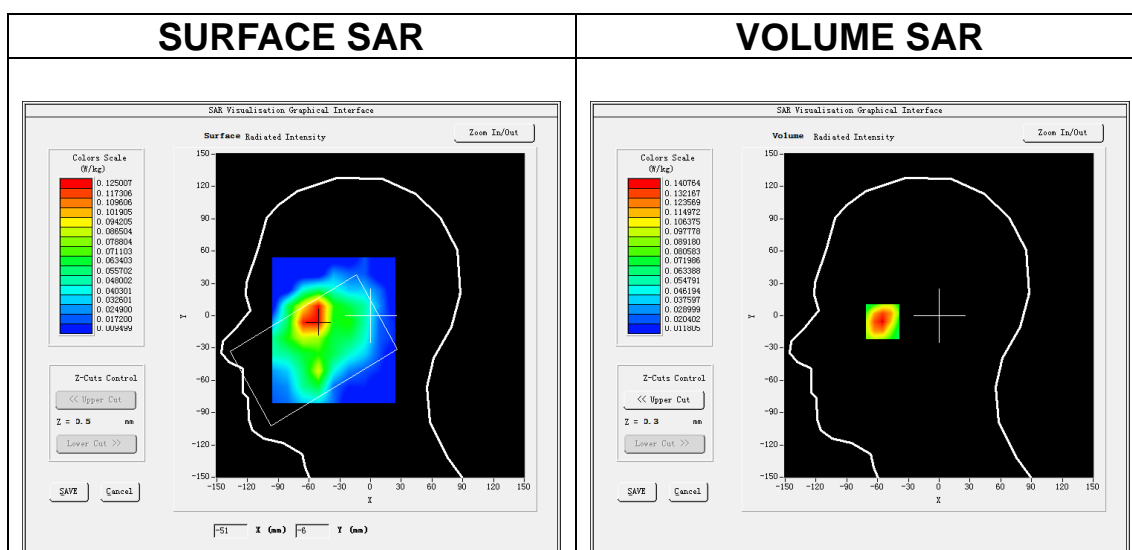
Date of measurement: 25/1/2022

## A. Experimental conditions.

|                        |                                    |
|------------------------|------------------------------------|
| <b>Area Scan</b>       | <u>dx=15mm dy=15mm, h= 5.00 mm</u> |
| <b>ZoomScan</b>        | <u>5x5x7, dx=8mm dy=8mm dz=5mm</u> |
| <b>Phantom</b>         | <u>Left head</u>                   |
| <b>Device Position</b> | <u>Cheek</u>                       |
| <b>Band</b>            | <u>Band2 WCDMA1900</u>             |
| <b>Channels</b>        | <u>Middle</u>                      |
| <b>Signal</b>          | <u>WCDMA (Crest factor: 1.0)</u>   |

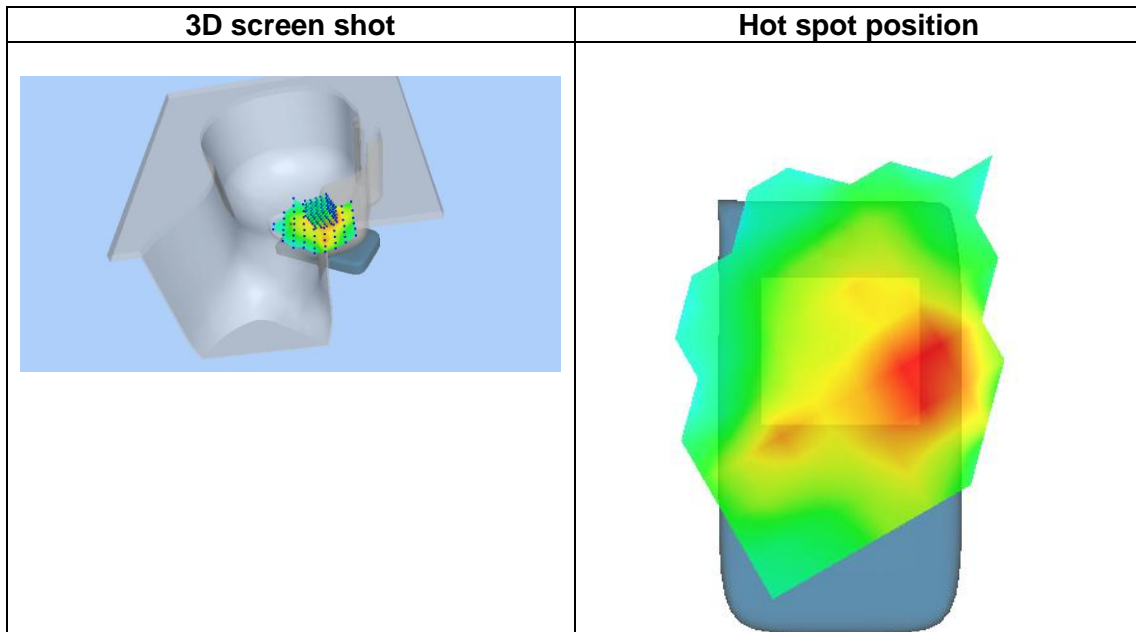
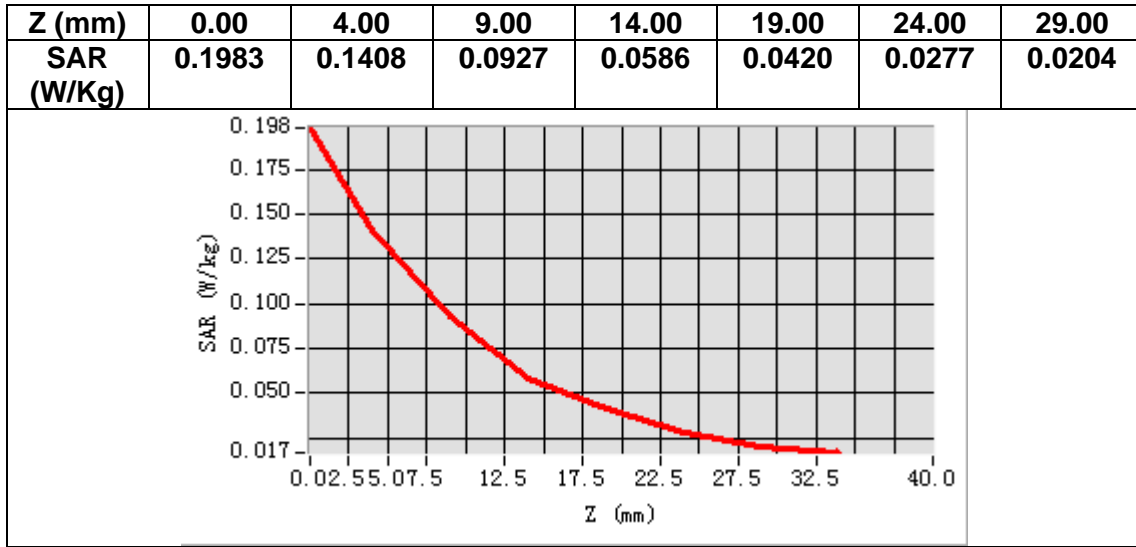
## B. SAR Measurement Results

|   |             |
|---|-------------|
| <b>Frequency (MHz)</b>                        | 1880.000000 |
| <b>Relative permittivity (real part)</b>      | 38.927872   |
| <b>Relative permittivity (imaginary part)</b> | 13.868348   |
| <b>Conductivity (S/m)</b>                     | 1.448472    |
| <b>Variation (%)</b>                          | -3.710000   |



**Maximum location: X=-55.00, Y=-2.00**  
**SAR Peak: 0.21 W/kg**

|                       |          |
|-----------------------|----------|
| <b>SAR 10g (W/Kg)</b> | 0.082583 |
| <b>SAR 1g (W/Kg)</b>  | 0.139385 |





# MEASUREMENT 6

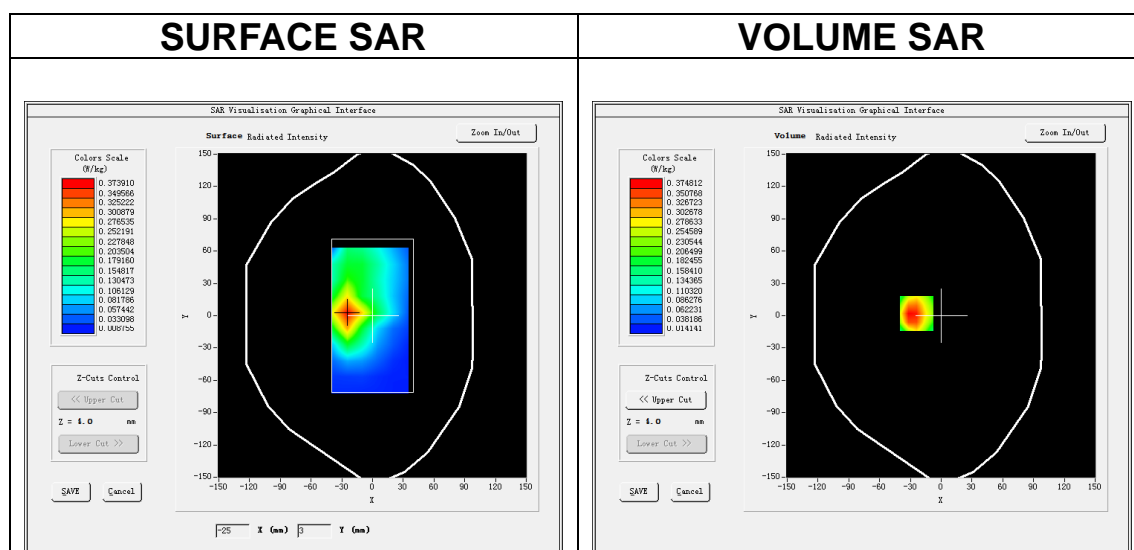
Date of measurement: 25/1/2022

## A. Experimental conditions.

|                        |                                    |
|------------------------|------------------------------------|
| <b>Area Scan</b>       | <u>dx=15mm dy=15mm, h= 5.00 mm</u> |
| <b>ZoomScan</b>        | <u>5x5x7, dx=8mm dy=8mm dz=5mm</u> |
| <b>Phantom</b>         | <u>Validation plane</u>            |
| <b>Device Position</b> | <u>Body</u>                        |
| <b>Band</b>            | <u>Band2 WCDMA1900</u>             |
| <b>Channels</b>        | <u>Middle</u>                      |
| <b>Signal</b>          | <u>WCDMA (Crest factor: 1.0)</u>   |

## B. SAR Measurement Results

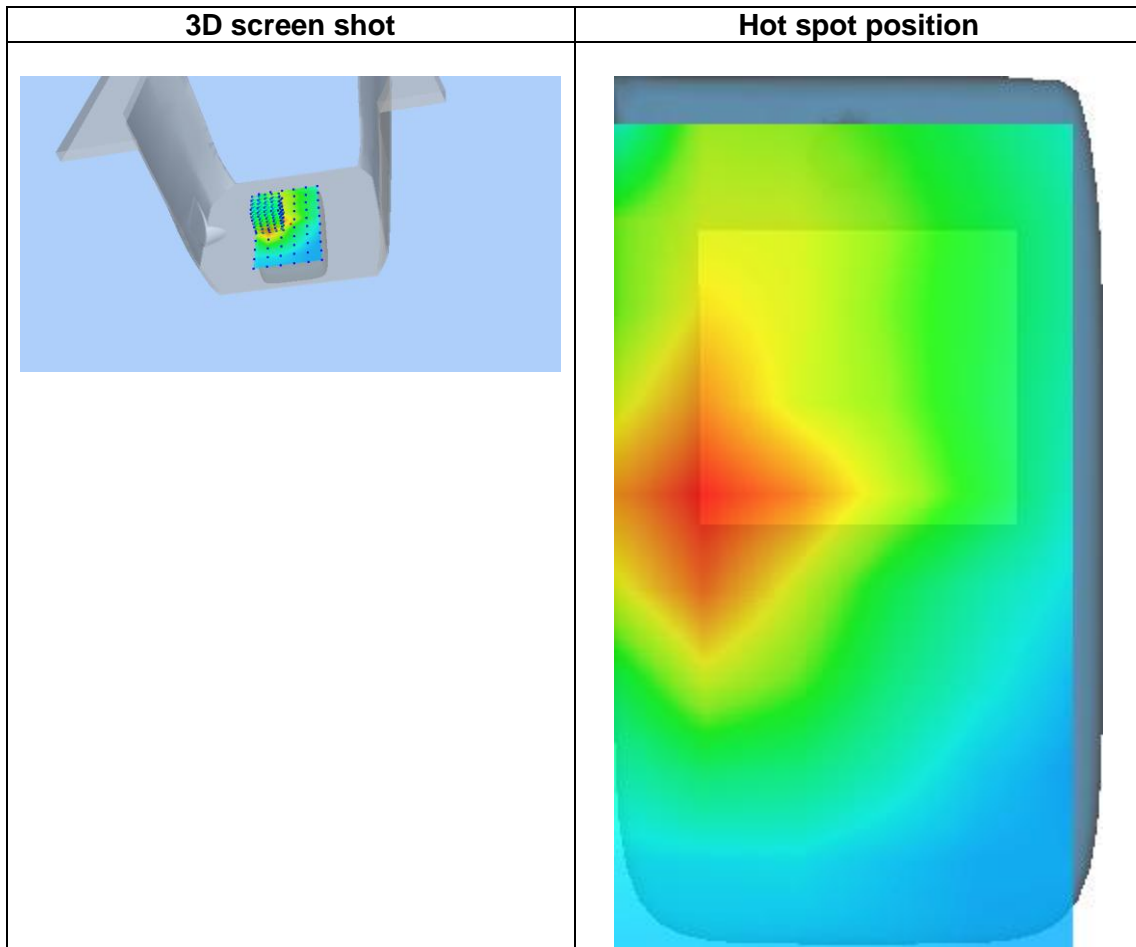
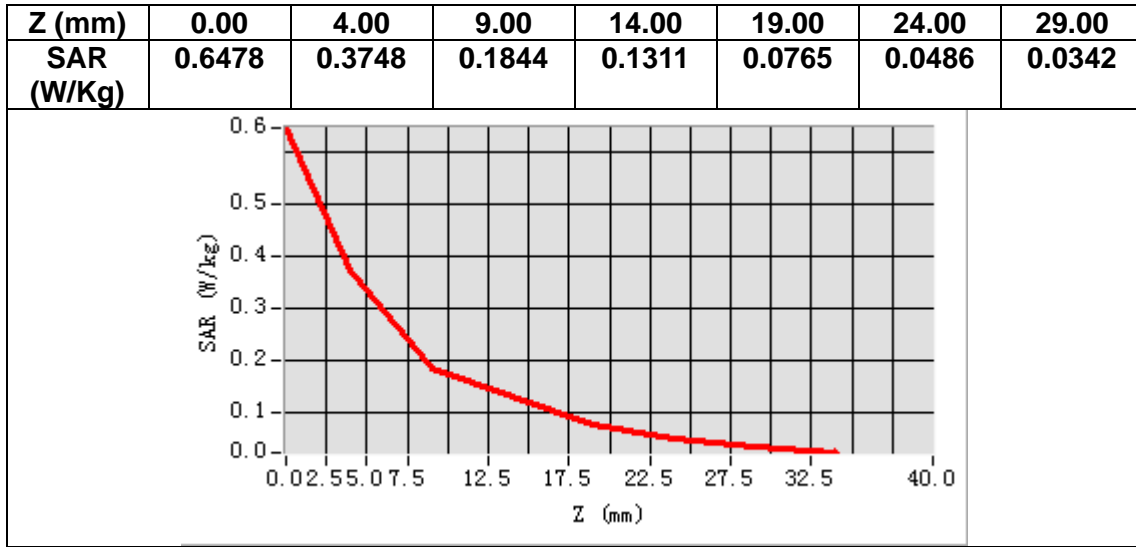
|   |             |
|---|-------------|
| <b>Frequency (MHz)</b>                        | 1880.000000 |
| <b>Relative permittivity (real part)</b>      | 38.927872   |
| <b>Relative permittivity (imaginary part)</b> | 13.868348   |
| <b>Conductivity (S/m)</b>                     | 1.448472    |
| <b>Variation (%)</b>                          | -1.460000   |



**Maximum location: X=-24.00, Y=2.00**

**SAR Peak: 0.60 W/kg**

|                       |          |
|-----------------------|----------|
| <b>SAR 10g (W/Kg)</b> | 0.206949 |
| <b>SAR 1g (W/Kg)</b>  | 0.377790 |



# MEASUREMENT 7

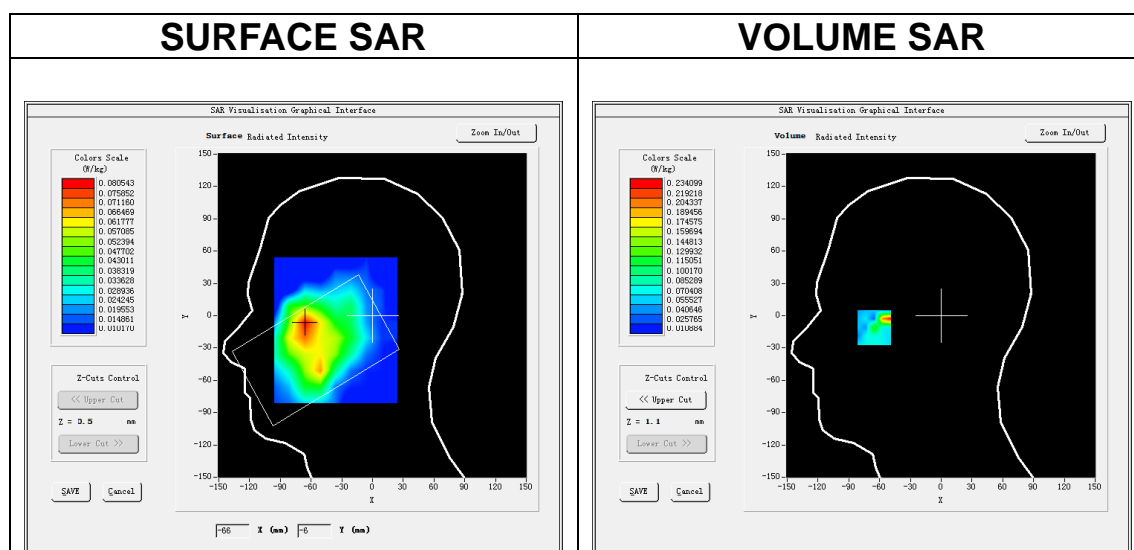
Date of measurement: 14/1/2022

## A. Experimental conditions.

|                        |                                    |
|------------------------|------------------------------------|
| <b>Area Scan</b>       | <u>dx=15mm dy=15mm, h= 5.00 mm</u> |
| <b>ZoomScan</b>        | <u>5x5x7, dx=8mm dy=8mm dz=5mm</u> |
| <b>Phantom</b>         | <u>Left head</u>                   |
| <b>Device Position</b> | <u>Cheek</u>                       |
| <b>Band</b>            | <u>Band4 WCDMA1700</u>             |
| <b>Channels</b>        | <u>Middle</u>                      |
| <b>Signal</b>          | <u>WCDMA (Crest factor: 1.0)</u>   |

## B. SAR Measurement Results

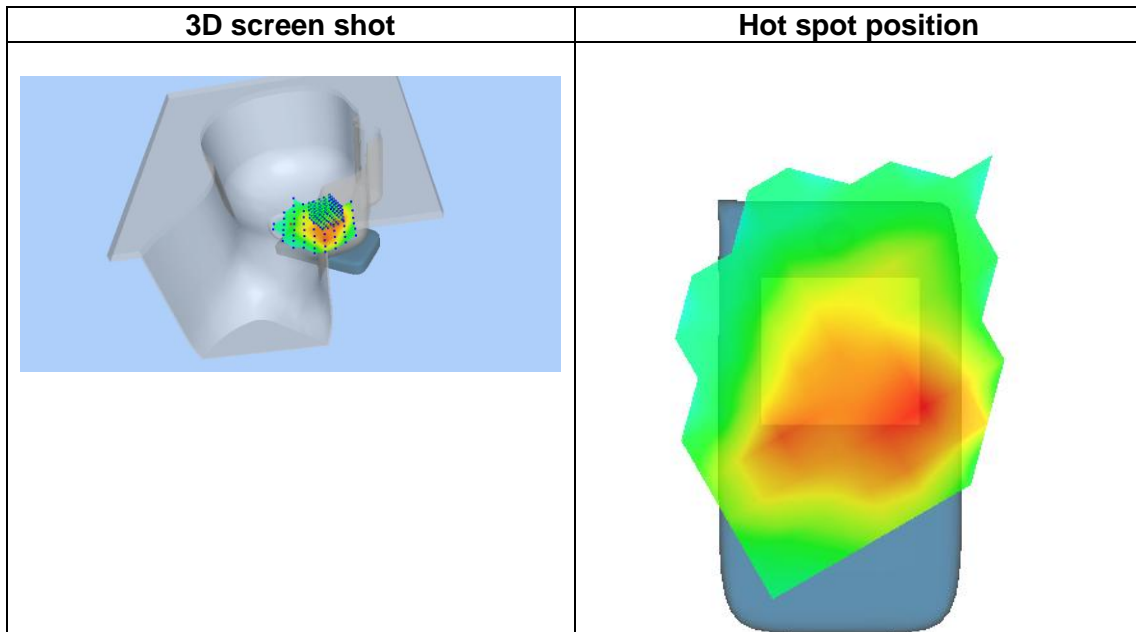
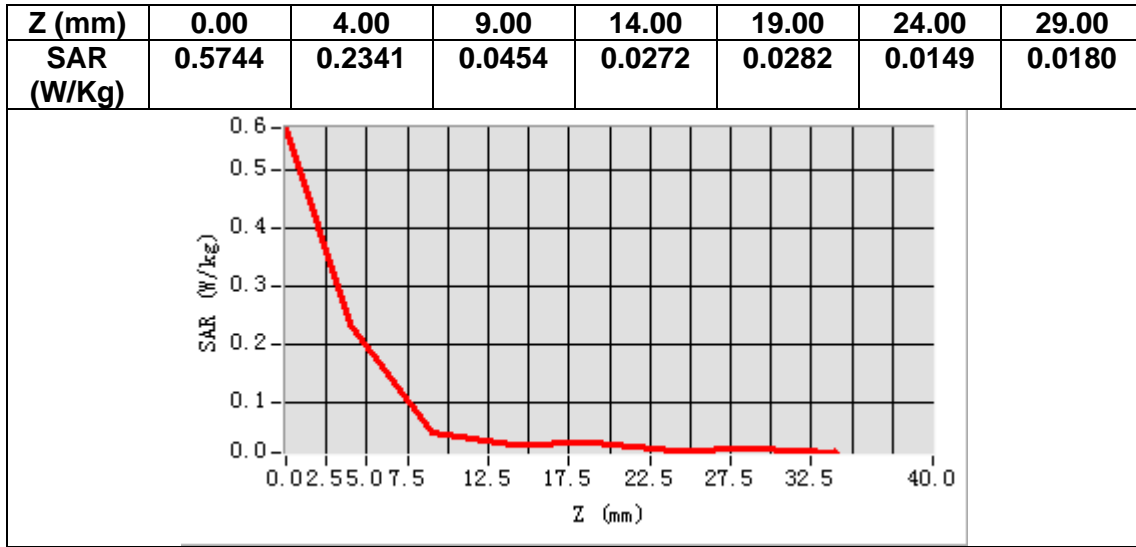
|   |             |
|---|-------------|
| <b>Frequency (MHz)</b>                        | 1732.600000 |
| <b>Relative permittivity (real part)</b>      | 39.824947   |
| <b>Relative permittivity (imaginary part)</b> | 13.911578   |
| <b>Conductivity (S/m)</b>                     | 1.338603    |
| <b>Variation (%)</b>                          | -2.160000   |



**Maximum location: X=-65.00, Y=-8.00**

**SAR Peak: 0.57 W/kg**

|                       |          |
|-----------------------|----------|
| <b>SAR 10g (W/Kg)</b> | 0.066821 |
| <b>SAR 1g (W/Kg)</b>  | 0.200203 |



# MEASUREMENT 8

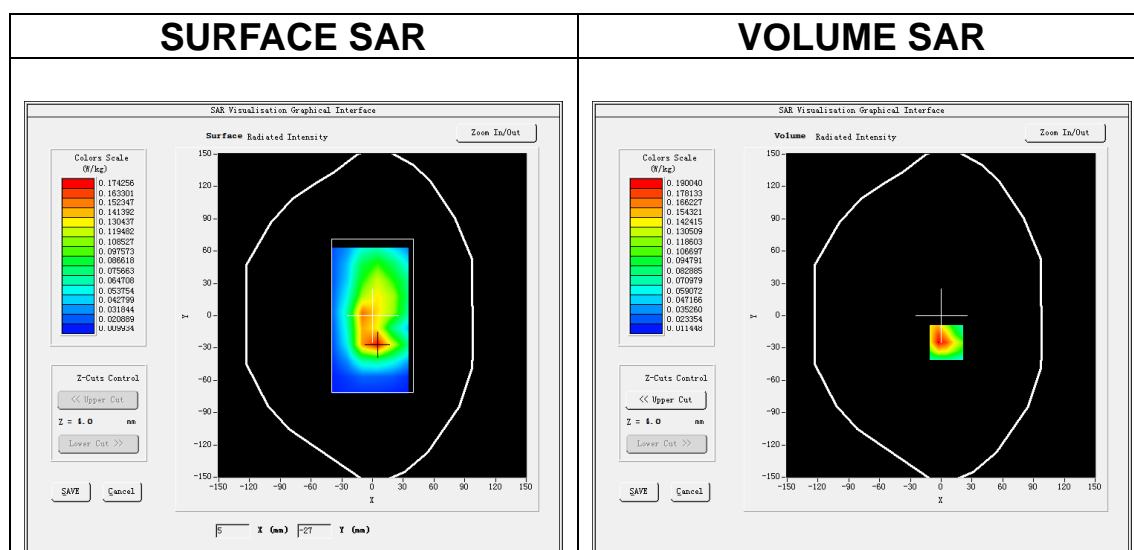
Date of measurement: 14/1/2022

## A. Experimental conditions.

|                        |                                    |
|------------------------|------------------------------------|
| <b>Area Scan</b>       | <u>dx=15mm dy=15mm, h= 5.00 mm</u> |
| <b>ZoomScan</b>        | <u>5x5x7, dx=8mm dy=8mm dz=5mm</u> |
| <b>Phantom</b>         | <u>Validation plane</u>            |
| <b>Device Position</b> | <u>Body</u>                        |
| <b>Band</b>            | <u>Band4 WCDMA1700</u>             |
| <b>Channels</b>        | <u>Middle</u>                      |
| <b>Signal</b>          | <u>WCDMA (Crest factor: 1.0)</u>   |

## B. SAR Measurement Results

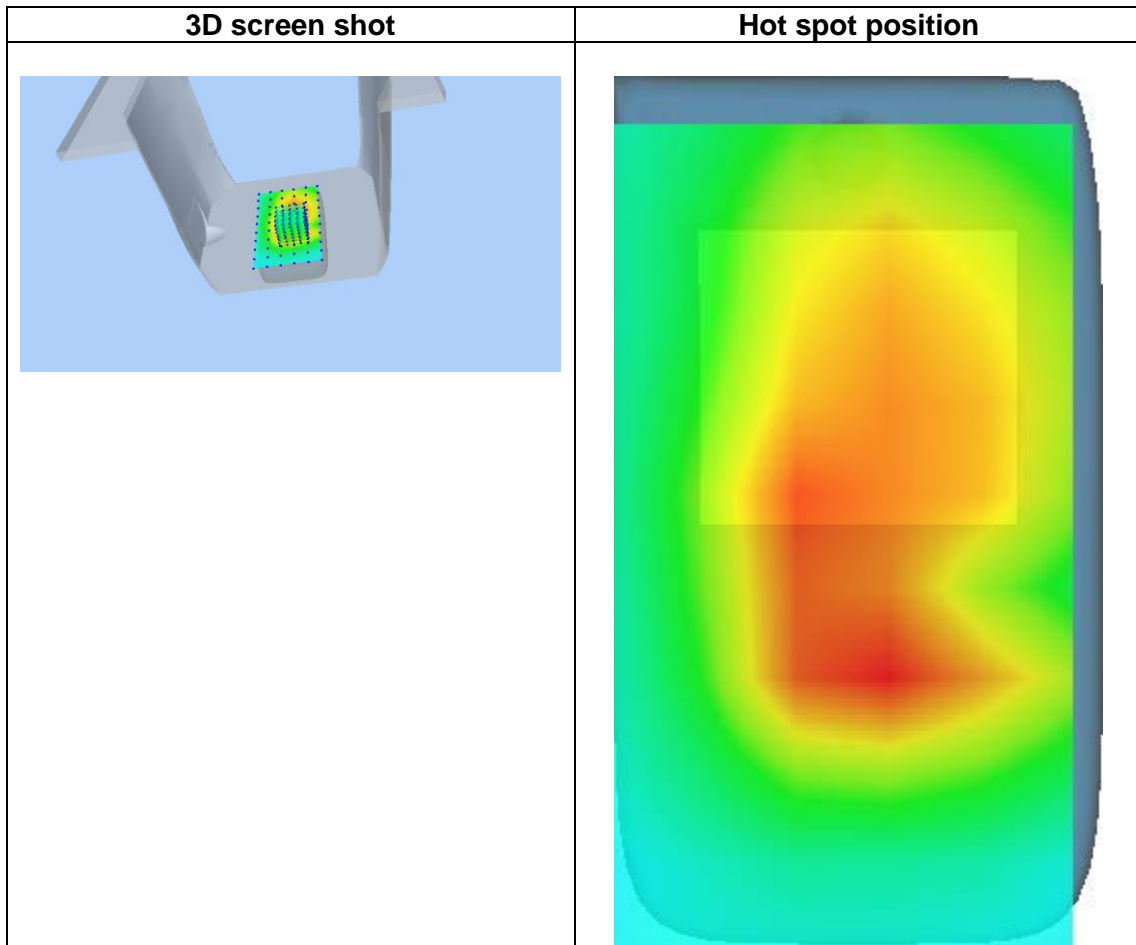
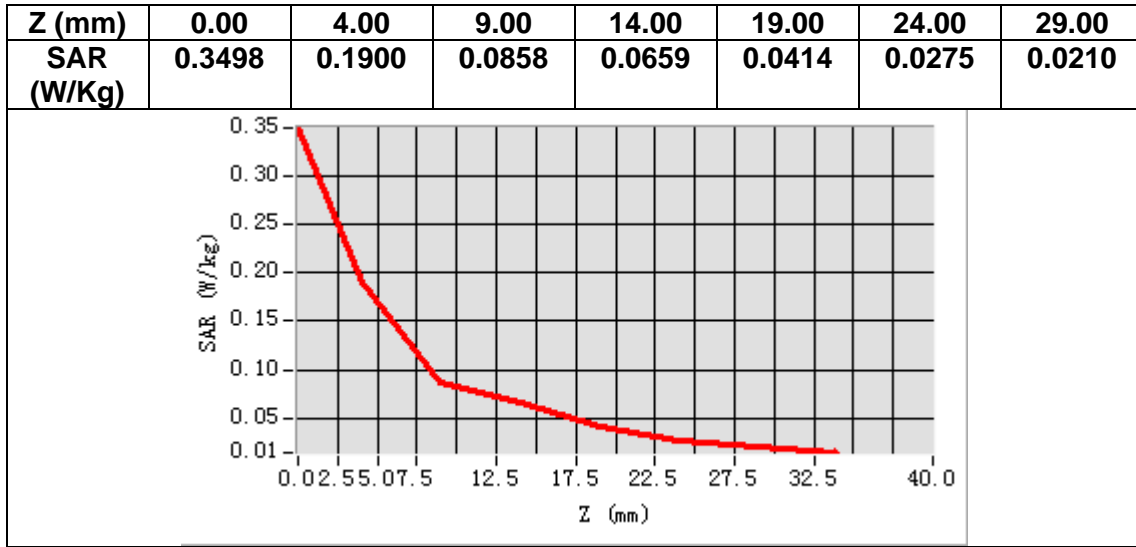
|   |             |
|---|-------------|
| <b>Frequency (MHz)</b>                        | 1732.600000 |
| <b>Relative permittivity (real part)</b>      | 39.824947   |
| <b>Relative permittivity (imaginary part)</b> | 13.911578   |
| <b>Conductivity (S/m)</b>                     | 1.338603    |
| <b>Variation (%)</b>                          | -2.430000   |



**Maximum location: X=5.00, Y=-25.00**

**SAR Peak: 0.31 W/kg**

|                       |          |
|-----------------------|----------|
| <b>SAR 10g (W/Kg)</b> | 0.101016 |
| <b>SAR 1g (W/Kg)</b>  | 0.183438 |



# MEASUREMENT 9

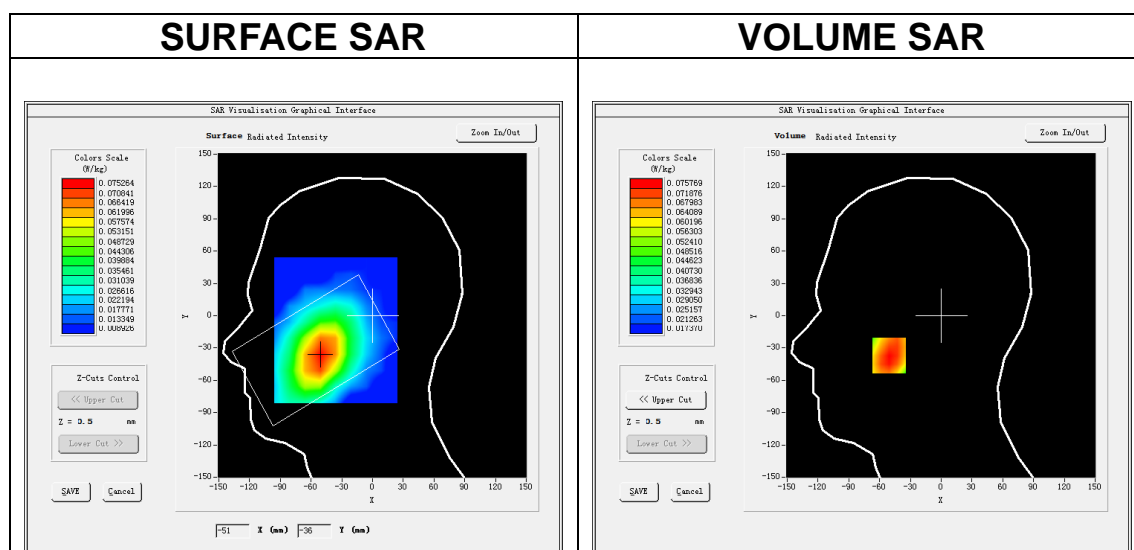
Date of measurement: 13/1/2022

## A. Experimental conditions.

|                        |                                    |
|------------------------|------------------------------------|
| <b>Area Scan</b>       | <u>dx=15mm dy=15mm, h= 5.00 mm</u> |
| <b>ZoomScan</b>        | <u>5x5x7,dx=8mm dy=8mm dz=5mm</u>  |
| <b>Phantom</b>         | <u>Left head</u>                   |
| <b>Device Position</b> | <u>Cheek</u>                       |
| <b>Band</b>            | <u>Band5_WCDMA850</u>              |
| <b>Channels</b>        | <u>Middle</u>                      |
| <b>Signal</b>          | <u>WCDMA (Crest factor: 1.0)</u>   |

## B. SAR Measurement Results

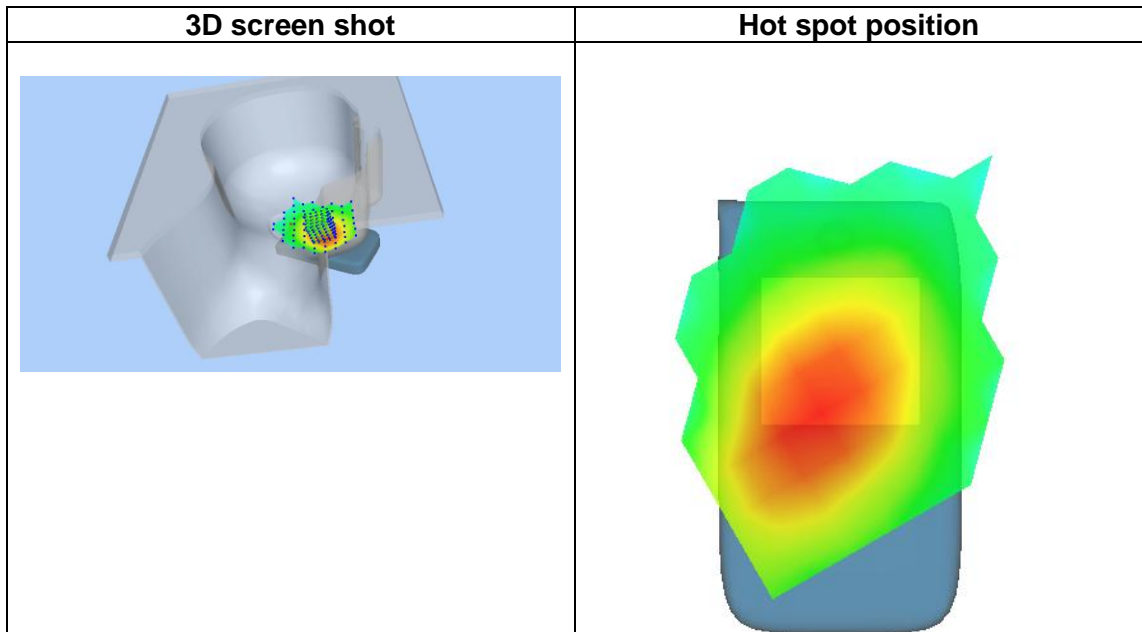
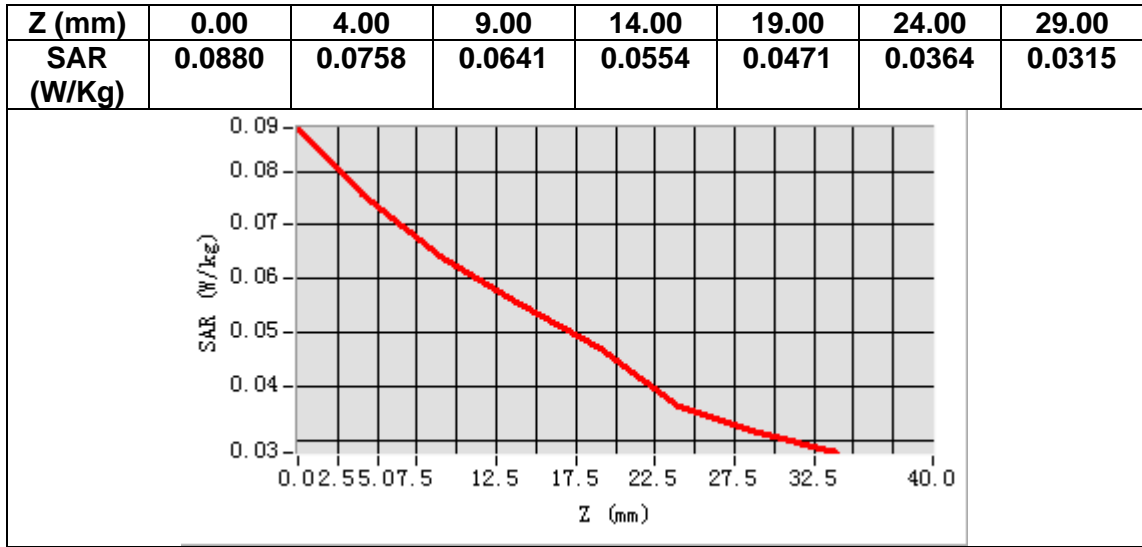
|   |            |
|---|------------|
| <b>Frequency (MHz)</b>                        | 836.400000 |
| <b>Relative permittivity (real part)</b>      | 42.694134  |
| <b>Relative permittivity (imaginary part)</b> | 19.952444  |
| <b>Conductivity (S/m)</b>                     | 0.927124   |
| <b>Variation (%)</b>                          | -3.650000  |



**Maximum location: X=-51.00, Y=-37.00**

**SAR Peak: 0.09 W/kg**

|                       |          |
|-----------------------|----------|
| <b>SAR 10g (W/Kg)</b> | 0.059439 |
| <b>SAR 1g (W/Kg)</b>  | 0.075602 |





# MEASUREMENT 10

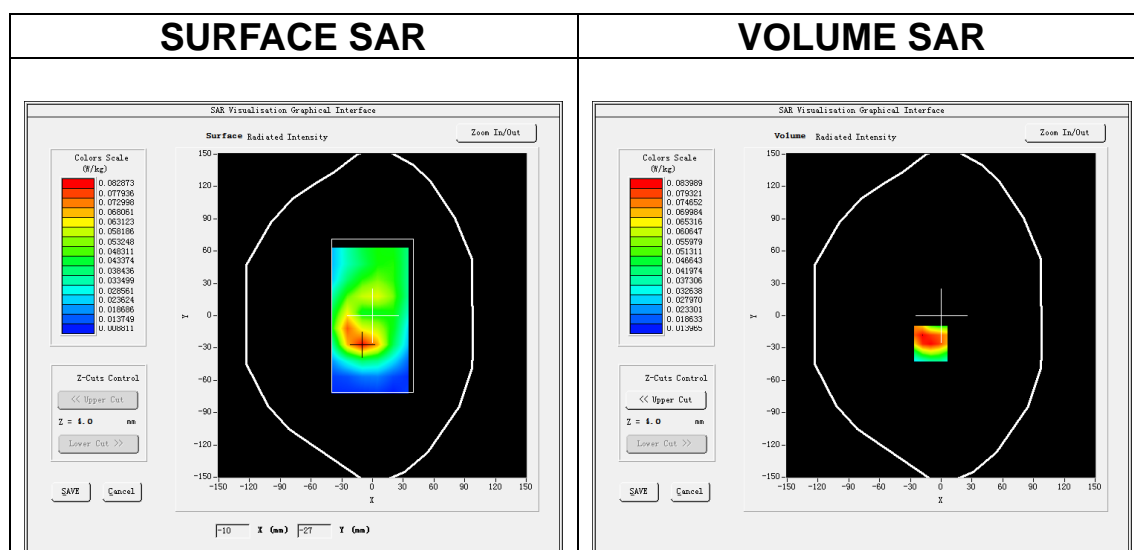
Date of measurement: 13/1/2022

## A. Experimental conditions.

|                        |                                    |
|------------------------|------------------------------------|
| <b>Area Scan</b>       | <u>dx=15mm dy=15mm, h= 5.00 mm</u> |
| <b>ZoomScan</b>        | <u>5x5x7, dx=8mm dy=8mm dz=5mm</u> |
| <b>Phantom</b>         | <u>Validation plane</u>            |
| <b>Device Position</b> | <u>Body</u>                        |
| <b>Band</b>            | <u>Band5_WCDMA850</u>              |
| <b>Channels</b>        | <u>Middle</u>                      |
| <b>Signal</b>          | <u>WCDMA (Crest factor: 1.0)</u>   |

## B. SAR Measurement Results

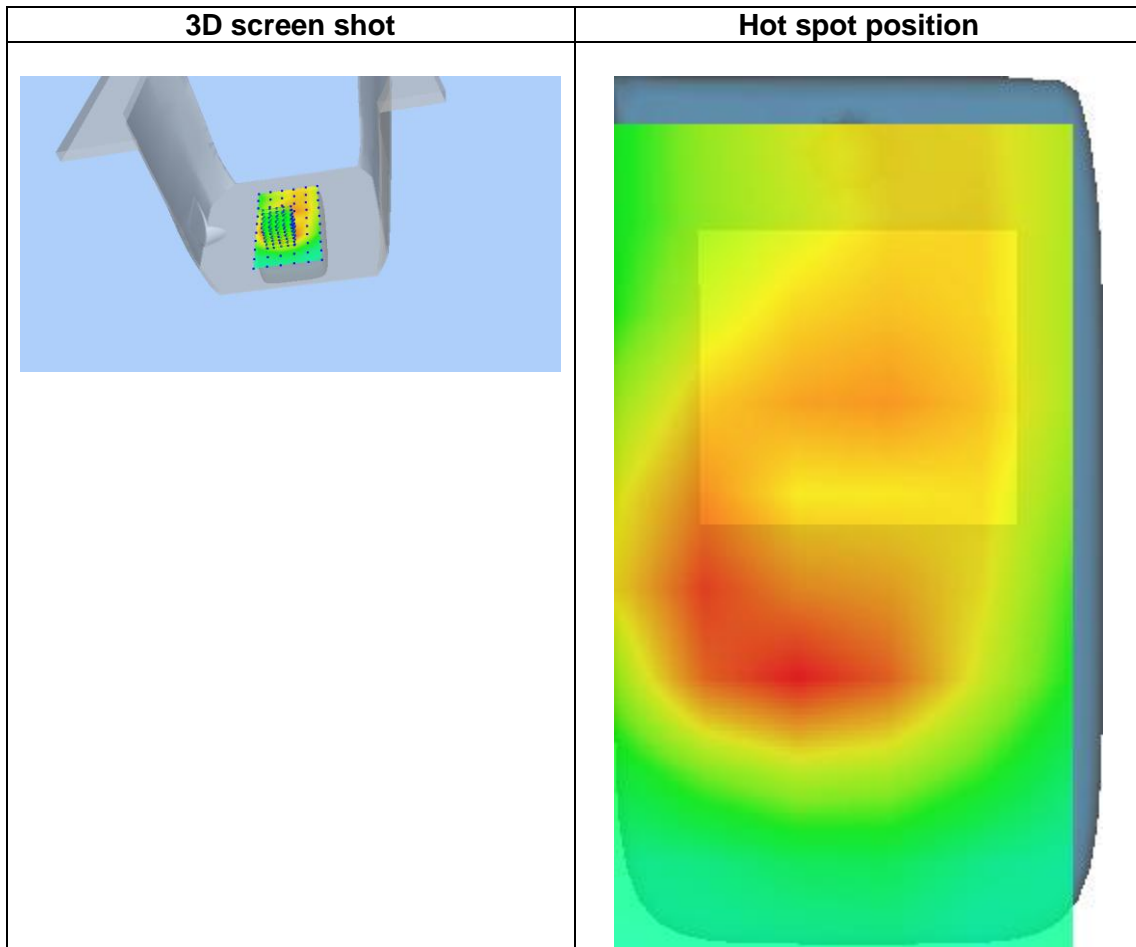
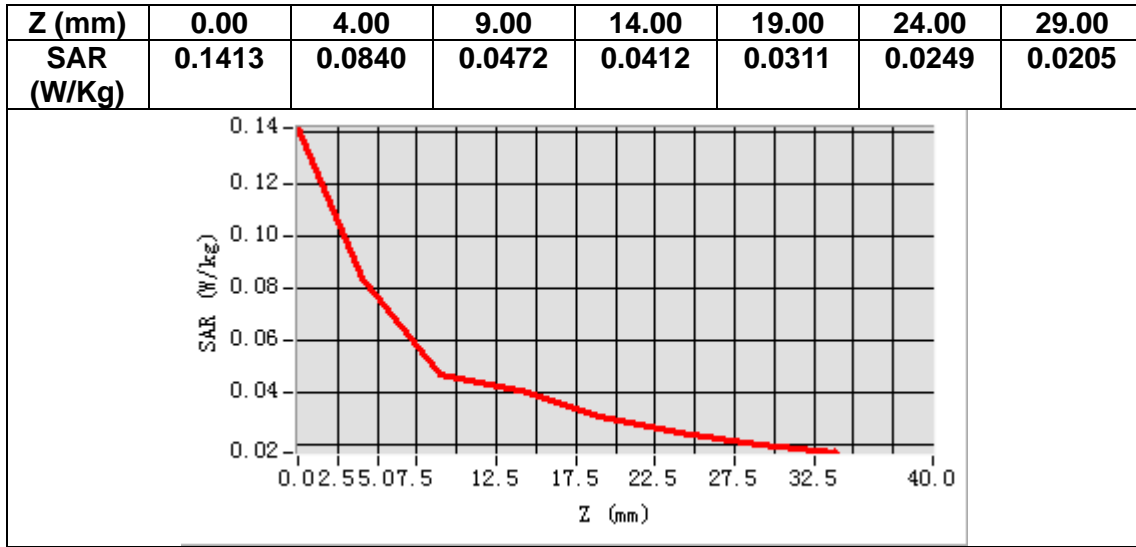
|   |            |
|---|------------|
| <b>Frequency (MHz)</b>                        | 836.400000 |
| <b>Relative permittivity (real part)</b>      | 42.694134  |
| <b>Relative permittivity (imaginary part)</b> | 19.952444  |
| <b>Conductivity (S/m)</b>                     | 0.927124   |
| <b>Variation (%)</b>                          | -1.350000  |



**Maximum location: X=-10.00, Y=-26.00**

**SAR Peak: 0.12 W/kg**

|                       |          |
|-----------------------|----------|
| <b>SAR 10g (W/Kg)</b> | 0.055199 |
| <b>SAR 1g (W/Kg)</b>  | 0.084447 |



# MEASUREMENT 11

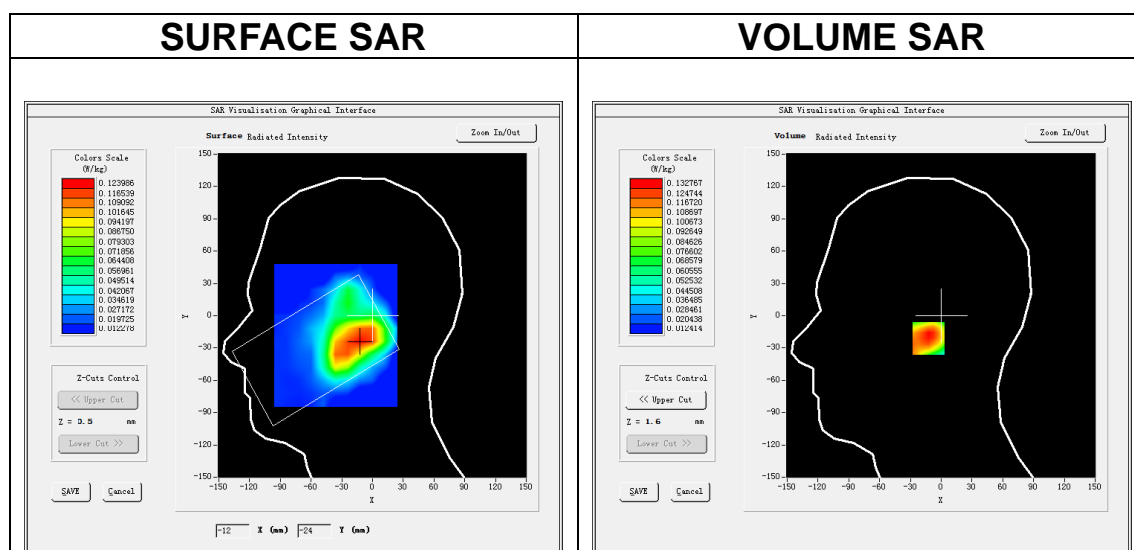
Date of measurement: 19/1/2022

## A. Experimental conditions.

|                        |  |
|------------------------|--|
| <b>Area Scan</b>       | <u>dx=12mm dy=12mm, h= 5.00 mm</u>     |
| <b>ZoomScan</b>        | <u>7x7x7,dx=5mm dy=5mm dz=5mm</u>      |
| <b>Phantom</b>         | <u>Left head</u>                       |
| <b>Device Position</b> | <u>Cheek</u>                           |
| <b>Band</b>            | <u>IEEE 802.11b ISM</u>                |
| <b>Channels</b>        | <u>Middle</u>                          |
| <b>Signal</b>          | <u>IEEE802.11b (Crest factor: 1.0)</u> |

## B. SAR Measurement Results

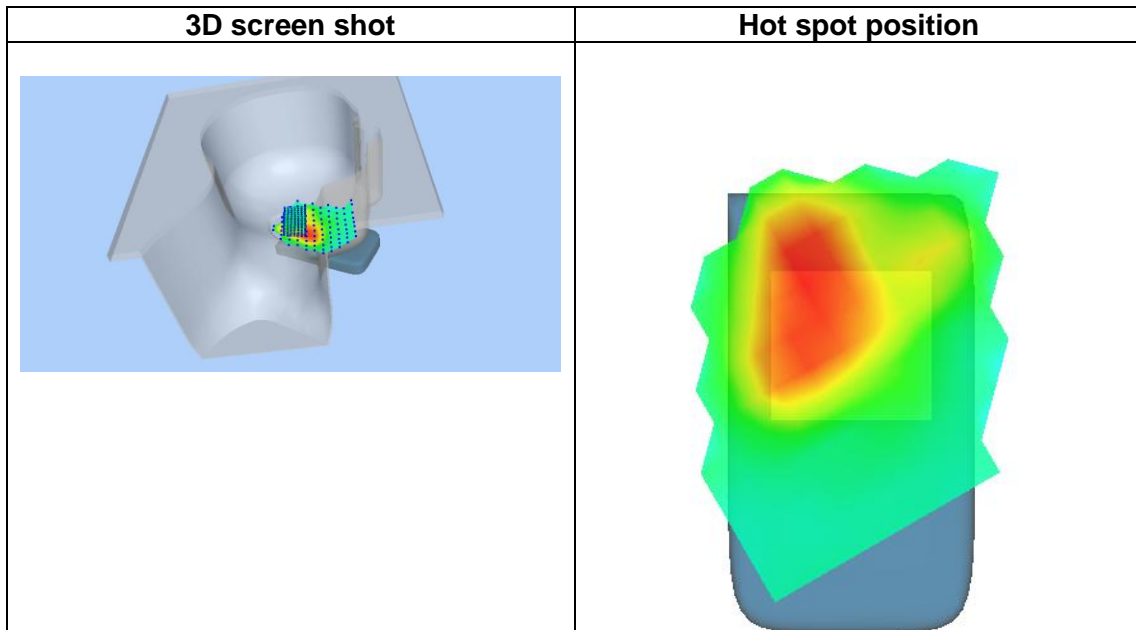
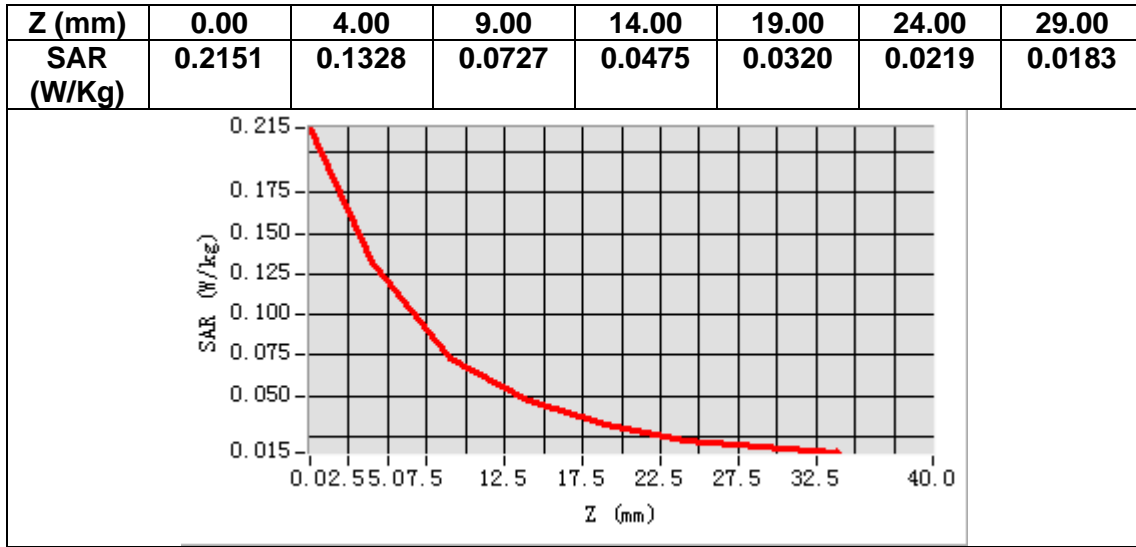
|   |             |
|---|-------------|
| <b>Frequency (MHz)</b>                        | 2437.000000 |
| <b>Relative permittivity (real part)</b>      | 39.252377   |
| <b>Relative permittivity (imaginary part)</b> | 13.469904   |
| <b>Conductivity (S/m)</b>                     | 1.823675    |
| <b>Variation (%)</b>                          | -1.170000   |



**Maximum location: X=-7.00, Y=-21.00**

**SAR Peak: 0.21 W/kg**

|                       |          |
|-----------------------|----------|
| <b>SAR 10g (W/Kg)</b> | 0.075054 |
| <b>SAR 1g (W/Kg)</b>  | 0.127936 |



# MEASUREMENT 12

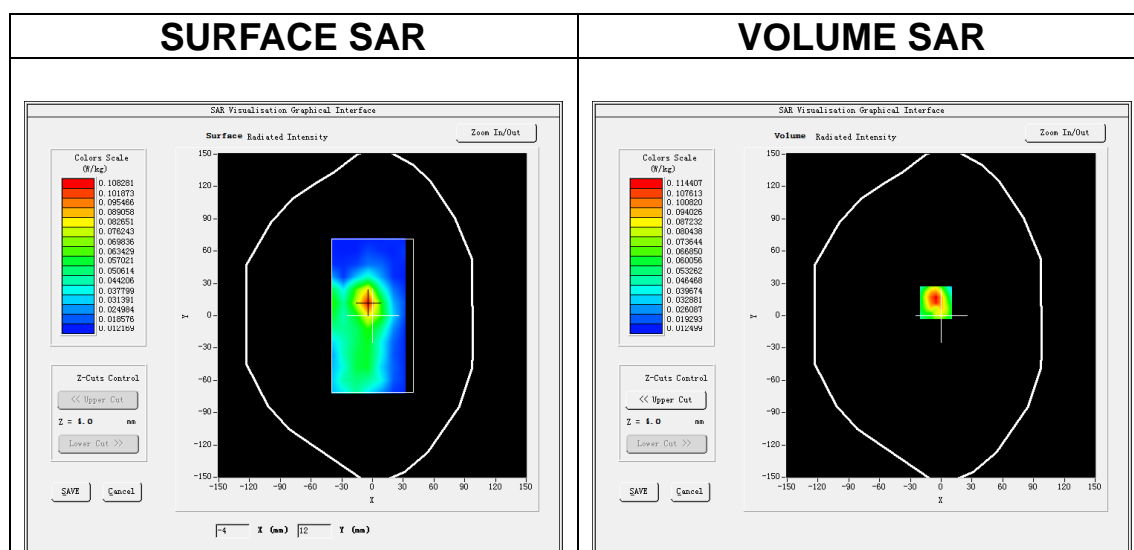
Date of measurement: 19/1/2022

## A. Experimental conditions.

|                        |  |
|------------------------|--|
| <b>Area Scan</b>       | <u>dx=12mm dy=12mm, h= 5.00 mm</u>     |
| <b>ZoomScan</b>        | <u>7x7x7, dx=5mm dy=5mm dz=5mm</u>     |
| <b>Phantom</b>         | <u>Validation plane</u>                |
| <b>Device Position</b> | <u>Body</u>                            |
| <b>Band</b>            | <u>IEEE 802.11b ISM</u>                |
| <b>Channels</b>        | <u>Middle</u>                          |
| <b>Signal</b>          | <u>IEEE802.11b (Crest factor: 1.0)</u> |

## B. SAR Measurement Results

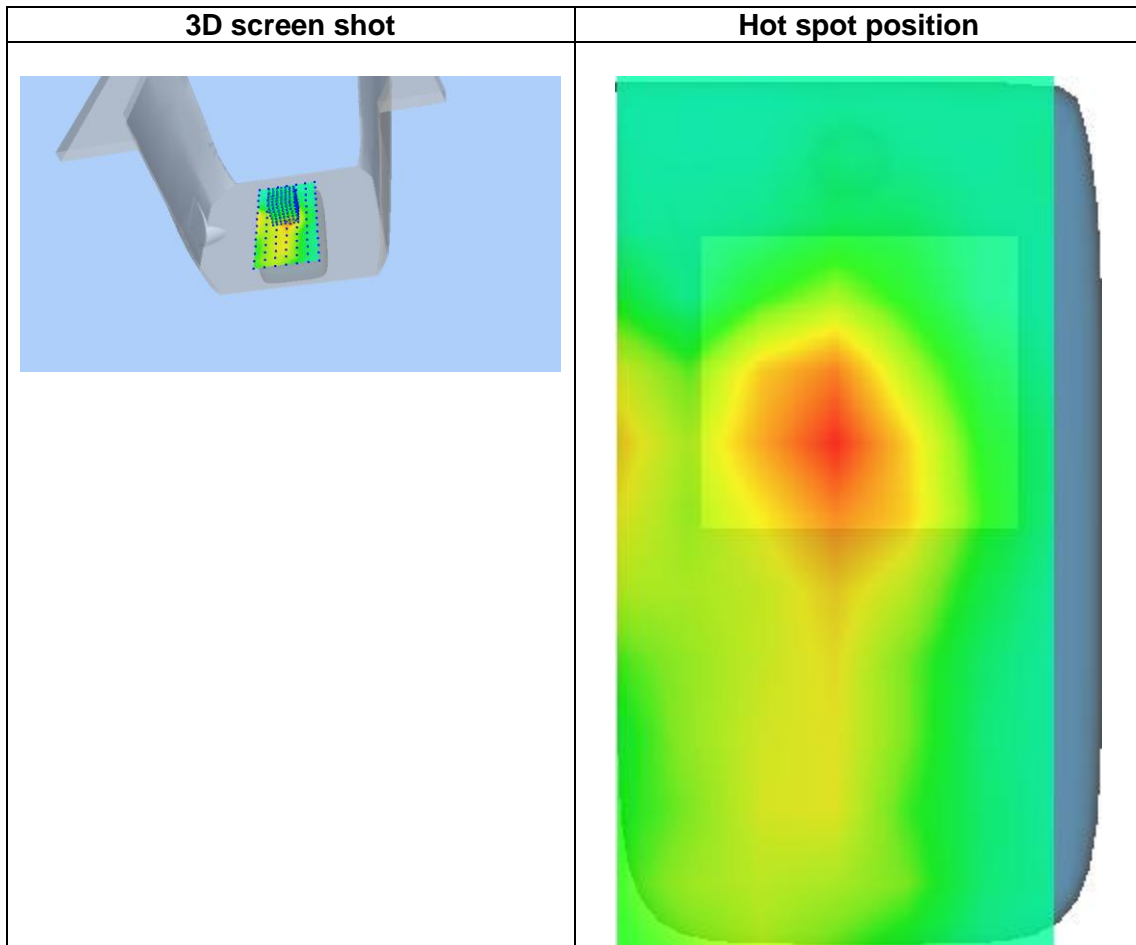
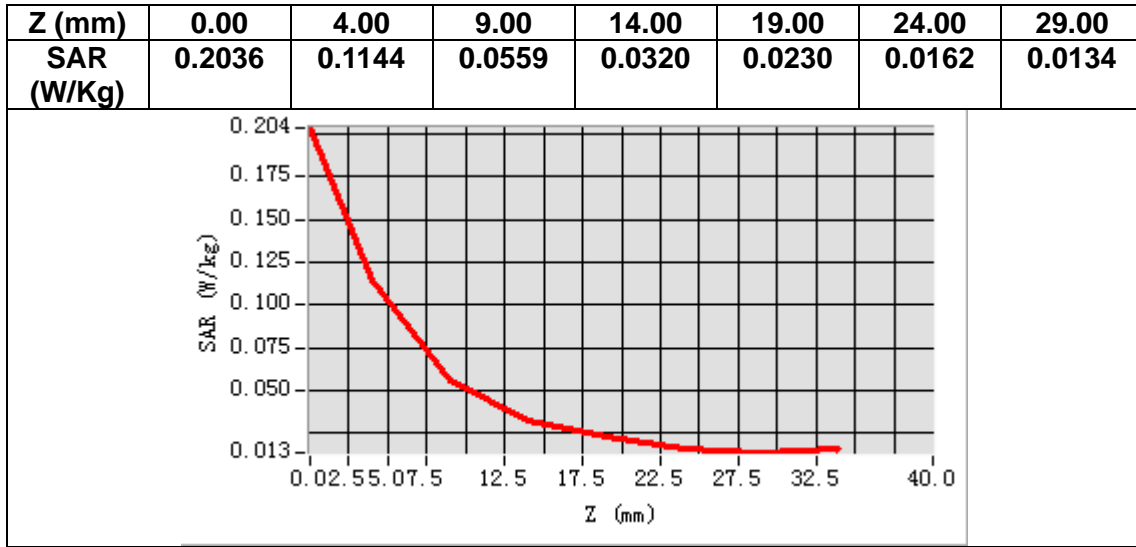
|   |             |
|---|-------------|
| <b>Frequency (MHz)</b>                        | 2437.000000 |
| <b>Relative permittivity (real part)</b>      | 39.252377   |
| <b>Relative permittivity (imaginary part)</b> | 13.469904   |
| <b>Conductivity (S/m)</b>                     | 1.823675    |
| <b>Variation (%)</b>                          | -4.420000   |



**Maximum location: X=-5.00, Y=12.00**

**SAR Peak: 0.19 W/kg**

|                       |          |
|-----------------------|----------|
| <b>SAR 10g (W/Kg)</b> | 0.055897 |
| <b>SAR 1g (W/Kg)</b>  | 0.105318 |



# MEASUREMENT 13

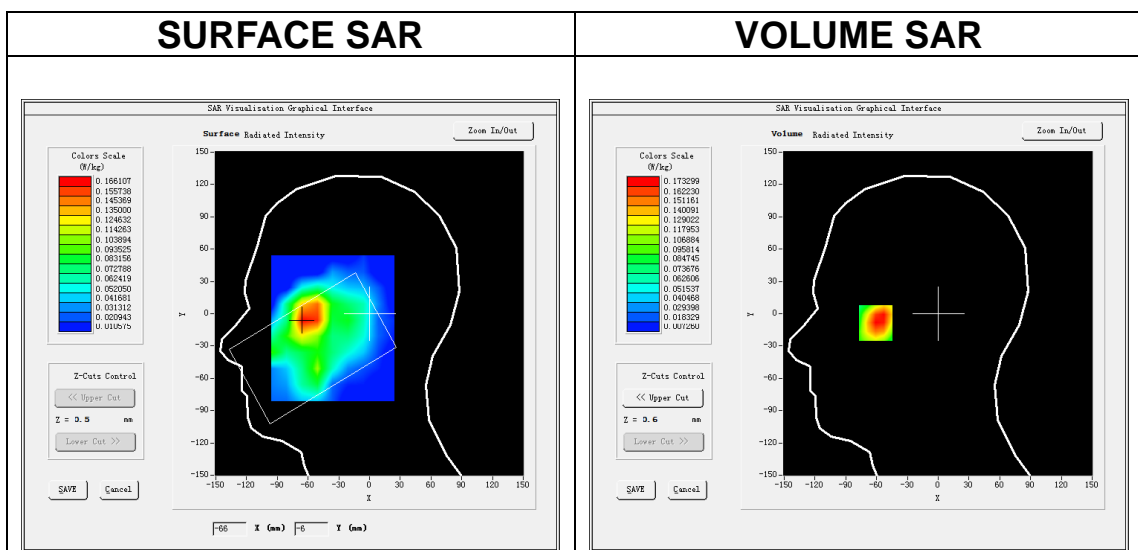
Date of measurement: 25/1/2022

## A. Experimental conditions.

|                        |                                    |
|------------------------|------------------------------------|
| <b>Area Scan</b>       | <u>dx=15mm dy=15mm, h= 5.00 mm</u> |
| <b>ZoomScan</b>        | <u>5x5x7,dx=8mm dy=8mm dz=5mm</u>  |
| <b>Phantom</b>         | <u>Left head</u>                   |
| <b>Device Position</b> | <u>Cheek</u>                       |
| <b>Band</b>            | <u>LTE band 2</u>                  |
| <b>Channels</b>        | <u>Middle</u>                      |
| <b>Signal</b>          | <u>LTE (Crest factor: 1.0)</u>     |

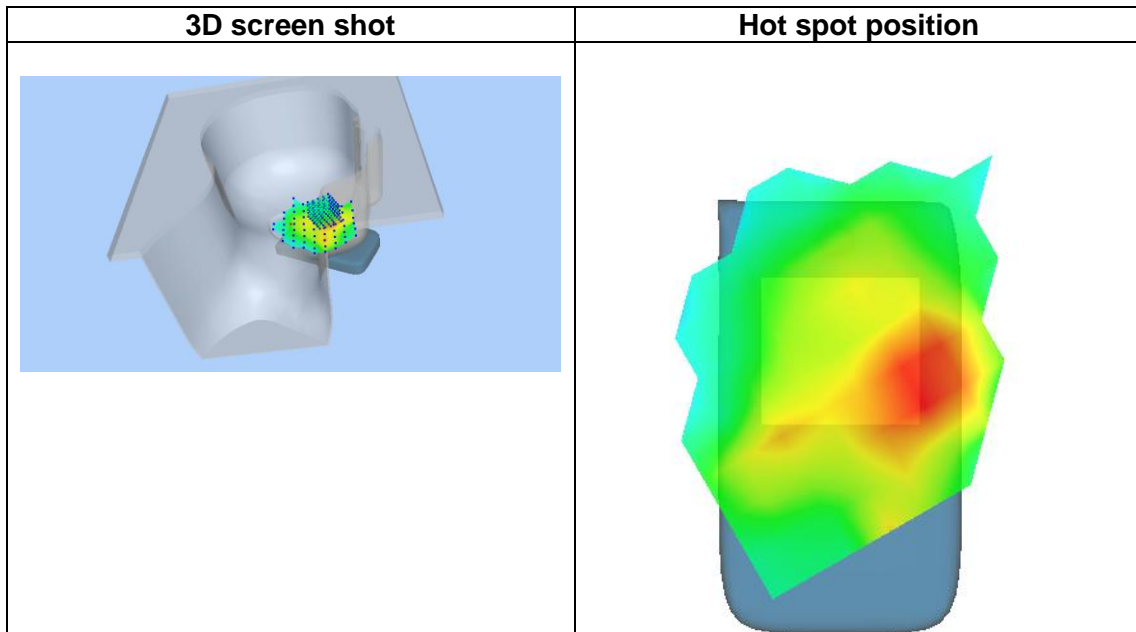
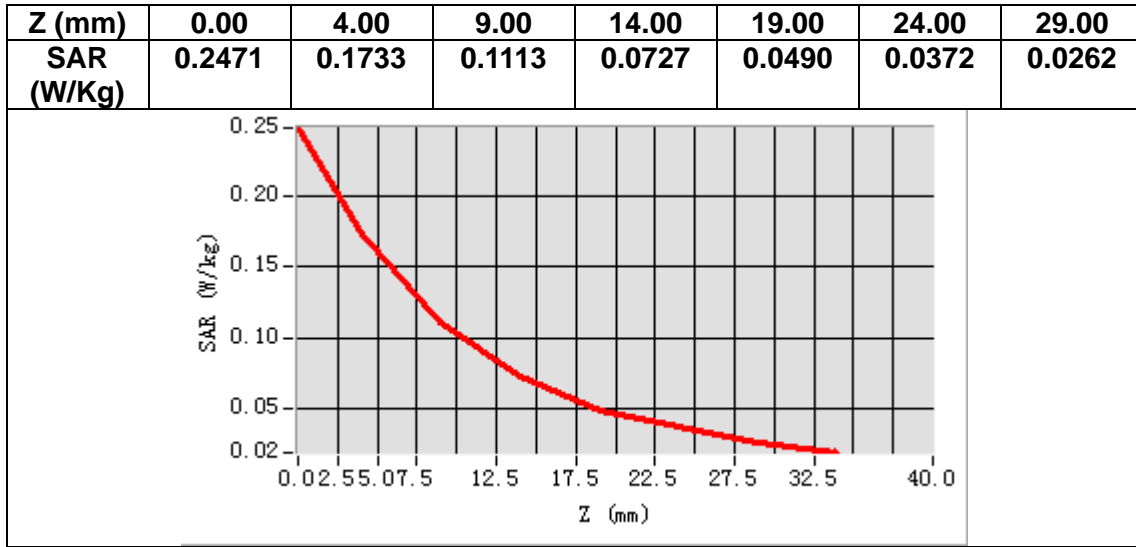
## B. SAR Measurement Results

|   |             |
|---|-------------|
| <b>Frequency (MHz)</b>                        | 1880.000000 |
| <b>Relative permittivity (real part)</b>      | 38.927872   |
| <b>Relative permittivity (imaginary part)</b> | 13.868348   |
| <b>Conductivity (S/m)</b>                     | 1.448472    |
| <b>Variation (%)</b>                          | -0.290000   |



**Maximum location: X=-61.00, Y=-5.00**  
**SAR Peak: 0.26 W/kg**

|                       |          |
|-----------------------|----------|
| <b>SAR 10g (W/Kg)</b> | 0.102674 |
| <b>SAR 1g (W/Kg)</b>  | 0.174275 |





# MEASUREMENT 14

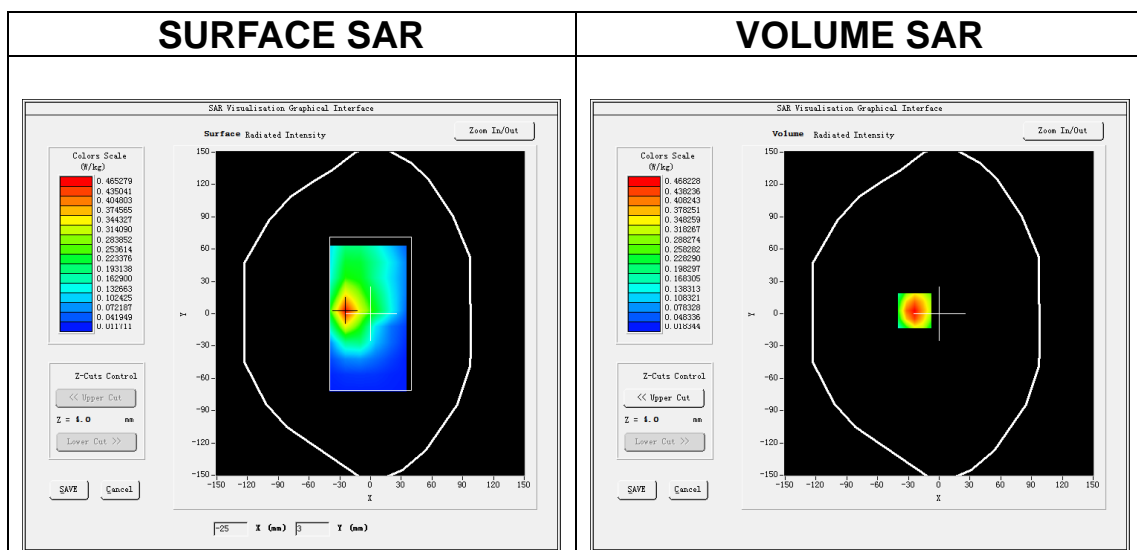
Date of measurement: 25/1/2022

## A. Experimental conditions.

|                        |                                    |
|------------------------|------------------------------------|
| <b>Area Scan</b>       | <u>dx=15mm dy=15mm, h= 5.00 mm</u> |
| <b>ZoomScan</b>        | <u>5x5x7, dx=8mm dy=8mm dz=5mm</u> |
| <b>Phantom</b>         | <u>Validation plane</u>            |
| <b>Device Position</b> | <u>Body</u>                        |
| <b>Band</b>            | <u>LTE band 2</u>                  |
| <b>Channels</b>        | <u>Middle</u>                      |
| <b>Signal</b>          | <u>LTE (Crest factor: 1.0)</u>     |

## B. SAR Measurement Results

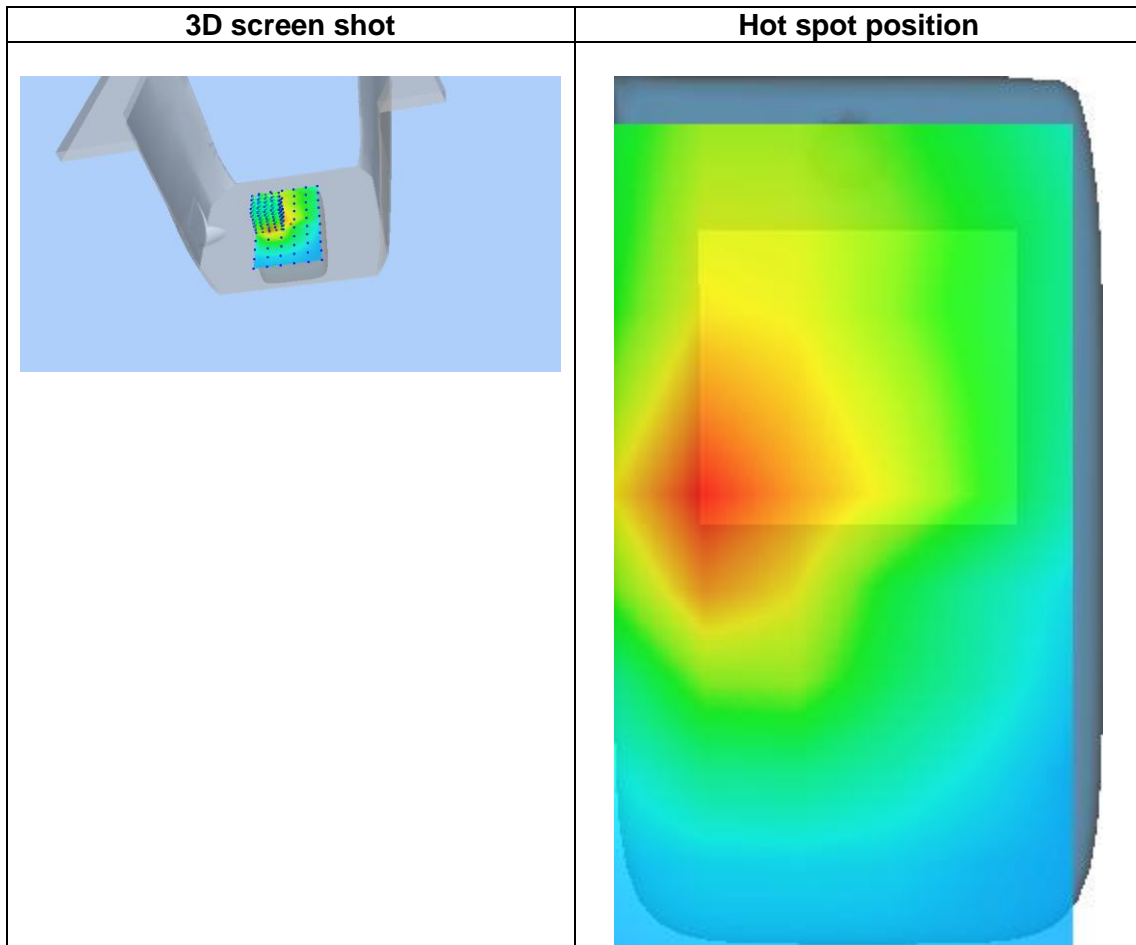
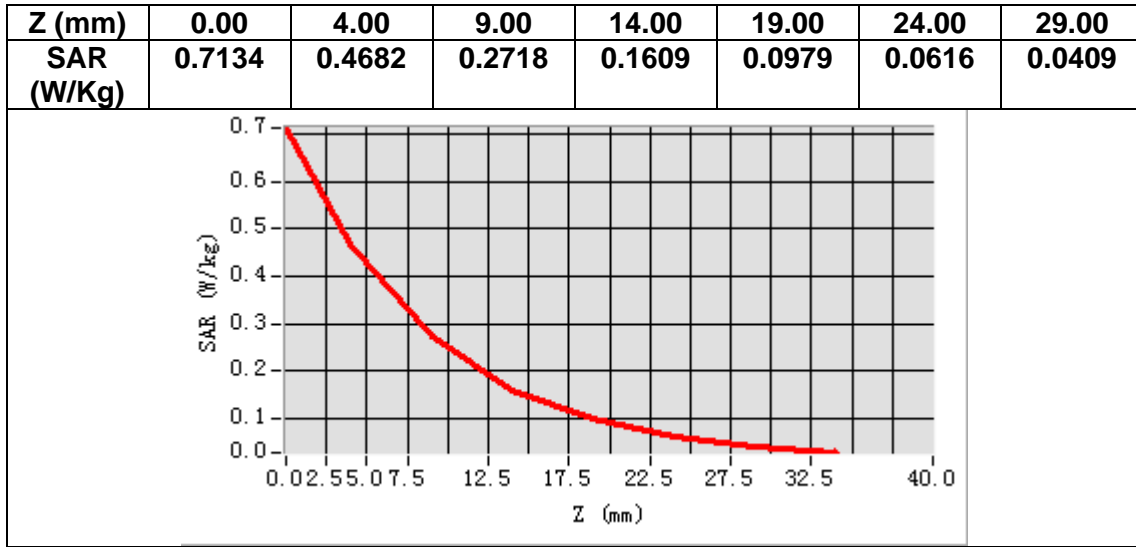
|   |             |
|---|-------------|
| <b>Frequency (MHz)</b>                        | 1880.000000 |
| <b>Relative permittivity (real part)</b>      | 38.927872   |
| <b>Relative permittivity (imaginary part)</b> | 13.868348   |
| <b>Conductivity (S/m)</b>                     | 1.448472    |
| <b>Variation (%)</b>                          | 0.340000    |



**Maximum location: X=-24.00, Y=3.00**

**SAR Peak: 0.74 W/kg**

|                       |          |
|-----------------------|----------|
| <b>SAR 10g (W/Kg)</b> | 0.254187 |
| <b>SAR 1g (W/Kg)</b>  | 0.462079 |



# MEASUREMENT 15

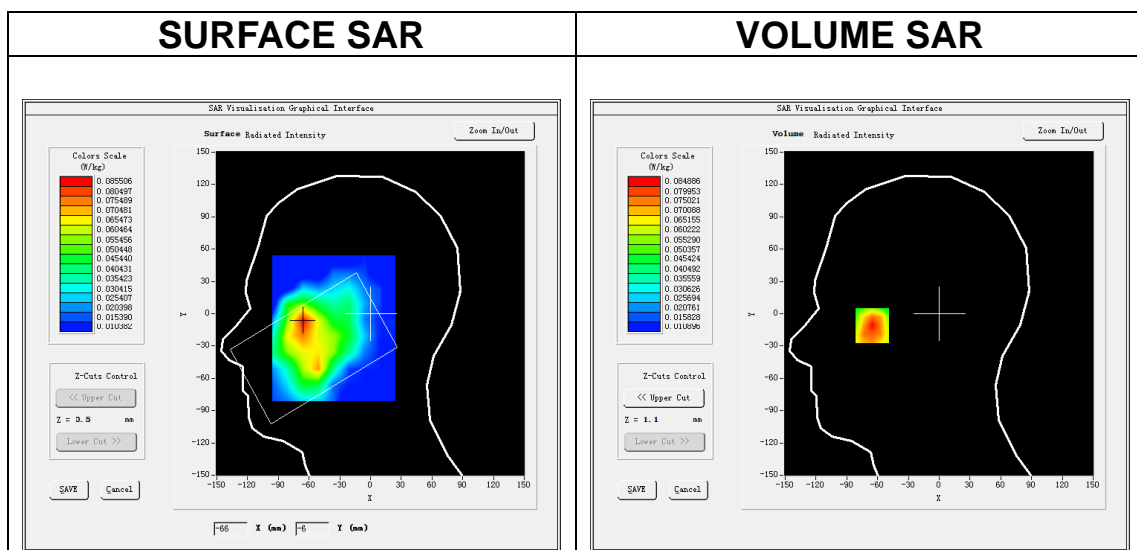
Date of measurement: 14/1/2022

## A. Experimental conditions.

|                        |                                    |
|------------------------|------------------------------------|
| <b>Area Scan</b>       | <u>dx=15mm dy=15mm, h= 5.00 mm</u> |
| <b>ZoomScan</b>        | <u>5x5x7, dx=8mm dy=8mm dz=5mm</u> |
| <b>Phantom</b>         | <u>Left head</u>                   |
| <b>Device Position</b> | <u>Cheek</u>                       |
| <b>Band</b>            | <u>LTE band 4</u>                  |
| <b>Channels</b>        | <u>Middle</u>                      |
| <b>Signal</b>          | <u>LTE (Crest factor: 1.0)</u>     |

## B. SAR Measurement Results

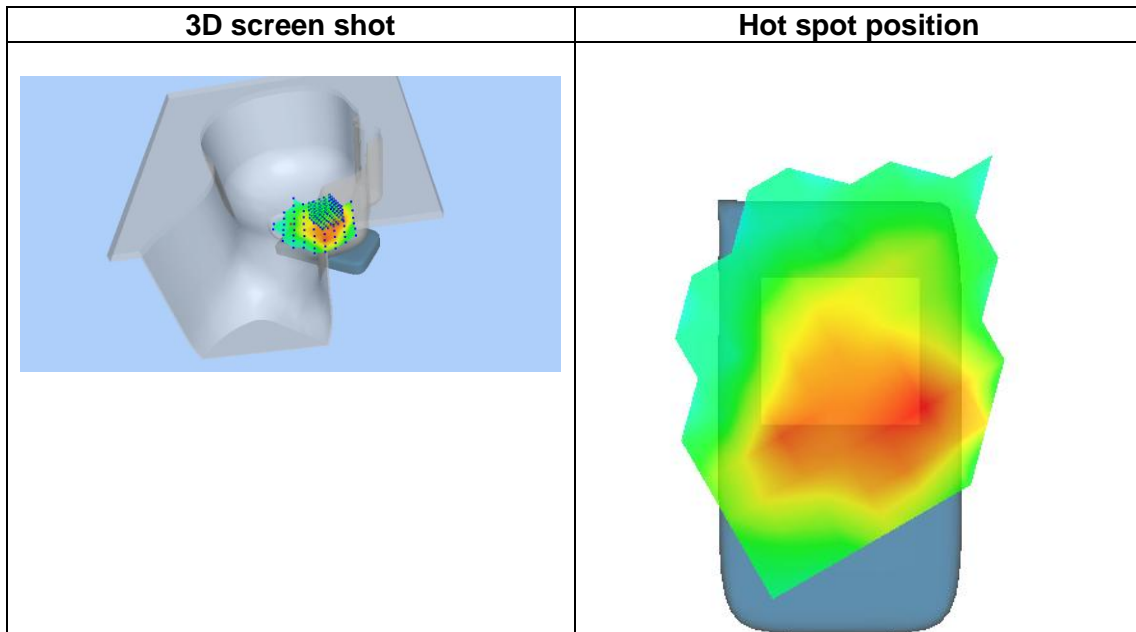
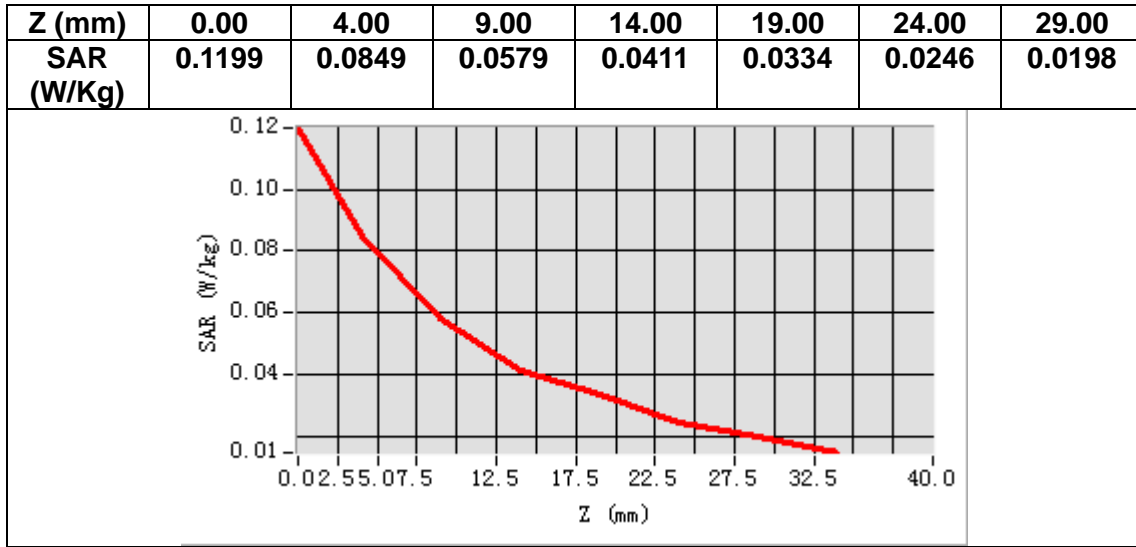
|   |             |
|---|-------------|
| <b>Frequency (MHz)</b>                        | 1732.500000 |
| <b>Relative permittivity (real part)</b>      | 39.832848   |
| <b>Relative permittivity (imaginary part)</b> | 13.896428   |
| <b>Conductivity (S/m)</b>                     | 1.337531    |
| <b>Variation (%)</b>                          | -4.440000   |



Maximum location: X=-65.00, Y=-8.00

SAR Peak: 0.12 W/kg

|                       |          |
|-----------------------|----------|
| <b>SAR 10g (W/Kg)</b> | 0.054856 |
| <b>SAR 1g (W/Kg)</b>  | 0.081733 |



# MEASUREMENT 16

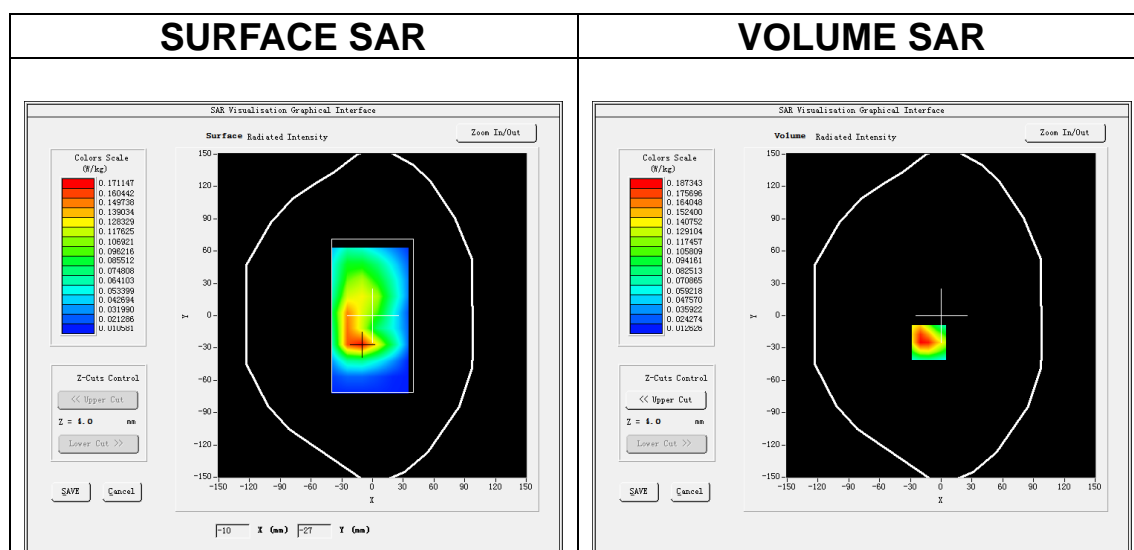
Date of measurement: 14/1/2022

## A. Experimental conditions.

|                        |                                    |
|------------------------|------------------------------------|
| <b>Area Scan</b>       | <u>dx=15mm dy=15mm, h= 5.00 mm</u> |
| <b>ZoomScan</b>        | <u>5x5x7, dx=8mm dy=8mm dz=5mm</u> |
| <b>Phantom</b>         | <u>Validation plane</u>            |
| <b>Device Position</b> | <u>Body</u>                        |
| <b>Band</b>            | <u>LTE band 4</u>                  |
| <b>Channels</b>        | <u>Middle</u>                      |
| <b>Signal</b>          | <u>LTE (Crest factor: 1.0)</u>     |

## B. SAR Measurement Results

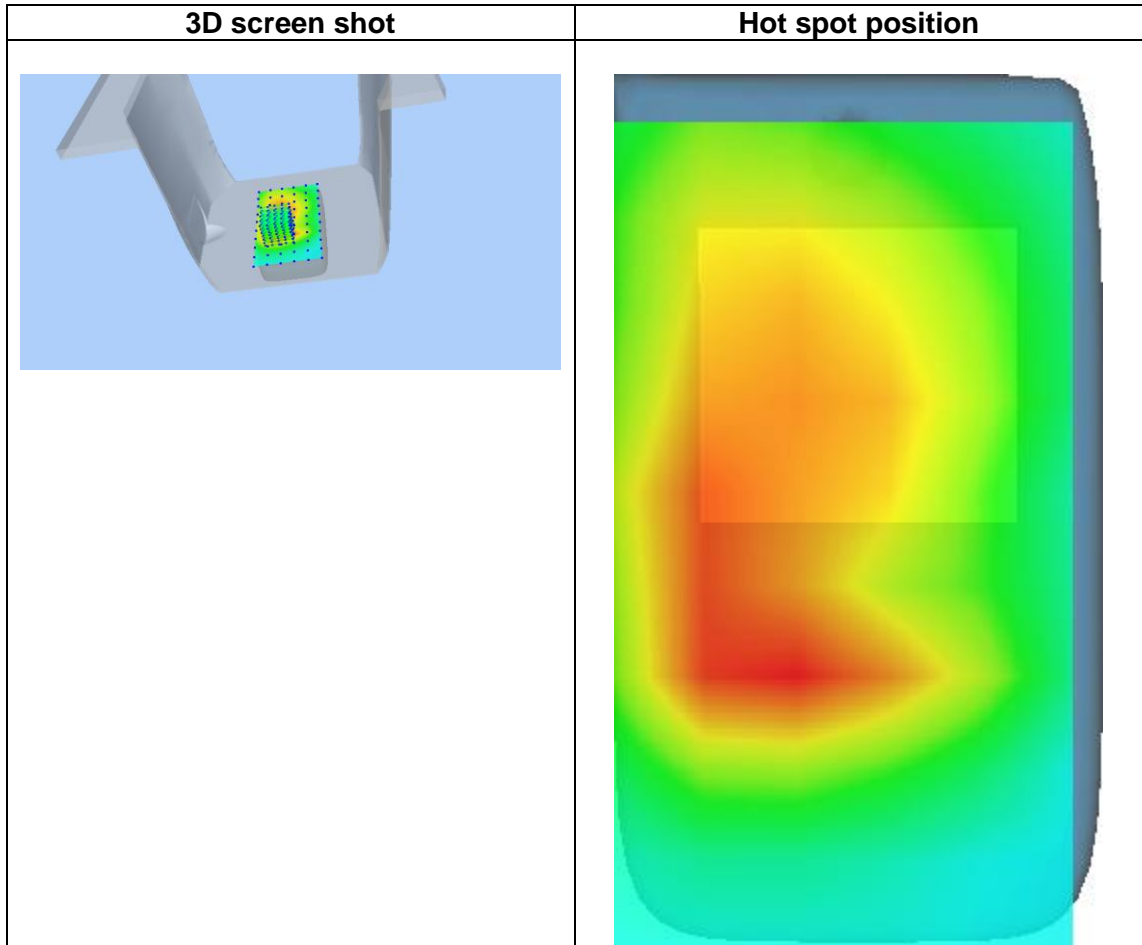
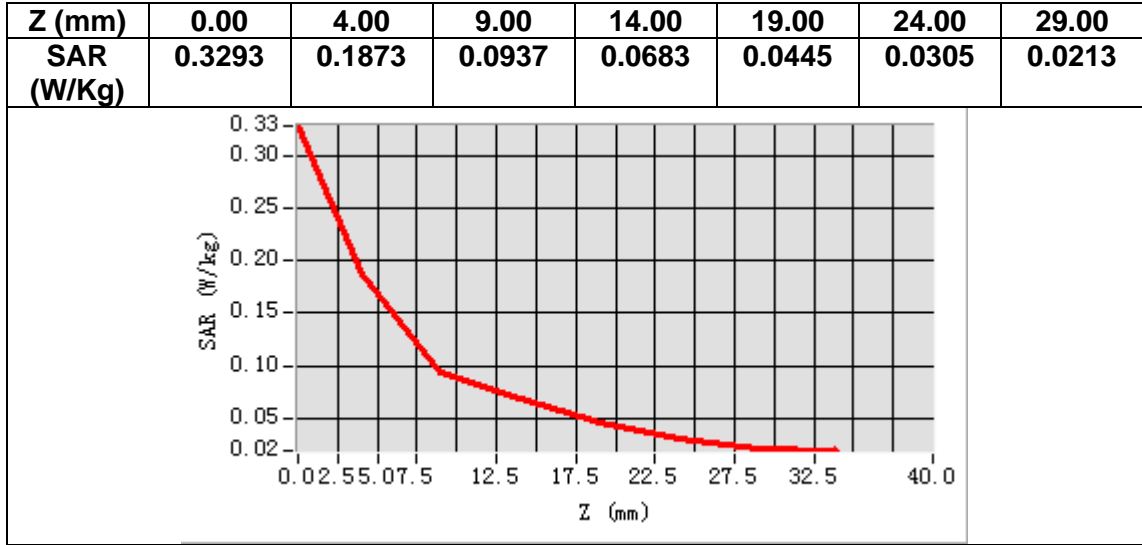
|   |             |
|---|-------------|
| <b>Frequency (MHz)</b>                        | 1732.500000 |
| <b>Relative permittivity (real part)</b>      | 39.832848   |
| <b>Relative permittivity (imaginary part)</b> | 13.896428   |
| <b>Conductivity (S/m)</b>                     | 1.337531    |
| <b>Variation (%)</b>                          | 1.380000    |



**Maximum location: X=-12.00, Y=-25.00**

**SAR Peak: 0.30 W/kg**

|                       |          |
|-----------------------|----------|
| <b>SAR 10g (W/Kg)</b> | 0.103142 |
| <b>SAR 1g (W/Kg)</b>  | 0.183181 |



# MEASUREMENT 17

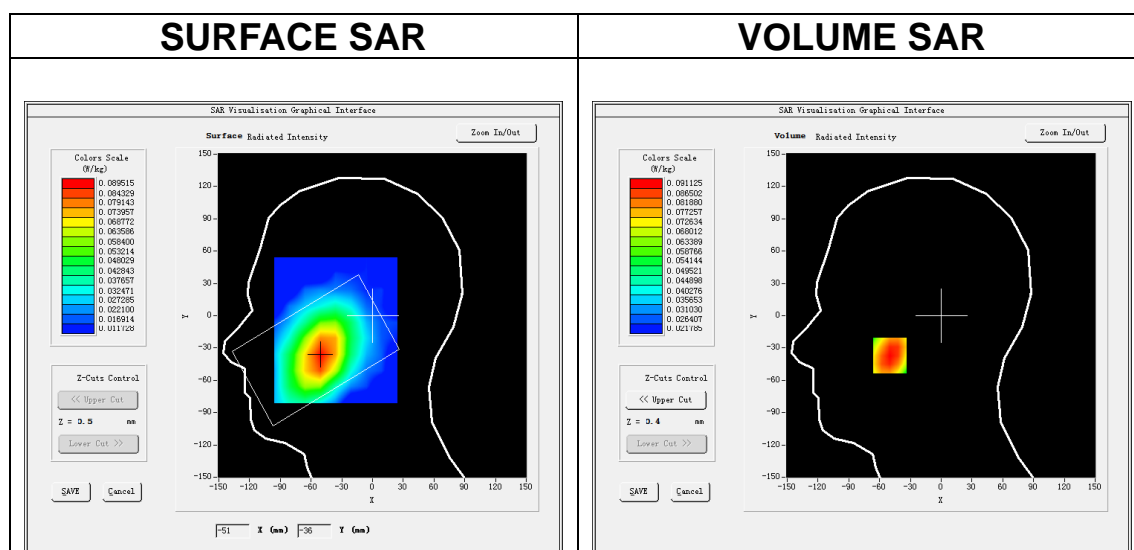
Date of measurement: 13/1/2022

## A. Experimental conditions.

|                        |                                    |
|------------------------|------------------------------------|
| <b>Area Scan</b>       | <u>dx=15mm dy=15mm, h= 5.00 mm</u> |
| <b>ZoomScan</b>        | <u>5x5x7,dx=8mm dy=8mm dz=5mm</u>  |
| <b>Phantom</b>         | <u>Left head</u>                   |
| <b>Device Position</b> | <u>Cheek</u>                       |
| <b>Band</b>            | <u>LTE band 5</u>                  |
| <b>Channels</b>        | <u>Middle</u>                      |
| <b>Signal</b>          | <u>LTE (Crest factor: 1.0)</u>     |

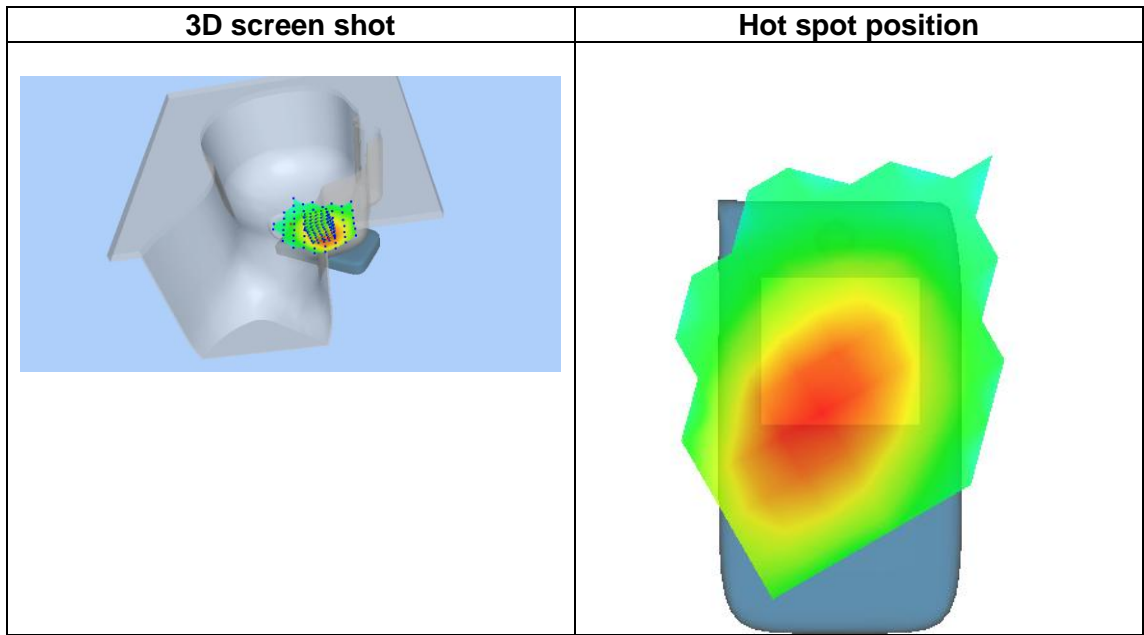
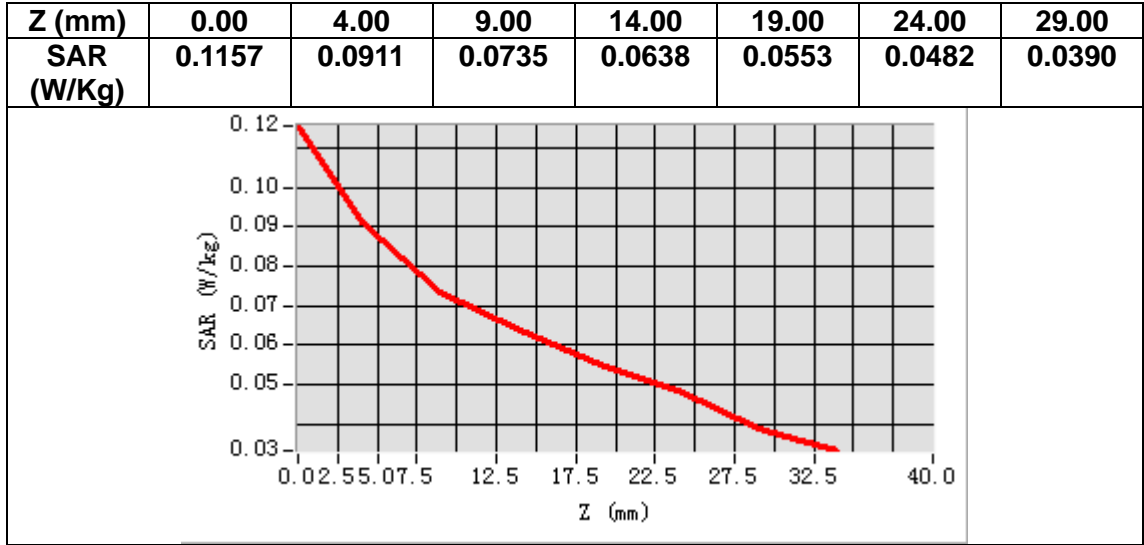
## B. SAR Measurement Results

|   |            |
|---|------------|
| <b>Frequency (MHz)</b>                        | 836.500000 |
| <b>Relative permittivity (real part)</b>      | 42.696724  |
| <b>Relative permittivity (imaginary part)</b> | 19.951105  |
| <b>Conductivity (S/m)</b>                     | 0.927172   |
| <b>Variation (%)</b>                          | 0.900000   |



**Maximum location: X=-50.00, Y=-37.00**  
**SAR Peak: 0.12 W/kg**

|                       |          |
|-----------------------|----------|
| <b>SAR 10g (W/Kg)</b> | 0.070704 |
| <b>SAR 1g (W/Kg)</b>  | 0.091499 |





# MEASUREMENT 18

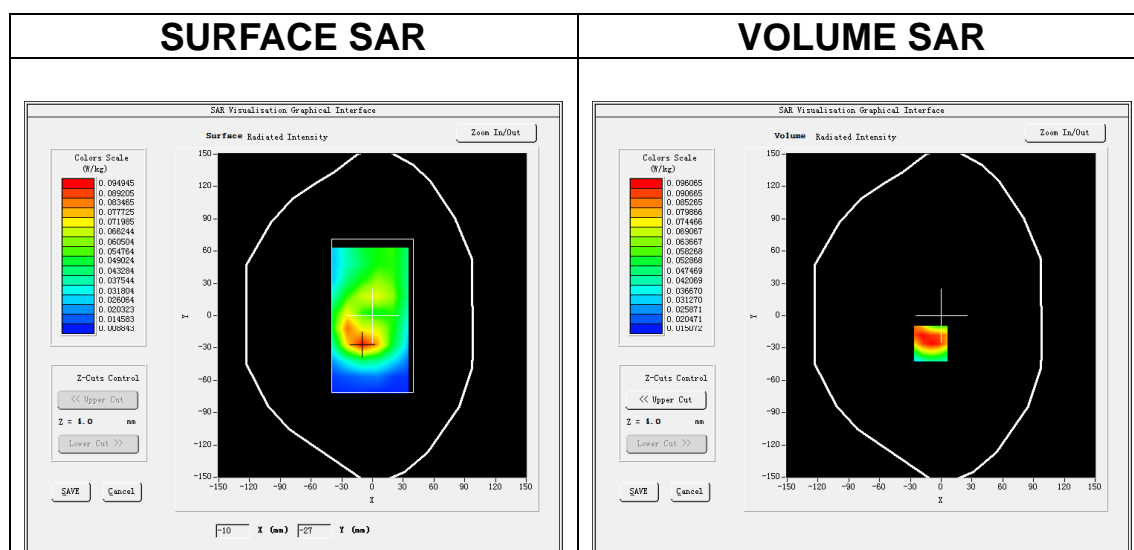
Date of measurement: 13/1/2022

## A. Experimental conditions.

|                        |                                    |
|------------------------|------------------------------------|
| <b>Area Scan</b>       | <u>dx=15mm dy=15mm, h= 5.00 mm</u> |
| <b>ZoomScan</b>        | <u>5x5x7, dx=8mm dy=8mm dz=5mm</u> |
| <b>Phantom</b>         | <u>Validation plane</u>            |
| <b>Device Position</b> | <u>Body</u>                        |
| <b>Band</b>            | <u>LTE band 5</u>                  |
| <b>Channels</b>        | <u>Middle</u>                      |
| <b>Signal</b>          | <u>LTE (Crest factor: 1.0)</u>     |

## B. SAR Measurement Results

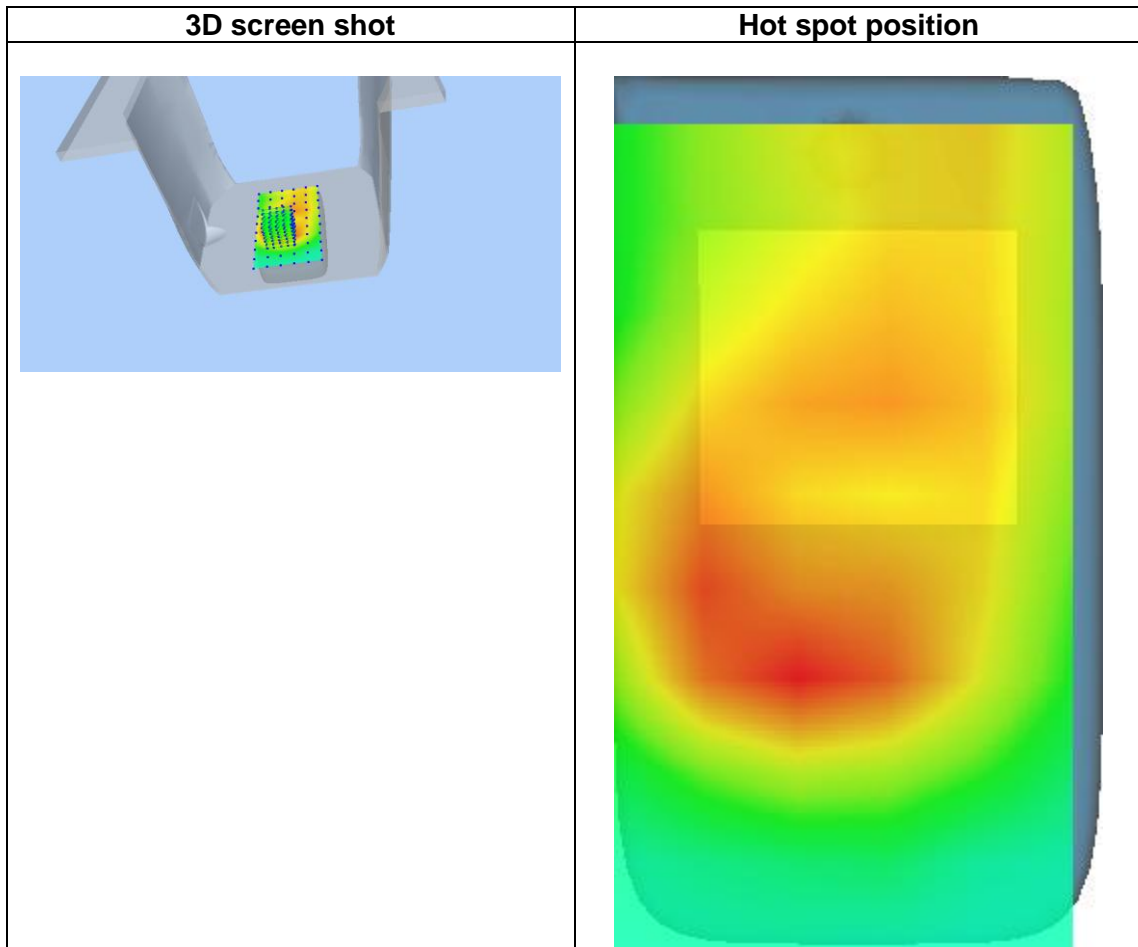
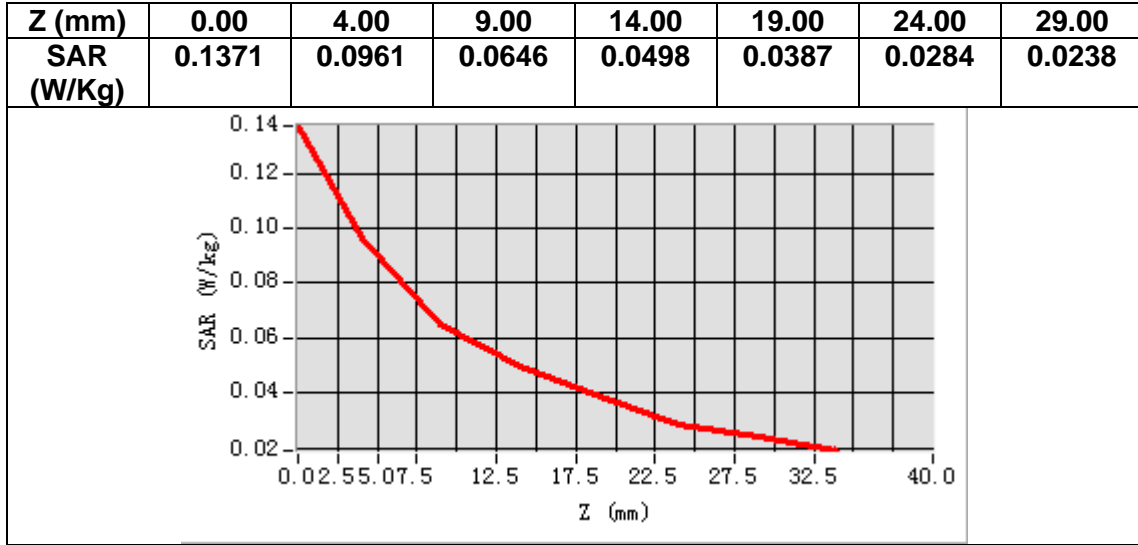
|   |            |
|---|------------|
| <b>Frequency (MHz)</b>                        | 836.500000 |
| <b>Relative permittivity (real part)</b>      | 42.696724  |
| <b>Relative permittivity (imaginary part)</b> | 19.951105  |
| <b>Conductivity (S/m)</b>                     | 0.927172   |
| <b>Variation (%)</b>                          | 2.640000   |



**Maximum location: X=-10.00, Y=-26.00**

**SAR Peak: 0.14 W/kg**

|                       |          |
|-----------------------|----------|
| <b>SAR 10g (W/Kg)</b> | 0.062499 |
| <b>SAR 1g (W/Kg)</b>  | 0.096673 |



# MEASUREMENT 19

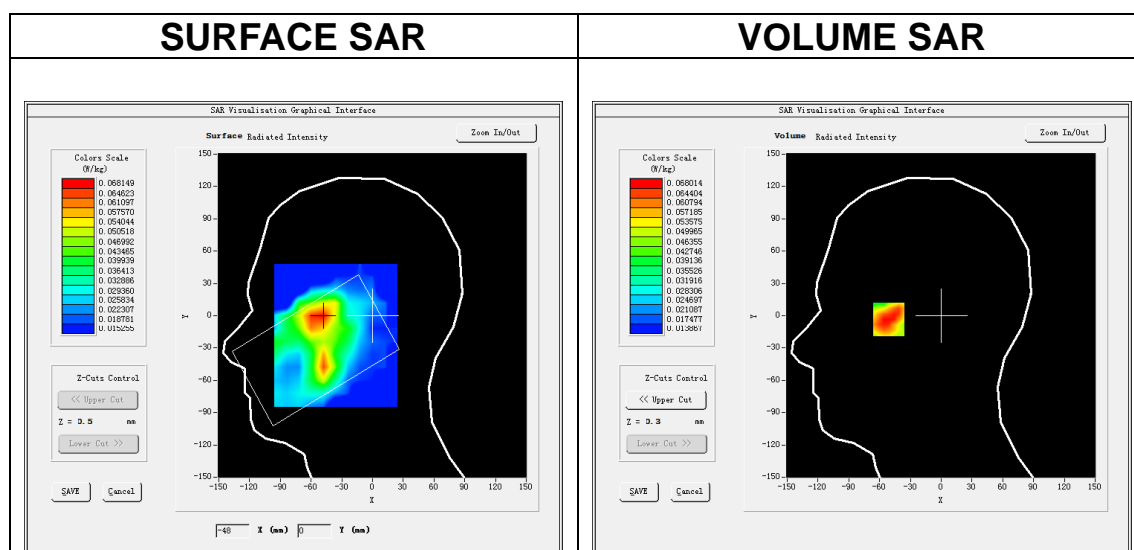
Date of measurement: 20/1/2022

## A. Experimental conditions.

|                        |                                    |
|------------------------|------------------------------------|
| <b>Area Scan</b>       | <u>dx=12mm dy=12mm, h= 5.00 mm</u> |
| <b>ZoomScan</b>        | <u>7x7x7,dx=5mm dy=5mm dz=5mm</u>  |
| <b>Phantom</b>         | <u>Left head</u>                   |
| <b>Device Position</b> | <u>Cheek</u>                       |
| <b>Band</b>            | <u>LTE band 7</u>                  |
| <b>Channels</b>        | <u>Middle</u>                      |
| <b>Signal</b>          | <u>LTE (Crest factor: 1.0)</u>     |

## B. SAR Measurement Results

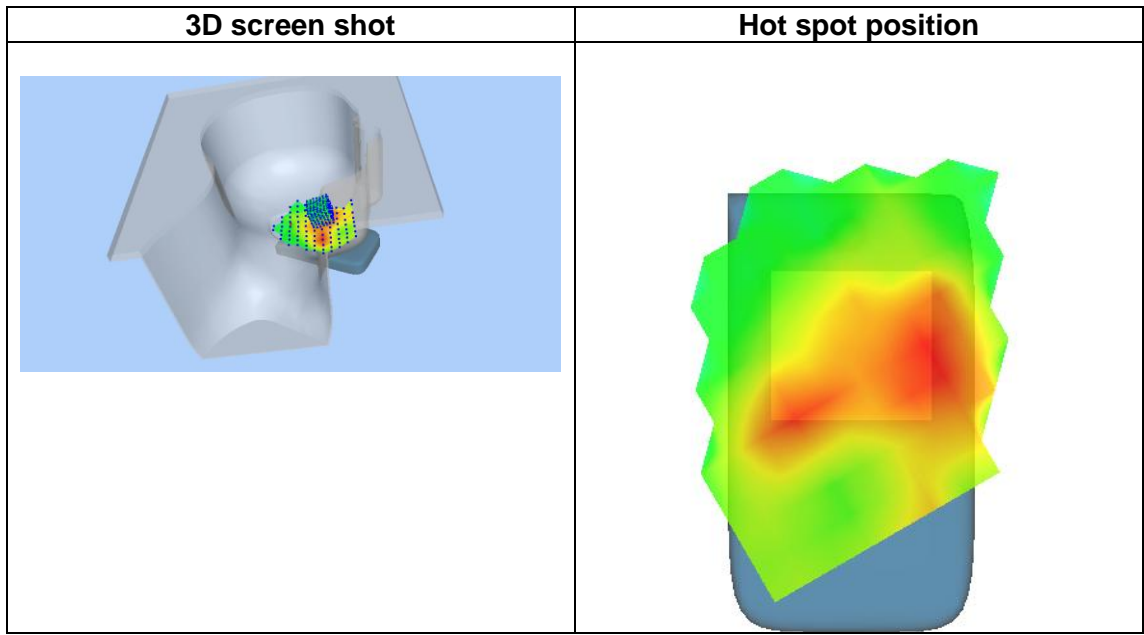
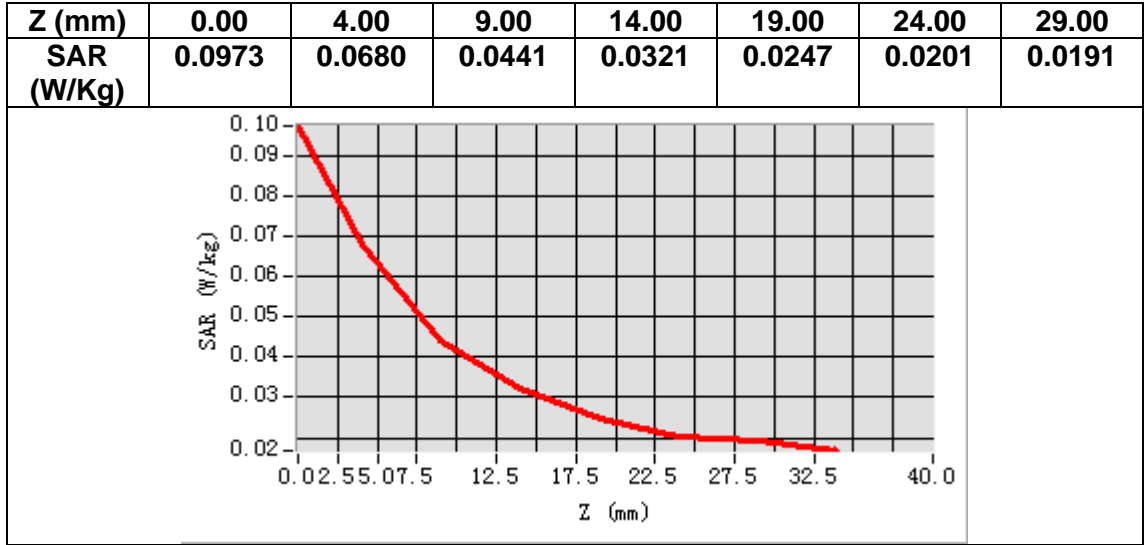
|   |             |
|---|-------------|
| <b>Frequency (MHz)</b>                        | 2535.000000 |
| <b>Relative permittivity (real part)</b>      | 39.401588   |
| <b>Relative permittivity (imaginary part)</b> | 13.850515   |
| <b>Conductivity (S/m)</b>                     | 1.950614    |
| <b>Variation (%)</b>                          | -0.270000   |



**Maximum location: X=-51.00, Y=-1.00**

**SAR Peak: 0.10 W/kg**

|                       |          |
|-----------------------|----------|
| <b>SAR 10g (W/Kg)</b> | 0.042359 |
| <b>SAR 1g (W/Kg)</b>  | 0.064383 |



# MEASUREMENT 20

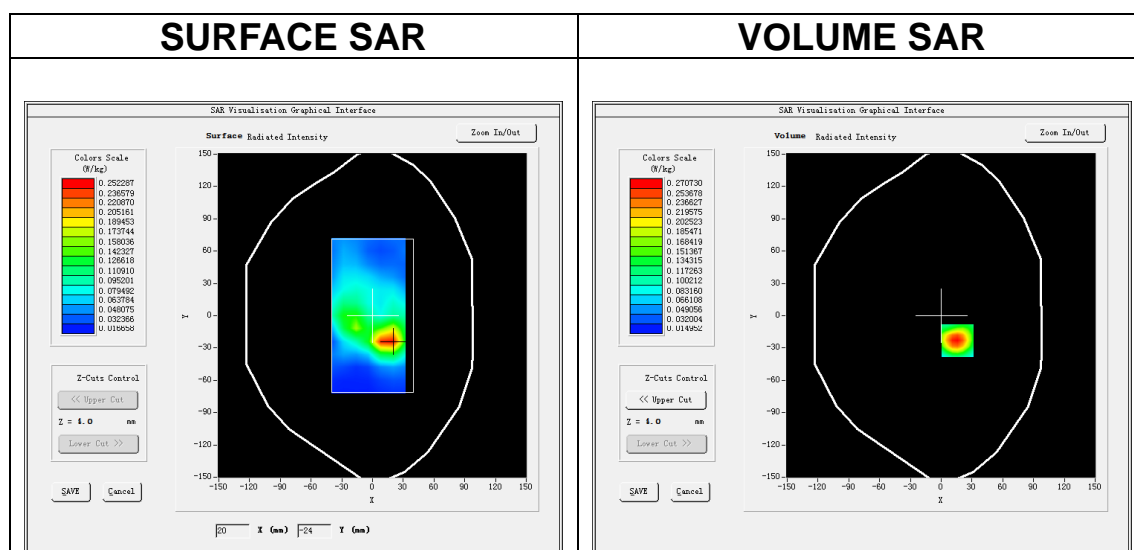
Date of measurement: 20/1/2022

## A. Experimental conditions.

|                        |                                    |
|------------------------|------------------------------------|
| <b>Area Scan</b>       | <u>dx=12mm dy=12mm, h= 5.00 mm</u> |
| <b>ZoomScan</b>        | <u>7x7x7, dx=5mm dy=5mm dz=5mm</u> |
| <b>Phantom</b>         | <u>Validation plane</u>            |
| <b>Device Position</b> | <u>Body</u>                        |
| <b>Band</b>            | <u>LTE band 7</u>                  |
| <b>Channels</b>        | <u>Middle</u>                      |
| <b>Signal</b>          | <u>LTE (Crest factor: 1.0)</u>     |

## B. SAR Measurement Results

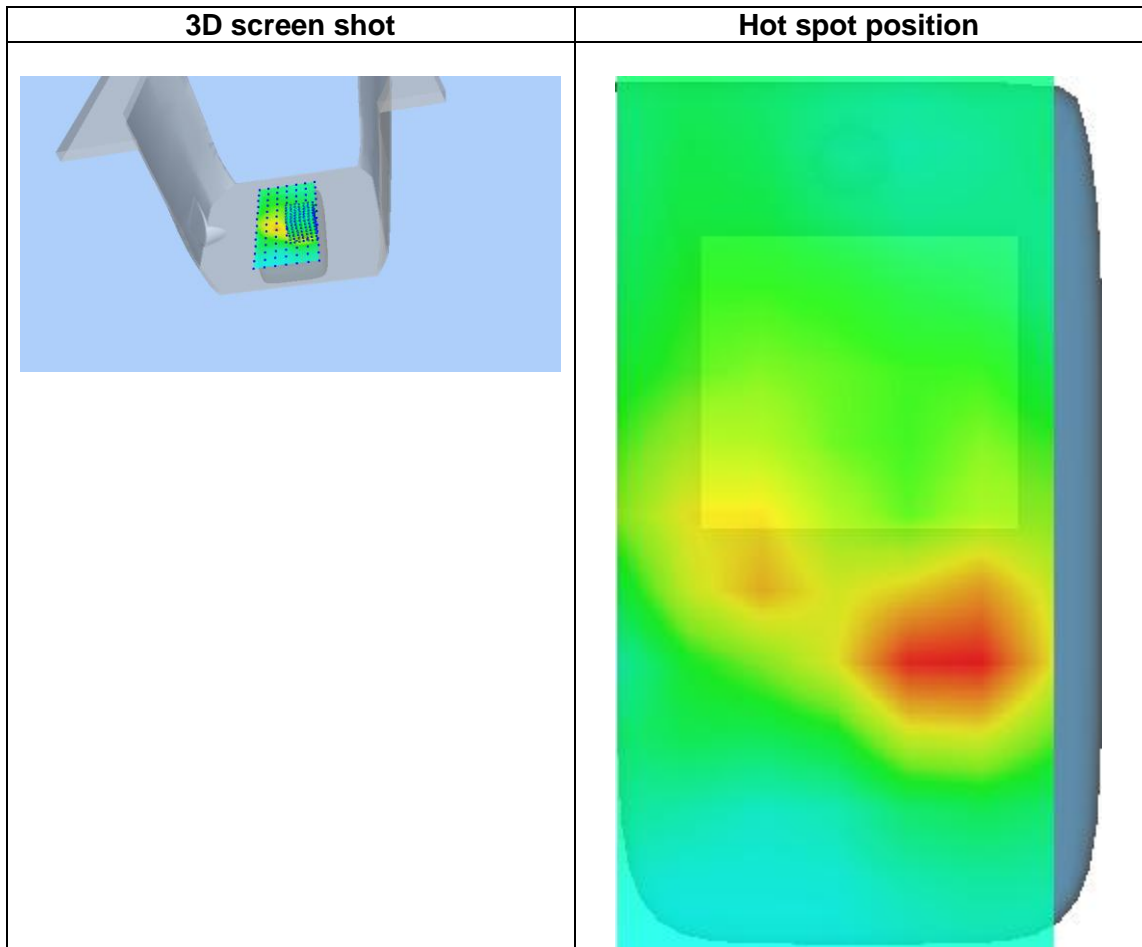
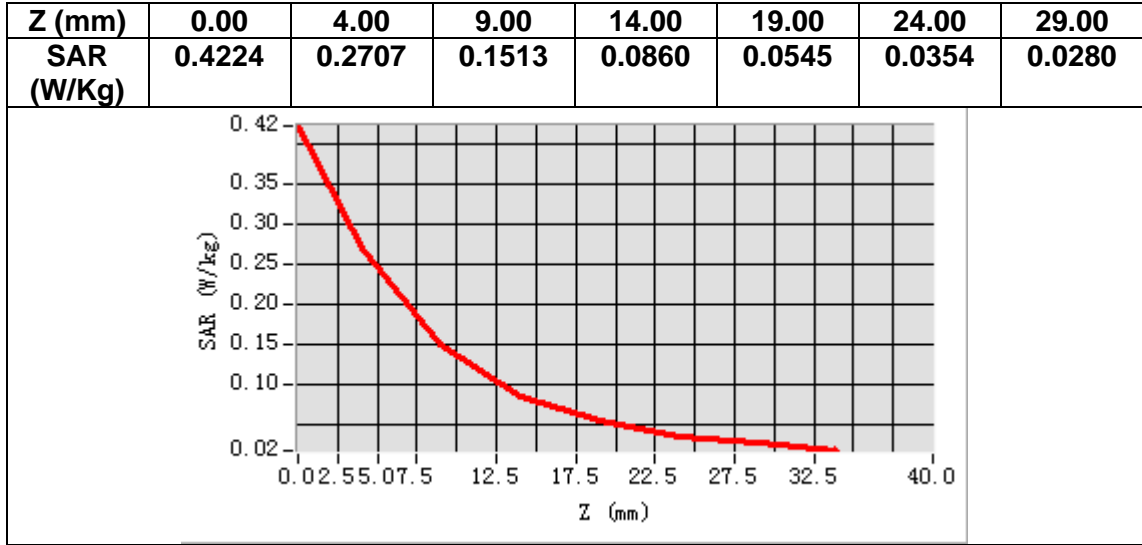
|   |             |
|---|-------------|
| <b>Frequency (MHz)</b>                        | 2535.000000 |
| <b>Relative permittivity (real part)</b>      | 39.401588   |
| <b>Relative permittivity (imaginary part)</b> | 13.850515   |
| <b>Conductivity (S/m)</b>                     | 1.950614    |
| <b>Variation (%)</b>                          | -2.520000   |



**Maximum location: X=16.00, Y=-23.00**

**SAR Peak: 0.42 W/kg**

|                       |          |
|-----------------------|----------|
| <b>SAR 10g (W/Kg)</b> | 0.132570 |
| <b>SAR 1g (W/Kg)</b>  | 0.253373 |



# MEASUREMENT 21

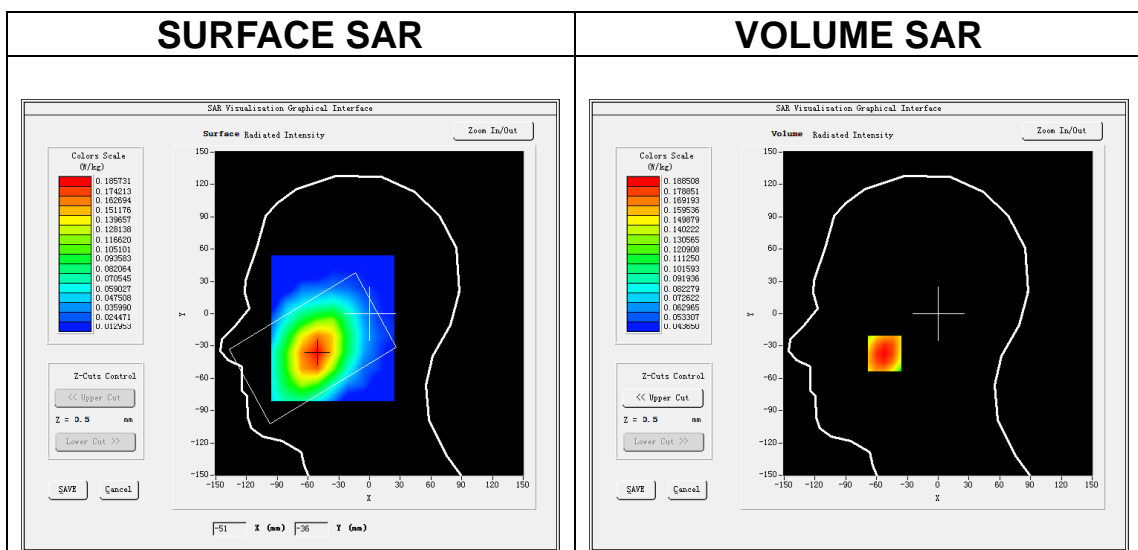
Date of measurement: 18/1/2022

## A. Experimental conditions.

|                        |                                    |
|------------------------|------------------------------------|
| <b>Area Scan</b>       | <u>dx=15mm dy=15mm, h= 5.00 mm</u> |
| <b>ZoomScan</b>        | <u>5x5x7,dx=8mm dy=8mm dz=5mm</u>  |
| <b>Phantom</b>         | <u>Left head</u>                   |
| <b>Device Position</b> | <u>Cheek</u>                       |
| <b>Band</b>            | <u>LTE band 17</u>                 |
| <b>Channels</b>        | <u>Middle</u>                      |
| <b>Signal</b>          | <u>LTE (Crest factor: 1.0)</u>     |

## B. SAR Measurement Results

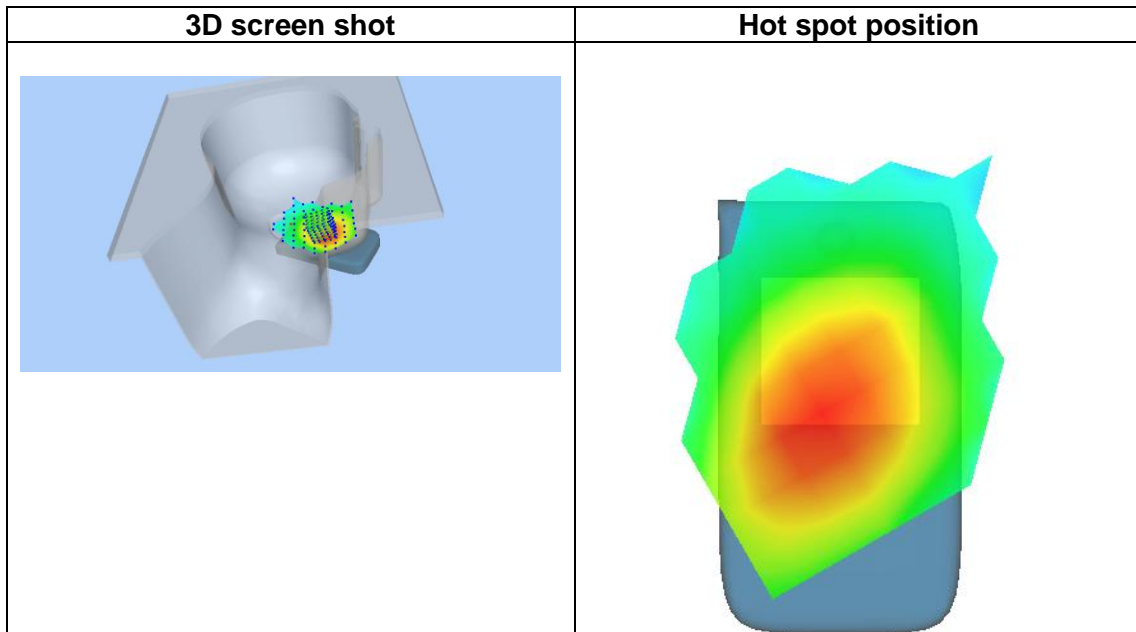
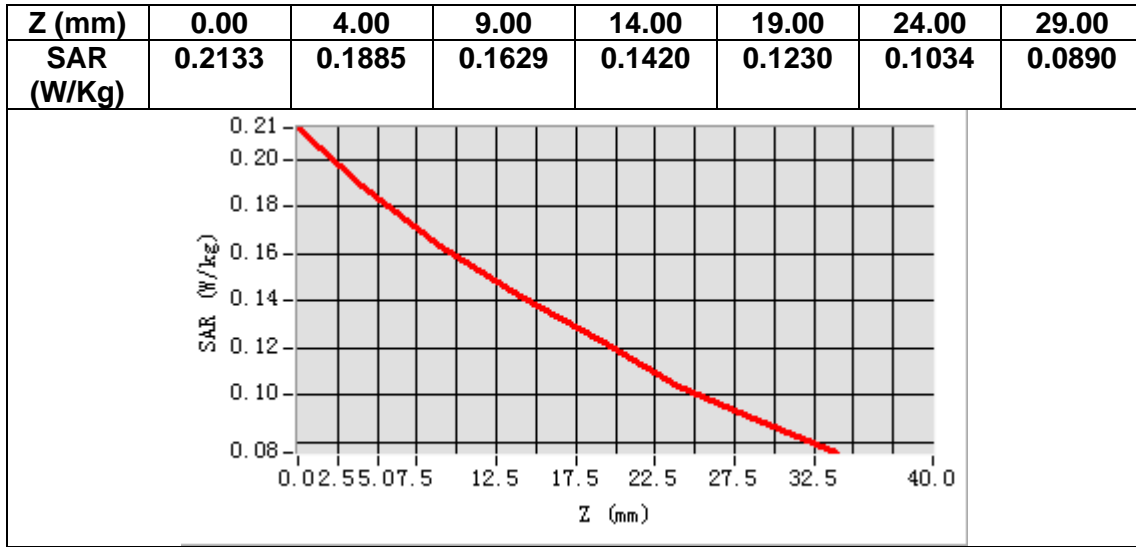
|   |            |
|---|------------|
| <b>Frequency (MHz)</b>                        | 710.000000 |
| <b>Relative permittivity (real part)</b>      | 42.094868  |
| <b>Relative permittivity (imaginary part)</b> | 21.806131  |
| <b>Conductivity (S/m)</b>                     | 0.860131   |
| <b>Variation (%)</b>                          | 1.910000   |



**Maximum location: X=-52.00, Y=-37.00**

**SAR Peak: 0.22 W/kg**

|                       |          |
|-----------------------|----------|
| <b>SAR 10g (W/Kg)</b> | 0.150731 |
| <b>SAR 1g (W/Kg)</b>  | 0.184983 |





# MEASUREMENT 22

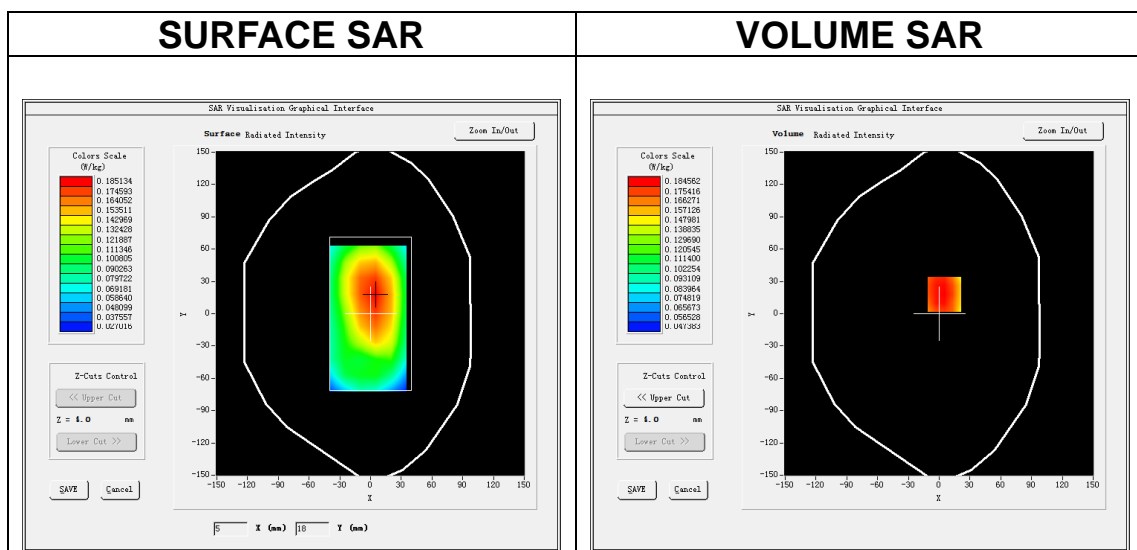
Date of measurement: 18/1/2022

## A. Experimental conditions.

|                        |                                    |
|------------------------|------------------------------------|
| <b>Area Scan</b>       | <u>dx=15mm dy=15mm, h= 5.00 mm</u> |
| <b>ZoomScan</b>        | <u>5x5x7, dx=8mm dy=8mm dz=5mm</u> |
| <b>Phantom</b>         | <u>Validation plane</u>            |
| <b>Device Position</b> | <u>Body</u>                        |
| <b>Band</b>            | <u>LTE band 17</u>                 |
| <b>Channels</b>        | <u>Middle</u>                      |
| <b>Signal</b>          | <u>LTE (Crest factor: 1.0)</u>     |

## B. SAR Measurement Results

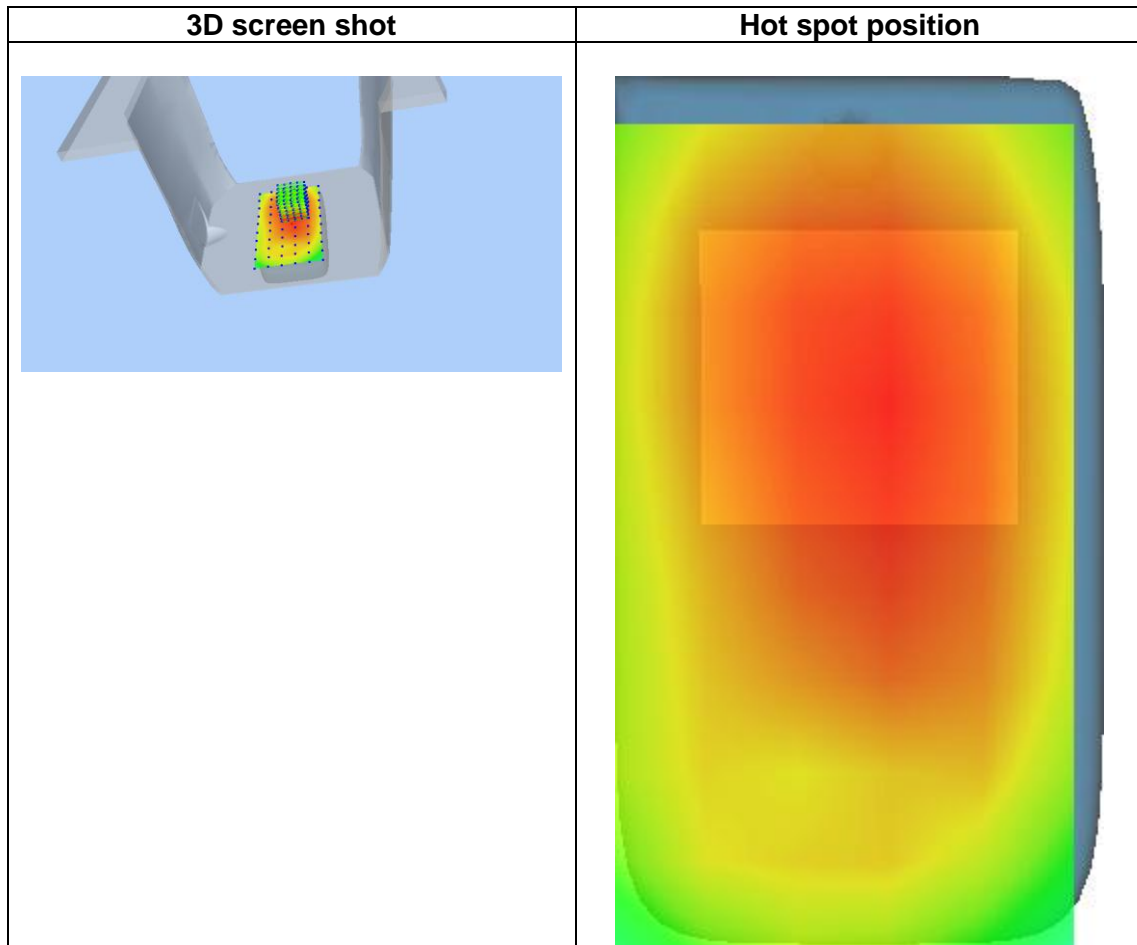
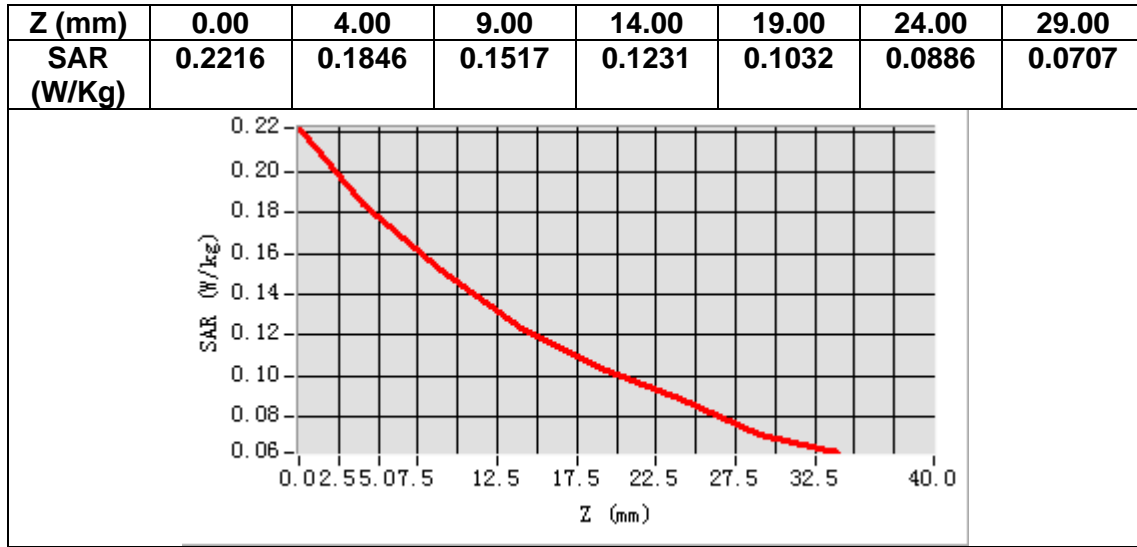
|   |            |
|---|------------|
| <b>Frequency (MHz)</b>                        | 710.000000 |
| <b>Relative permittivity (real part)</b>      | 42.094868  |
| <b>Relative permittivity (imaginary part)</b> | 21.806131  |
| <b>Conductivity (S/m)</b>                     | 0.860131   |
| <b>Variation (%)</b>                          | 2.190000   |



**Maximum location: X=5.00, Y=18.00**

**SAR Peak: 0.22 W/kg**

|                       |          |
|-----------------------|----------|
| <b>SAR 10g (W/Kg)</b> | 0.143672 |
| <b>SAR 1g (W/Kg)</b>  | 0.181155 |



# MEASUREMENT 23

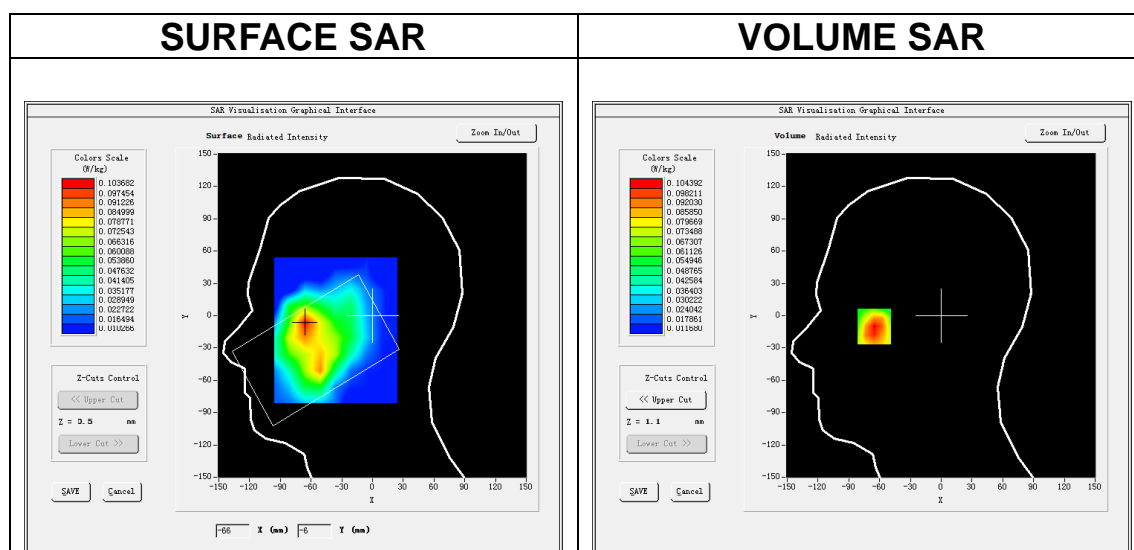
Date of measurement: 14/1/2022

## A. Experimental conditions.

|                        |                                    |
|------------------------|------------------------------------|
| <b>Area Scan</b>       | <u>dx=15mm dy=15mm, h= 5.00 mm</u> |
| <b>ZoomScan</b>        | <u>5x5x7, dx=8mm dy=8mm dz=5mm</u> |
| <b>Phantom</b>         | <u>Left head</u>                   |
| <b>Device Position</b> | <u>Cheek</u>                       |
| <b>Band</b>            | <u>LTE band 66</u>                 |
| <b>Channels</b>        | <u>Middle</u>                      |
| <b>Signal</b>          | <u>LTE (Crest factor: 1.0)</u>     |

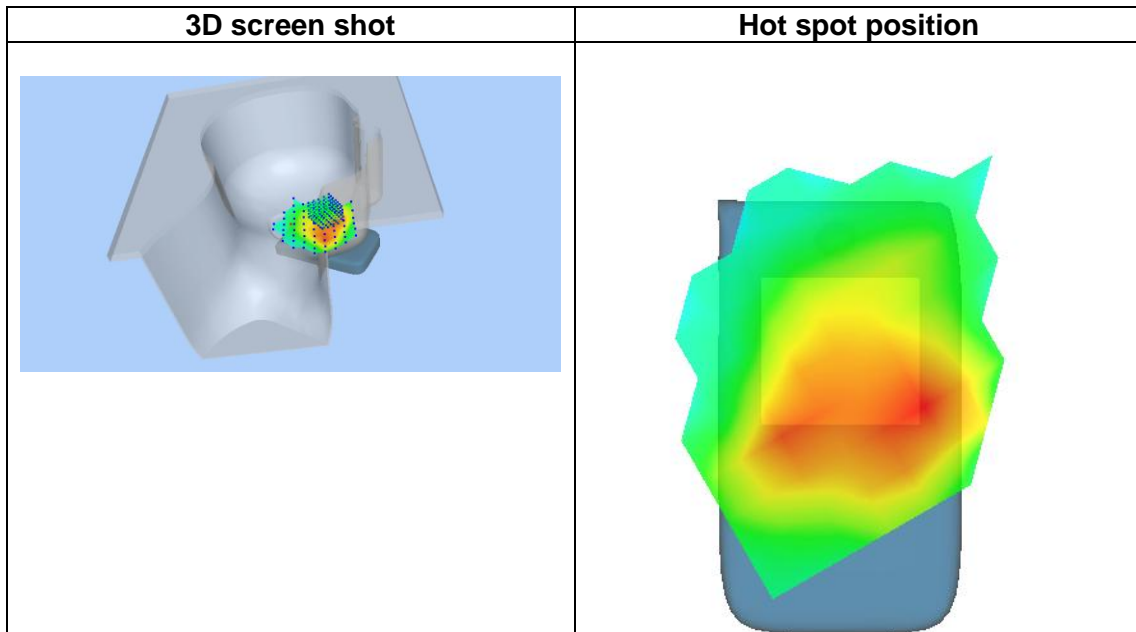
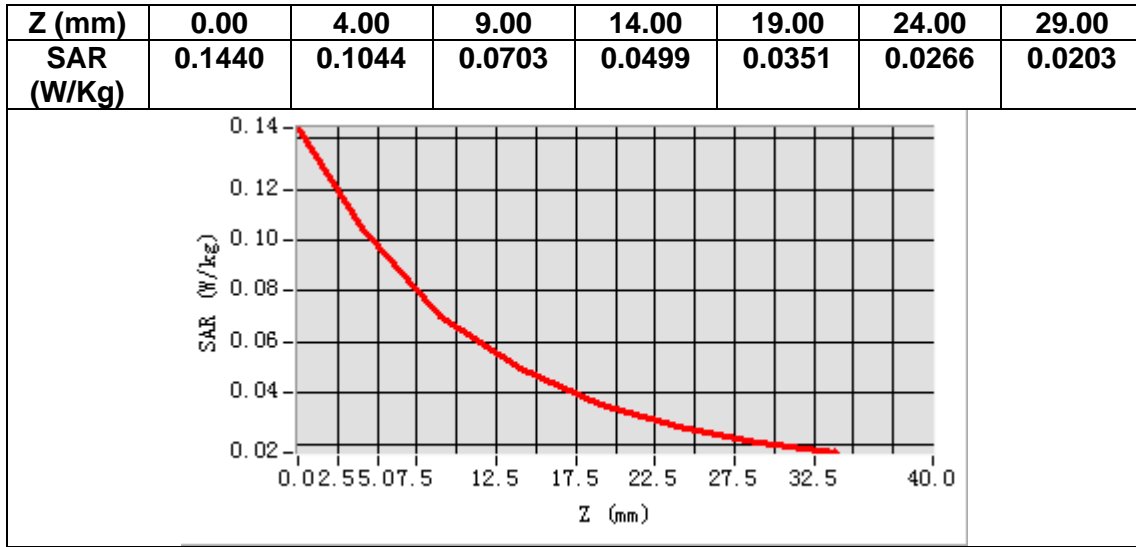
## B. SAR Measurement Results

|   |             |
|---|-------------|
| <b>Frequency (MHz)</b>                        | 1745.000000 |
| <b>Relative permittivity (real part)</b>      | 39.761047   |
| <b>Relative permittivity (imaginary part)</b> | 13.893978   |
| <b>Conductivity (S/m)</b>                     | 1.346944    |
| <b>Variation (%)</b>                          | -1.820000   |



**Maximum location: X=-65.00, Y=-7.00**  
**SAR Peak: 0.15 W/kg**

|                       |          |
|-----------------------|----------|
| <b>SAR 10g (W/Kg)</b> | 0.065844 |
| <b>SAR 1g (W/Kg)</b>  | 0.099696 |



# MEASUREMENT 24

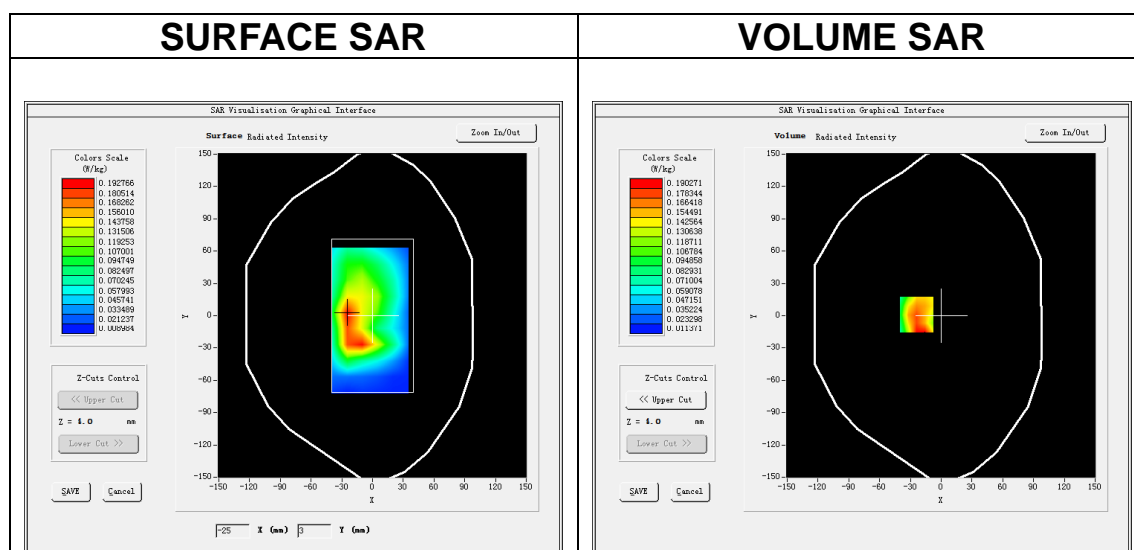
Date of measurement: 14/1/2022

## A. Experimental conditions.

|                        |                                    |
|------------------------|------------------------------------|
| <b>Area Scan</b>       | <u>dx=15mm dy=15mm, h= 5.00 mm</u> |
| <b>ZoomScan</b>        | <u>5x5x7, dx=8mm dy=8mm dz=5mm</u> |
| <b>Phantom</b>         | <u>Validation plane</u>            |
| <b>Device Position</b> | <u>Body</u>                        |
| <b>Band</b>            | <u>LTE band 66</u>                 |
| <b>Channels</b>        | <u>Middle</u>                      |
| <b>Signal</b>          | <u>LTE (Crest factor: 1.0)</u>     |

## B. SAR Measurement Results

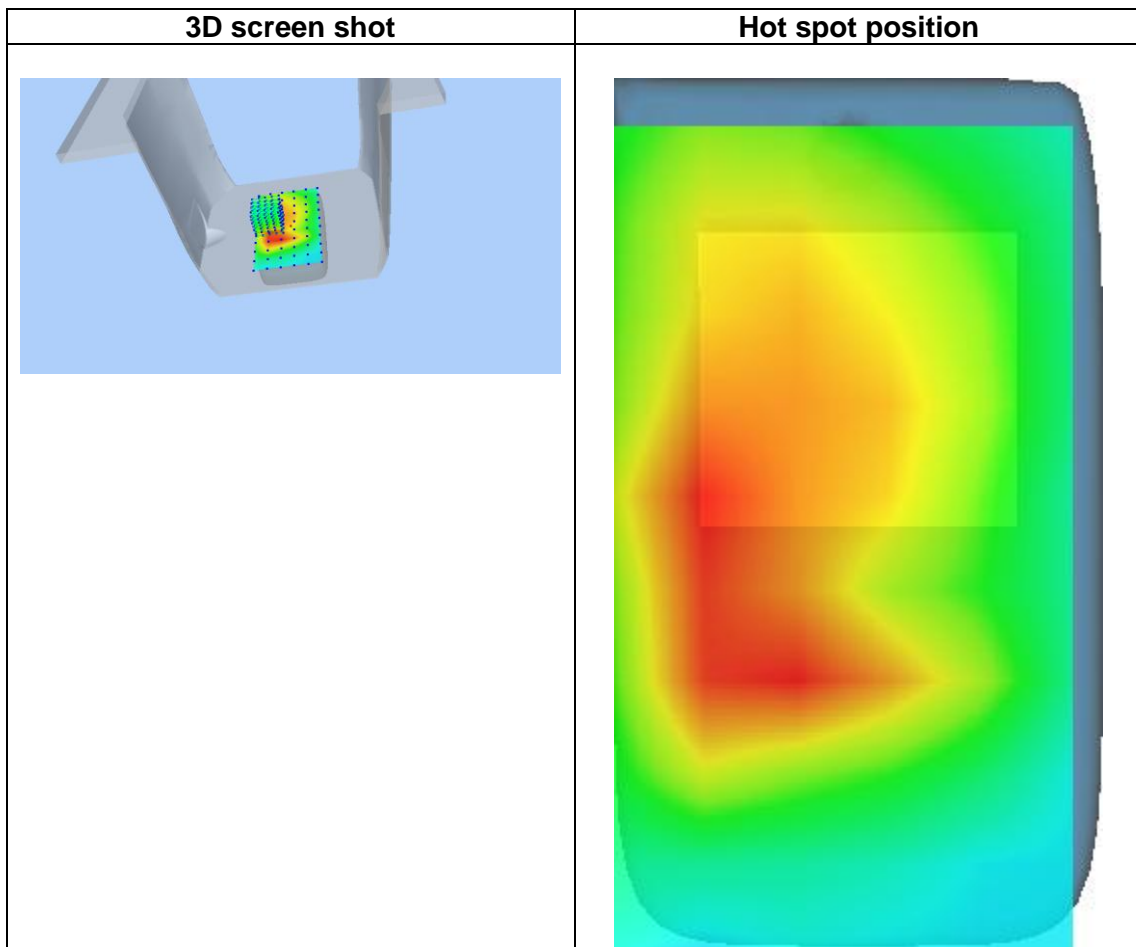
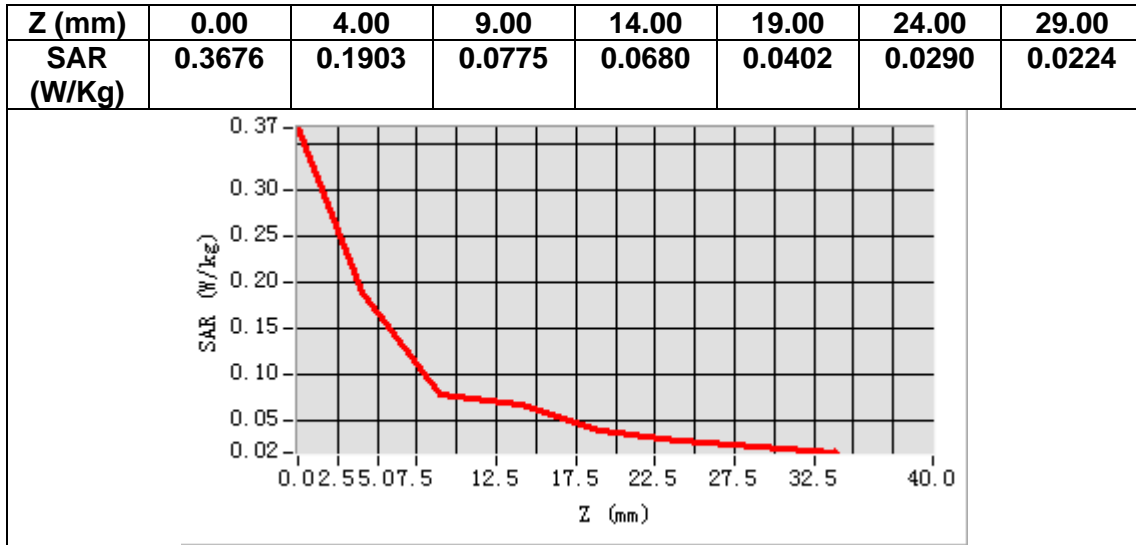
|   |             |
|---|-------------|
| <b>Frequency (MHz)</b>                        | 1745.000000 |
| <b>Relative permittivity (real part)</b>      | 39.761047   |
| <b>Relative permittivity (imaginary part)</b> | 13.893978   |
| <b>Conductivity (S/m)</b>                     | 1.346944    |
| <b>Variation (%)</b>                          | -3.460000   |



**Maximum location: X=-24.00, Y=1.00**

**SAR Peak: 0.31 W/kg**

|                       |          |
|-----------------------|----------|
| <b>SAR 10g (W/Kg)</b> | 0.106406 |
| <b>SAR 1g (W/Kg)</b>  | 0.169993 |



## 14. Appendix D. Calibration Certificate

| <b>Table of contents</b>                 |
|--|
| E Field Probe - SN 08/16 EPGO287         |
| 750 MHz Dipole - SN 03/15 DIP 0G750-355  |
| 835 MHz Dipole - SN 03/15 DIP 0G835-347  |
| 1800 MHz Dipole - SN 03/15 DIP 1G800-349 |
| 1900 MHz Dipole - SN 03/15 DIP 1G900-350 |
| 2450 MHz Dipole - SN 03/15 DIP 2G450-352 |
| 2600 MHz Dipole - SN 03/15 DIP 2G600-356 |



## COMOSAR E-Field Probe Calibration Report

Ref : ACR.60.1.21.MVGB.A

**SHENZHEN NTEK TESTING TECHNOLOGY  
CO., LTD.**

**BUILDING E, FENDA SCIENCE PARK, SANWEI  
COMMUNITY, XIXIANG STREET,  
BAO'AN DISTRICT, SHENZHEN GUANGDONG, CHINA  
MVG COMOSAR DOSIMETRIC E-FIELD PROBE  
SERIAL NO.: SN 08/16 EPGO287**

**Calibrated at MVG**

**Z.I. de la pointe du diable**

**Technopôle Brest Iroise – 295 avenue Alexis de Rochon  
29280 PLOUZANE - FRANCE**

**Calibration date: 03/01/2021**



Accreditations #2-6789 and #2-6814  
Scope available on [www.cofrac.fr](http://www.cofrac.fr)

*Summary:*

This document presents the method and results from an accredited COMOSAR E-Field Probe calibration performed at MVG, using the CALIPROBE test bench, for use with a MVG COMOSAR system only. The test results covered by accreditation are traceable to the International System of Units (SI).





COMOSAR E-FIELD PROBE CALIBRATION REPORT

Ref: ACR.60.1.21.MVGB.A

|               | Name         | Function            | Date     | Signature           |
|---------------|--------------|---------------------|----------|---------------------|
| Prepared by : | Jérôme Luc   | Technical Manager   | 3/1/2021 | <i>JL</i>           |
| Checked by :  | Jérôme Luc   | Technical Manager   | 3/1/2021 | <i>JL</i>           |
| Approved by : | Yann Toutain | Laboratory Director | 3/1/2021 | <i>Yann Toutain</i> |

2021.03.0  
1 13:07:12  
+01'00'

PHILIPS

|                | Customer Name                                       |
|----------------|---|
| Distribution : | SHENZHEN NTEK<br>TESTING<br>TECHNOLOGY<br>CO., LTD. |

| Issue | Name       | Date     | Modifications   |
|-------|------------|----------|-----------------|
| A     | Jérôme Luc | 3/1/2021 | Initial release |
|       |            |          |                 |
|       |            |          |                 |



**COMOSAR E-FIELD PROBE CALIBRATION REPORT**

Ref: ACR.60.1.21.MVGB.A

**TABLE OF CONTENTS**

|     |                                       |    |
|-----|---------------------------------------|----|
| 1   | Device Under Test .....               | 4  |
| 2   | Product Description .....             | 4  |
| 2.1 | General Information .....             | 4  |
| 3   | Measurement Method .....              | 4  |
| 3.1 | Linearity .....                       | 4  |
| 3.2 | Sensitivity .....                     | 5  |
| 3.3 | Lower Detection Limit .....           | 5  |
| 3.4 | Isotropy .....                        | 5  |
| 3.1 | Boundary Effect .....                 | 5  |
| 4   | Measurement Uncertainty .....         | 6  |
| 5   | Calibration Measurement Results ..... | 6  |
| 5.1 | Sensitivity in air .....              | 6  |
| 5.2 | Linearity .....                       | 7  |
| 5.3 | Sensitivity in liquid .....           | 8  |
| 5.4 | Isotropy .....                        | 9  |
| 6   | List of Equipment .....               | 10 |



COMOSAR E-FIELD PROBE CALIBRATION REPORT

Ref: ACR.60.1.21.MVGB.A

**1 DEVICE UNDER TEST**

| Device Under Test                        |   |
|--|---|
| Device Type                              | COMOSAR DOSIMETRIC E FIELD PROBE  |
| Manufacturer                             | MVG   |
| Model                                    | SSE2  |
| Serial Number                            | SN 08/16 EPGO287  |
| Product Condition (new / used)           | Used  |
| Frequency Range of Probe                 | 0.15 GHz-6GHz   |
| Resistance of Three Dipoles at Connector | Dipole 1: R1=0.211 MΩ<br>Dipole 2: R2=0.199 MΩ<br>Dipole 3: R3=0.199 MΩ |

**2 PRODUCT DESCRIPTION**

**2.1 GENERAL INFORMATION**

MVG’s COMOSAR E field Probes are built in accordance to the IEEE 1528, FCC KDB865664 D01, CENELEC EN62209 and CEI/IEC 62209 standards.



**Figure 1 – MVG COMOSAR Dosimetric E field Dipole**

|  |        |
|--|--------|
| Probe Length                               | 330 mm |
| Length of Individual Dipoles               | 2 mm   |
| Maximum external diameter                  | 8 mm   |
| Probe Tip External Diameter                | 2.5 mm |
| Distance between dipoles / probe extremity | 1 mm   |

**3 MEASUREMENT METHOD**

The IEEE 1528, FCC KDB865664 D01, CENELEC EN62209 and CEI/IEC 62209 standards provide recommended practices for the probe calibrations, including the performance characteristics of interest and methods by which to assess their affect. All calibrations / measurements performed meet the fore mentioned standards.

**3.1 LINEARITY**

The evaluation of the linearity was done in free space using the waveguide, performing a power sweep to cover the SAR range 0.01W/kg to 100W/kg.



COMOSAR E-FIELD PROBE CALIBRATION REPORT

Ref: ACR.60.1.21.MVGB.A

3.2 SENSITIVITY

The sensitivity factors of the three dipoles were determined using a two step calibration method (air and tissue simulating liquid) using waveguides as outlined in the standards.

3.3 LOWER DETECTION LIMIT

The lower detection limit was assessed using the same measurement set up as used for the linearity measurement. The required lower detection limit is 10 mW/kg.

3.4 ISOTROPY

The axial isotropy was evaluated by exposing the probe to a reference wave from a standard dipole with the dipole mounted under the flat phantom in the test configuration suggested for system validations and checks. The probe was rotated along its main axis from 0 to 360 degrees in 15-degree steps. The hemispherical isotropy is determined by inserting the probe in a thin plastic box filled with tissue-equivalent liquid, with the plastic box illuminated with the fields from a half wave dipole. The dipole is rotated about its axis (0°–180°) in 15° increments. At each step the probe is rotated about its axis (0°–360°).

3.1 BOUNDARY EFFECT

The boundary effect is defined as the deviation between the SAR measured data and the expected exponential decay in the liquid when the probe is oriented normal to the interface. To evaluate this effect, the liquid filled flat phantom is exposed to fields from either a reference dipole or waveguide. With the probe normal to the phantom surface, the peak spatial average SAR is measured and compared to the analytical value at the surface.

The boundary effect uncertainty can be estimated according to the following uncertainty approximation formula based on linear and exponential extrapolations between the surface and  $d_{be} + d_{step}$  along lines that are approximately normal to the surface:

$$SAR_{uncertainty} [\%] = \delta SAR_{be} \frac{(d_{be} + d_{step})^2}{2d_{step}} \frac{(e^{-\alpha_{be}(\delta/\beta)})}{\delta/2} \text{ for } (d_{be} + d_{step}) < 10 \text{ mm}$$

where

- SAR<sub>uncertainty</sub> is the uncertainty in percent of the probe boundary effect
- $d_{be}$  is the distance between the surface and the closest *zoom-scan* measurement point, in millimetre
- $\Delta_{step}$  is the separation distance between the first and second measurement points that are closest to the phantom surface, in millimetre, assuming the boundary effect at the second location is negligible
- $\delta$  is the minimum penetration depth in millimetres of the head tissue-equivalent liquids defined in this standard, i.e.,  $\delta \approx 14$  mm at 3 GHz;
- $\Delta SAR_{be}$  in percent of SAR is the deviation between the measured SAR value, at the distance  $d_{be}$  from the boundary, and the analytical SAR value.



COMOSAR E-FIELD PROBE CALIBRATION REPORT

Ref: ACR.60.1.21.MVGB.A

The measured worst case boundary effect SAR uncertainty [%] for scanning distances larger than 4mm is 1.0% Limit ,2%).

**4 MEASUREMENT UNCERTAINTY**

The guidelines outlined in the IEEE 1528, OET 65 Bulletin C, CENELEC EN50361 and CEI/IEC 62209 standards were followed to generate the measurement uncertainty associated with an E-field probe calibration using the waveguide technique. All uncertainties listed below represent an expanded uncertainty expressed at approximately the 95% confidence level using a coverage factor of k=2, traceable to the Internationally Accepted Guides to Measurement Uncertainty.

| Uncertainty analysis of the probe calibration in waveguide |                       |                          |         |    |                          |
|--|-----------------------|--------------------------|---------|----|--------------------------|
| ERROR SOURCES  | Uncertainty value (%) | Probability Distribution | Divisor | ci | Standard Uncertainty (%) |
| Expanded uncertainty<br>95 % confidence level k = 2        |                       |                          |         |    | 14 %                     |

**5 CALIBRATION MEASUREMENT RESULTS**

| Calibration Parameters |             |
|------------------------|-------------|
| Liquid Temperature     | 20 +/- 1 °C |
| Lab Temperature        | 20 +/- 1 °C |
| Lab Humidity           | 30-70 %     |

**5.1 SENSITIVITY IN AIR**

| Normx dipole<br>1 (µV/(V/m) <sup>2</sup> ) | Normy dipole<br>2 (µV/(V/m) <sup>2</sup> ) | Normz dipole<br>3 (µV/(V/m) <sup>2</sup> ) |
|--|--|--|
| 0.72                                       | 0.66                                       | 0.77                                       |

| DCP dipole 1<br>(mV) | DCP dipole 2<br>(mV) | DCP dipole 3<br>(mV) |
|----------------------|----------------------|----------------------|
| 107                  | 110                  | 110                  |

Calibration curves  $e_i=f(V)$  (i=1,2,3) allow to obtain E-field value using the formula:

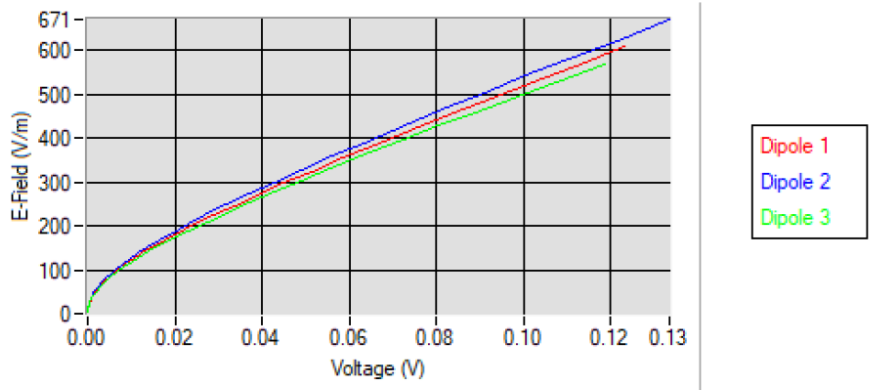
$$E = \sqrt{E_1^2 + E_2^2 + E_3^2}$$



COMOSAR E-FIELD PROBE CALIBRATION REPORT

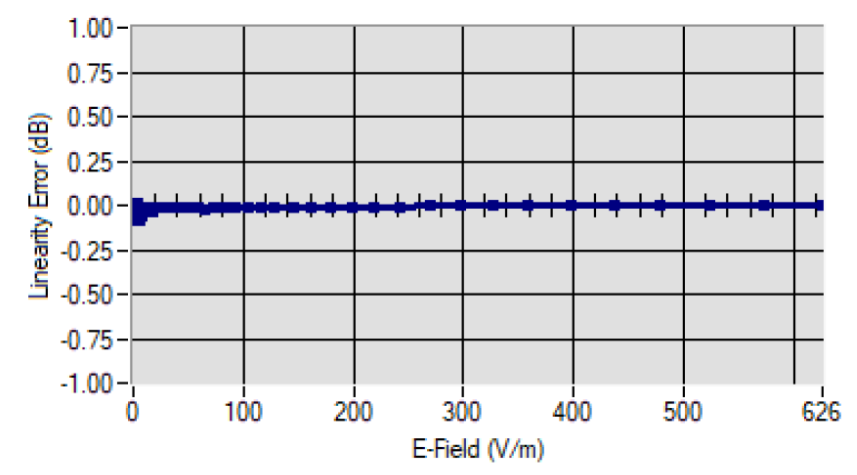
Ref: ACR.60.1.21.MVGB.A

Calibration curves



5.2 LINEARITY

Linearity



Linearity: +/-1.90% (+/-0.08dB)



COMOSAR E-FIELD PROBE CALIBRATION REPORT

Ref: ACR.60.1.21.MVGB.A

5.3 SENSITIVITY IN LIQUID

| Liquid | Frequency<br>(MHz +/-<br>100MHz) | ConvF |
|--------|----------------------------------|-------|
| HL750  | 750                              | 1.49  |
| HL850  | 835                              | 1.50  |
| HL900  | 900                              | 1.61  |
| HL1800 | 1800                             | 1.73  |
| HL1900 | 1900                             | 1.91  |
| HL2000 | 2000                             | 1.97  |
| HL2300 | 2300                             | 1.92  |
| HL2450 | 2450                             | 1.98  |
| HL2600 | 2600                             | 1.87  |
| HL3300 | 3300                             | 1.79  |
| HL3500 | 3500                             | 1.85  |
| HL3700 | 3700                             | 1.79  |
| HL3900 | 3900                             | 2.07  |
| HL4200 | 4200                             | 2.21  |
| HL4600 | 4600                             | 2.25  |
| HL4900 | 4900                             | 2.05  |
| HL5200 | 5200                             | 1.80  |
| HL5400 | 5400                             | 2.05  |
| HL5600 | 5600                             | 2.16  |
| HL5800 | 5800                             | 2.07  |

LOWER DETECTION LIMIT: 8mW/kg

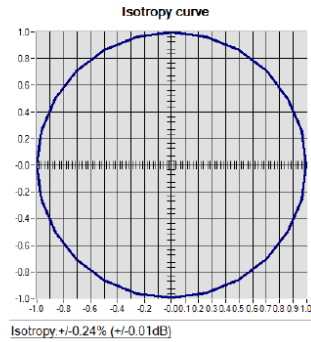


COMOSAR E-FIELD PROBE CALIBRATION REPORT

Ref: ACR.60.1.21.MVGB.A

5.4 ISOTROPY

HL1800 MHz







COMOSAR E-FIELD PROBE CALIBRATION REPORT

Ref: ACR.60.1.21.MVGB.A

6 LIST OF EQUIPMENT

| Equipment Summary Sheet            |                         |                    |   |   |
|------------------------------------|-------------------------|--------------------|---|---|
| Equipment Description              | Manufacturer / Model    | Identification No. | Current Calibration Date                      | Next Calibration Date                         |
| Flat Phantom                       | MVG                     | SN-20/09-SAM71     | Validated. No cal required.                   | Validated. No cal required.                   |
| COMOSAR Test Bench                 | Version 3               | NA                 | Validated. No cal required.                   | Validated. No cal required.                   |
| Network Analyzer                   | Rohde & Schwarz ZVM     | 100203             | 05/2019                                       | 05/2022                                       |
| Network Analyzer – Calibration kit | Rohde & Schwarz ZV-Z235 | 101223             | 05/2019                                       | 05/2022                                       |
| Multimeter                         | Keithley 2000           | 1160271            | 02/2020                                       | 02/2023                                       |
| Signal Generator                   | Rohde & Schwarz SMB     | 106589             | 04/2019                                       | 04/2022                                       |
| Amplifier                          | Aethercomm              | SN 046             | Characterized prior to test. No cal required. | Characterized prior to test. No cal required. |
| Power Meter                        | NI-USB 5680             | 170100013          | 05/2019                                       | 05/2022                                       |
| Directional Coupler                | Narda 4216-20           | 01386              | Characterized prior to test. No cal required. | Characterized prior to test. No cal required. |
| Waveguide                          | Mega Industries         | 069Y7-158-13-712   | Validated. No cal required.                   | Validated. No cal required.                   |
| Waveguide Transition               | Mega Industries         | 069Y7-158-13-701   | Validated. No cal required.                   | Validated. No cal required.                   |
| Waveguide Termination              | Mega Industries         | 069Y7-158-13-701   | Validated. No cal required.                   | Validated. No cal required.                   |
| Temperature / Humidity Sensor      | Testo 184 H1            | 44220687           | 05/2020                                       | 05/2023                                       |



## SAR Reference Dipole Calibration Report

Ref : ACR.60.2.21.MVGB.A

**SHENZHEN NTEK TESTING TECHNOLOGY  
CO., LTD.**

**BUILDING E, FENDA SCIENCE PARK, SANWEI  
COMMUNITY, XIXIANG STREET,  
BAO'AN DISTRICT, SHENZHEN GUANGDONG, CHINA  
MVG COMOSAR REFERENCE DIPOLE**

**FREQUENCY: 750 MHZ**

**SERIAL NO.: SN 03/15 DIP0G750-355**

**Calibrated at MVG**

**Z.I. de la pointe du diable**

**Technopôle Brest Iroise – 295 avenue Alexis de Rochon  
29280 PLOUZANE - FRANCE**

**Calibration date: 03/01/2021**



Accreditations #2-6789 and #2-6814  
Scope available on [www.cofrac.fr](http://www.cofrac.fr)

### *Summary:*

This document presents the method and results from an accredited SAR reference dipole calibration performed at MVG, using the COMOSAR test bench. The test results covered by accreditation are traceable to the International System of Units (SI).



SAR REFERENCE DIPOLE CALIBRATION REPORT

Ref: ACR.60.2.21.MVGB.A

|               | Name         | Function            | Date     | Signature           |
|---------------|--------------|---------------------|----------|---------------------|
| Prepared by : | Jérôme Luc   | Technical Manager   | 3/1/2021 | <i>JL</i>           |
| Checked by :  | Jérôme Luc   | Technical Manager   | 3/1/2021 | <i>JL</i>           |
| Approved by : | Yann Toutain | Laboratory Director | 3/1/2021 | <i>Yann Toutain</i> |

2021.03.0  
1 13:08:18  
+01'00'

|                | Customer Name                                       |
|----------------|---|
| Distribution : | SHENZHEN NTEK<br>TESTING<br>TECHNOLOGY<br>CO., LTD. |

| Issue | Name       | Date     | Modifications   |
|-------|------------|----------|-----------------|
| A     | Jérôme Luc | 3/1/2021 | Initial release |
|       |            |          |                 |
|       |            |          |                 |



SAR REFERENCE DIPOLE CALIBRATION REPORT

Ref: ACR.60.2.21.MVGB.A

TABLE OF CONTENTS

|     |                                      |    |
|-----|--------------------------------------|----|
| 1   | Introduction.....                    | 4  |
| 2   | Device Under Test .....              | 4  |
| 3   | Product Description .....            | 4  |
| 3.1 | General Information .....            | 4  |
| 4   | Measurement Method .....             | 5  |
| 4.1 | Return Loss Requirements .....       | 5  |
| 4.2 | Mechanical Requirements .....        | 5  |
| 5   | Measurement Uncertainty.....         | 5  |
| 5.1 | Return Loss .....                    | 5  |
| 5.2 | Dimension Measurement .....          | 5  |
| 5.3 | Validation Measurement .....         | 5  |
| 6   | Calibration Measurement Results..... | 6  |
| 6.1 | Return Loss and Impedance .....      | 6  |
| 6.2 | Mechanical Dimensions .....          | 6  |
| 7   | Validation measurement .....         | 7  |
| 7.1 | Measurement Condition .....          | 7  |
| 7.2 | Head Liquid Measurement .....        | 7  |
| 7.3 | Measurement Result .....             | 8  |
| 8   | List of Equipment .....              | 10 |