



Appendix F

RF Test Data for 5.5GWIFI (Conducted Measurement)

Product Name: projector

Test Model: P1

Environmental Conditions

Temperature:	23.8°C
Relative Humidity:	52.1%
ATM Pressure:	100.0 kPa
Test Engineer:	Can Kun
Supervised by:	Nick Peng





F.1 -26dB Bandwidth

Condition	Mode	Frequency (MHz)	Antenna	-26 dB Bandwidth (MHz)	Limit -26 dB Bandwidth (MHz)	Verdict
NVNT	a	5500	Ant1	29.301	---	Pass
NVNT	a	5580	Ant1	29.894	---	Pass
NVNT	a	5700	Ant1	28.71	---	Pass
NVNT	n20	5500	Ant1	26.204	---	Pass
NVNT	n20	5580	Ant1	27.236	---	Pass
NVNT	n20	5700	Ant1	28.177	---	Pass
NVNT	n40	5510	Ant1	39.602	---	Pass
NVNT	n40	5550	Ant1	40.12	---	Pass
NVNT	n40	5670	Ant1	40.511	---	Pass
NVNT	ac20	5500	Ant1	29.179	---	Pass
NVNT	ac20	5580	Ant1	29.579	---	Pass
NVNT	ac20	5700	Ant1	29.221	---	Pass
NVNT	ac40	5510	Ant1	39.847	---	Pass
NVNT	ac40	5550	Ant1	43.571	---	Pass
NVNT	ac40	5670	Ant1	39.983	---	Pass
NVNT	ax20	5500	Ant1	29.416	---	Pass
NVNT	ax20	5580	Ant1	28.822	---	Pass
NVNT	ax20	5700	Ant1	25.714	---	Pass
NVNT	ax40	5510	Ant1	45.04	---	Pass
NVNT	ax40	5550	Ant1	44.066	---	Pass
NVNT	ax40	5670	Ant1	40.181	---	Pass

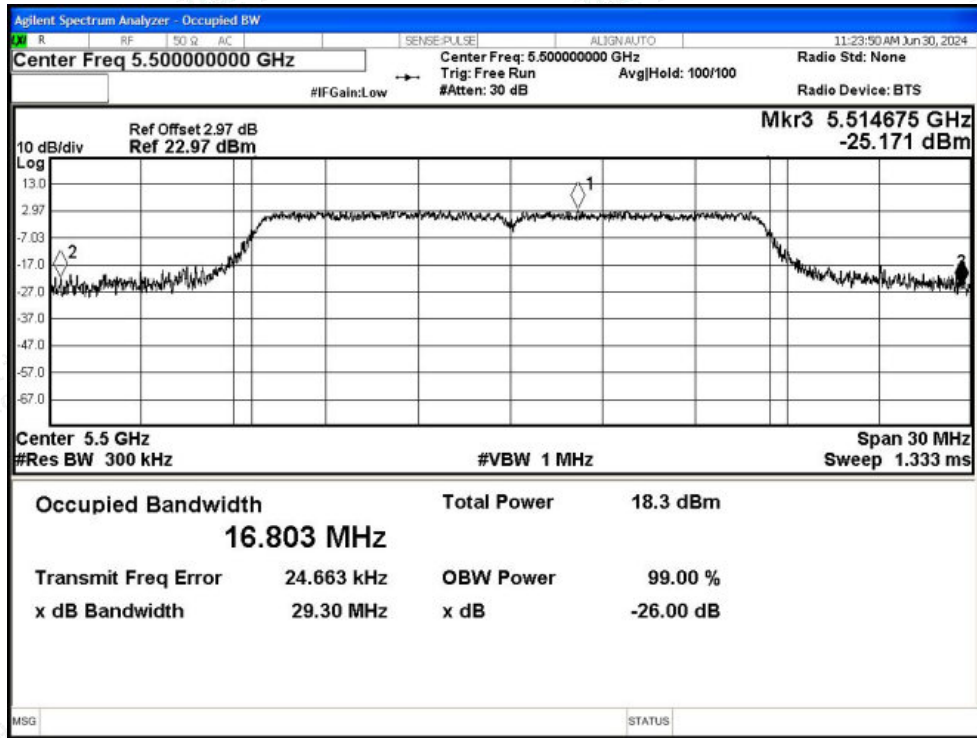


Shenzhen LCS Compliance Testing Laboratory Ltd.
 Add: 101, 201 Bldg A & 301 Bldg C, Juji Industrial Park Yabianxueziwei, Shajing Street, Baoan District, Shenzhen, 518000, China
 Tel: +(86) 0755-82591330 | E-mail: webmaster@lcs-cert.com | Web: www.lcs-cert.com
 Scan code to check authenticity

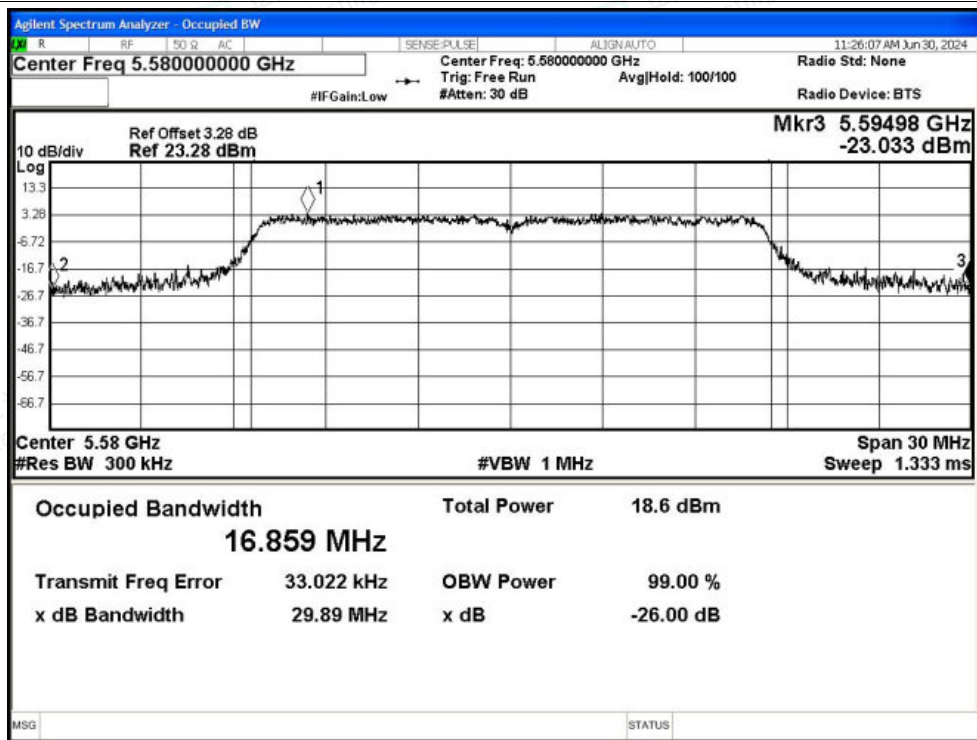


Test Graphs

-26dB Bandwidth NVNT a 5500MHz Ant1

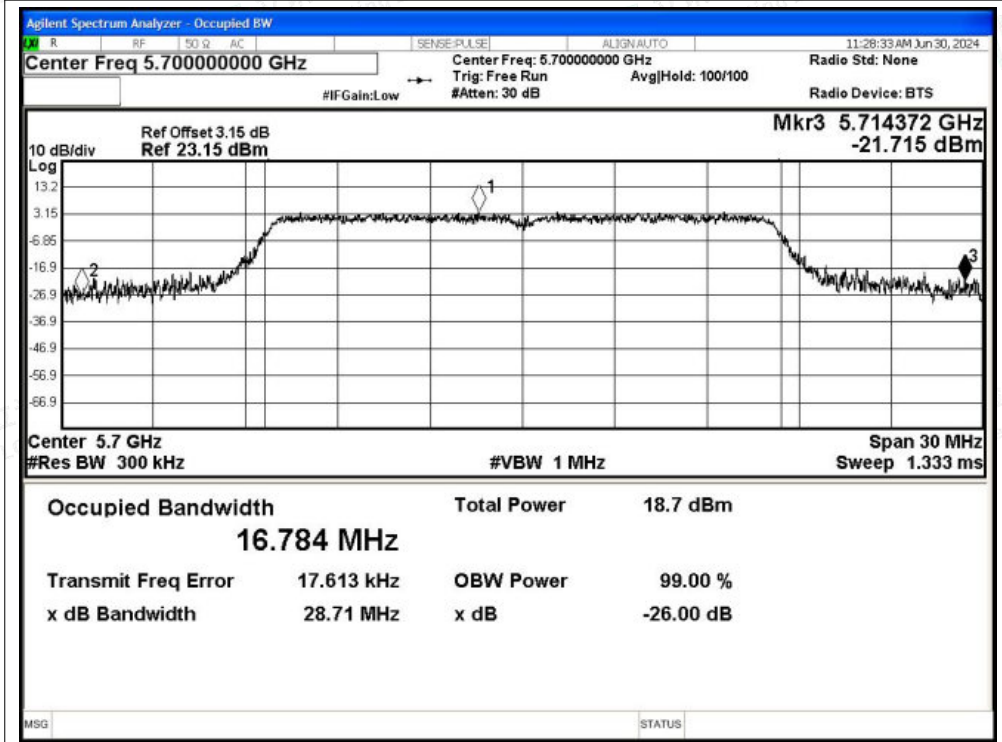


-26dB Bandwidth NVNT a 5580MHz Ant1

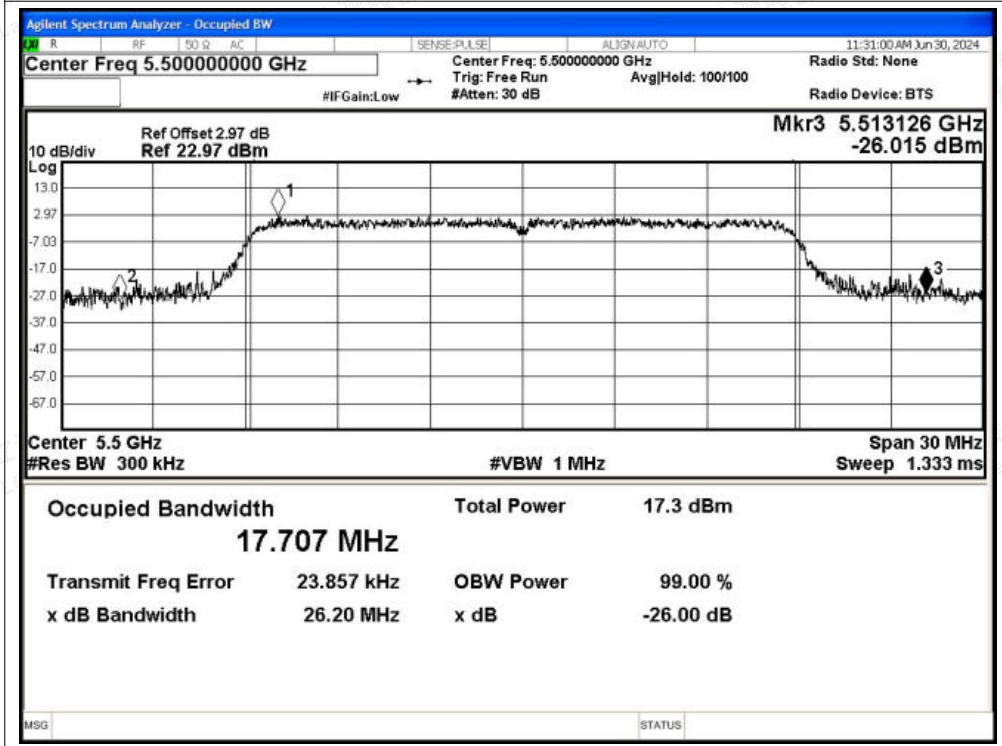




-26dB Bandwidth NVNT a 5700MHz Ant1

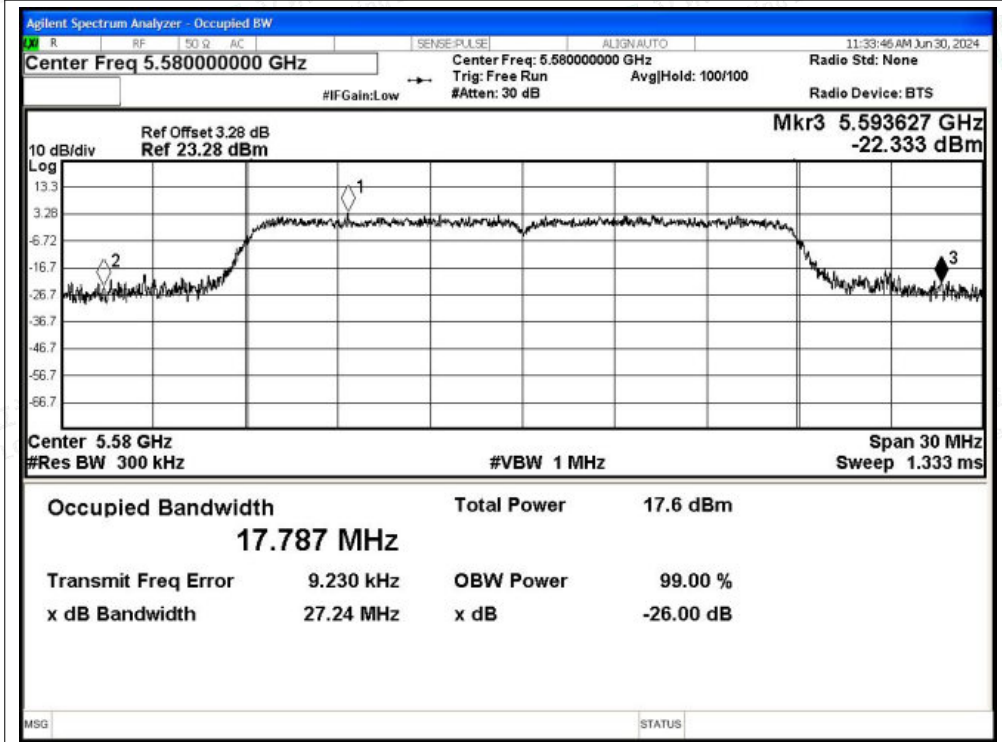


-26dB Bandwidth NVNT n20 5500MHz Ant1





-26dB Bandwidth NVNT n20 5580MHz Ant1

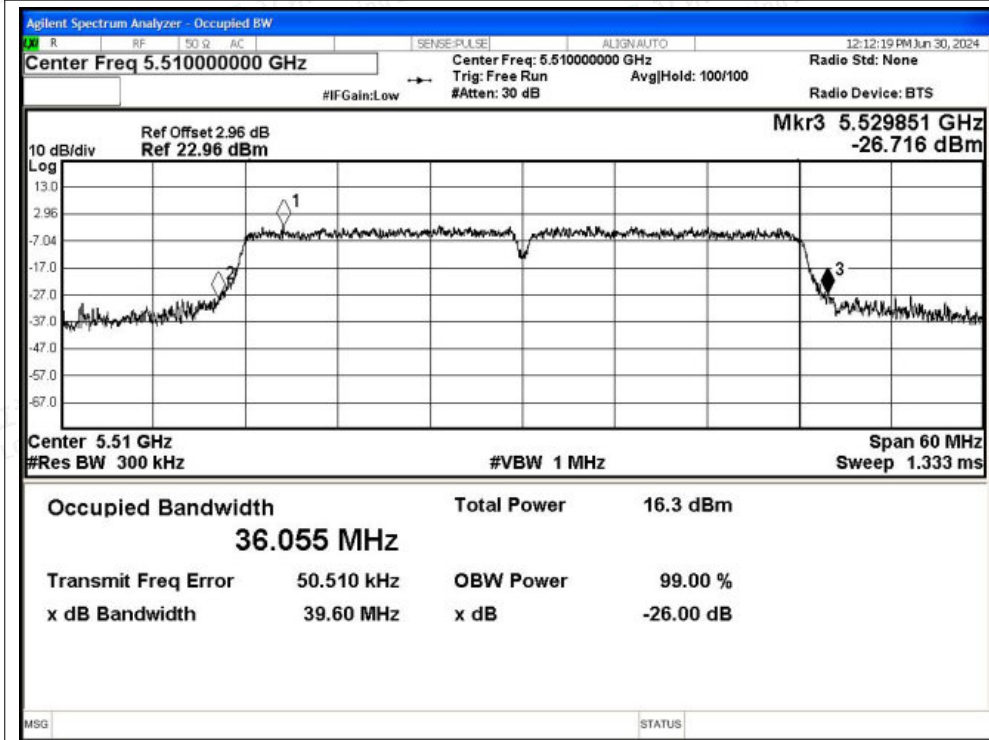


-26dB Bandwidth NVNT n20 5700MHz Ant1

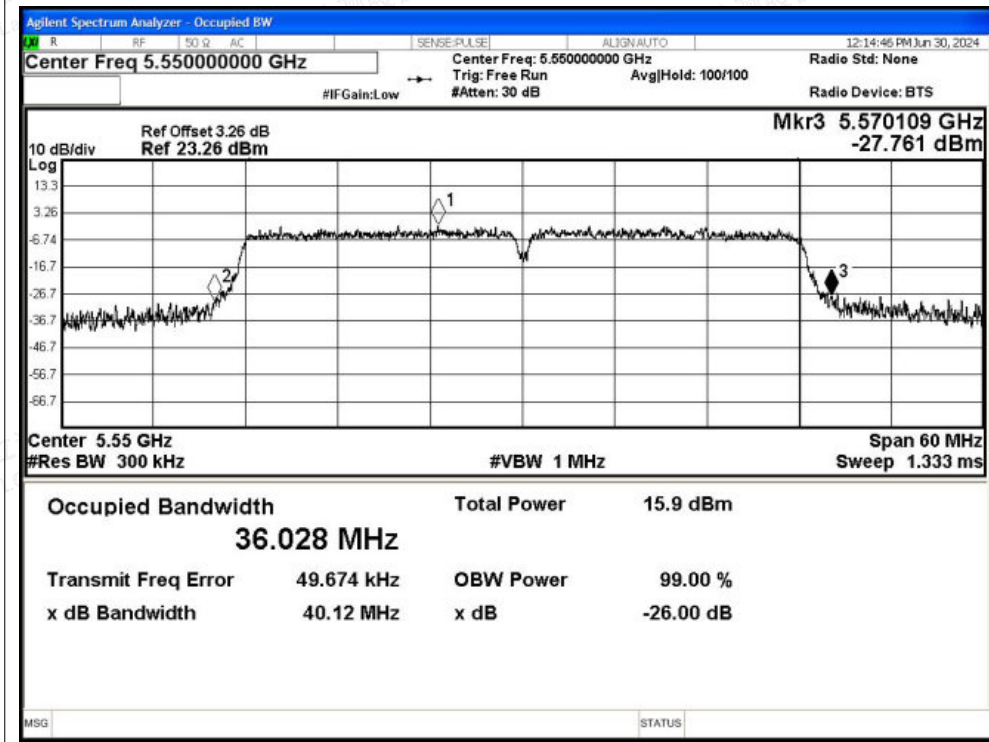




-26dB Bandwidth NVNT n40 5510MHz Ant1



-26dB Bandwidth NVNT n40 5550MHz Ant1

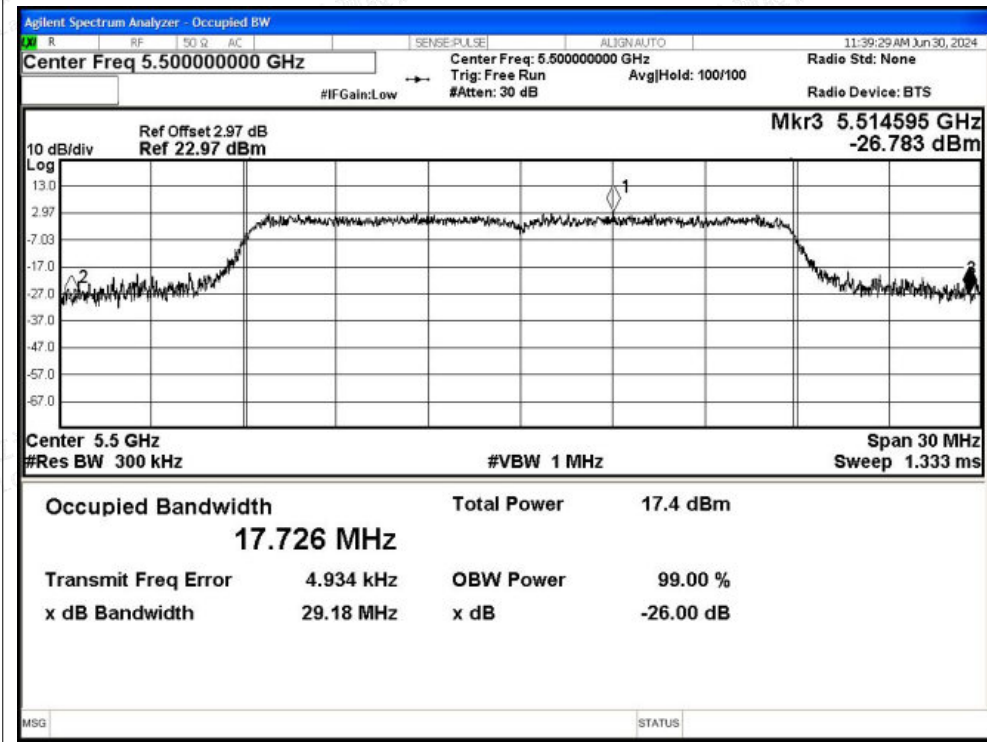




-26dB Bandwidth NVNT n40 5670MHz Ant1

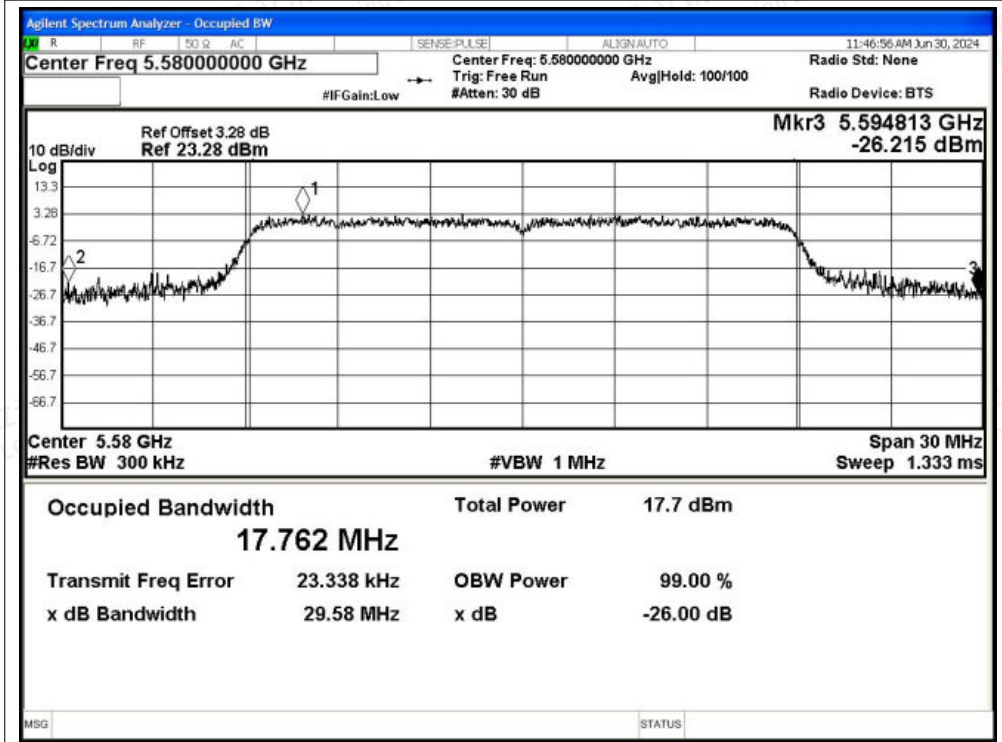


-26dB Bandwidth NVNT ac20 5500MHz Ant1

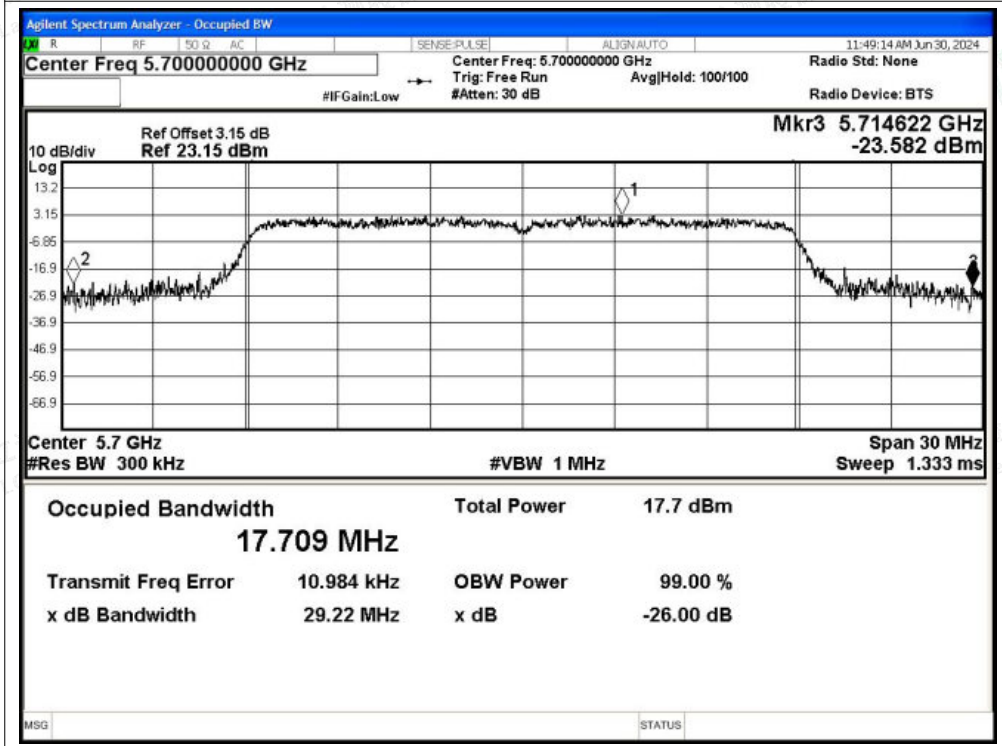




-26dB Bandwidth NVNT ac20 5580MHz Ant1

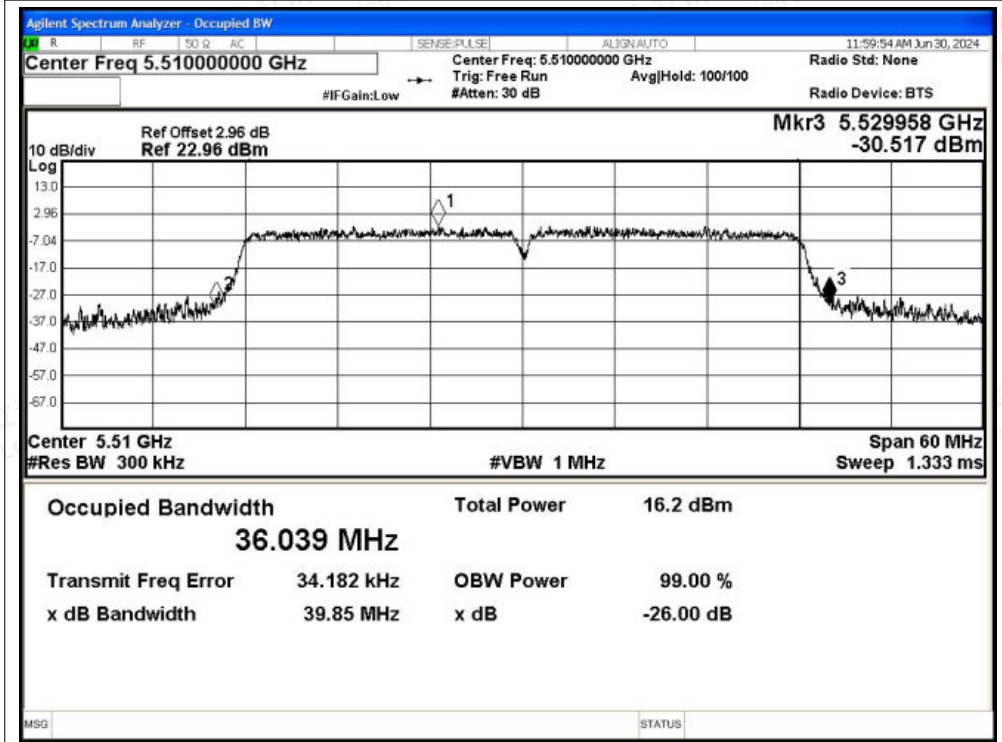


-26dB Bandwidth NVNT ac20 5700MHz Ant1

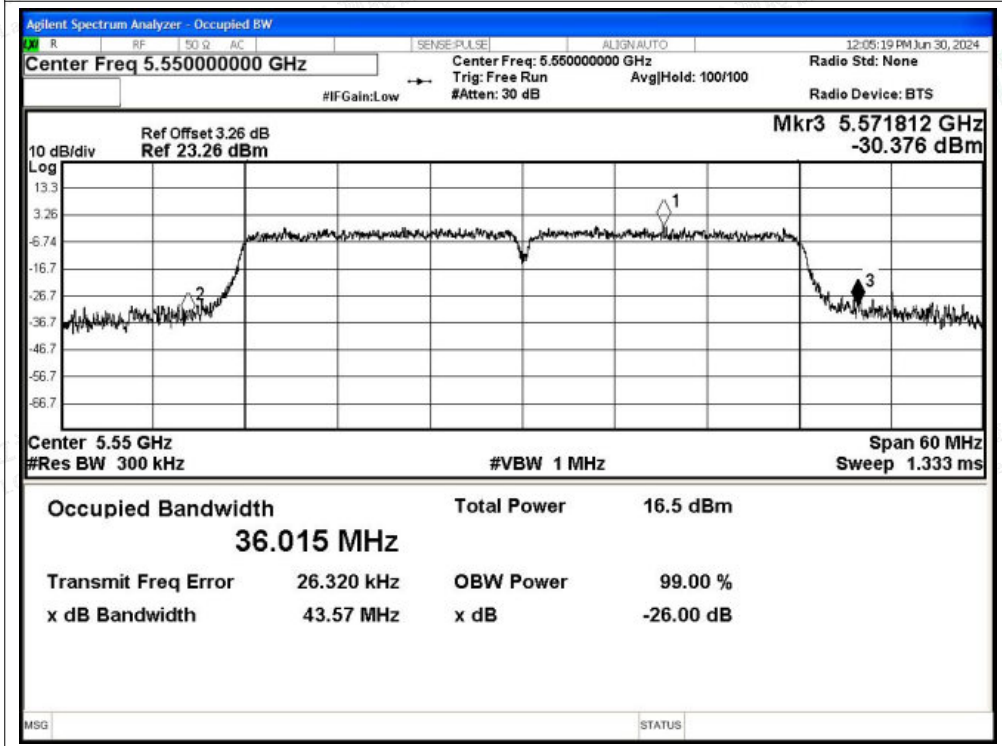




-26dB Bandwidth NVNT ac40 5510MHz Ant1

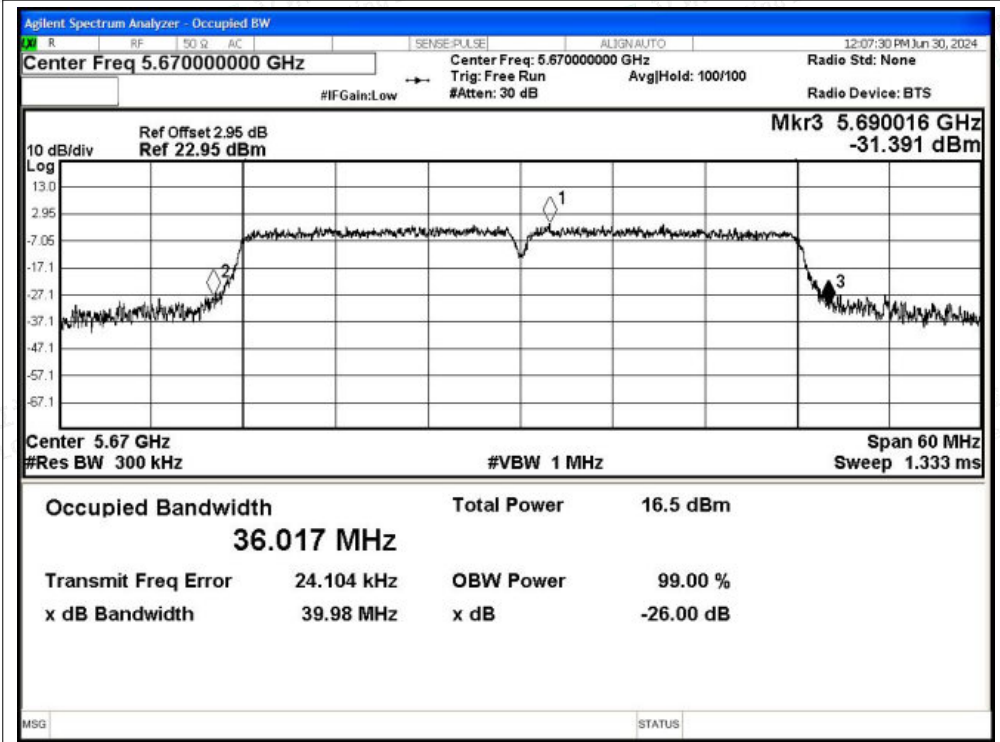


-26dB Bandwidth NVNT ac40 5550MHz Ant1

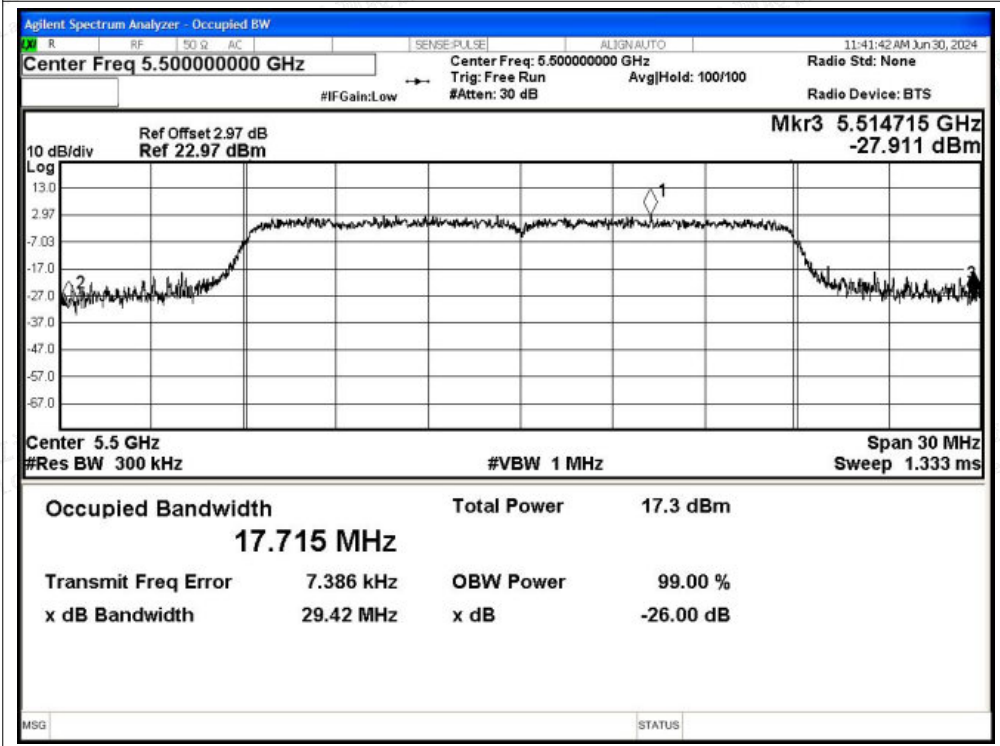




-26dB Bandwidth NVNT ac40 5670MHz Ant1

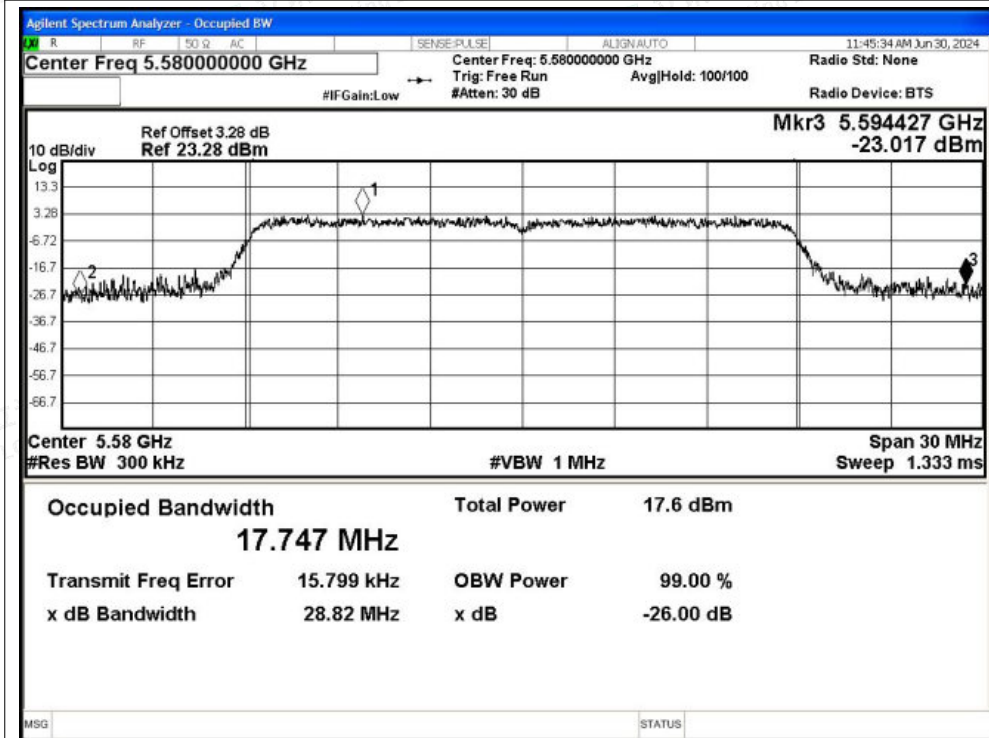


-26dB Bandwidth NVNT ax20 5500MHz Ant1

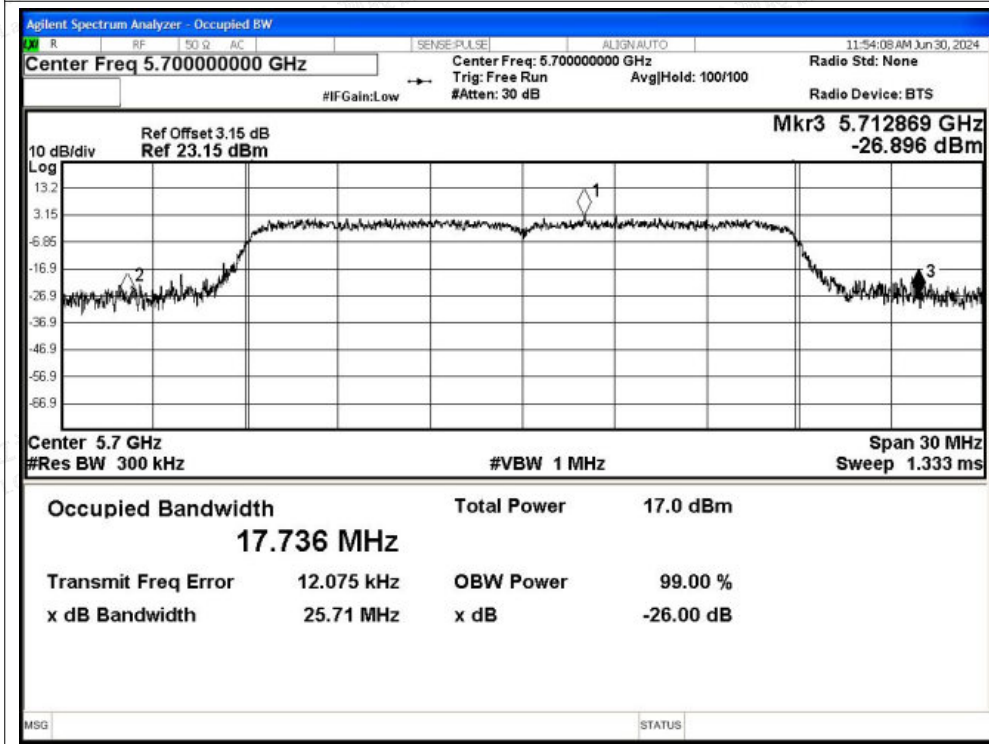




-26dB Bandwidth NVNT ax20 5580MHz Ant1

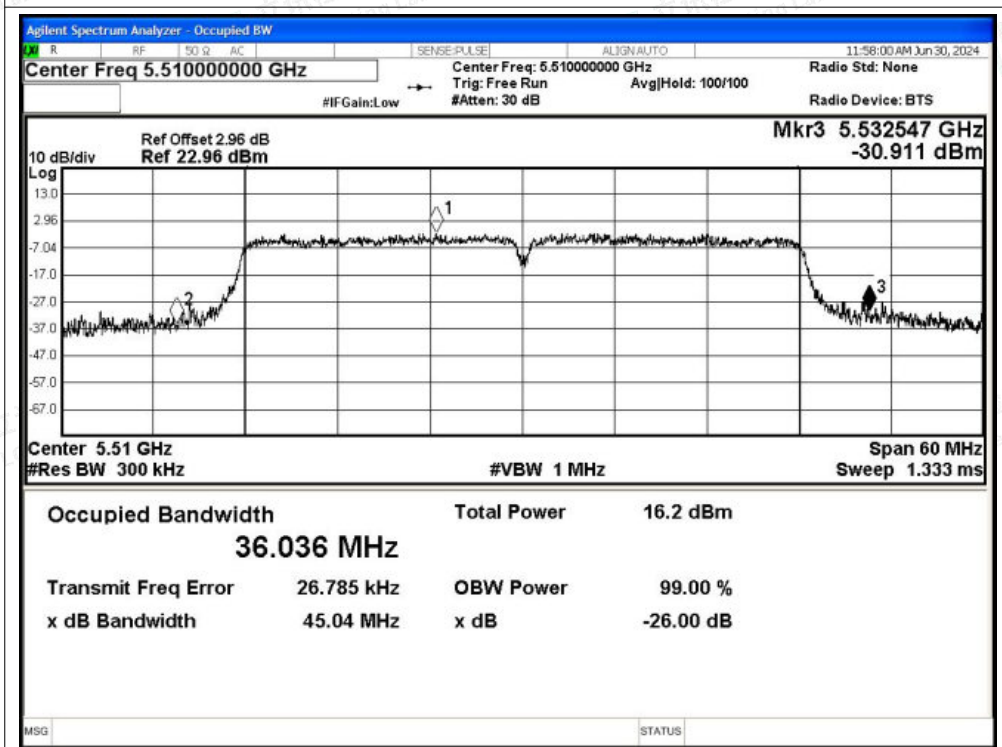


-26dB Bandwidth NVNT ax20 5700MHz Ant1

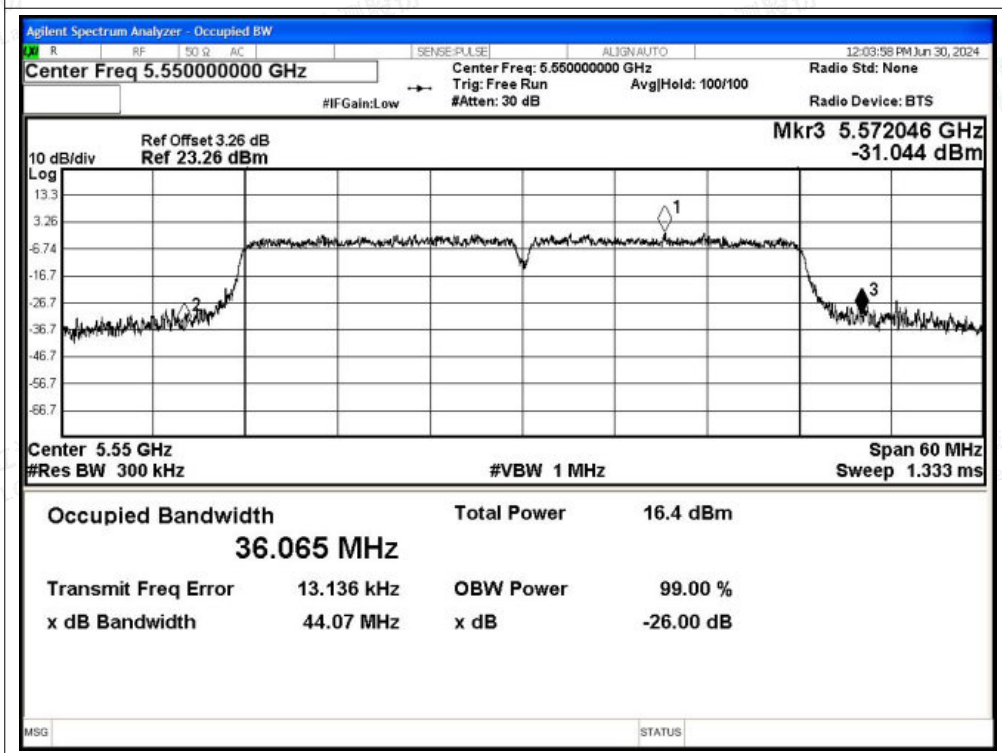




-26dB Bandwidth NVNT ax40 5510MHz Ant1

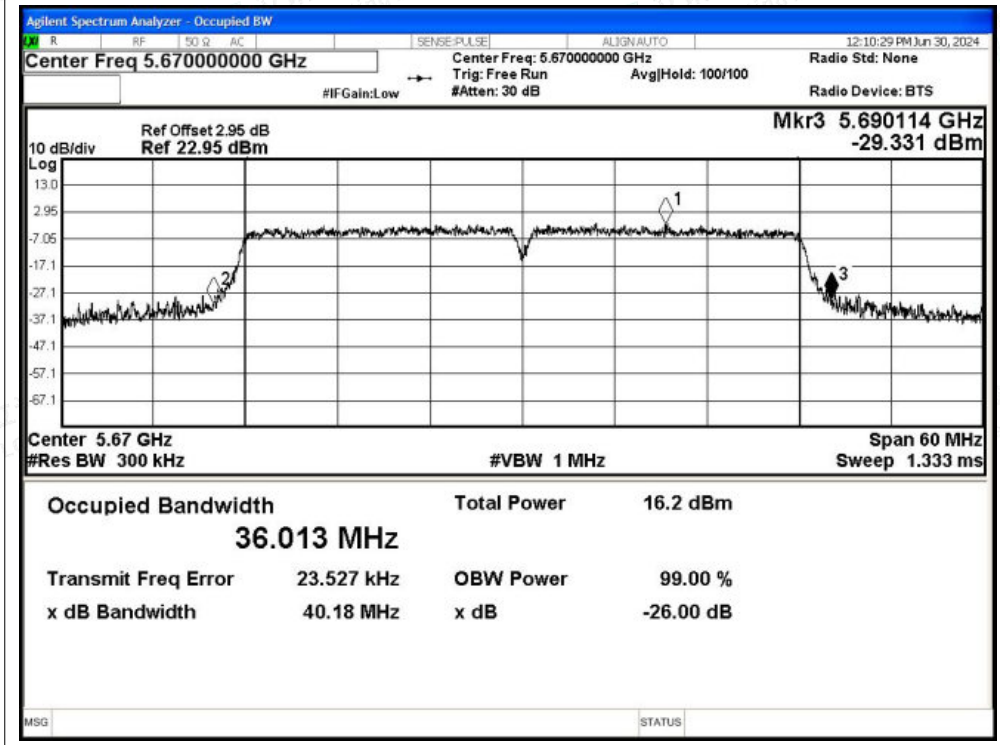


-26dB Bandwidth NVNT ax40 5550MHz Ant1





-26dB Bandwidth NVNT ax40 5670MHz Ant1





F.2 Maximum Conducted Output Power

Condition	Mode	Frequency (MHz)	Antenna	Conducted Power (dBm)	Duty Factor (dB)	Total Power (dBm)	Limit (dBm)	Verdict
NVNT	a	5500	Ant1	12.59	0.24	12.83	24	Pass
NVNT	a	5580	Ant1	12.72	0.24	12.96	24	Pass
NVNT	a	5700	Ant1	12.99	0.24	13.23	24	Pass
NVNT	n20	5500	Ant1	11.58	0.28	11.86	24	Pass
NVNT	n20	5580	Ant1	11.94	0.28	12.22	24	Pass
NVNT	n20	5700	Ant1	11.6	0.28	11.88	24	Pass
NVNT	n40	5510	Ant1	10.68	0.12	10.80	24	Pass
NVNT	n40	5550	Ant1	10.32	0.12	10.44	24	Pass
NVNT	n40	5670	Ant1	10.49	0.12	10.61	24	Pass
NVNT	ac20	5500	Ant1	11.7	0.28	11.98	24	Pass
NVNT	ac20	5580	Ant1	11.97	0.28	12.25	24	Pass
NVNT	ac20	5700	Ant1	11.9	0.28	12.18	24	Pass
NVNT	ac40	5510	Ant1	10.54	0.12	10.66	24	Pass
NVNT	ac40	5550	Ant1	10.79	0.12	10.91	24	Pass
NVNT	ac40	5670	Ant1	10.79	0.12	10.91	24	Pass
NVNT	ax20	5500	Ant1	11.63	0.28	11.91	24	Pass
NVNT	ax20	5580	Ant1	11.93	0.28	12.21	24	Pass
NVNT	ax20	5700	Ant1	11.46	0.28	11.74	24	Pass
NVNT	ax40	5510	Ant1	10.55	0.12	10.67	24	Pass
NVNT	ax40	5550	Ant1	10.81	0.12	10.93	24	Pass
NVNT	ax40	5670	Ant1	10.54	0.12	10.66	24	Pass



Shenzhen LCS Compliance Testing Laboratory Ltd.
 Add: 101, 201 Bldg A & 301 Bldg C, Juji Industrial Park Yabianxueziwei, Shajing Street, Baoan District, Shenzhen, 518000, China
 Tel: +(86) 0755-82591330 | E-mail: webmaster@lcs-cert.com | Web: www.lcs-cert.com
 Scan code to check authenticity



F.3 Maximum Power Spectral Density Level

Condition	Mode	Frequency (MHz)	Antenna	Conducted PSD (dBm/MHz)	Duty Factor (dB)	Total PSD (dBm/MHz)	Limit (dBm/MHz)	Verdict
NVNT	a	5500	Ant1	2.28	0.24	2.52	11	Pass
NVNT	a	5580	Ant1	2.07	0.24	2.31	11	Pass
NVNT	a	5700	Ant1	2.39	0.24	2.63	11	Pass
NVNT	n20	5500	Ant1	0.89	0.28	1.17	11	Pass
NVNT	n20	5580	Ant1	0.95	0.28	1.23	11	Pass
NVNT	n20	5700	Ant1	0.76	0.28	1.04	11	Pass
NVNT	n40	5510	Ant1	-3.09	0.12	-2.97	11	Pass
NVNT	n40	5550	Ant1	-3.59	0.12	-3.47	11	Pass
NVNT	n40	5670	Ant1	-3.13	0.12	-3.01	11	Pass
NVNT	ac20	5500	Ant1	0.88	0.28	1.16	11	Pass
NVNT	ac20	5580	Ant1	1.16	0.28	1.44	11	Pass
NVNT	ac20	5700	Ant1	0.97	0.28	1.25	11	Pass
NVNT	ac40	5510	Ant1	-3.23	0.12	-3.11	11	Pass
NVNT	ac40	5550	Ant1	-2.89	0.12	-2.77	11	Pass
NVNT	ac40	5670	Ant1	-2.73	0.12	-2.61	11	Pass
NVNT	ax20	5500	Ant1	0.93	0.28	1.21	11	Pass
NVNT	ax20	5580	Ant1	1.13	0.28	1.41	11	Pass
NVNT	ax20	5700	Ant1	0.4	0.28	0.68	11	Pass
NVNT	ax40	5510	Ant1	-3.38	0.12	-3.26	11	Pass
NVNT	ax40	5550	Ant1	-2.82	0.12	-2.70	11	Pass
NVNT	ax40	5670	Ant1	-3.19	0.12	-3.07	11	Pass

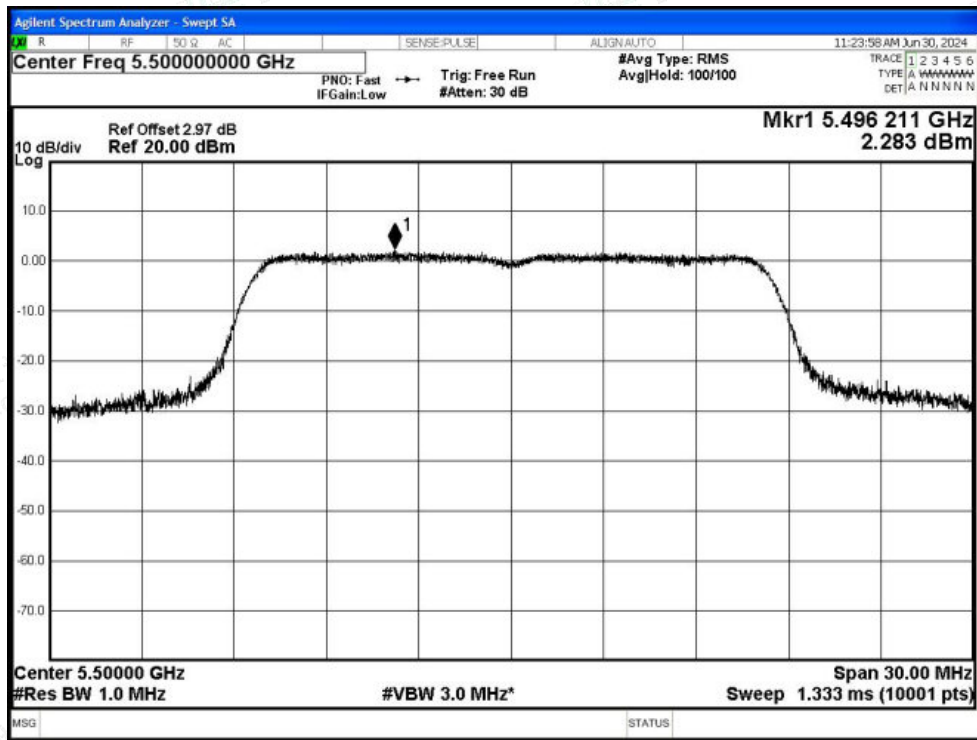


Shenzhen LCS Compliance Testing Laboratory Ltd.
 Add: 101, 201 Bldg A & 301 Bldg C, Juji Industrial Park Yabianxueziwei, Shajing Street, Baoan District, Shenzhen, 518000, China
 Tel: +(86) 0755-82591330 | E-mail: webmaster@lcs-cert.com | Web: www.lcs-cert.com
 Scan code to check authenticity

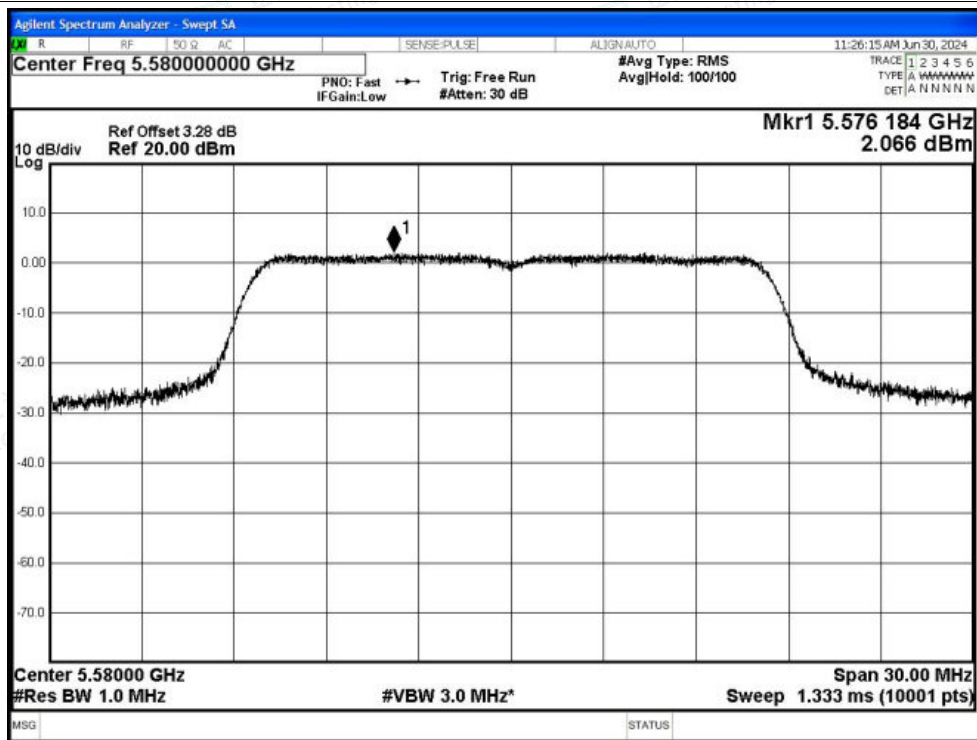


Test Graphs

PSD NVNT a 5500MHz Ant1

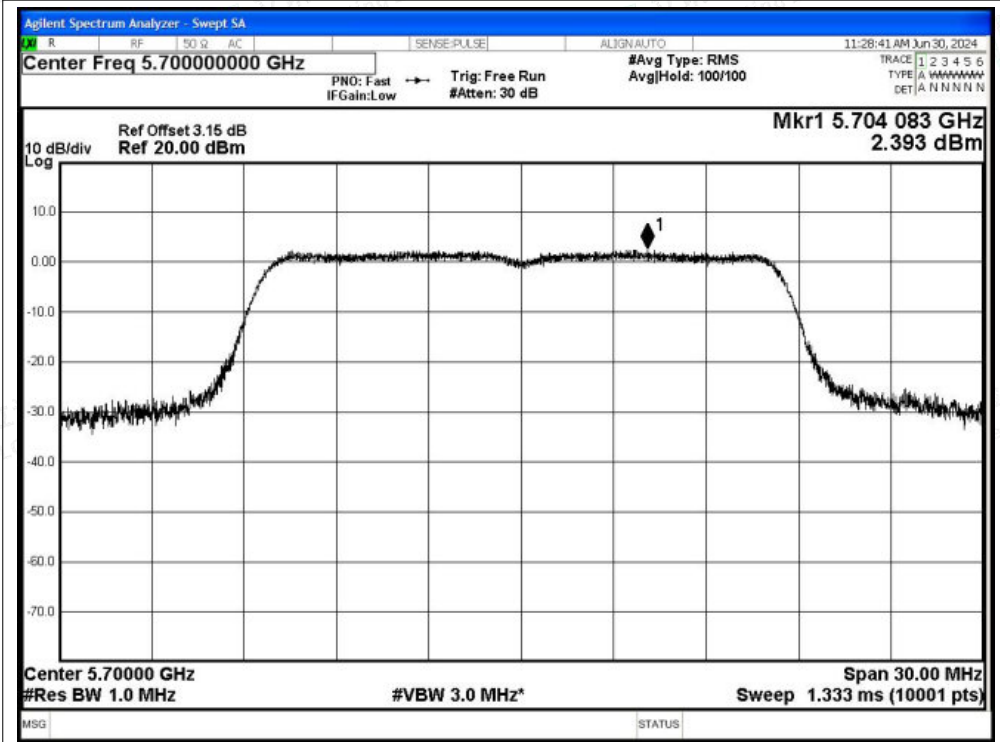


PSD NVNT a 5580MHz Ant1

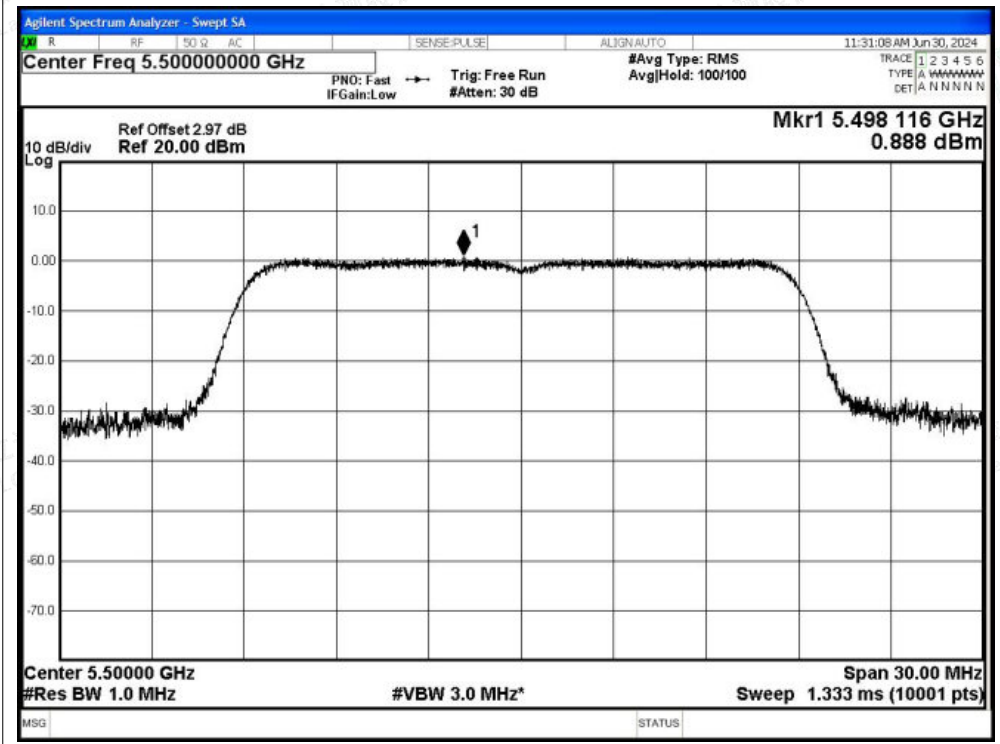




PSD NVNT a 5700MHz Ant1

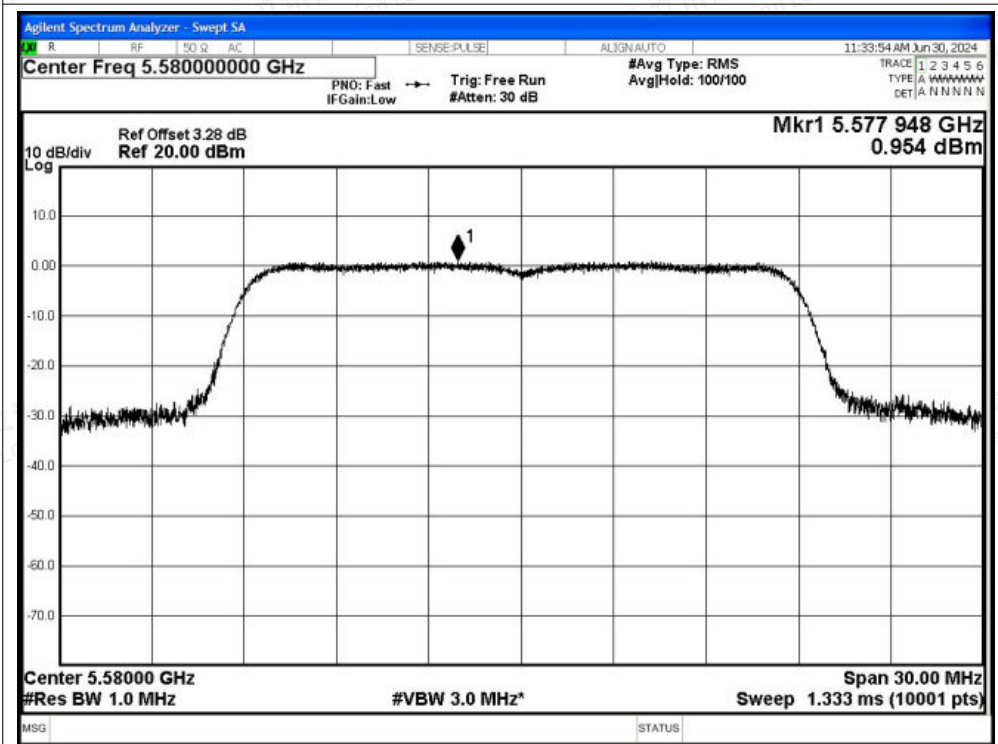


PSD NVNT n20 5500MHz Ant1

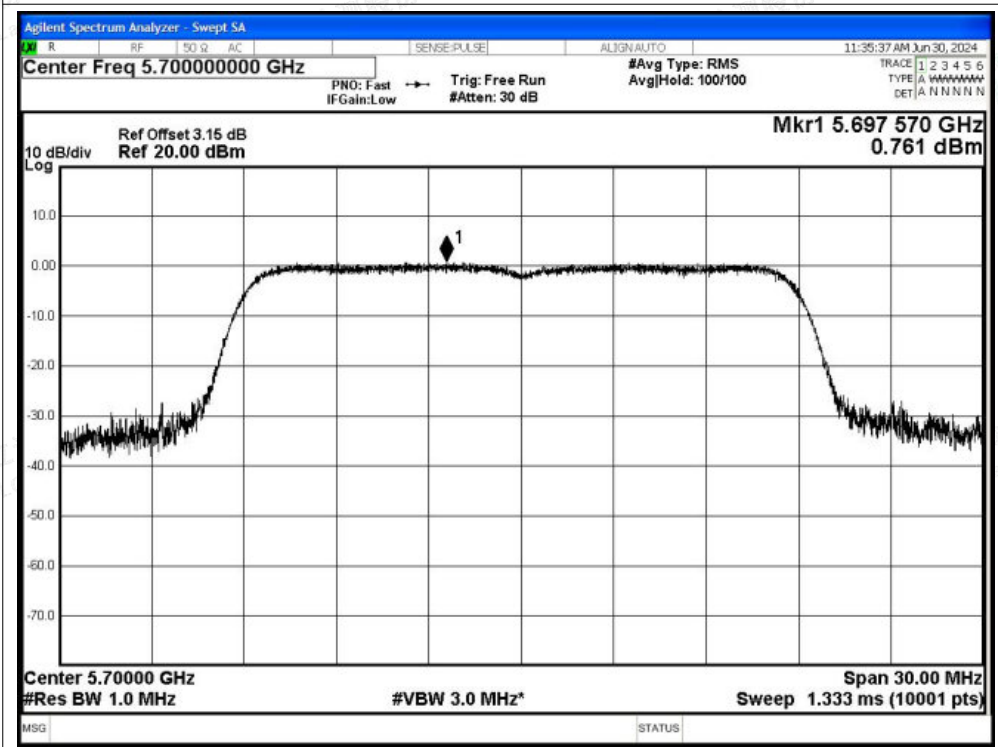




PSD NVNT n20 5580MHz Ant1

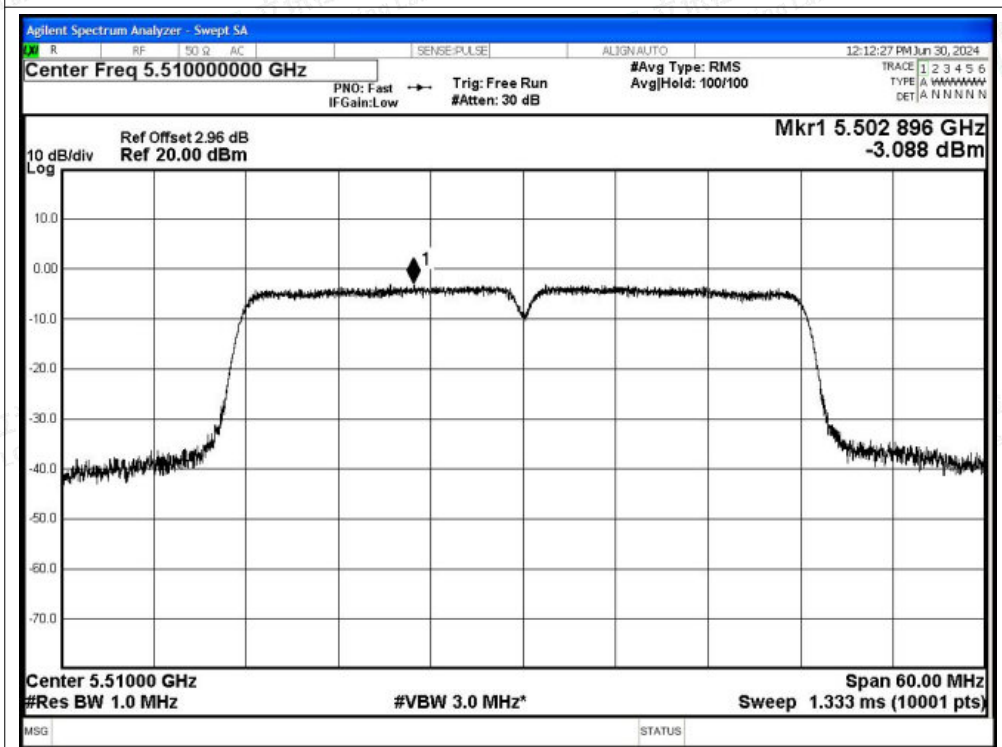


PSD NVNT n20 5700MHz Ant1

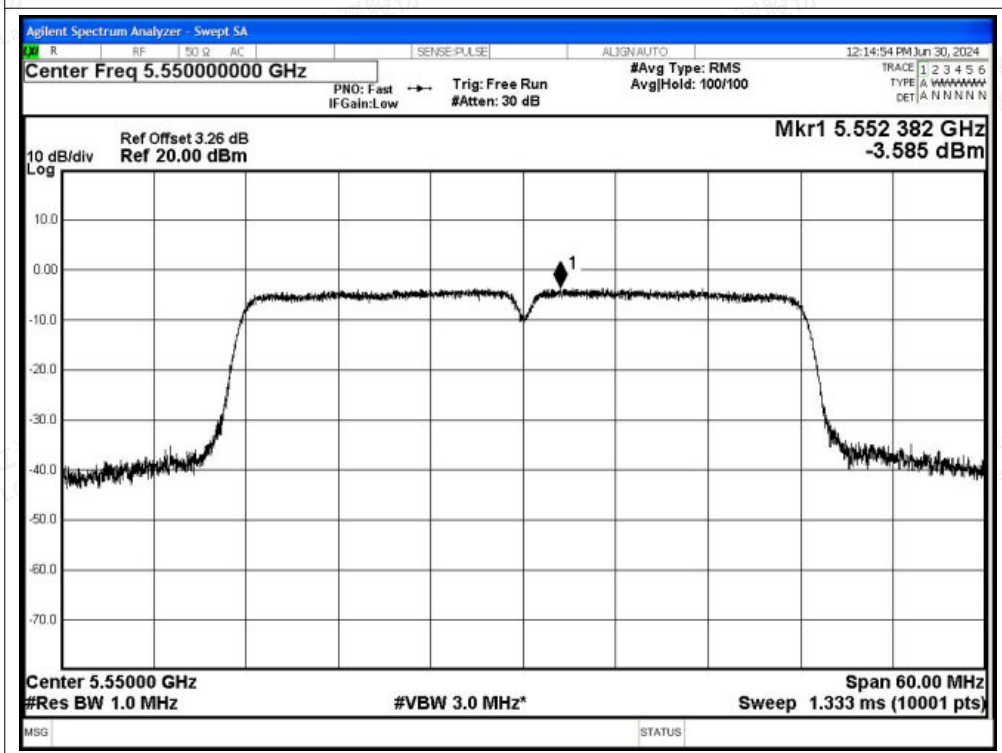




PSD NVNT n40 5510MHz Ant1

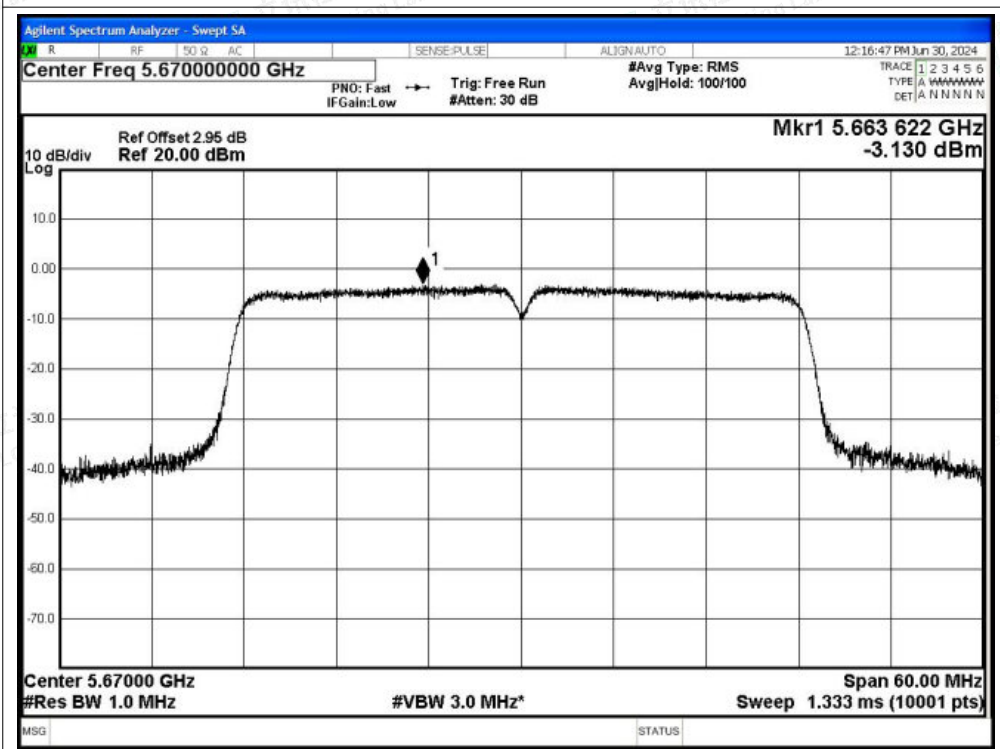


PSD NVNT n40 5550MHz Ant1

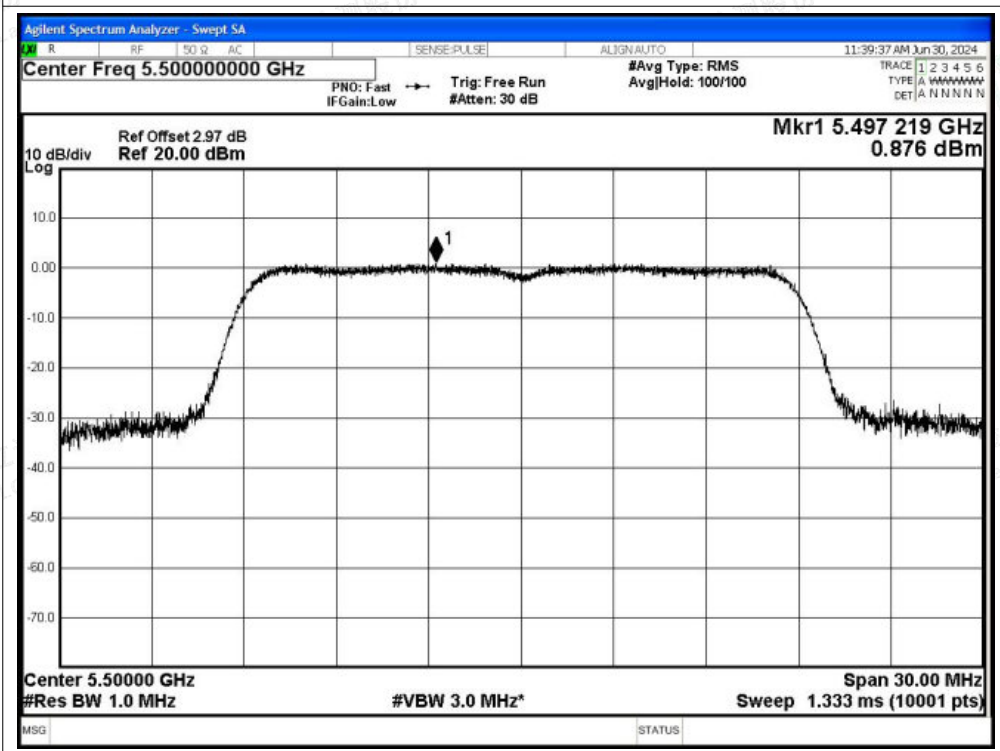




PSD NVNT n40 5670MHz Ant1

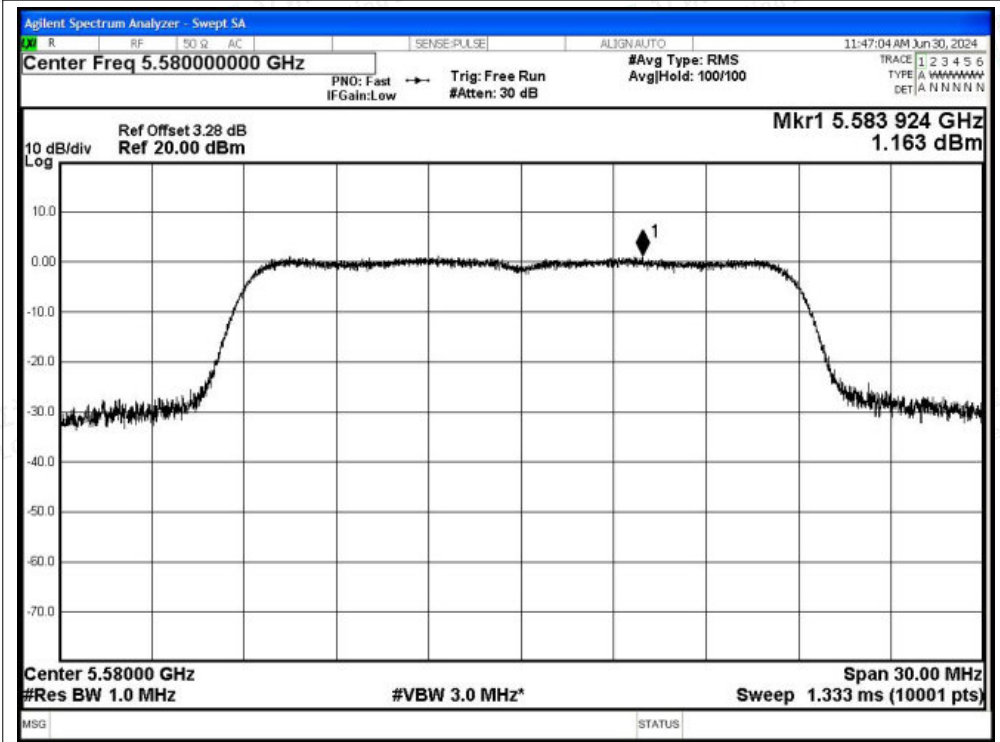


PSD NVNT ac20 5500MHz Ant1

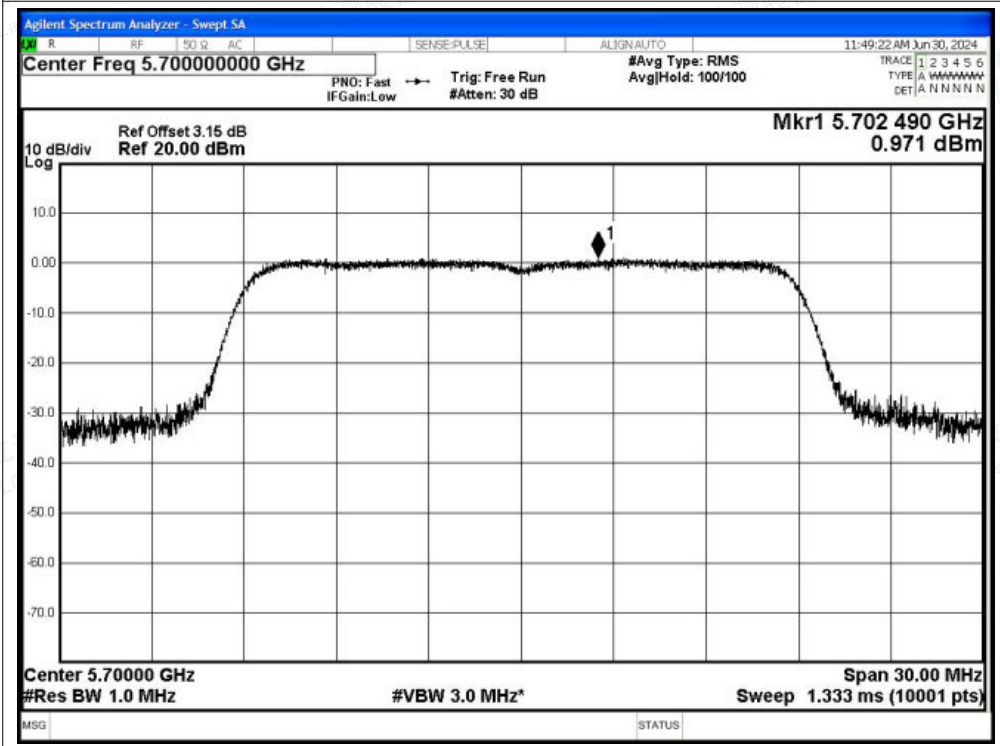




PSD NVNT ac20 5580MHz Ant1

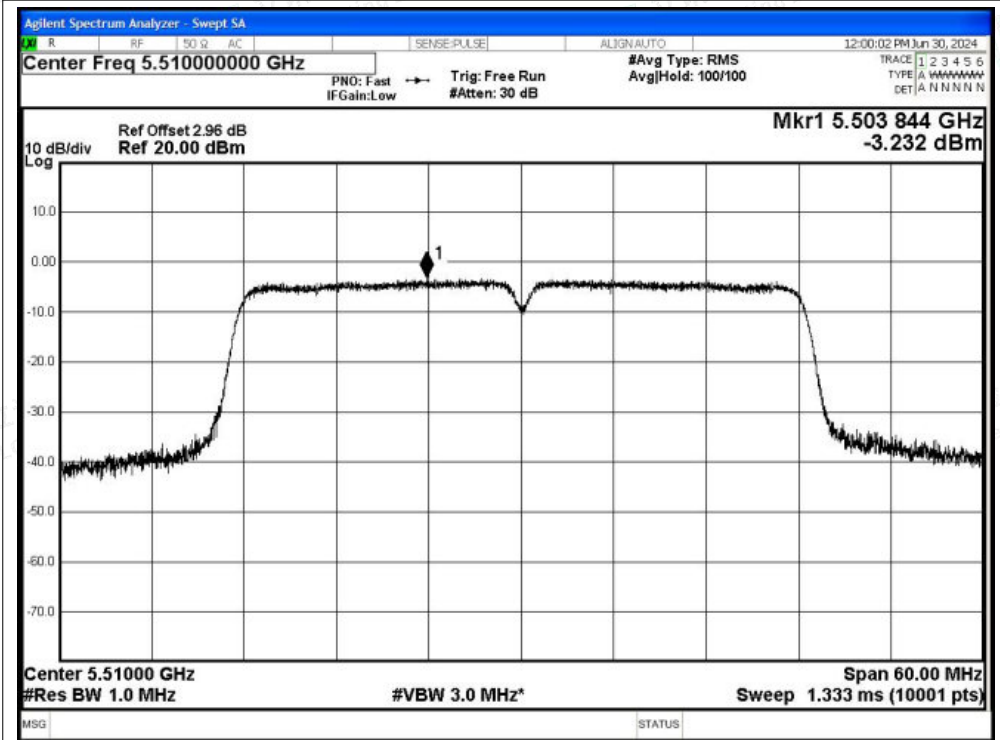


PSD NVNT ac20 5700MHz Ant1

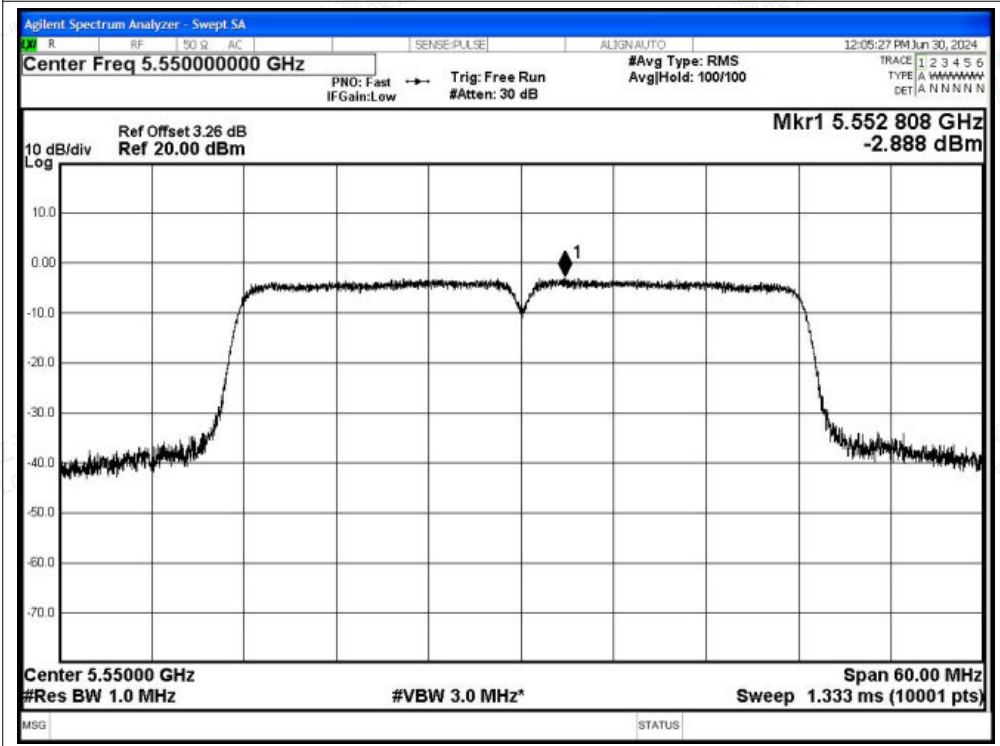




PSD NVNT ac40 5510MHz Ant1

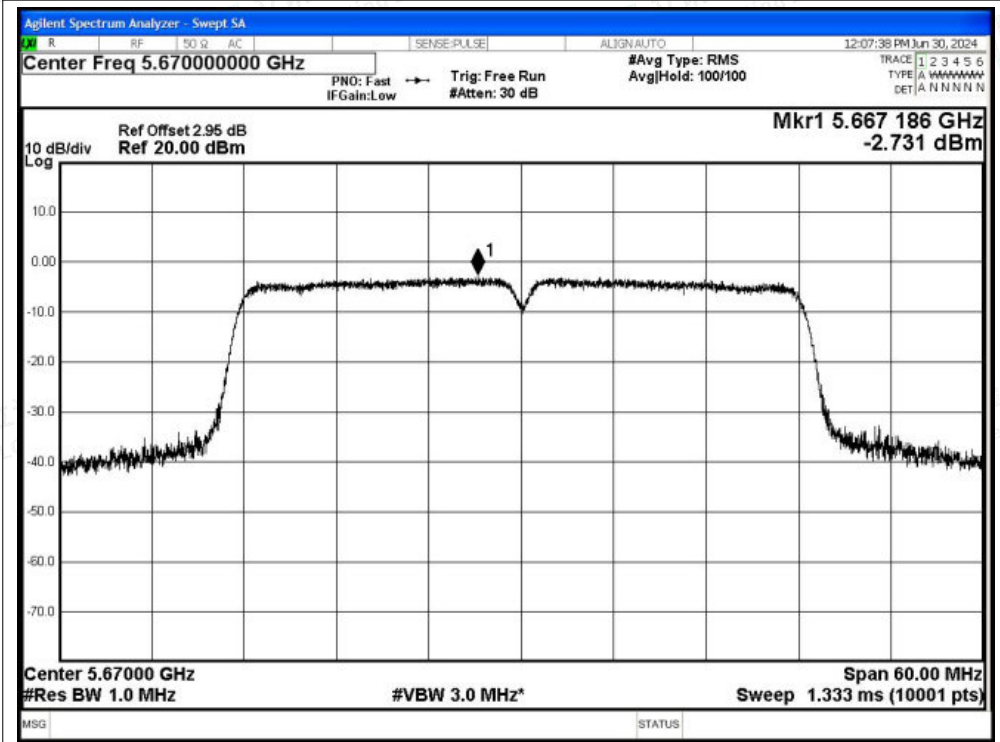


PSD NVNT ac40 5550MHz Ant1

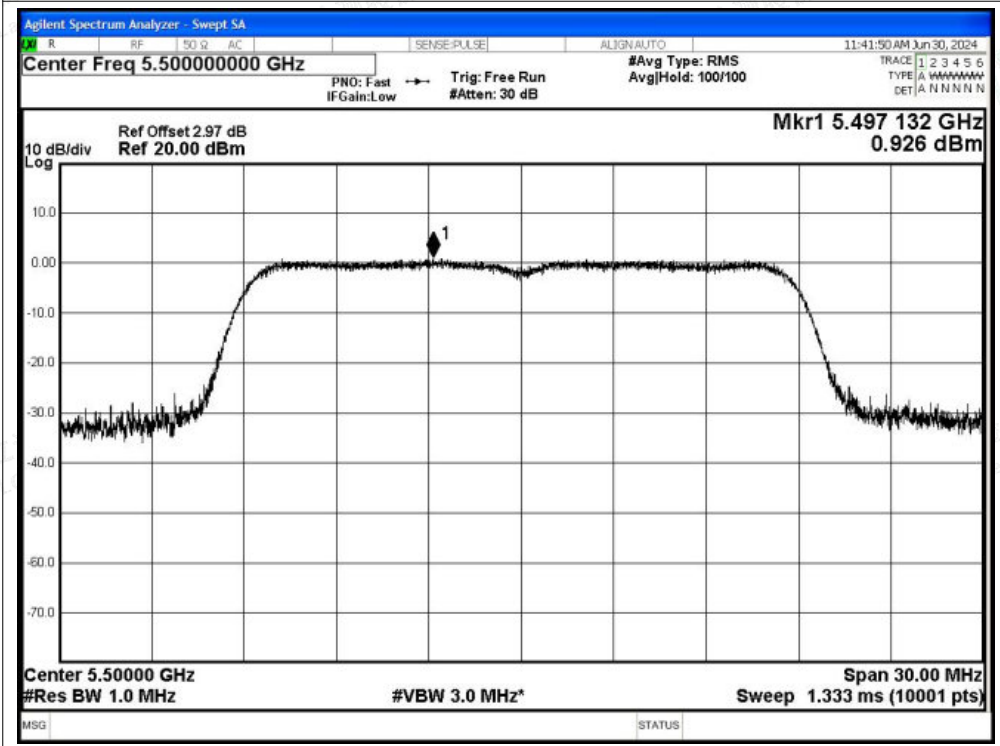




PSD NVNT ac40 5670MHz Ant1

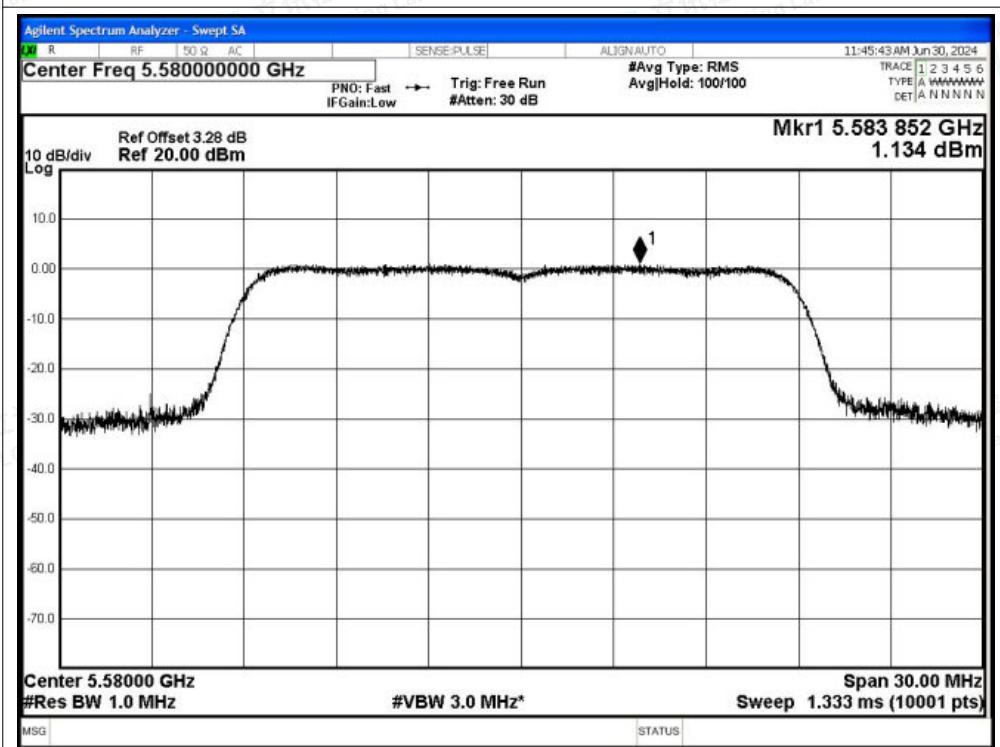


PSD NVNT ax20 5500MHz Ant1

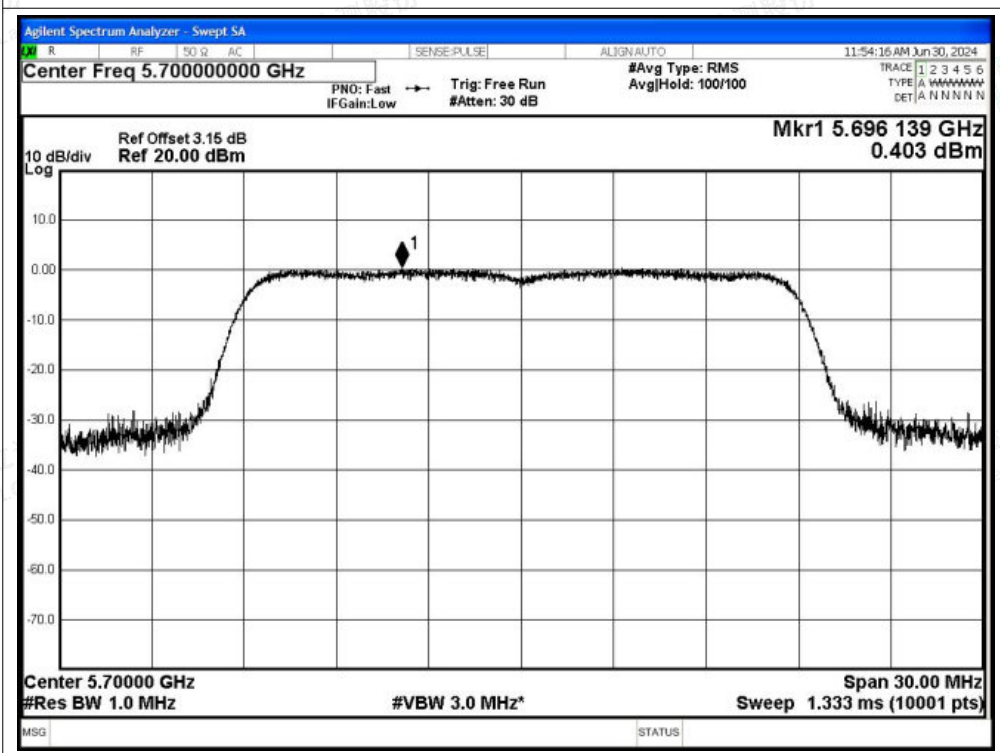




PSD NVNT ax20 5580MHz Ant1

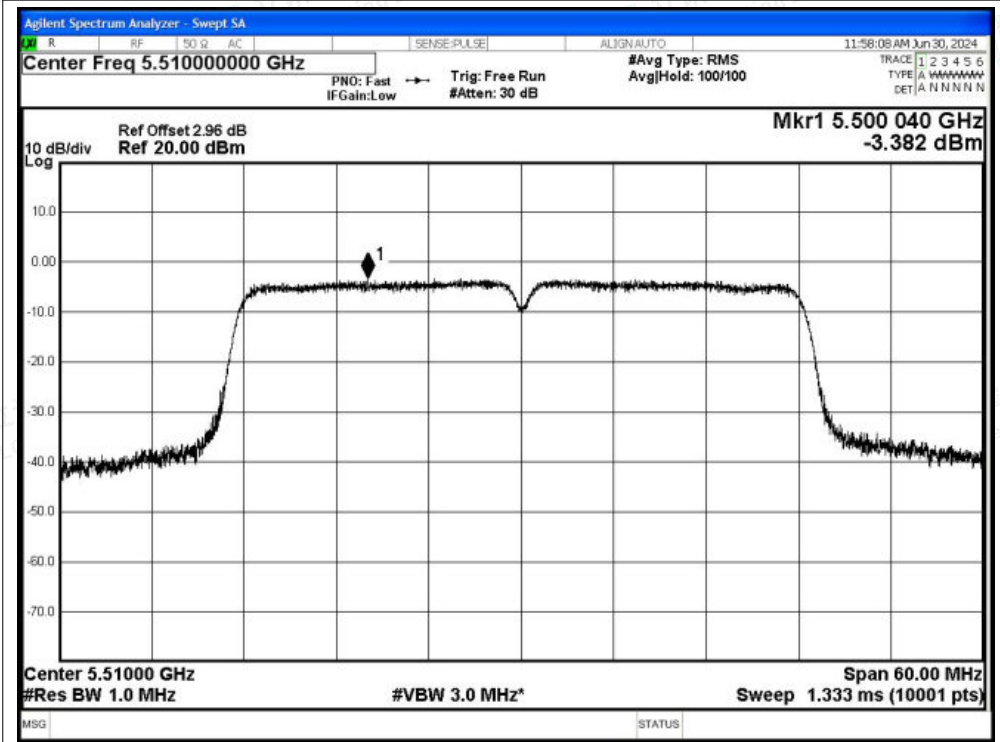


PSD NVNT ax20 5700MHz Ant1

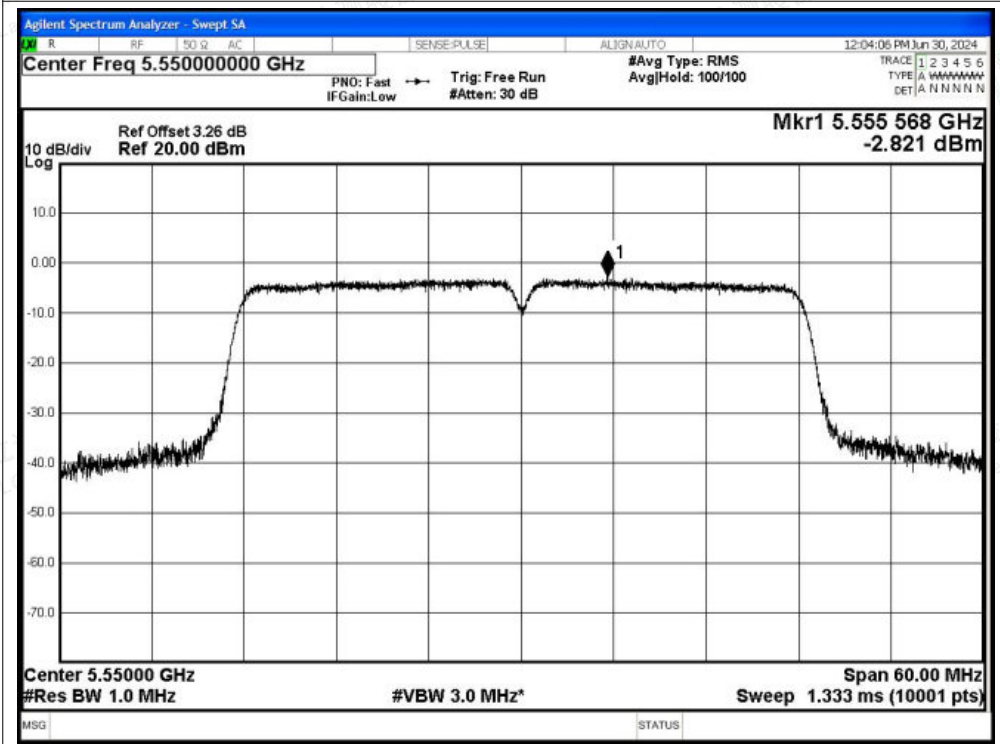


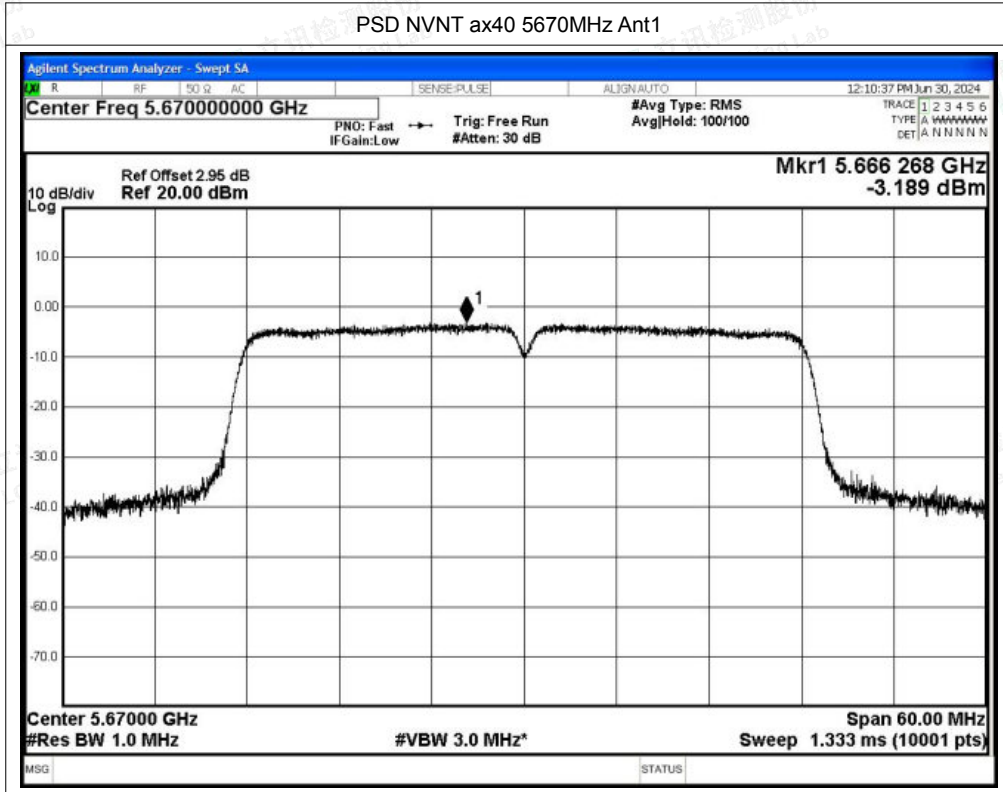


PSD NVNT ax40 5510MHz Ant1



PSD NVNT ax40 5550MHz Ant1







F.4 Restrict Band

Condition	Mode	Frequency (MHz)	Antenna	Spur Freq (MHz)	Power (dBm)	Gain (dBi)	Duty Factor (dB)	E (dBuV/m)	Detector	Limit (dBuV/m)	Verdict
NVNT	a	5500	Ant1	5460	-49.93	2	-	47.3	Peak	68.2	Pass
NVNT	a	5500	Ant1	5460	-57.45	2	0.24	40.02	Average	54	Pass
NVNT	a	5500	Ant1	5469	-41.53	2	-	55.7	Peak	68.2	Pass
NVNT	a	5500	Ant1	5467.8	-55.24	2	0.24	42.23	Average	54	Pass
NVNT	a	5500	Ant1	5470	-43.75	2	-	53.48	Peak	68.2	Pass
NVNT	a	5500	Ant1	5470	-56.01	2	0.24	41.46	Average	54	Pass
NVNT	a	5700	Ant1	5725	-38.62	2	-	58.61	Peak	68.2	Pass
NVNT	a	5700	Ant1	5725	-52.34	2	0.24	45.13	Average	54	Pass
NVNT	a	5700	Ant1	5725.6	-35.63	2	-	61.6	Peak	68.2	Pass
NVNT	a	5700	Ant1	5735	-48.42	2	-	48.81	Peak	68.2	Pass
NVNT	a	5700	Ant1	5735	-56.08	2	0.24	41.39	Average	54	Pass
NVNT	n20	5500	Ant1	5460	-48.68	2	-	48.55	Peak	68.2	Pass
NVNT	n20	5500	Ant1	5460	-57.43	2	0.28	40.08	Average	54	Pass
NVNT	n20	5500	Ant1	5467	-40.67	2	-	56.56	Peak	68.2	Pass
NVNT	n20	5500	Ant1	5469	-54.08	2	0.28	43.43	Average	54	Pass
NVNT	n20	5500	Ant1	5470	-45.38	2	-	51.85	Peak	68.2	Pass
NVNT	n20	5500	Ant1	5470	-54.12	2	0.28	43.39	Average	54	Pass
NVNT	n20	5700	Ant1	5725	-39.71	2	-	57.52	Peak	68.2	Pass
NVNT	n20	5700	Ant1	5725	-54.02	2	0.28	43.49	Average	54	Pass
NVNT	n20	5700	Ant1	5725.6	-37.98	2	-	59.25	Peak	68.2	Pass
NVNT	n20	5700	Ant1	5725.8	-52.87	2	0.28	44.64	Average	54	Pass
NVNT	n20	5700	Ant1	5735	-49.09	2	-	48.14	Peak	68.2	Pass
NVNT	n20	5700	Ant1	5735	-57.44	2	0.28	40.07	Average	54	Pass
NVNT	n40	5510	Ant1	5460	-48.92	2	-	48.31	Peak	68.2	Pass
NVNT	n40	5510	Ant1	5460	-57.46	2	0.12	39.89	Average	54	Pass
NVNT	n40	5510	Ant1	5468.2	-40.26	2	-	56.97	Peak	68.2	Pass
NVNT	n40	5510	Ant1	5470	-55.11	2	0.12	42.24	Average	54	Pass
NVNT	n40	5510	Ant1	5470	-43.88	2	-	53.35	Peak	68.2	Pass
NVNT	n40	5670	Ant1	5725	-50.35	2	-	46.88	Peak	68.2	Pass
NVNT	n40	5670	Ant1	5725	-58.05	2	0.12	39.3	Average	54	Pass
NVNT	n40	5670	Ant1	5731.4	-47.71	2	-	49.52	Peak	68.2	Pass
NVNT	n40	5670	Ant1	5726.4	-57.56	2	0.12	39.79	Average	54	Pass
NVNT	n40	5670	Ant1	5735	-50.6	2	-	46.63	Peak	68.2	Pass
NVNT	n40	5670	Ant1	5735	-58.06	2	0.12	39.29	Average	54	Pass
NVNT	ac20	5500	Ant1	5460	-49.45	2	-	47.78	Peak	68.2	Pass
NVNT	ac20	5500	Ant1	5460	-57.6	2	0	39.63	Average	54	Pass





NVNT	ac20	5500	Ant1	5470	-43.51	2	-	53.72	Peak	68.2	Pass
NVNT	ac20	5500	Ant1	5469.6	-56.12	2	0	41.11	Average	54	Pass
NVNT	ac20	5500	Ant1	5470	-56.33	2	0	40.9	Average	54	Pass
NVNT	ac20	5700	Ant1	5725	-41.53	2	-	55.7	Peak	68.2	Pass
NVNT	ac20	5700	Ant1	5725	-53.26	2	0.28	44.25	Average	54	Pass
NVNT	ac20	5700	Ant1	5725.6	-39.66	2	-	57.57	Peak	68.2	Pass
NVNT	ac20	5700	Ant1	5725.6	-52.64	2	0.28	44.87	Average	54	Pass
NVNT	ac20	5700	Ant1	5735	-47.96	2	-	49.27	Peak	68.2	Pass
NVNT	ac20	5700	Ant1	5735	-57.26	2	0.28	40.25	Average	54	Pass
NVNT	ac40	5510	Ant1	5460	-50.52	2	-	46.71	Peak	68.2	Pass
NVNT	ac40	5510	Ant1	5460	-57.09	2	0.12	40.26	Average	54	Pass
NVNT	ac40	5510	Ant1	5468.6	-41.21	2	-	56.02	Peak	68.2	Pass
NVNT	ac40	5510	Ant1	5469.4	-54.37	2	0.12	42.98	Average	54	Pass
NVNT	ac40	5510	Ant1	5470	-45.04	2	-	52.19	Peak	68.2	Pass
NVNT	ac40	5510	Ant1	5470	-54.91	2	0.12	42.44	Average	54	Pass
NVNT	ac40	5670	Ant1	5725	-51.77	2	-	45.46	Peak	68.2	Pass
NVNT	ac40	5670	Ant1	5725	-58.04	2	0.12	39.31	Average	54	Pass
NVNT	ac40	5670	Ant1	5726.2	-47.9	2	-	49.33	Peak	68.2	Pass
NVNT	ac40	5670	Ant1	5729.6	-57.5	2	0.12	39.85	Average	54	Pass
NVNT	ac40	5670	Ant1	5735	-48.67	2	-	48.56	Peak	68.2	Pass
NVNT	ac40	5670	Ant1	5735	-57.91	2	0.12	39.44	Average	54	Pass
NVNT	ax20	5500	Ant1	5460	-49.73	2	-	47.5	Peak	68.2	Pass
NVNT	ax20	5500	Ant1	5460	-57.97	2	0.28	39.54	Average	54	Pass
NVNT	ax20	5500	Ant1	5468	-45.52	2	-	51.71	Peak	68.2	Pass
NVNT	ax20	5500	Ant1	5470	-55.48	2	0.28	42.03	Average	54	Pass
NVNT	ax20	5500	Ant1	5470	-46.81	2	-	50.42	Peak	68.2	Pass
NVNT	ax20	5700	Ant1	5725	-41.46	2	-	55.77	Peak	68.2	Pass
NVNT	ax20	5700	Ant1	5725	-52.66	2	0	44.57	Average	54	Pass
NVNT	ax20	5700	Ant1	5725.4	-38.89	2	-	58.34	Peak	68.2	Pass
NVNT	ax20	5700	Ant1	5735	-49.72	2	-	47.51	Peak	68.2	Pass
NVNT	ax20	5700	Ant1	5735	-57.23	2	0	40	Average	54	Pass
NVNT	ax40	5510	Ant1	5460	-50.33	2	-	46.9	Peak	68.2	Pass
NVNT	ax40	5510	Ant1	5460	-57.15	2	0.12	40.2	Average	54	Pass
NVNT	ax40	5510	Ant1	5469.2	-43.48	2	-	53.75	Peak	68.2	Pass
NVNT	ax40	5510	Ant1	5469.8	-54.47	2	0.12	42.88	Average	54	Pass
NVNT	ax40	5510	Ant1	5470	-44.66	2	-	52.57	Peak	68.2	Pass
NVNT	ax40	5510	Ant1	5470	-55.01	2	0.12	42.34	Average	54	Pass
NVNT	ax40	5670	Ant1	5725	-50.96	2	-	46.27	Peak	68.2	Pass
NVNT	ax40	5670	Ant1	5725	-58.03	2	0	39.2	Average	54	Pass
NVNT	ax40	5670	Ant1	5733.6	-48.82	2	-	48.41	Peak	68.2	Pass
NVNT	ax40	5670	Ant1	5729.6	-57.12	2	0	40.11	Average	54	Pass





NVNT	ax40	5670	Ant1	5735	-49.76	2	-	47.47	Peak	68.2	Pass
NVNT	ax40	5670	Ant1	5735	-57.93	2	0	39.3	Average	54	Pass

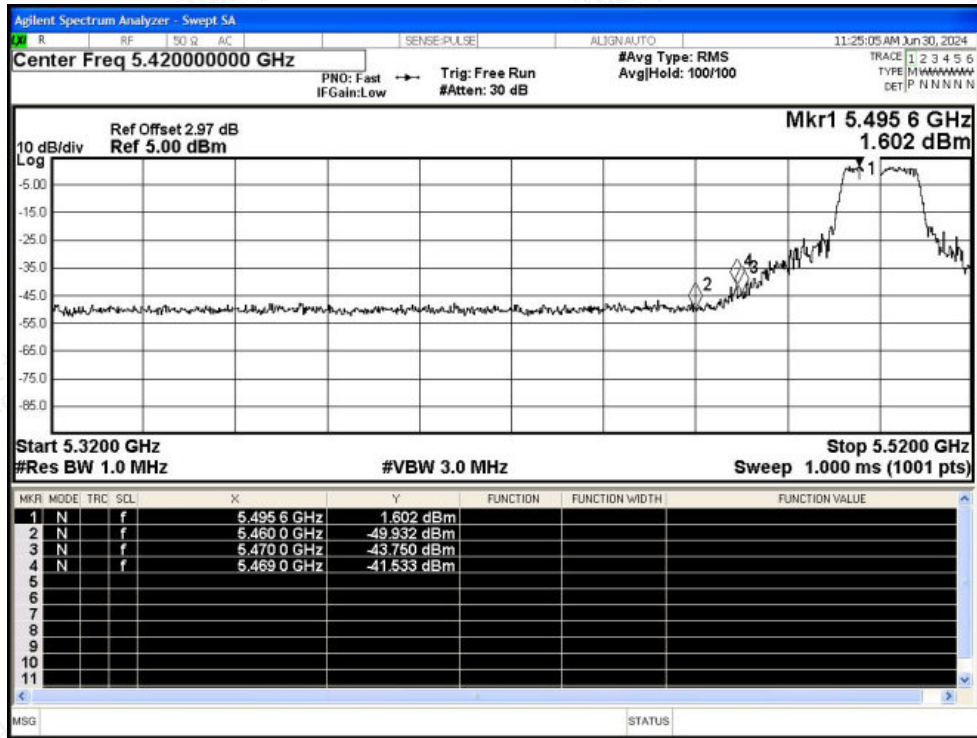


Shenzhen LCS Compliance Testing Laboratory Ltd.
Add: 101, 201 Bldg A & 301 Bldg C, Juji Industrial Park Yabianxueziwei, Shajing Street, Baoan District, Shenzhen, 518000, China
Tel: +(86) 0755-82591330 | E-mail: webmaster@lcs-cert.com | Web: www.lcs-cert.com
Scan code to check authenticity

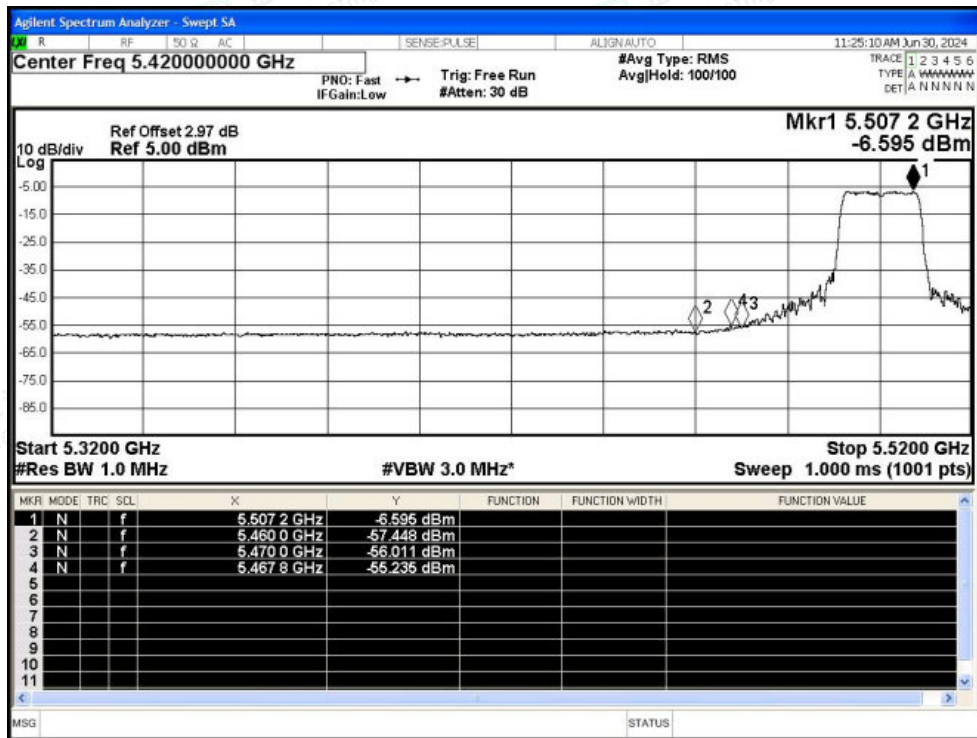


Test Graphs

Restrict Band NVNT a 5500MHz Ant1 Peak

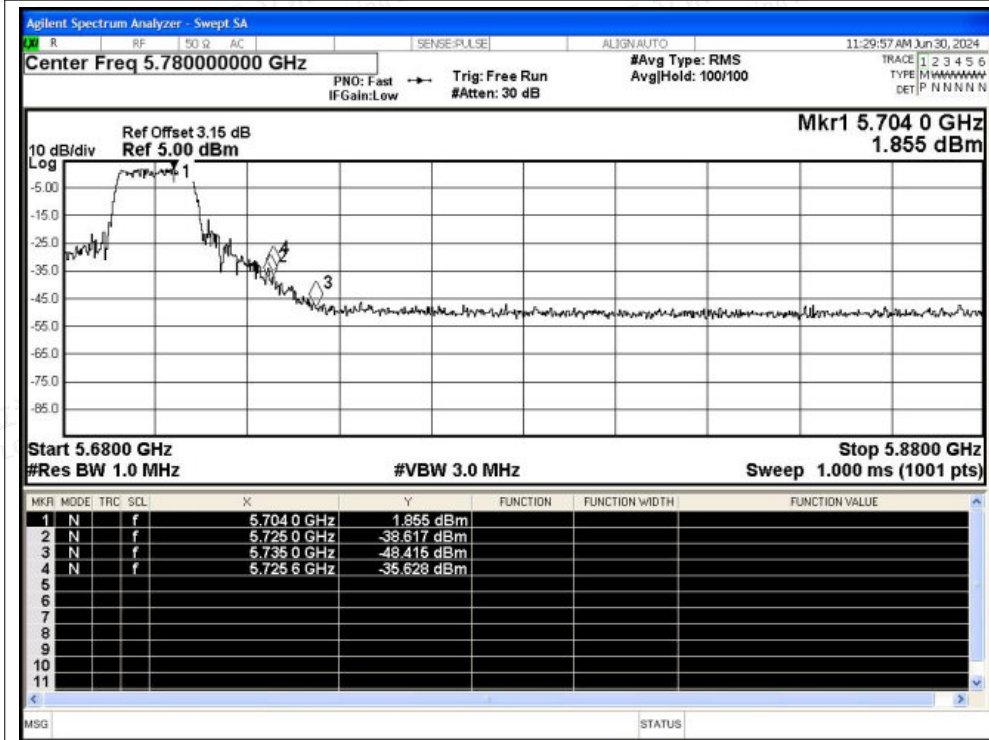


Restrict Band NVNT a 5500MHz Ant1 Average

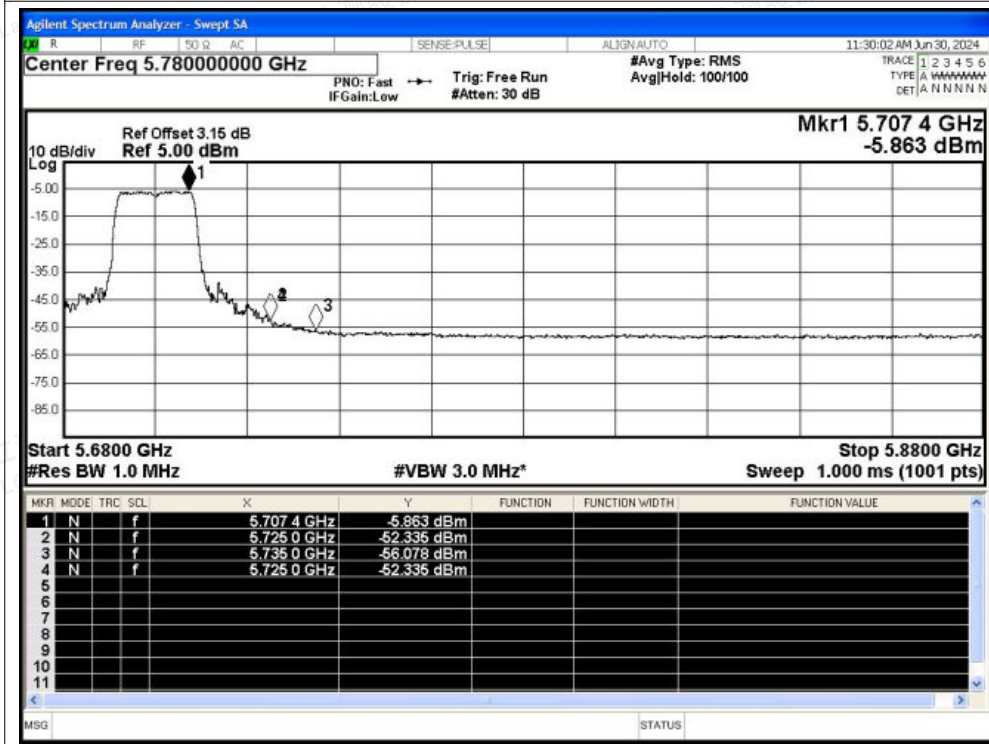




Restrict Band NVNT a 5700MHz Ant1 Peak



Restrict Band NVNT a 5700MHz Ant1 Average

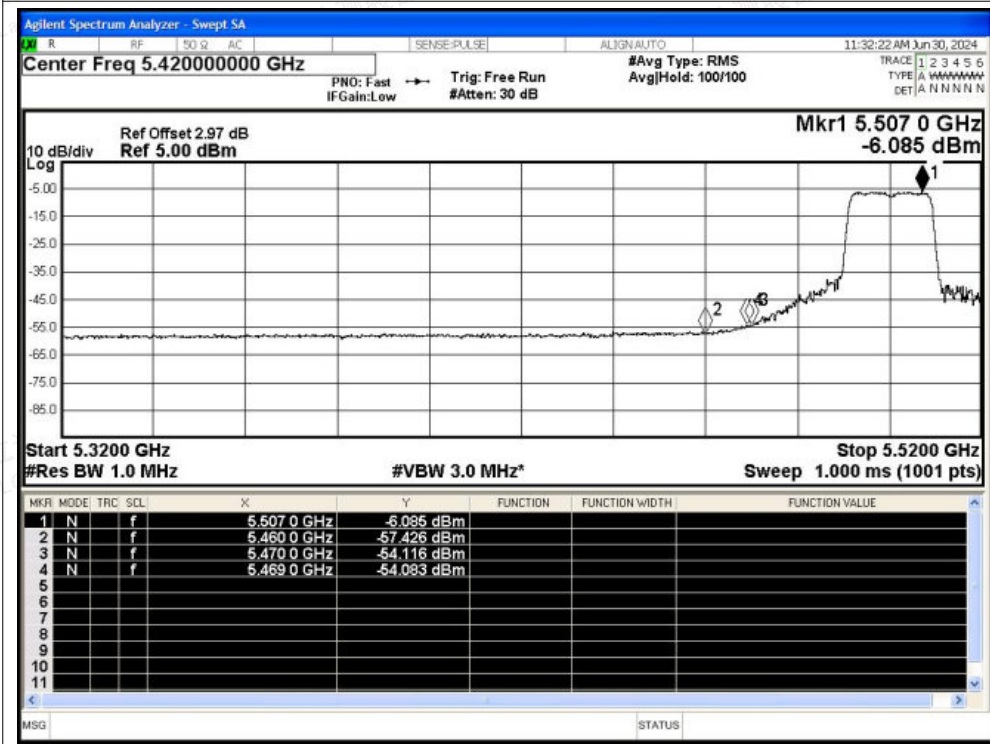




Restrict Band NVNT n20 5500MHz Ant1 Peak

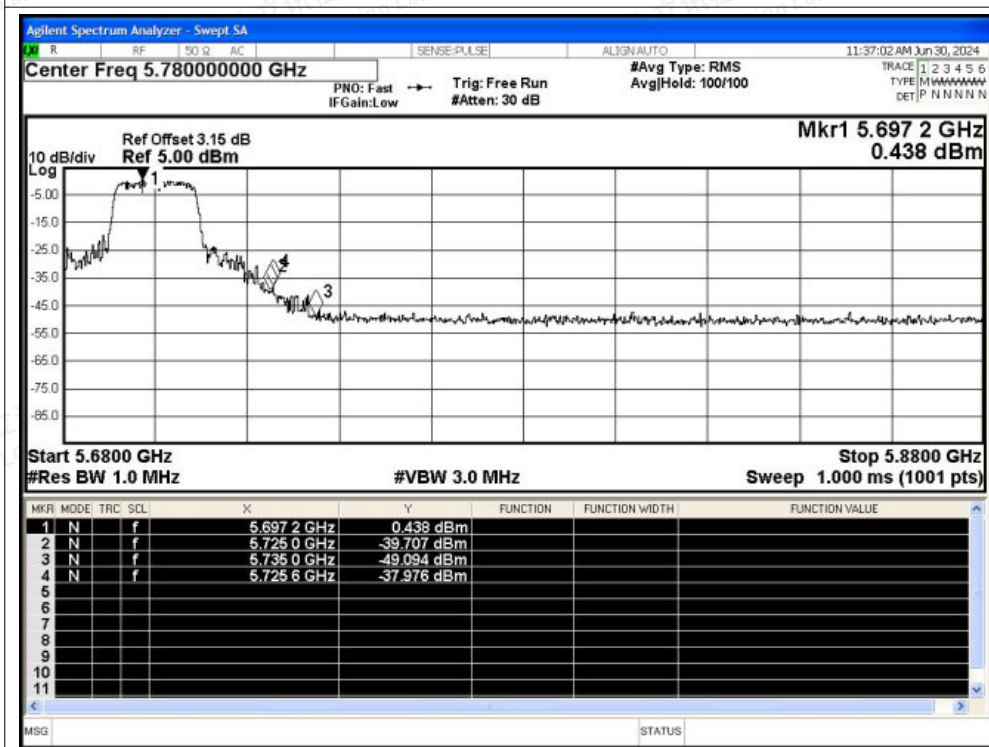


Restrict Band NVNT n20 5500MHz Ant1 Average

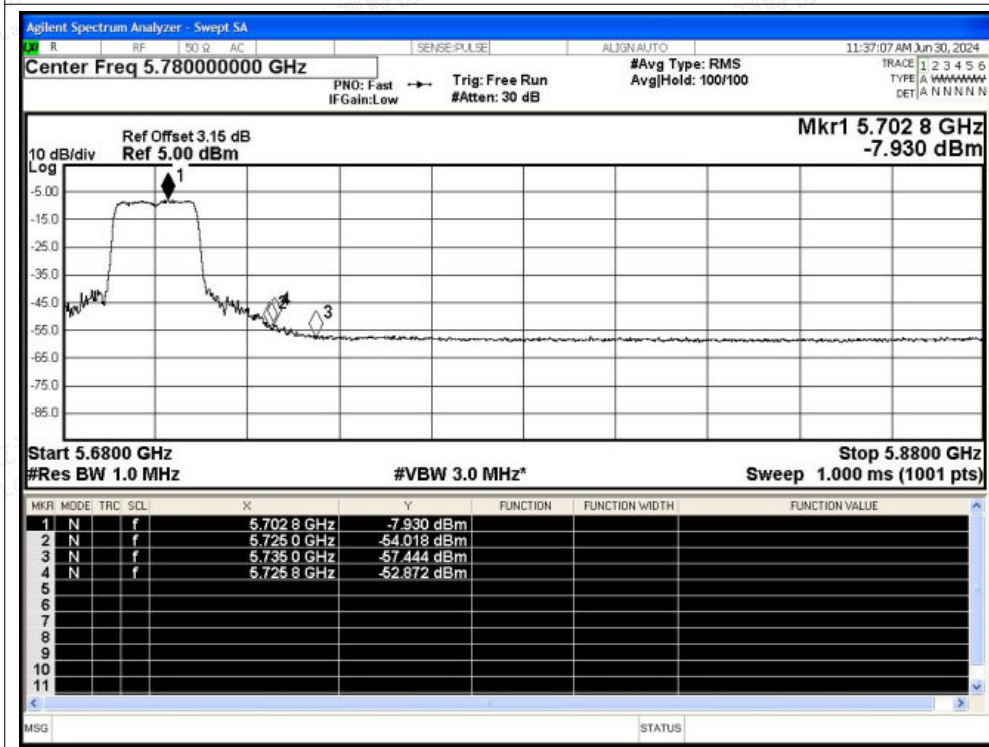




Restrict Band NVNT n20 5700MHz Ant1 Peak

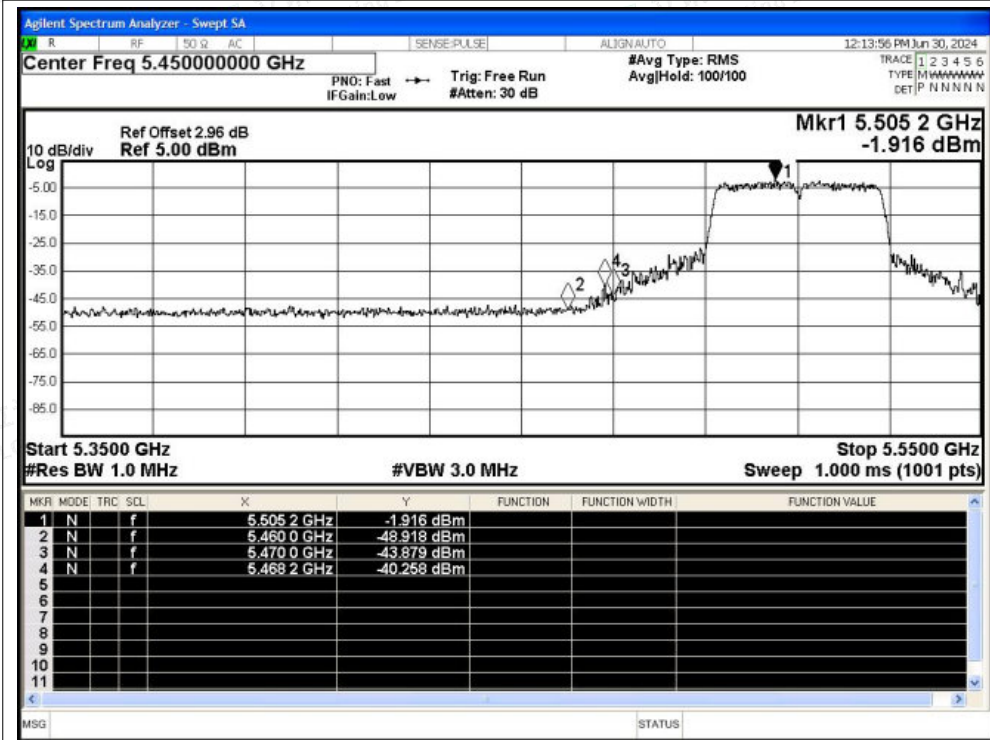


Restrict Band NVNT n20 5700MHz Ant1 Average

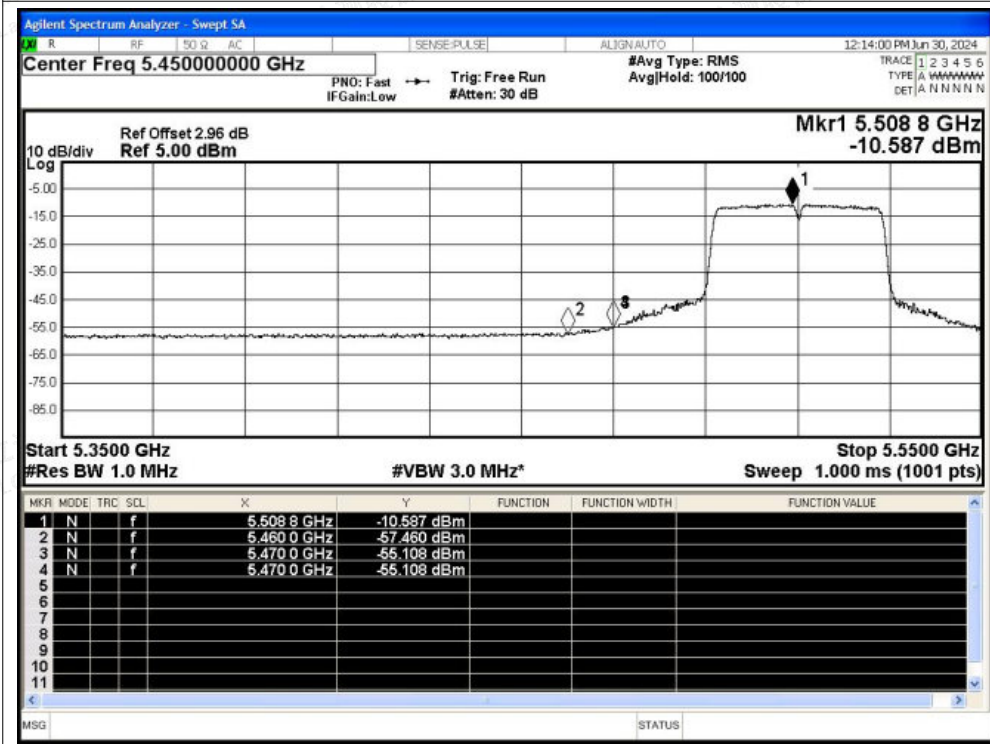




Restrict Band NVNT n40 5510MHz Ant1 Peak

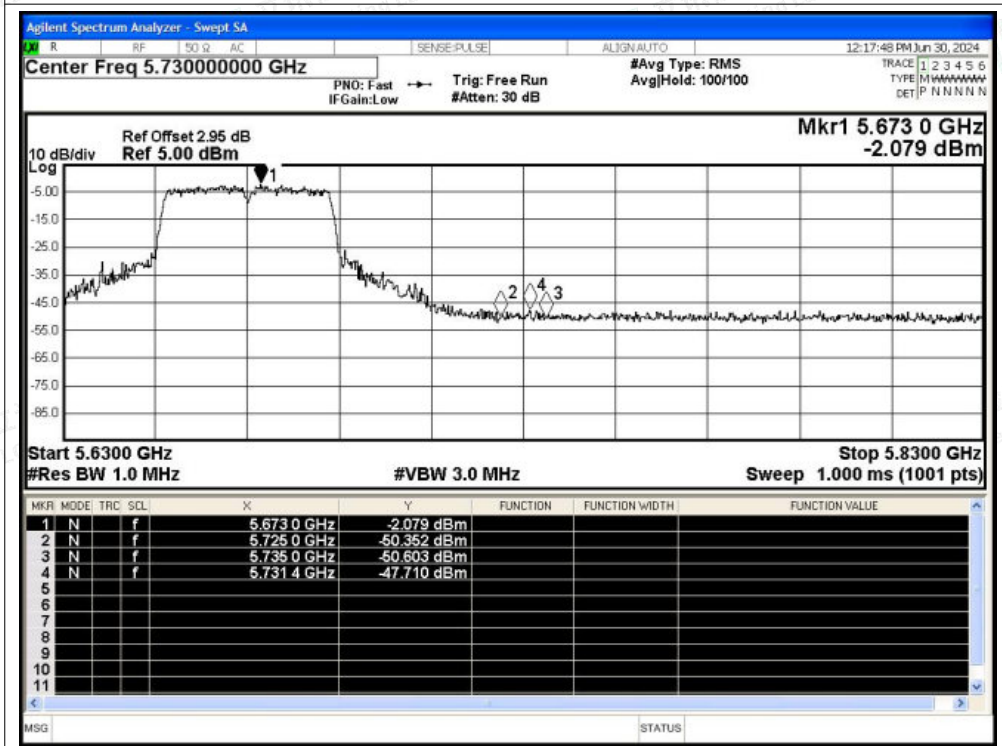


Restrict Band NVNT n40 5510MHz Ant1 Average





Restrict Band NVNT n40 5670MHz Ant1 Peak



Restrict Band NVNT n40 5670MHz Ant1 Average

