



# Appendix A

## Detailed System Check Results

1. System Performance Check
System Performance Check 2450 MHz Head
System Performance Check 5250 MHz Head
System Performance Check 5600 MHz Head
System Performance Check 5750 MHz Head



Date: 2024/8/8

Test Laboratory: LCS-SAR Lab

**System Check 2450 MHz****DUT: D2450V2; Type: D2450V2; Serial: 808**

Communication System: UID 0, CW (0); Frequency: 2450 MHz; Duty Cycle: 1:1

Medium parameters used:  $f = 2450$  MHz;  $\sigma = 1.821$  S/m;  $\epsilon_r = 38.587$ ;  $\rho = 1000$  kg/m<sup>3</sup>

Phantom section: Flat Section

DASY Configuration:

- Probe: EX3DV4 - SN3805; ConvF(7.42, 7.42, 7.42); Calibrated: 2023/11/23;
- Sensor-Surface: 2mm (Mechanical Surface Detection)
- Electronics: DAE3 Sn373; Calibrated: 2024/1/3
- Phantom: ELI v5.0; Type: ELI; Serial: 2010
- DASY52 52.8.8(1222); SEMCAD X 14.6.10(7331)

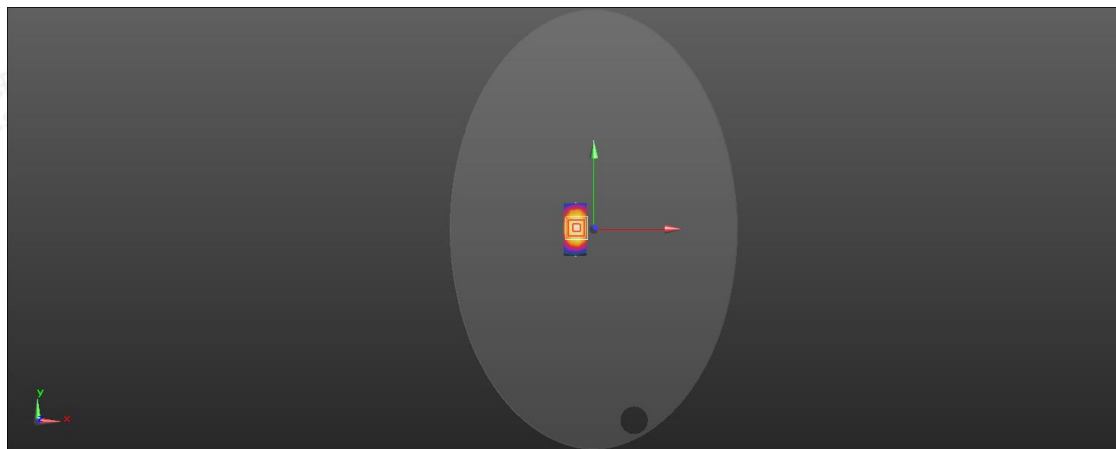
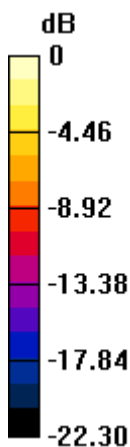
**Configuration/Unnamed procedure/Area Scan (4x8x1):** Measurement grid: dx=12mm, dy=12mm  
Maximum value of SAR (measured) = 17.5 W/kg**Configuration/Unnamed procedure/Zoom Scan (7x7x7)/Cube 0:** Measurement grid: dx=5mm, dy=5mm, dz=5mm

Reference Value = 62.32 V/m; Power Drift = -0.10 dB

Peak SAR (extrapolated) = 22.1 W/kg

**SAR(1 g) = 12.48 W/kg; SAR(10 g) = 5.61 W/kg**

Maximum value of SAR (measured) = 16.6 W/kg



0 dB = 16.6 W/kg = 12.20 dBW/kg



Date: 2024/8/16

Test Laboratory: LCS-SAR Lab

**System Check 5250 MHz****DUT: D5GHzV2; Type: D5GHzV2; Serial: 1046**

Communication System: UID 0, CW (0); Frequency: 5250 MHz; Duty Cycle: 1:1

Medium parameters used:  $f = 5250$  MHz;  $\sigma = 4.652$  S/m;  $\epsilon_r = 35.874$ ;  $\rho = 1000$  kg/m<sup>3</sup>

Phantom section: Flat Section

DASY Configuration:

- Probe: EX3DV4 - SN3805; ConvF(5.38, 5.38, 5.38); Calibrated: 2023/11/23;
- Sensor-Surface: 2mm (Mechanical Surface Detection)
- Electronics: DAE3 Sn373; Calibrated: 2024/1/3
- Phantom: ELI v5.0; Type: ELI; Serial: 2010
- DASY52 52.8.8(1222); SEMCAD X 14.6.10(7331)

**Configuration/Unnamed procedure/Area Scan (10x10x1):** Measurement grid: dx=10mm, dy=10mm

Maximum value of SAR (measured) = 13.6 W/kg

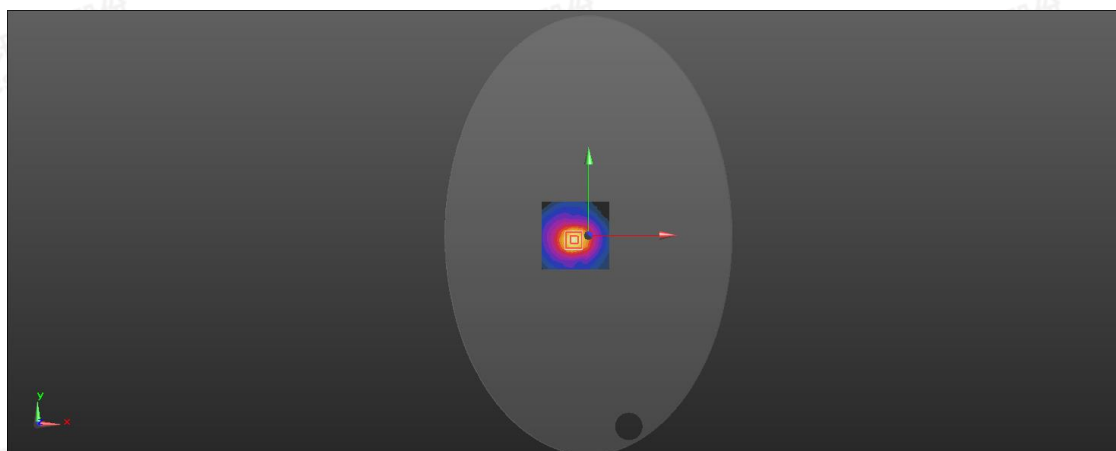
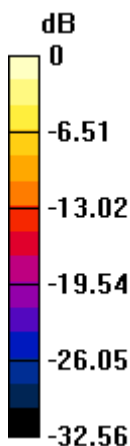
**Configuration/Unnamed procedure/Zoom Scan (7x7x12)/Cube 0:** Measurement grid: dx=4mm, dy=4mm, dz=2mm

Reference Value = 59.85 V/m; Power Drift = 0.17 dB

Peak SAR (extrapolated) = 22.3 W/kg

**SAR(1 g) = 7.50 W/kg; SAR(10 g) = 2.31 W/kg**

Maximum value of SAR (measured) = 12.5 W/kg



0 dB = 12.5 W/kg = 10.97 dBW/kg



Date: 2024/8/16

Test Laboratory: LCS-SAR Lab

**System Check 5600MHz****DUT: D5GHzV2; Type: D5GHzV2; Serial: 1046**

Communication System: UID 0, CW (0); Frequency: 5600 MHz; Duty Cycle: 1:1

Medium parameters used:  $f = 5600$  MHz;  $\sigma = 5.021$  S/m;  $\epsilon_r = 36.365$ ;  $\rho = 1000$  kg/m<sup>3</sup>

Phantom section: Flat Section

DASY Configuration:

- Probe: EX3DV4 - SN3805; ConvF(4.75, 4.75, 4.75); Calibrated: 2023/11/23;
- Sensor-Surface: 2mm (Mechanical Surface Detection)
- Electronics: DAE3 Sn373; Calibrated: 2024/1/3
- Phantom: ELI v5.0; Type: ELI; Serial: 2010
- DASY52 52.8.8(1222); SEMCAD X 14.6.10(7331)

**Configuration/Unnamed procedure/Area Scan (10x10x1):** Measurement grid: dx=10mm, dy=10mm

Maximum value of SAR (measured) = 21.5 W/kg


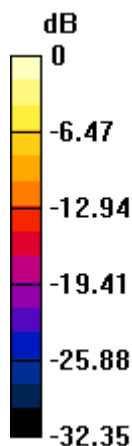
**Configuration/Unnamed procedure/Zoom Scan (7x7x12)/Cube 0:** Measurement grid: dx=4mm, dy=4mm, dz=2mm

Reference Value = 72.14 V/m; Power Drift = 0.02 dB

Peak SAR (extrapolated) = 30.1 W/kg

**SAR(1 g) = 8.30 W/kg; SAR(10 g) = 2.25 W/kg**

Maximum value of SAR (measured) = 19.8 W/kg



0 dB = 19.8 W/kg = 12.97 dBW/kg



Date: 2024/8/16

Test Laboratory: LCS-SAR Lab

**System Check 5750 MHz****DUT: D5GHzV2; Type: D5GHzV2; Serial: 1046**

Communication System: UID 0, CW (0); Frequency: 5750 MHz; Duty Cycle: 1:1

Medium parameters used:  $f = 5750$  MHz;  $\sigma = 5.333$  S/m;  $\epsilon_r = 36.185$ ;  $\rho = 1000$  kg/m<sup>3</sup>

Phantom section: Flat Section

## DASY Configuration:

- Probe: EX3DV4 - SN3805; ConvF(4.88, 4.88, 4.88); Calibrated: 2023/11/23;
- Sensor-Surface: 2mm (Mechanical Surface Detection)
- Electronics: DAE3 Sn373; Calibrated: 2024/1/3
- Phantom: ELI v5.0; Type: ELI; Serial: 2010
- DASY52 52.8.8(1222); SEMCAD X 14.6.10(7331)

**Configuration/Unnamed procedure/Area Scan (10x10x1):** Measurement grid: dx=10mm, dy=10mm

Maximum value of SAR (measured) = 16.3 W/kg


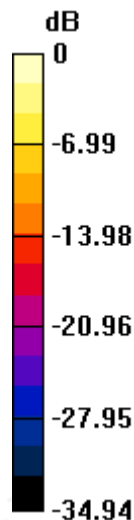
**Configuration/Unnamed procedure/Zoom Scan (7x7x12)/Cube 0:** Measurement grid: dx=4mm, dy=4mm, dz=2mm

Reference Value = 48.95 V/m; Power Drift = 0.12 dB

Peak SAR (extrapolated) = 31.3 W/kg

**SAR(1 g) = 8.05 W/kg; SAR(10 g) = 2.21 W/kg**

Maximum value of SAR (measured) = 15.2 W/kg



0 dB = 15.2 W/kg = 11.82 dBW/kg

