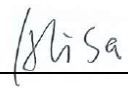




RF Exposure Evaluation Report

Report Reference No.:	MTEB23020110-H	
FCC ID:	2AW9I-LPT05P	
Compiled by (position+printed name+signature)..:	File administrators Alisa Luo	
Supervised by (position+printed name+signature)..:	Test Engineer Sunny Deng	
Approved by (position+printed name+signature)..:	Manager Yvette Zhou	
Date of issue.....:	February 22, 2023	
Representative Laboratory Name .: Shenzhen Most Technology Service Co., Ltd.		
Address	No.5, 2nd Langshan Road, North District, Hi-tech Industrial Park, Nanshan, Shenzhen, Guangdong, China.	
Applicant's name: SOUND INNOVATION CO., LIMITED		
Address	RM 1902 EASEY COMM BLDG, 253-261, HENNESSY ROAD, WANCHAI, HONGKONG	
Test specification/ Standard		
	47 CFR Part 1.1307	
	47 CFR Part 2.1093	
TRF Originator	Shenzhen Most Technology Service Co., Ltd.	
Shenzhen Most Technology Service Co., Ltd. All rights reserved.		
This publication may be reproduced in whole or in part for non-commercial purposes as long as the Shenzhen Most Technology Service Co., Ltd. is acknowledged as copyright owner and source of the material. Shenzhen Most Technology Service Co., Ltd. takes no responsibility for and will not assume liability for damages resulting from the reader's interpretation of the reproduced material due to its placement and context.		
Test item description	ULTRA COMPACT ANC/ENC TRUE WIRELESS EARBUDS	
Trade Mark	N/A	
Model/Type reference.....:	LPT05	
Listed Models	SOUNDFREE S10,LPT05,LPT05BG,LPT05GR, LPT05PP,LPT05PI	
Modulation Type	GFSK, $\pi/4$ DQPSK, 8DPSK	
Operation Frequency.....:	From 2402MHz to 2480MHz	
Hardware Version.....	A1	
Software Version	S5677	
Rating	DC 3.7V(by battery) DC 5V(by USB)	
Result.....:	PASS	

TEST REPORT

Equipment under Test : ULTRA COMPACT ANC/ENC TRUE WIRELESS EARBUDS

Model /Type : LPT05

Listed Models : SOUNDFREE S10,LPT05,LPT05BG,LPT05GR,
LPT05PP,LPT05PI

Remark : Only the model names are different

Applicant : **SOUND INNOVATION CO., LIMITED**

Address : RM 1902 EASEY COMM BLDG, 253-261, HENNESSY ROAD,
WANCHAI, HONGKONG

Manufacturer : **SOUND INNOVATION CO., LIMITED**

Address : RM 1902 EASEY COMM BLDG, 253-261, HENNESSY ROAD,
WANCHAI, HONGKONG

Test Result:	PASS
---------------------	-------------

The test report merely corresponds to the test sample.
It is not permitted to copy extracts of these test result without the written permission of the test laboratory.

1. Revision History

Revision	Issue Date	Revisions	Revised By
00	2023.02.22	Initial Issue	Alisa Luo

2. SAR Evaluation

2.1 RF Exposure Compliance Requirement

2.1.1 Standard Requirement

According to KDB447498D01 General RF Exposure Guidance v06

4.3.1. Standalone SAR test exclusion considerations

Unless specifically required by the published RF exposure KDB procedures, standalone 1-g head or body and 10-g extremity SAR evaluation for general population exposure conditions, by measurement or numerical simulation, is not required when the corresponding SAR Exclusion Threshold condition, listed below, is satisfied.

2.1.2 Limits

The 1-g and 10-g SAR test exclusion thresholds for 100 MHz to 6 GHz at test separation distances ≤ 50 mm are determined by:

$$\left[\frac{\text{(max. power of channel, including tune-up tolerance, mW)}}{\text{(min. test separation distance, mm)}} \right] \cdot \left[\sqrt{f(\text{GHz})} \right]$$
$$\leq 3.0 \text{ for 1-g SAR and } \leq 7.5 \text{ for 10-g extremity SAR, where}$$

$f(\text{GHz})$ is the RF channel transmit frequency in GHz

Power and distance are rounded to the nearest mW and mm before calculation¹⁷

The result is rounded to one decimal place for comparison

The test exclusions are applicable only when the minimum test separation distance is ≤ 50 mm and for transmission frequencies between 100 MHz and 6 GHz. When the minimum test separation distance is < 5 mm, a distance of 5 mm is applied to determine SAR test exclusion

2.1.3 EUT RF Exposure

Measurement Data

BT classic

GFSK			
Test channel	Peak Output Power (dBm)	Tune up tolerance (dBm)	Maximum tune-up Power
			(dBm)
Lowest(2402MHz)	0.38	0.38 ± 1	1.38
Middle(2440MHz)	0.41	0.41 ± 1	1.41
Highest(2480MHz)	0.27	0.27 ± 1	1.27

π /4DQPSK			
Test channel	Peak Output Power (dBm)	Tune up tolerance (dBm)	Maximum tune-up Power
			(dBm)
Lowest(2402MHz)	0.12	0.12 ± 1	1.12
Middle(2440MHz)	0.48	0.48 ± 1	1.48
Highest(2480MHz)	0.25	0.25 ± 1	1.25

8DPSK			
Test channel	Peak Output Power (dBm)	Tune up tolerance (dBm)	Maximum tune-up Power
			(dBm)
Lowest(2402MHz)	0.10	0.10 ± 1	1.10
Middle(2440MHz)	0.08	0.08 ± 1	1.08
Highest(2480MHz)	0.32	0.32 ± 1	1.32

Worst case: π /4DQPSK						
Channel	Maximum Peak Conducted Output Power (dBm)	Maximum tune-up Power		Calculated value	Exclusion threshold	SAR Test Exclusion
		(dBm)	(mW)			
Middle(2440MHz)	0.48	1.48	1.41	0.45	3.0	Yes

.....THE END OF REPORT.....