

APPENDIX1

1.1 APPENDIXA: DTS BANDWIDTH

Test Result

TestMode	Antenna	Channel	DTS BW [MHz]	FL[MHz]	FH[MHz]	Limit[MHz]	Verdict
11B	Ant1	2412	10.200	2406.880	2417.080	>=0.5	PASS
		2437	10.080	2431.960	2442.040	>=0.5	PASS
		2462	10.120	2456.920	2467.040	>=0.5	PASS
11G	Ant1	2412	16.360	2403.800	2420.160	>=0.5	PASS
		2437	15.480	2429.120	2444.600	>=0.5	PASS
		2462	16.360	2453.800	2470.160	>=0.5	PASS
11N20SISO	Ant1	2412	16.360	2403.800	2420.160	>=0.5	PASS
		2437	15.800	2428.800	2444.600	>=0.5	PASS
		2462	15.960	2453.960	2469.920	>=0.5	PASS
11N40SISO	Ant1	2422	33.920	2404.400	2438.320	>=0.5	PASS
		2437	34.400	2419.320	2453.720	>=0.5	PASS
		2452	34.000	2434.400	2468.400	>=0.5	PASS

Test Result

TestMode	Antenna	Channel	DTS BW [MHz]	FL[MHz]	FH[MHz]	Limit[MHz]	Verdict
11B	Ant2	2412	10.160	2406.920	2417.080	>=0.5	PASS
		2437	10.160	2431.920	2442.080	>=0.5	PASS
		2462	10.160	2456.920	2467.080	>=0.5	PASS
11G	Ant2	2412	15.080	2404.200	2419.280	>=0.5	PASS
		2437	16.080	2428.840	2444.920	>=0.5	PASS
		2462	15.240	2454.360	2469.600	>=0.5	PASS
11N20SISO	Ant2	2412	16.000	2403.800	2419.800	>=0.5	PASS
		2437	17.640	2428.160	2445.800	>=0.5	PASS
		2462	16.800	2453.600	2470.400	>=0.5	PASS
11N40SISO	Ant2	2422	35.280	2404.320	2439.600	>=0.5	PASS
		2437	34.480	2420.200	2454.680	>=0.5	PASS
		2452	35.200	2434.400	2469.600	>=0.5	PASS

Test Graphs

11B_Ant1_2412



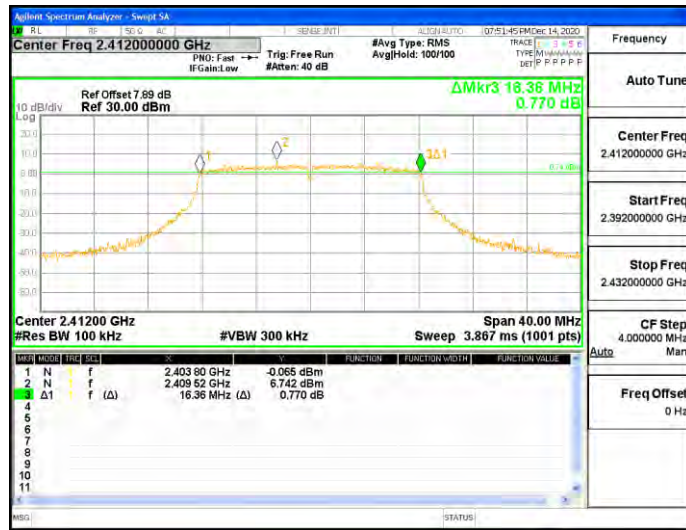
11B_Ant1_2437



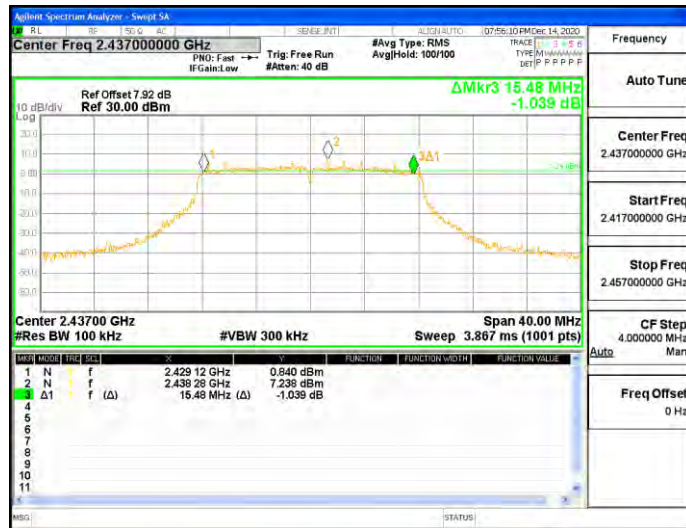
11B_Ant1_2462



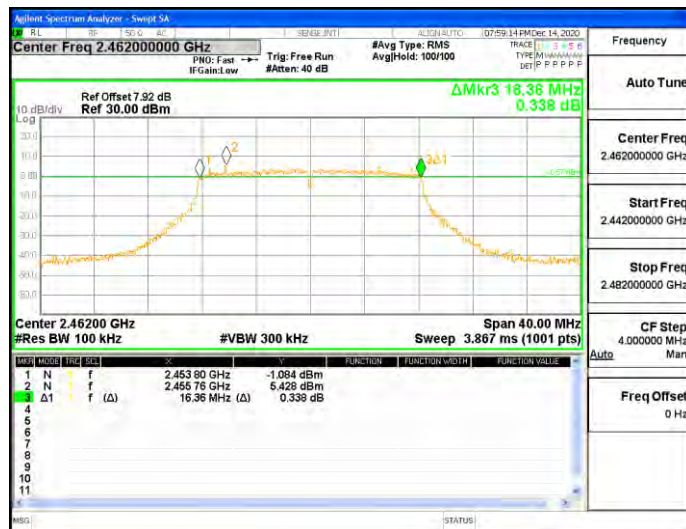
11G_Ant1_2412



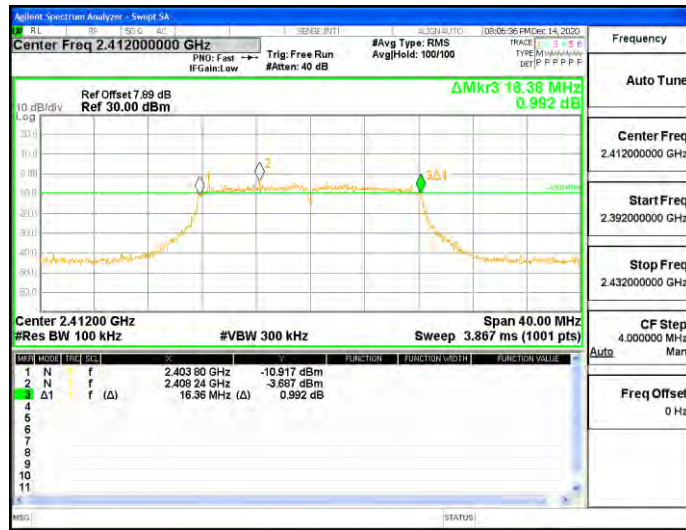
11G_Ant1_2437



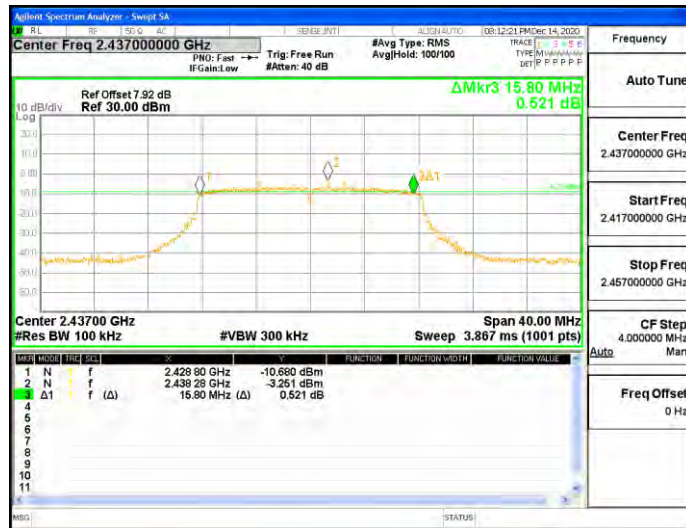
11G_Ant1_2462



11N20SISO_Ant1_2412



11N20SISO_Ant1_2437



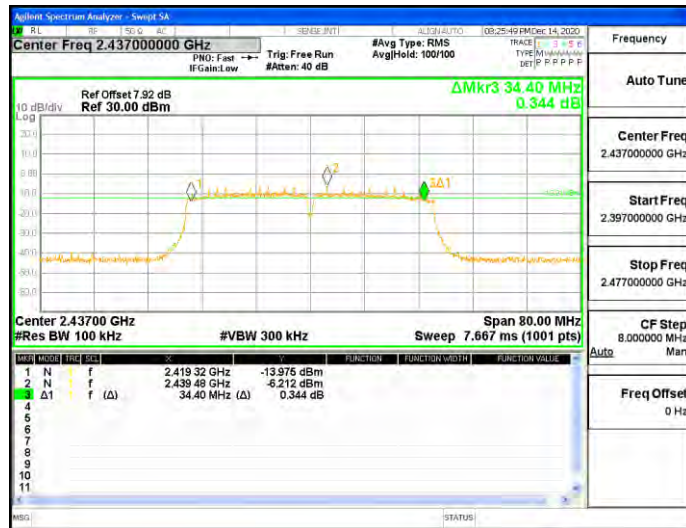
11N20SISO_Ant1_2462



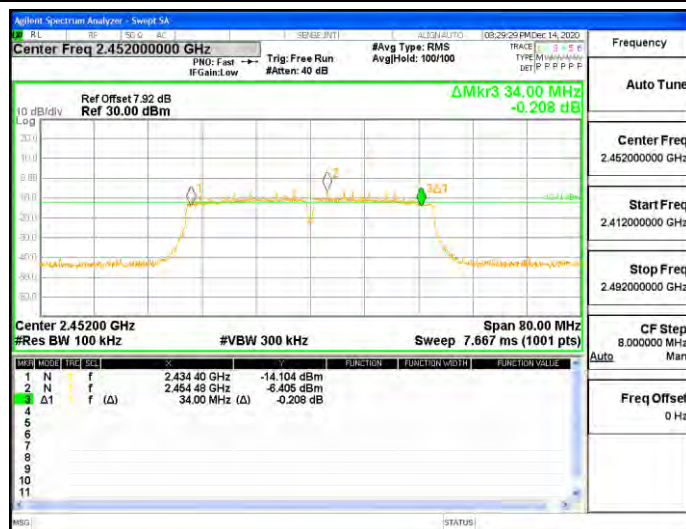
11N40SISO_Ant1_2422



11N40SISO_Ant1_2437

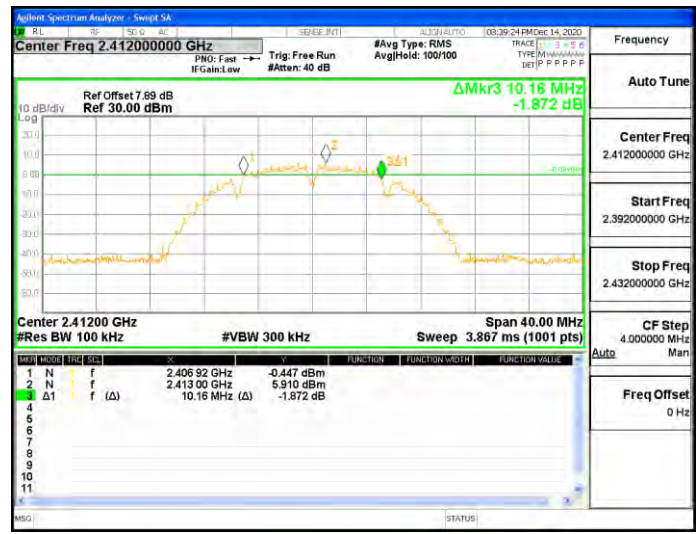


11N40SISO_Ant1_2452



Test Graphs---Ant2

11B_Ant2_2412



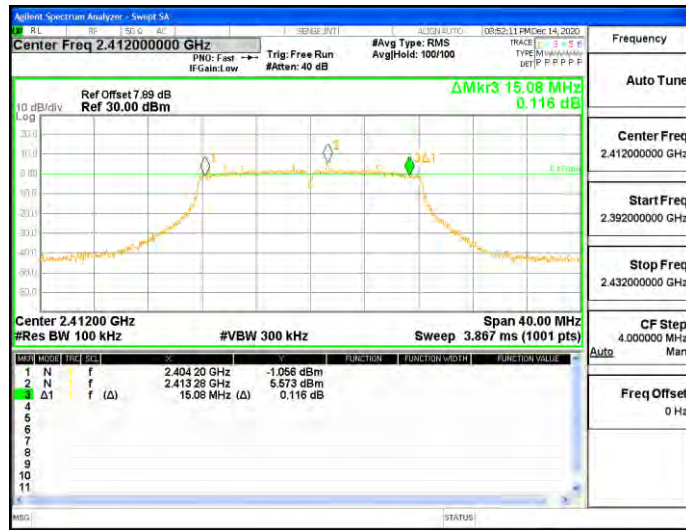
11B_Ant2_2437



11B_Ant2_2462



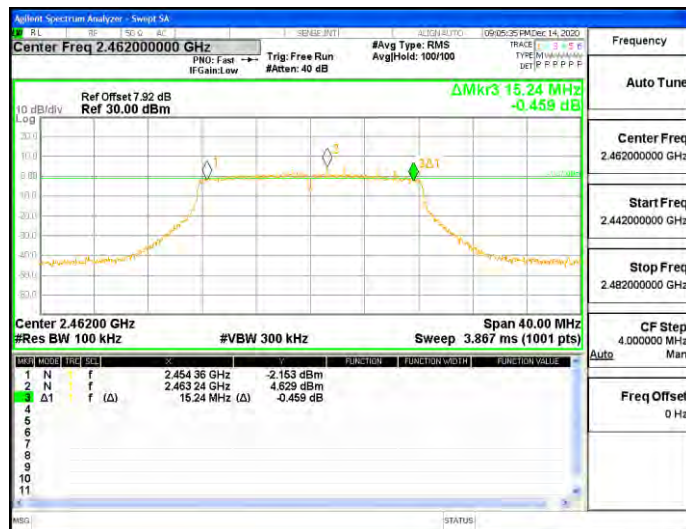
11G_Ant2_2412



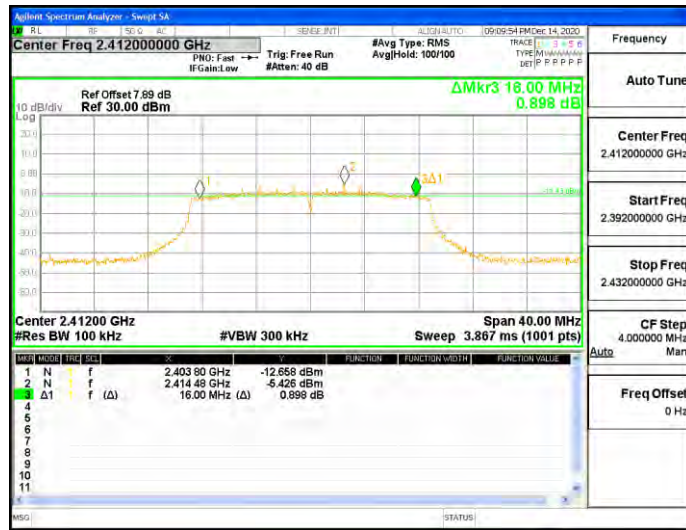
11G_Ant2_2437



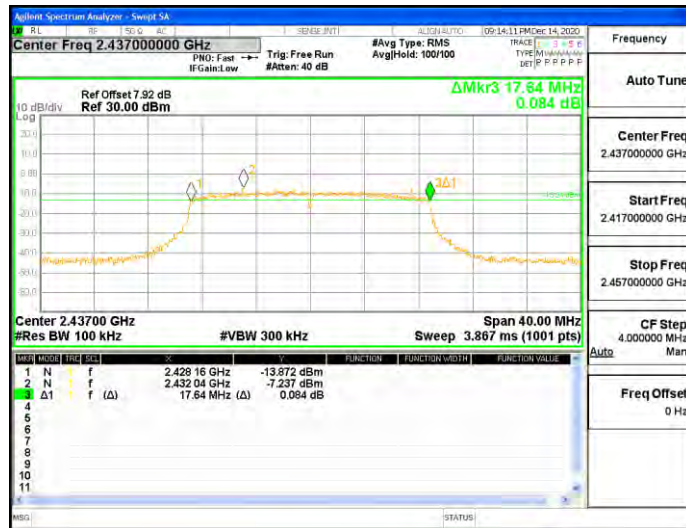
11G_Ant2_2462



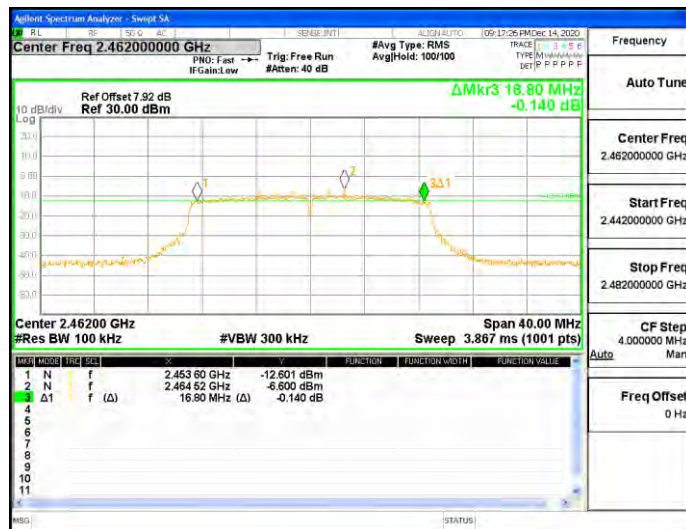
11N20SISO_Ant2_2412



11N20SISO_Ant2_2437



11N20SISO_Ant2_2462



11N40SISO_Ant2_2422



11N40SISO_Ant2_2437



11N40SISO_Ant2_2452



1.2 APPENDIX: OCCUPIED CHANNEL BANDWIDTH

Test Result

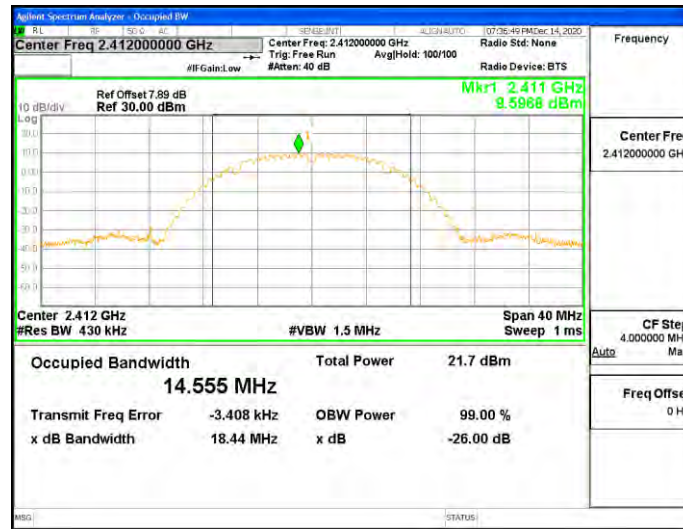
TestMode	Antenna	Channel	OCB [MHz]	FL[MHz]	FH[MHz]	Limit[MHz]	Verdict
11B	Ant1	2412	14.555	2404.719	2419.274	---	PASS
		2437	14.591	2429.650	2444.241	---	PASS
		2462	14.615	2454.662	2469.277	---	PASS
11G	Ant1	2412	16.742	2403.601	2420.343	---	PASS
		2437	16.721	2428.588	2445.309	---	PASS
		2462	16.820	2453.564	2470.384	---	PASS
11N20SISO	Ant1	2412	16.842	2403.558	2420.400	---	PASS
		2437	16.878	2428.511	2445.389	---	PASS
		2462	16.808	2453.560	2470.368	---	PASS
11N40SISO	Ant1	2422	36.127	2403.928	2440.055	---	PASS
		2437	36.263	2418.850	2455.113	---	PASS
		2452	36.306	2433.829	2470.135	---	PASS

Test Result

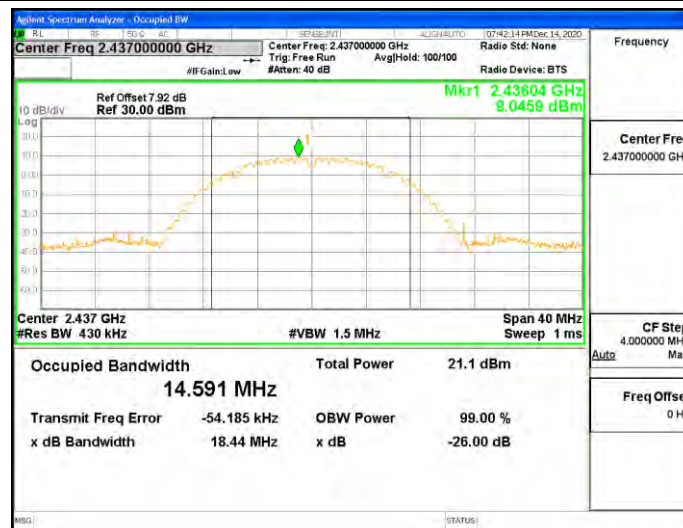
TestMode	Antenna	Channel	OCB [MHz]	FL[MHz]	FH[MHz]	Limit[MHz]	Verdict
11B	Ant2	2412	14.604	2404.682	2419.286	---	PASS
		2437	14.615	2429.665	2444.280	---	PASS
		2462	14.622	2454.661	2469.283	---	PASS
11G	Ant2	2412	16.651	2403.659	2420.310	---	PASS
		2437	16.731	2428.603	2445.334	---	PASS
		2462	16.715	2453.631	2470.346	---	PASS
11N20SISO	Ant2	2412	17.932	2403.016	2420.948	---	PASS
		2437	17.938	2427.989	2445.927	---	PASS
		2462	17.876	2453.046	2470.922	---	PASS
11N40SISO	Ant2	2422	36.172	2403.917	2440.089	---	PASS
		2437	36.273	2418.841	2455.114	---	PASS
		2452	36.341	2433.806	2470.147	---	PASS

Test Graphs

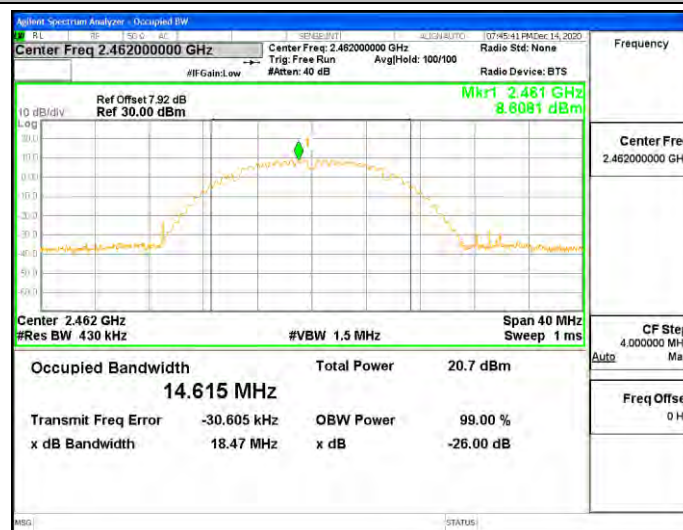
11B_Ant1_2412



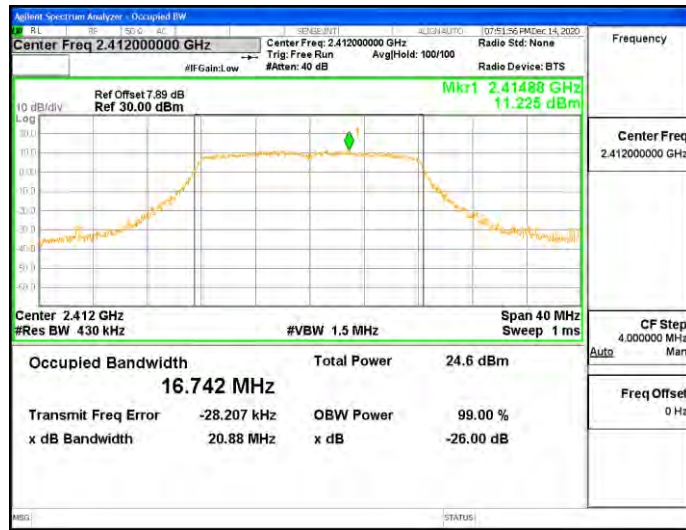
11B_Ant1_2437



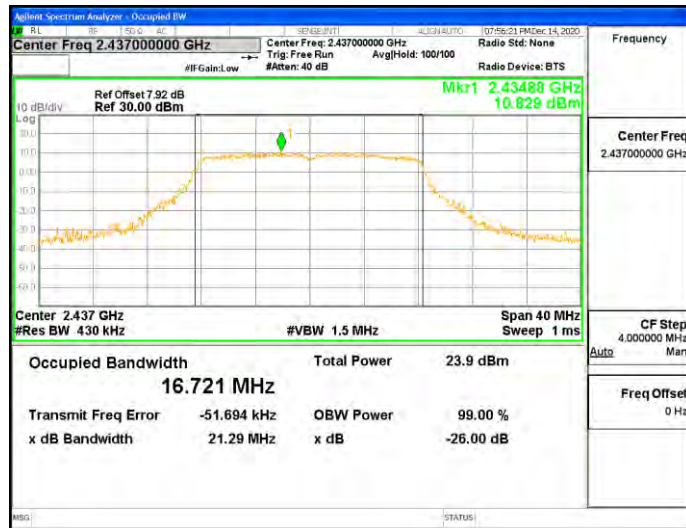
11B_Ant1_2462



11G_Ant1_2412



11G_Ant1_2437



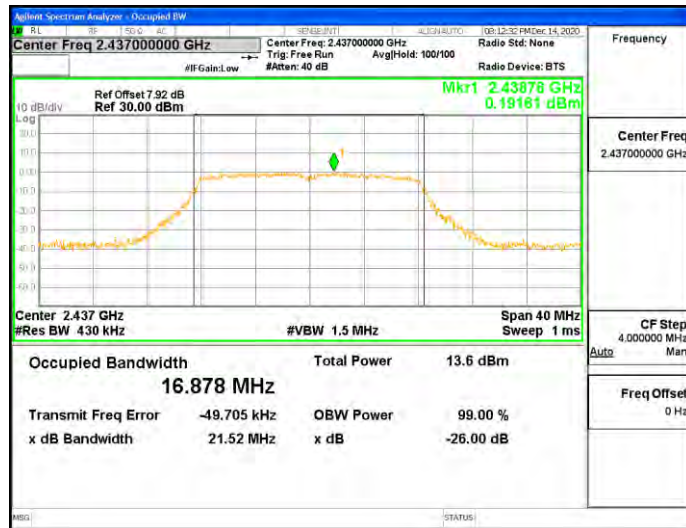
11G_Ant1_2462



11N20SISO_Ant1_2412



11N20SISO_Ant1_2437



11N20SISO_Ant1_2462



11N40SISO_Ant1_2422



11N40SISO_Ant1_2437

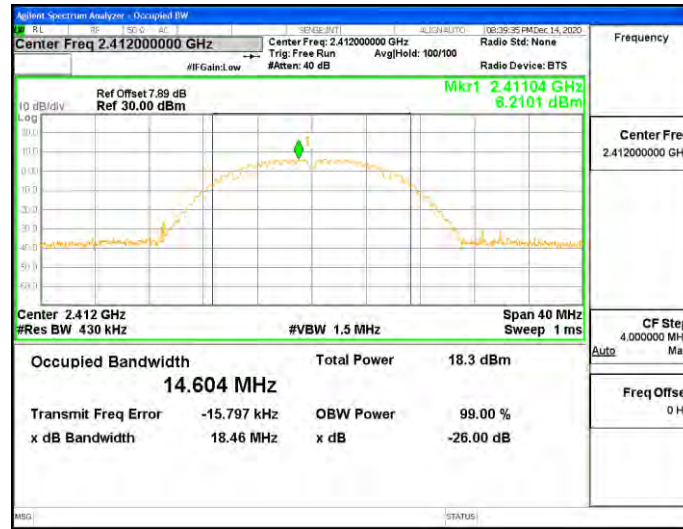


11N40SISO_Ant1_2452

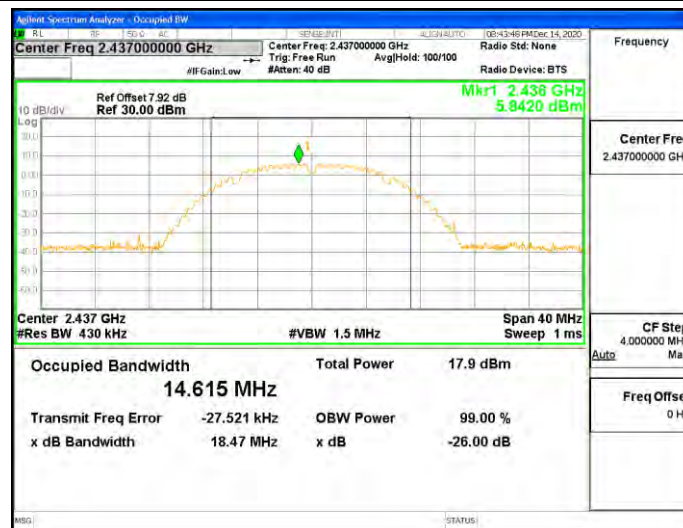


Test Graphs---Ant2

11B_Ant2_2412



11B_Ant2_2437



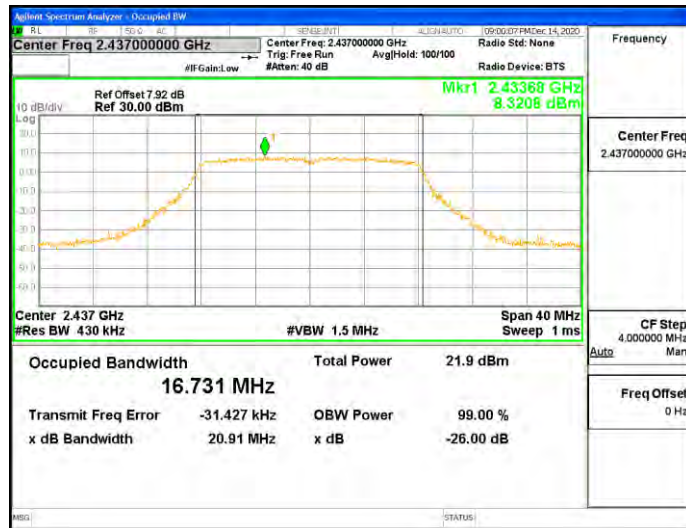
11B_Ant2_2462



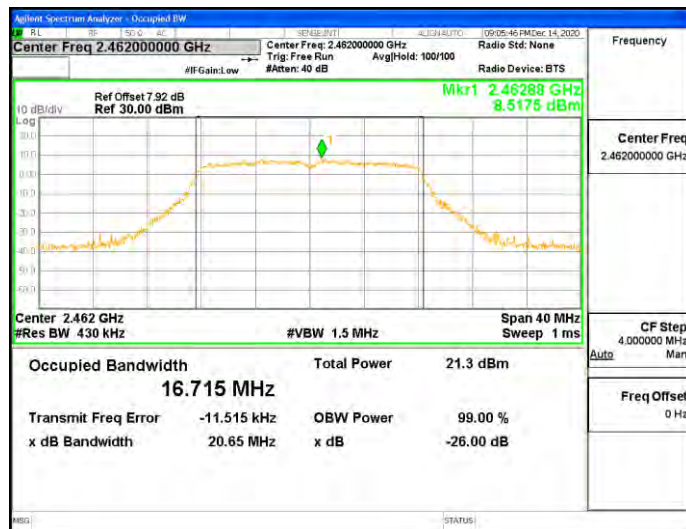
11G_Ant2_2412



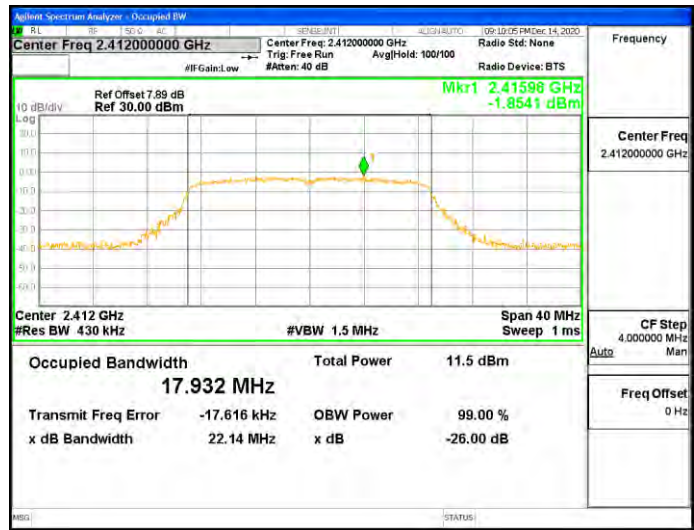
11G_Ant2_2437



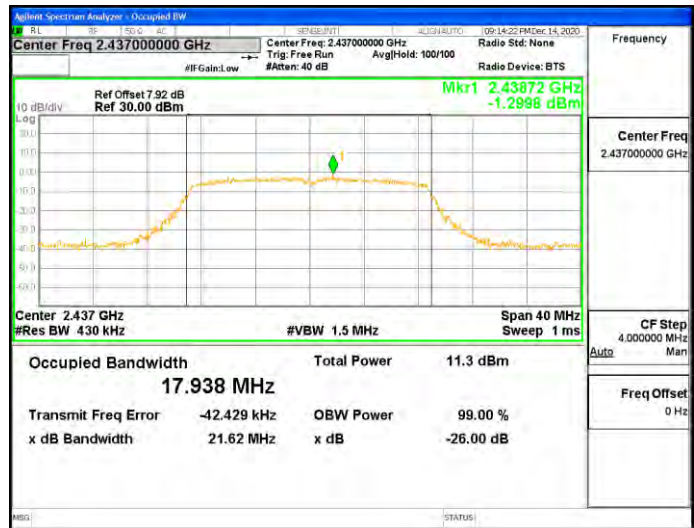
11G_Ant2_2462



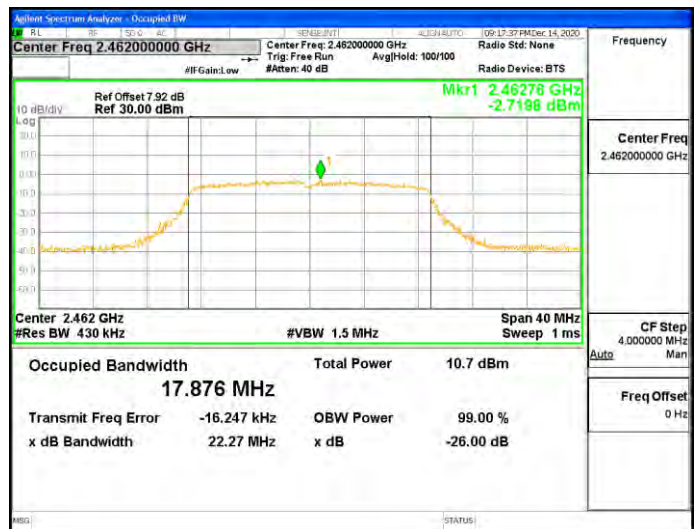
11N20SISO_Ant2_2412



11N20SISO_Ant2_2437



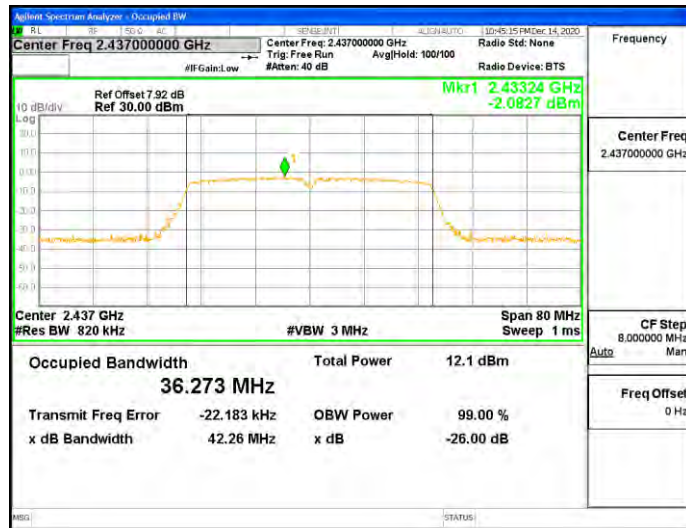
11N20SISO_Ant2_2462



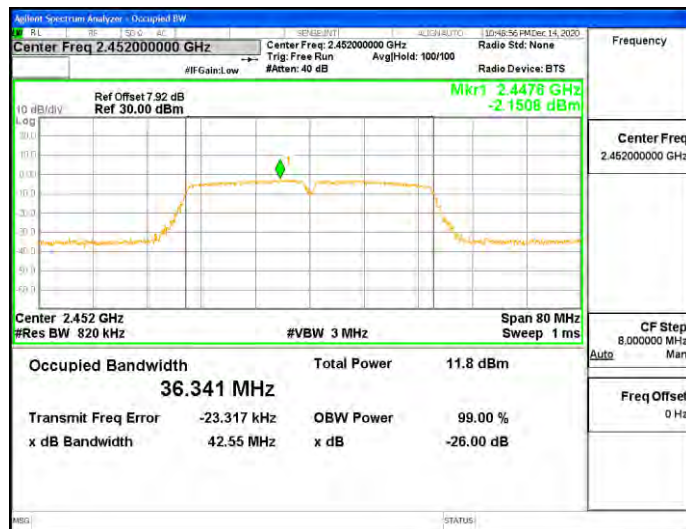
11N40SISO_Ant2_2422



11N40SISO_Ant2_2437



11N40SISO_Ant2_2452



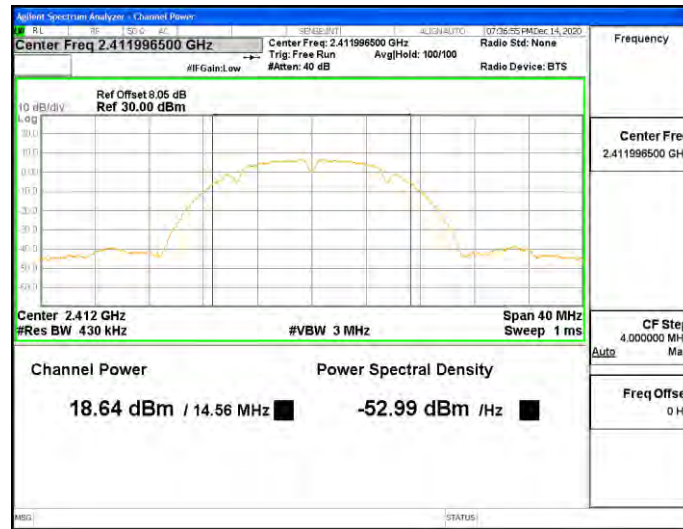
1.3 APPENDIX: MAXIMUM CONDUCTED OUTPUT POWER

Test Result

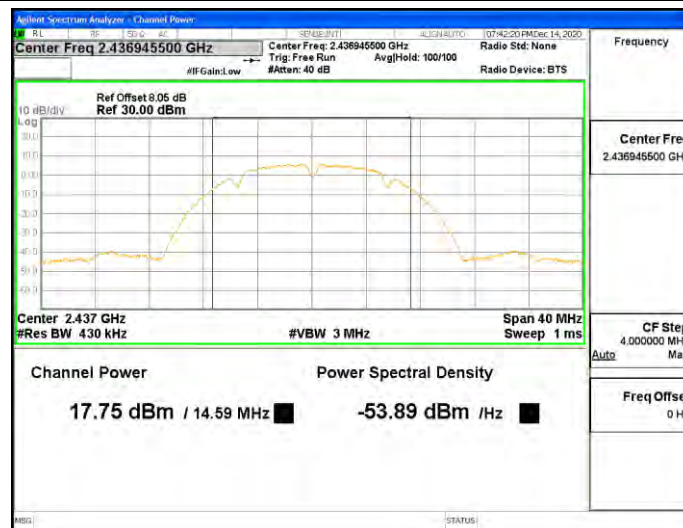
TestMode	Antenna	Channel	Result[dBm]		Total	Limit[dBm]	Verdict
			ANT1	ANT2			
11B	Ant1	2412	18.64	15.34	/	<=30	PASS
		2437	17.75	14.94	/	<=30	PASS
		2462	17.77	14.55	/	<=30	PASS
11G	Ant1	2412	8.02	16.10	/	<=30	PASS
		2437	18.02	16.04	/	<=30	PASS
		2462	17.44	15.30	/	<=30	PASS
11N20SISO	Ant1	2412	8.10	5.42	9.97	<=30	PASS
		2437	7.80	5.62	9.86	<=30	PASS
		2462	7.23	4.52	9.09	<=30	PASS
11N40SISO	Ant1	2422	7.78	5.81	9.92	<=30	PASS
		2437	7.76	5.12	9.65	<=30	PASS
		2452	7.15	4.83	9.15	<=30	PASS

Test Graphs

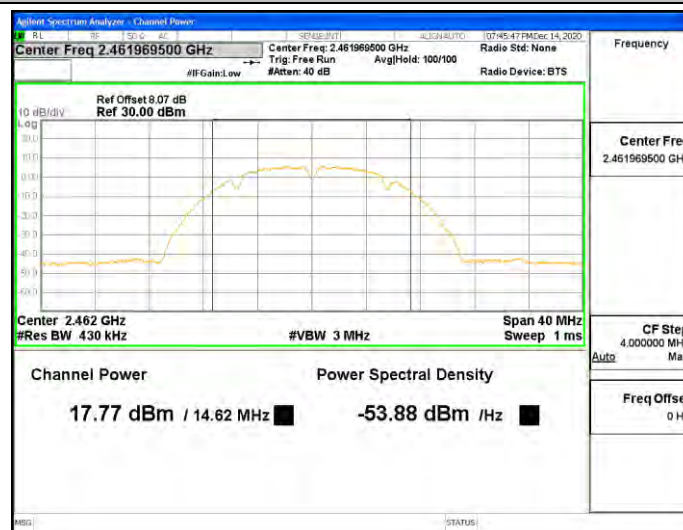
11B_Ant1_2412



11B_Ant1_2437



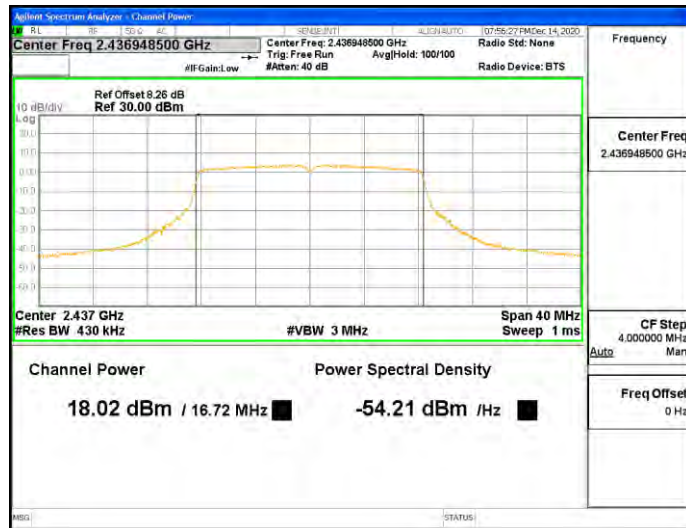
11B_Ant1_2462



11G_Ant1_2412



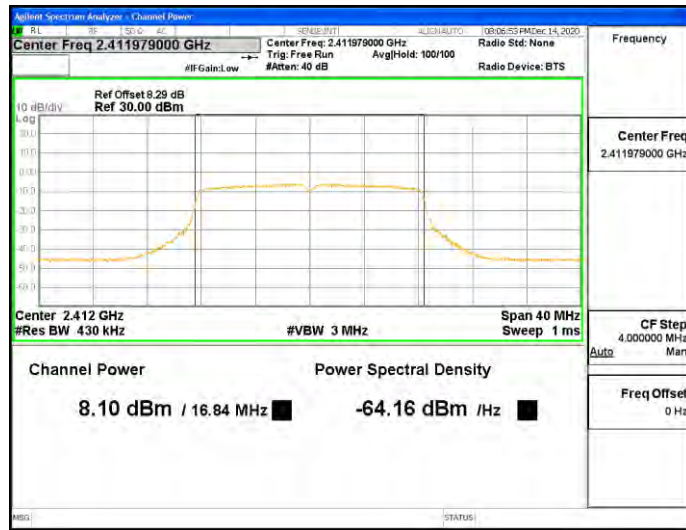
11G_Ant1_2437



11G_Ant1_2462



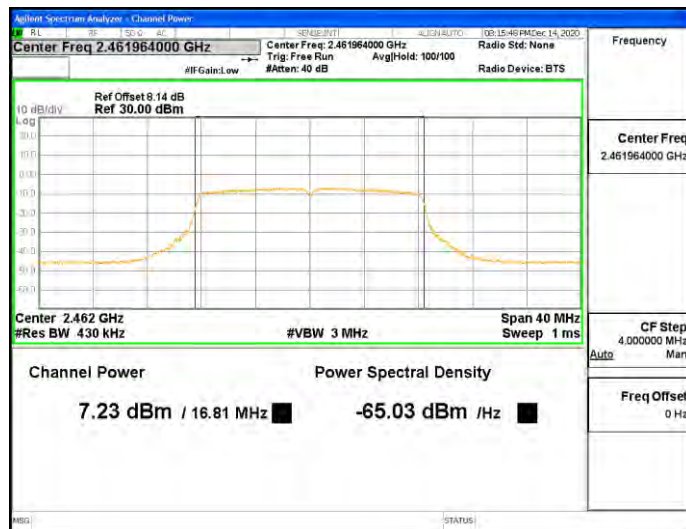
11N20SISO_Ant1_2412



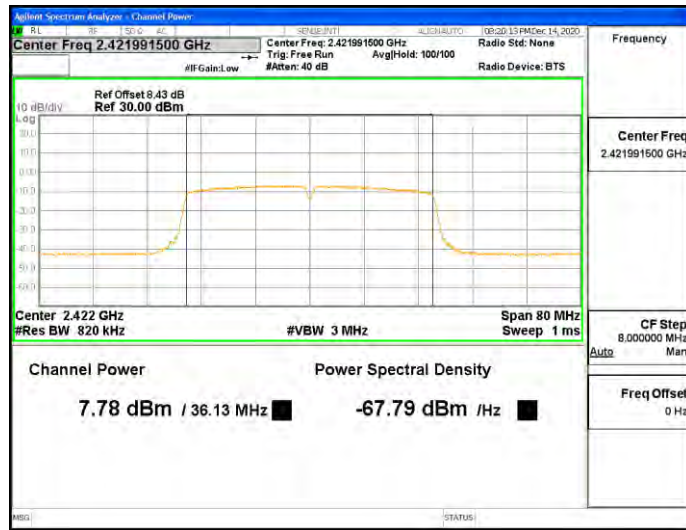
11N20SISO_Ant1_2437



11N20SISO_Ant1_2462



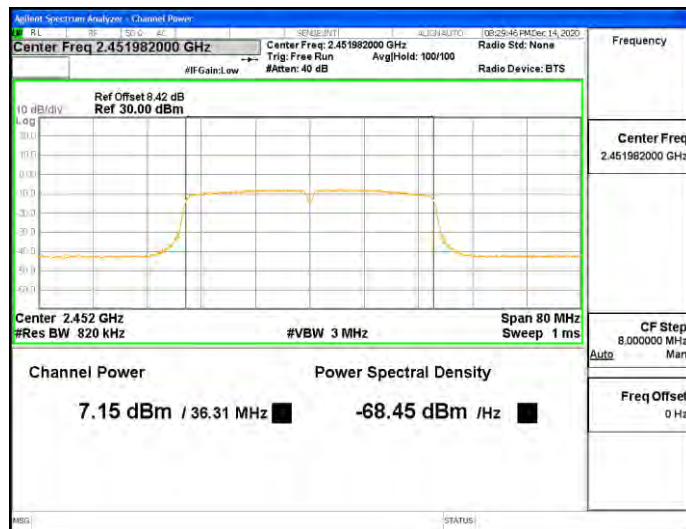
11N40SISO_Ant1_2422



11N40SISO_Ant1_2437

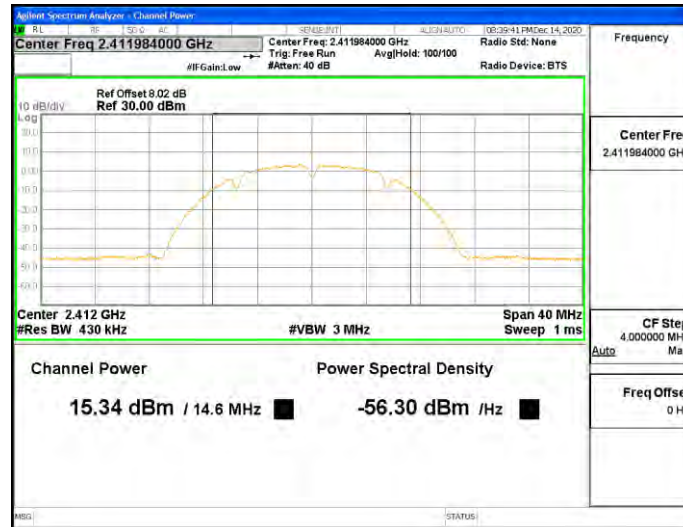


11N40SISO_Ant1_2452



Test Graphs---Ant2

11B_Ant2_2412



11B_Ant2_2437



11B_Ant2_2462



11G_Ant2_2412



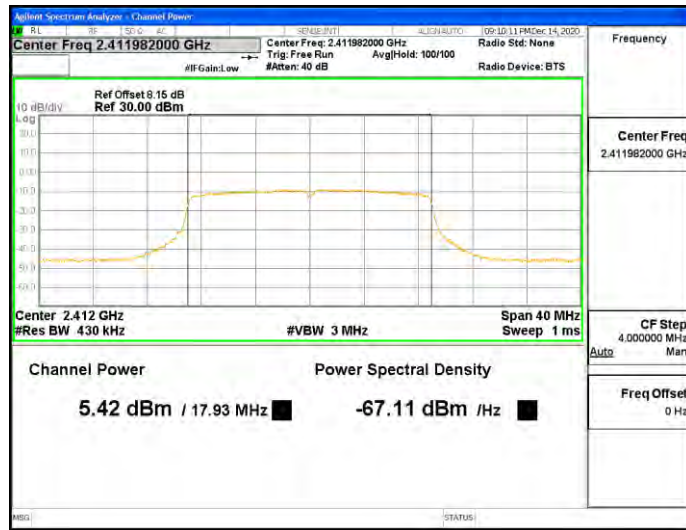
11G_Ant2_2437



11G_Ant2_2462



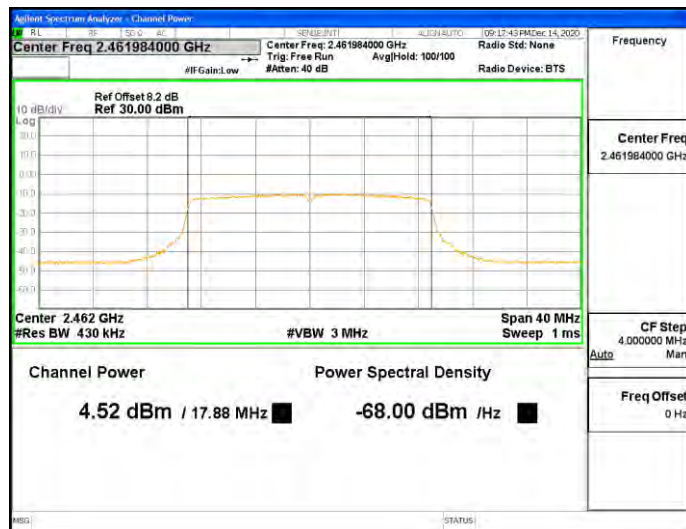
11N20SISO_Ant2_2412



11N20SISO_Ant2_2437



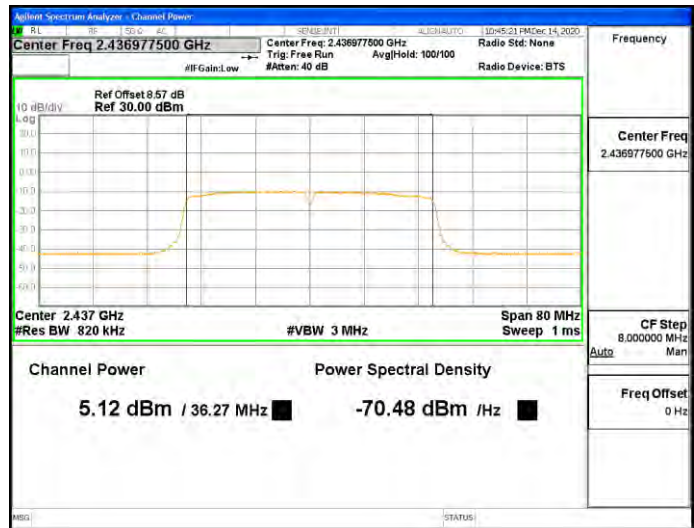
11N20SISO_Ant2_2462



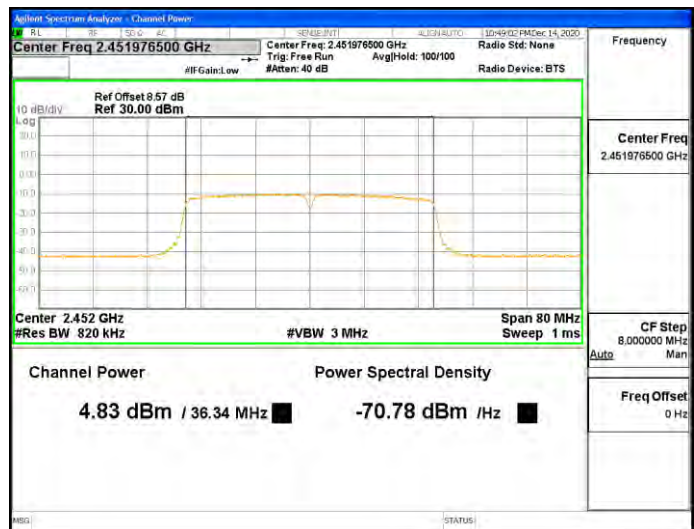
11N40SISO_Ant2_2422



11N40SISO_Ant2_2437



11N40SISO_Ant2_2452



1.4 APPENDIX: MAXIMUM POWER SPECTRAL DENSITY

Test Result

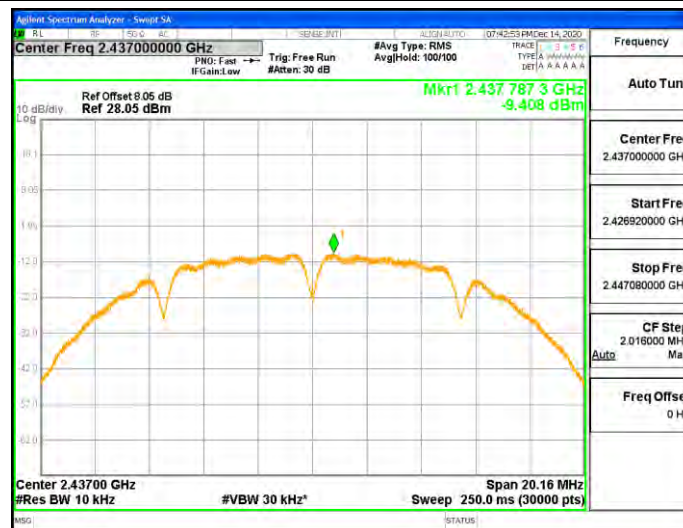
TestMode	Antenna	Channel	Result		Total	Limit[dBm/3kHz]	Verdict
			ANT1	ANT2			
11B	Ant1	2412	-8.16	-12.28	/	<=8	PASS
		2437	-9.41	-12.1	/	<=8	PASS
		2462	-9.47	-12.42	/	<=8	PASS
11G	Ant1	2412	-8.42	-11.28	/	<=8	PASS
		2437	-9.18	-11.51	/	<=8	PASS
		2462	-9.9	-12.34	/	<=8	PASS
11N20SISO	Ant1	2412	-19.52	-22.24	-17.66	<=8	PASS
		2437	-19.09	-22.34	-17.41	<=8	PASS
		2462	-20.02	-22.98	-18.24	<=8	PASS
11N40SISO	Ant1	2422	-22.37	-24.58	-20.33	<=8	PASS
		2437	-22.1	-25.36	-20.42	<=8	PASS
		2452	-22.42	-25.02	-20.52	<=8	PASS

Test Graphs

11B_Ant1_2412



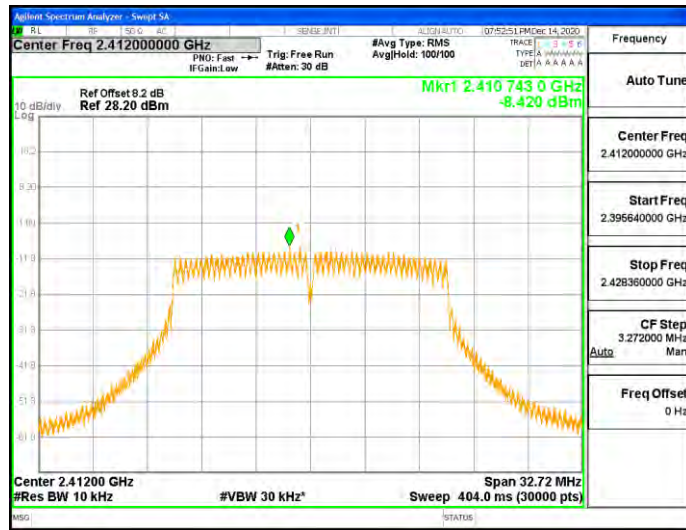
11B_Ant1_2437



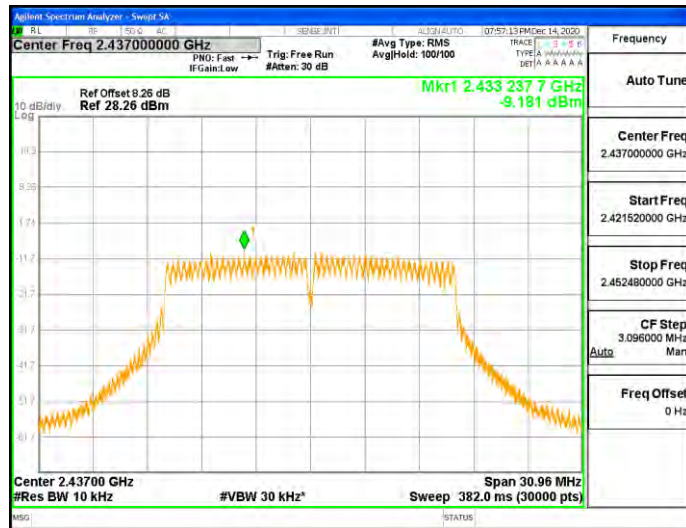
11B_Ant1_2462



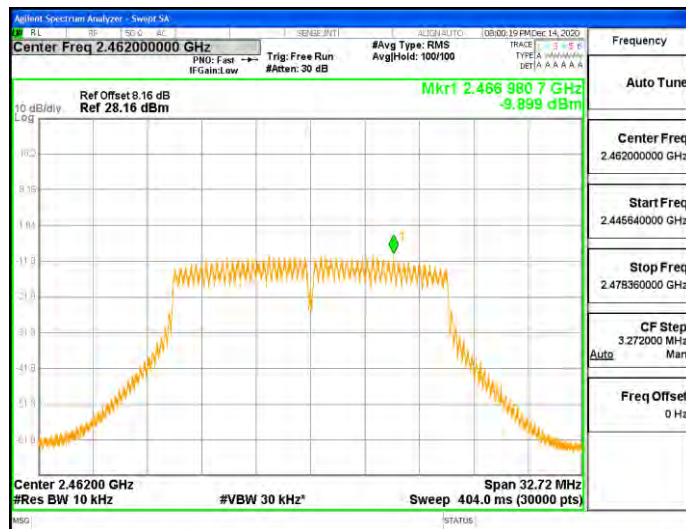
11G_Ant1_2412



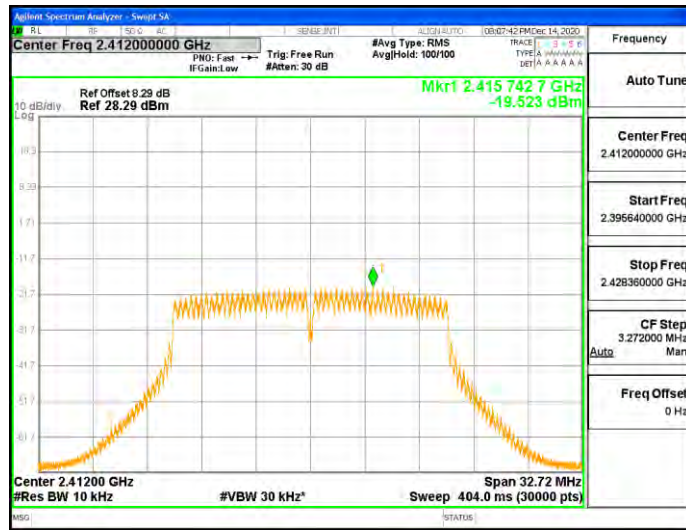
11G_Ant1_2437



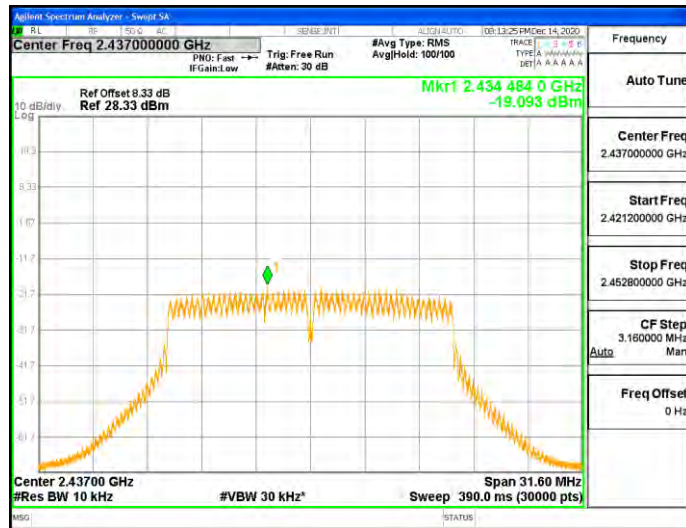
11G_Ant1_2462



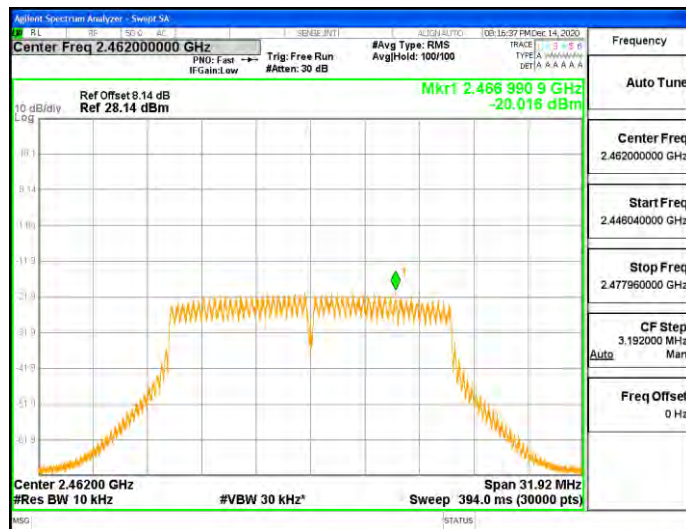
11N20SISO_Ant1_2412



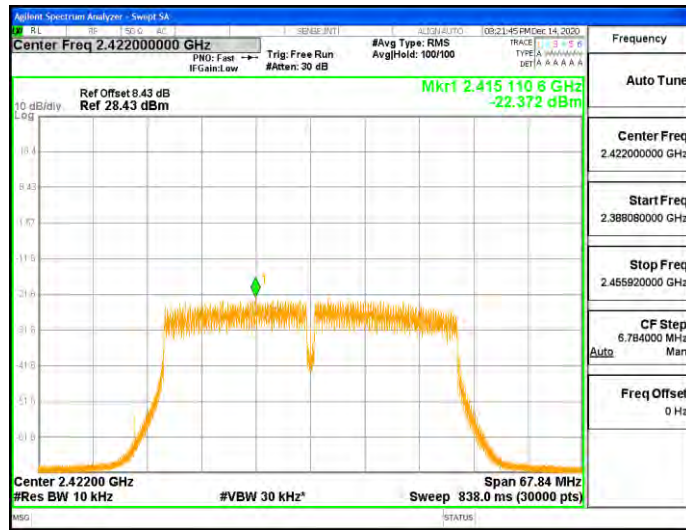
11N20SISO_Ant1_2437



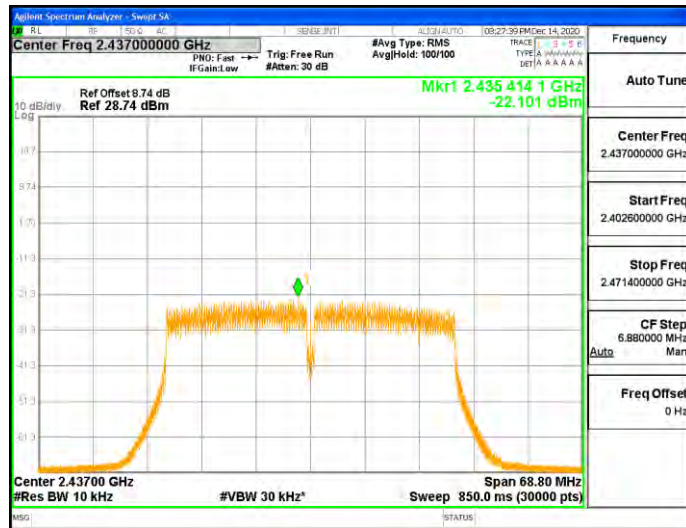
11N20SISO_Ant1_2462



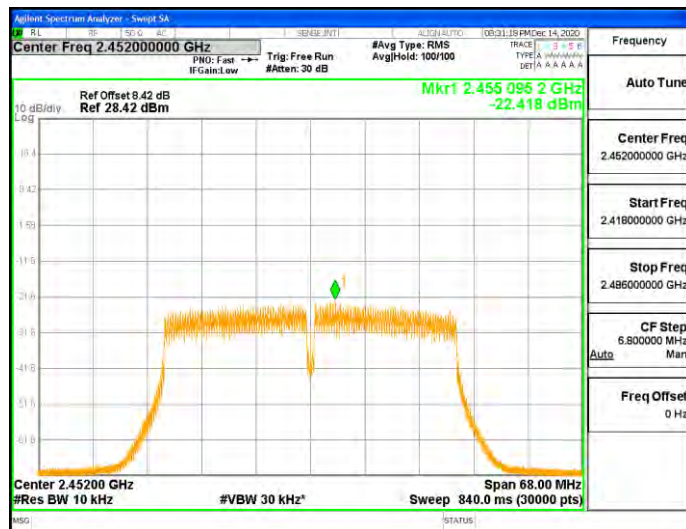
11N40SISO_Ant1_2422



11N40SISO_Ant1_2437



11N40SISO_Ant1_2452



Test Graphs

11B_Ant2_2412



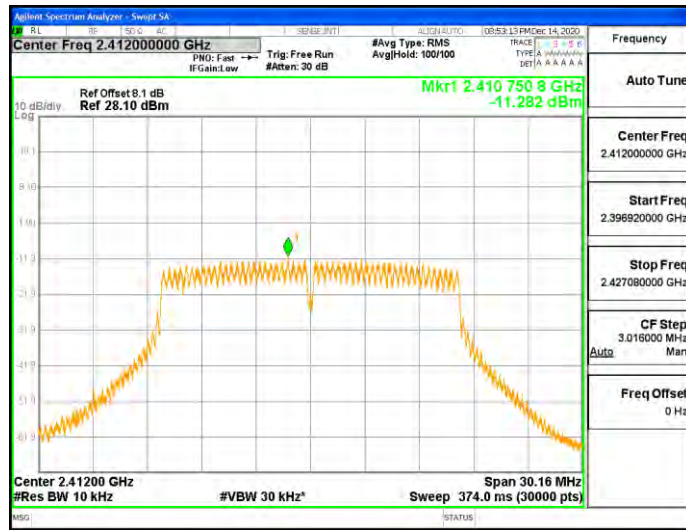
11B_Ant2_2437



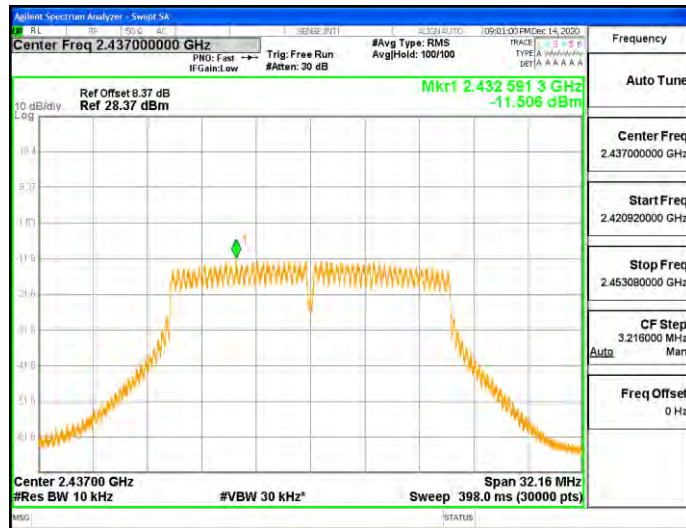
11B_Ant2_2462



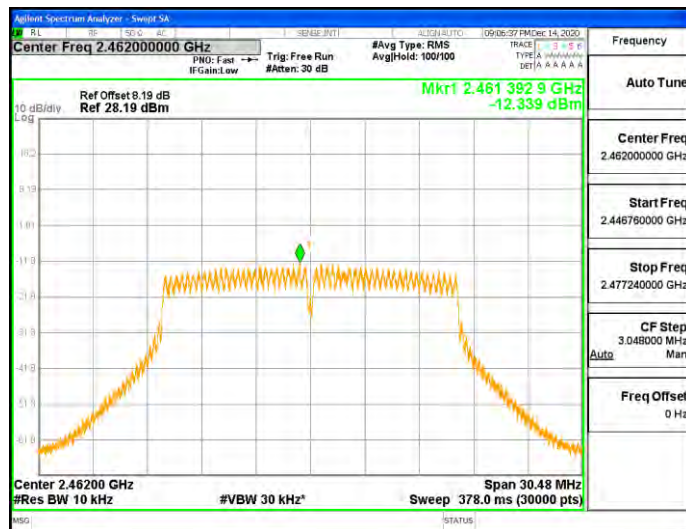
11G_Ant2_2412



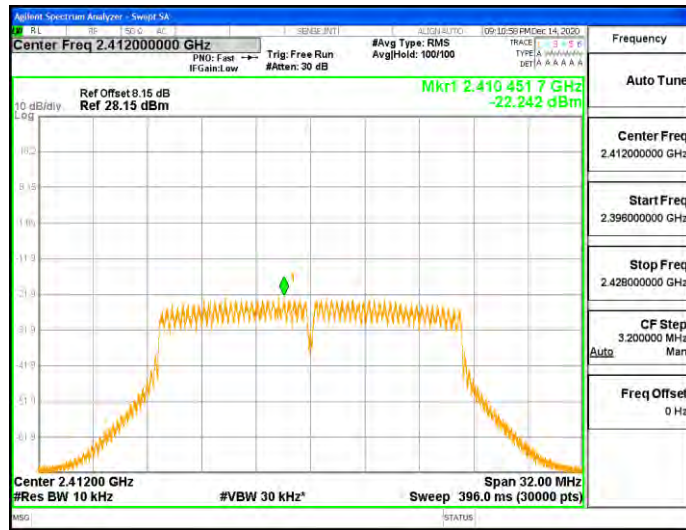
11G_Ant2_2437



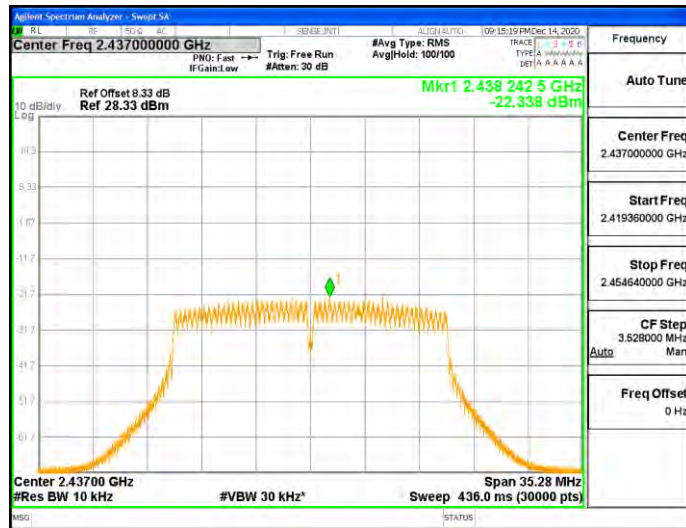
11G_Ant2_2462



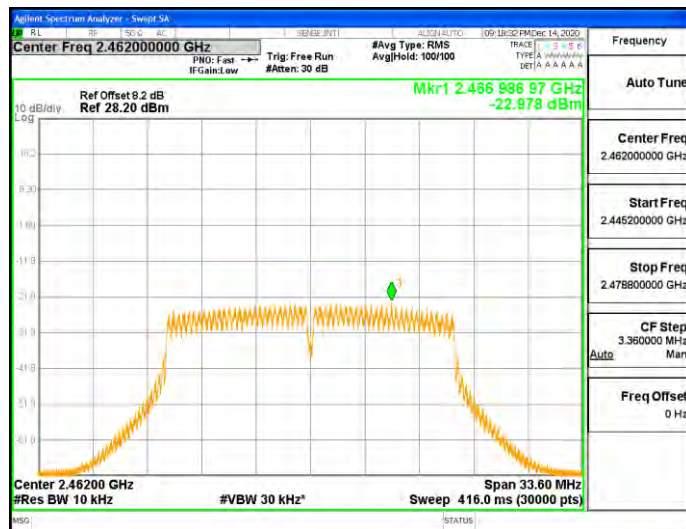
11N20SISO_Ant2_2412



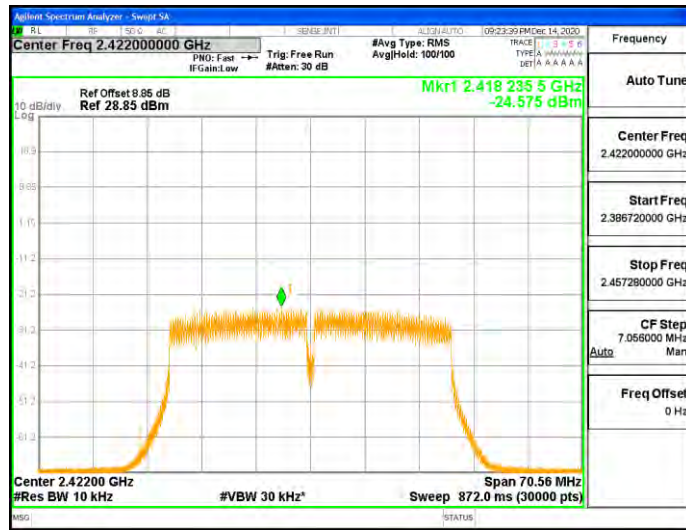
11N20SISO_Ant2_2437



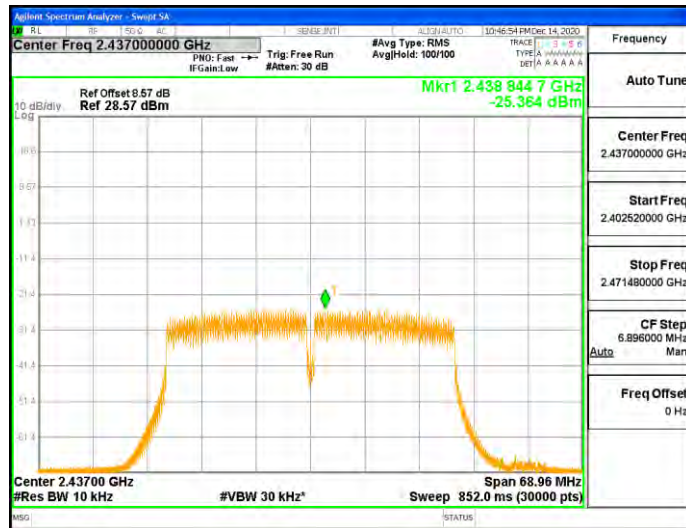
11N20SISO_Ant2_2462



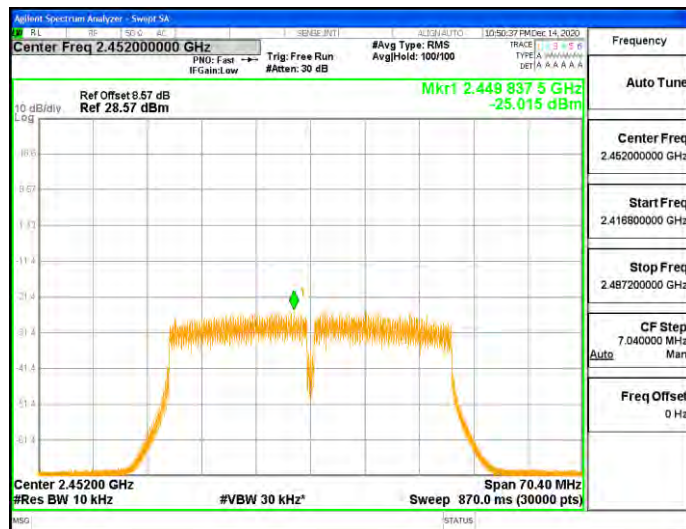
11N40SISO_Ant2_2422



11N40SISO_Ant2_2437



11N40SISO_Ant2_2452



1.5 APPENDIX: BAND EDGE MEASUREMENTS

Test Result

TestMode	Antenna	ChName	Channel	RefLevel[dBm]	Result[dBm]	Limit[dBm]	Verdict
11B	Ant1	Low	2412	9.34	-44.65	<=-20.66	PASS
		High	2462	8.12	-45.14	<=-21.88	PASS
11G	Ant1	Low	2412	7.79	-44.92	<=-22.21	PASS
		High	2462	6.89	-46.34	<=-23.11	PASS
11N20SISO	Ant1	Low	2412	-3.13	-49.86	<=-33.13	PASS
		High	2462	-3.81	-49.7	<=-33.81	PASS
11N40SISO	Ant1	Low	2422	-5.84	-47.99	<=-35.84	PASS
		High	2452	-6.53	-48.79	<=-36.53	PASS

Test Result

TestMode	Antenna	ChName	Channel	RefLevel[dBm]	Result[dBm]	Limit[dBm]	Verdict
11B	Ant2	Low	2412	5.77	-48.24	<=-24.23	PASS
		High	2462	5.19	-49.19	<=-24.81	PASS
11G	Ant2	Low	2412	4.95	-47.56	<=-25.05	PASS
		High	2462	4.24	-48.38	<=-25.76	PASS
11N20SISO	Ant2	Low	2412	-5.07	-50.11	<=-35.07	PASS
		High	2462	-6.32	-49.39	<=-36.32	PASS
11N40SISO	Ant2	Low	2422	-8.36	-50.2	<=-38.36	PASS
		High	2452	-9.02	-49.7	<=-39.02	PASS

Test Graphs

11B_Ant1_Low_2412



11B_Ant1_High_2462



11G_Ant1_Low_2412



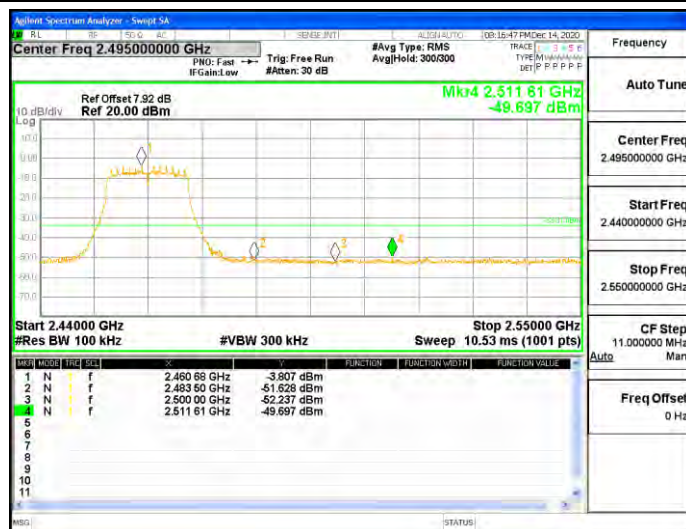
11G_Ant1_High_2462



11N20SISO_Ant1_Low_2412



11N20SISO_Ant1_High_2462



11N40SISO_Ant1_Low_2422

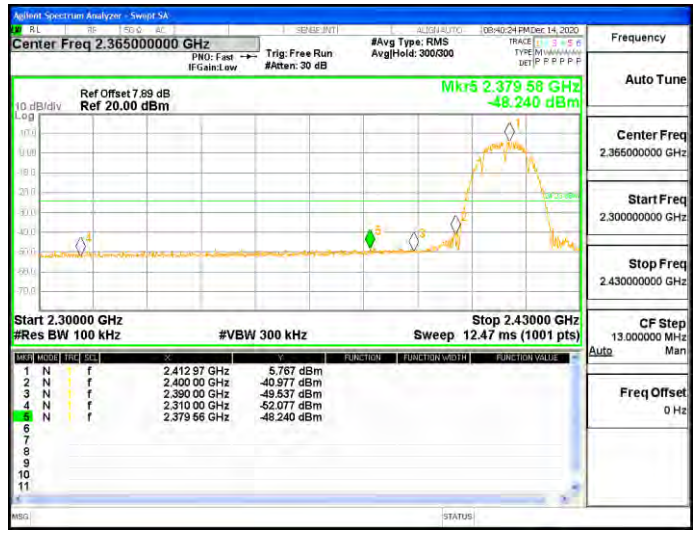


11N40SISO_Ant1_High_2452

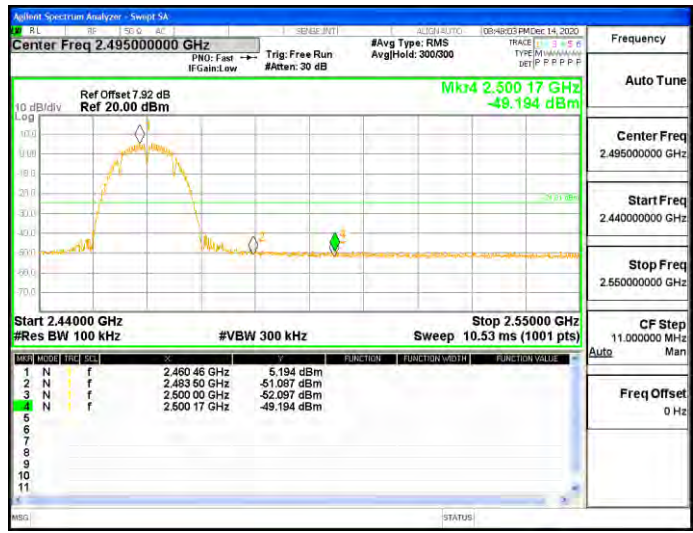


Test Graphs---Ant2

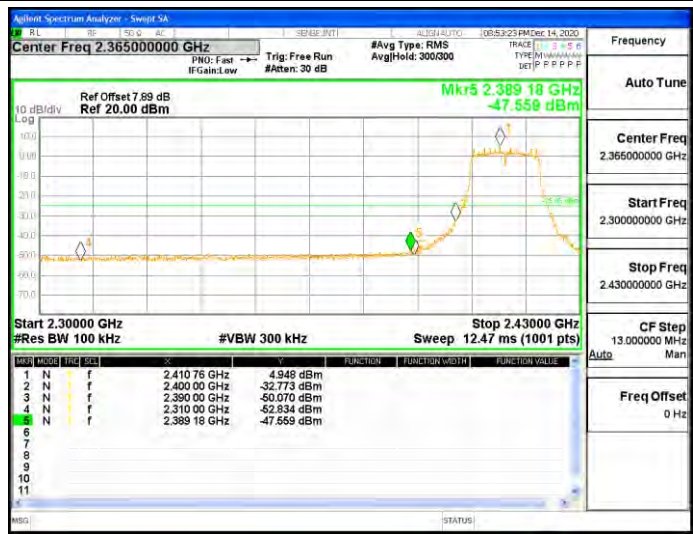
11B_Ant2_Low_2412



11B_Ant2_High_2462



11G_Ant2_Low_2412



11G_Ant2_High_2462



11N20SISO_Ant2_Low_2412



11N20SISO_Ant2_High_2462



11N40SISO_Ant2_Low_2422



11N40SISO_Ant2_High_2452



1.6 APPENDIX:CONDUCTEDSPURIOUSEMISSION

Test Result

TestMode	Antenna	Channel	FreqRange [Mhz]	RefLevel [dBm]	Result [dBm]	Limit [dBm]	Verdict
11B	Ant1	2412	Reference	8.82	8.82	---	PASS
			30~1000	30~1000	-61.181	<=-11.179	PASS
			1000~26500	1000~26500	-48.336	<=-11.179	PASS
		2437	Reference	8.27	8.27	---	PASS
			30~1000	30~1000	-61.344	<=-11.732	PASS
			1000~26500	1000~26500	-47.544	<=-11.732	PASS
		2462	Reference	8.34	8.34	---	PASS
			30~1000	30~1000	-60.988	<=-11.657	PASS
			1000~26500	1000~26500	-48.023	<=-11.657	PASS
11G	Ant1	2412	Reference	7.02	7.02	---	PASS
			30~1000	30~1000	-61.37	<=-12.977	PASS
			1000~26500	1000~26500	-46.492	<=-12.977	PASS
		2437	Reference	7.15	7.15	---	PASS
			30~1000	30~1000	-61.165	<=-12.855	PASS
			1000~26500	1000~26500	-48.386	<=-12.855	PASS
		2462	Reference	5.72	5.72	---	PASS
			30~1000	30~1000	-61.098	<=-14.284	PASS
			1000~26500	1000~26500	-48.129	<=-14.284	PASS
11N20SISO	Ant1	2412	Reference	-3.64	-3.64	---	PASS
			30~1000	30~1000	-60.385	<=-23.642	PASS
			1000~26500	1000~26500	-48.043	<=-23.642	PASS
		2437	Reference	-3.69	-3.69	---	PASS
			30~1000	30~1000	-60.671	<=-23.688	PASS
			1000~26500	1000~26500	-47.252	<=-23.688	PASS
		2462	Reference	-3.78	-3.78	---	PASS
			30~1000	30~1000	-61.21	<=-23.777	PASS
			1000~26500	1000~26500	-48.227	<=-23.777	PASS
11N40SISO	Ant1	2422	Reference	-6.03	-6.03	---	PASS
			30~1000	30~1000	-61.108	<=-26.029	PASS
			1000~26500	1000~26500	-47.758	<=-26.029	PASS
		2437	Reference	-6.08	-6.08	---	PASS
			30~1000	30~1000	-61.472	<=-26.076	PASS
			1000~26500	1000~26500	-47.64	<=-26.076	PASS
		2452	Reference	-6.47	-6.47	---	PASS
			30~1000	30~1000	-61.419	<=-26.468	PASS
			1000~26500	1000~26500	-47.747	<=-26.468	PASS

Test Result

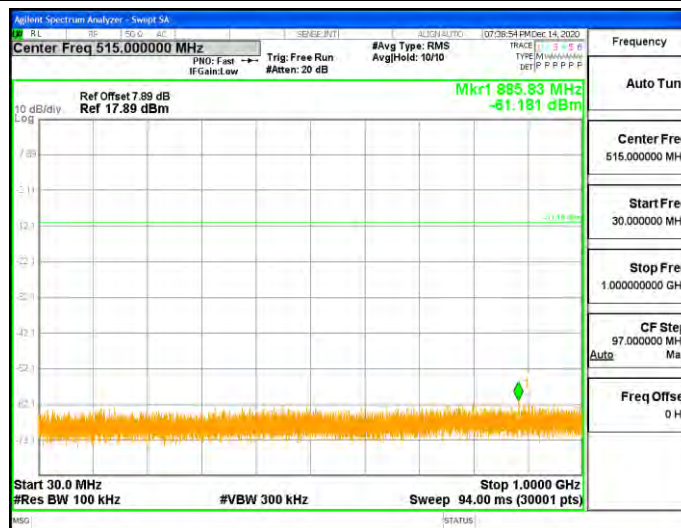
TestMode	Antenna	Channel	FreqRange [Mhz]	RefLevel [dBm]	Result [dBm]	Limit [dBm]	Verdict
11B	Ant2	2412	Reference	5.68	5.68	---	PASS
			30~1000	30~1000	-61.399	<=-14.325	PASS
			1000~26500	1000~26500	-47.353	<=-14.325	PASS
		2437	Reference	5.04	5.04	---	PASS
			30~1000	30~1000	-61.517	<=-14.964	PASS
			1000~26500	1000~26500	-47.698	<=-14.964	PASS
		2462	Reference	5.06	5.06	---	PASS
			30~1000	30~1000	-61.345	<=-14.936	PASS
			1000~26500	1000~26500	-47.724	<=-14.936	PASS
11G	Ant2	2412	Reference	5.23	5.23	---	PASS
			30~1000	30~1000	-61.848	<=-14.775	PASS
			1000~26500	1000~26500	-47.98	<=-14.775	PASS
		2437	Reference	5.13	5.13	---	PASS
			30~1000	30~1000	-61.487	<=-14.871	PASS
			1000~26500	1000~26500	-48.528	<=-14.871	PASS
		2462	Reference	4.61	4.61	---	PASS
			30~1000	30~1000	-60.572	<=-15.388	PASS
			1000~26500	1000~26500	-48.319	<=-15.388	PASS
11N20SISO	Ant2	2412	Reference	-5.33	-5.33	---	PASS
			30~1000	30~1000	-62.205	<=-25.331	PASS
			1000~26500	1000~26500	-48.263	<=-25.331	PASS
		2437	Reference	-5.70	-5.70	---	PASS
			30~1000	30~1000	-61.591	<=-25.704	PASS
			1000~26500	1000~26500	-47.596	<=-25.704	PASS
		2462	Reference	-7.10	-7.10	---	PASS
			30~1000	30~1000	-61.057	<=-27.096	PASS
			1000~26500	1000~26500	-47.666	<=-27.096	PASS
11N40SISO	Ant2	2422	Reference	-8.48	-8.48	---	PASS
			30~1000	30~1000	-61.71	<=-28.483	PASS
			1000~26500	1000~26500	-47.388	<=-28.483	PASS
		2437	Reference	-8.61	-8.61	---	PASS
			30~1000	30~1000	-61.098	<=-28.605	PASS
			1000~26500	1000~26500	-47.111	<=-28.605	PASS
		2452	Reference	-9.08	-9.08	---	PASS
			30~1000	30~1000	-61.308	<=-29.077	PASS
			1000~26500	1000~26500	-47.372	<=-29.077	PASS

Test Graphs

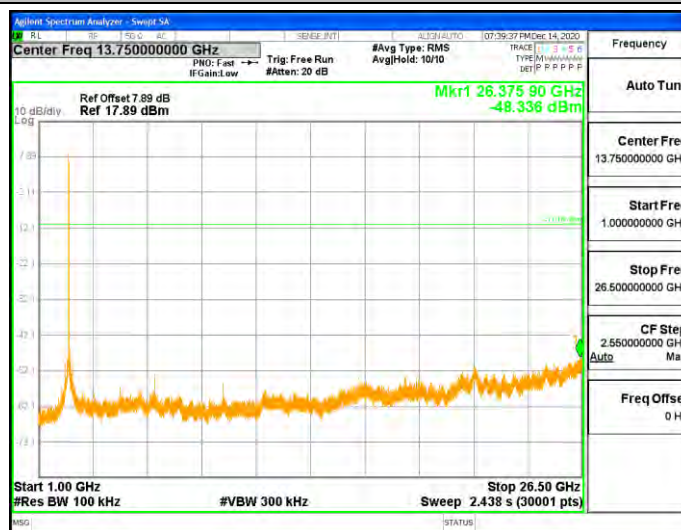
11B_Ant1_2412_0~Reference



11B_Ant1_2412_30~1000



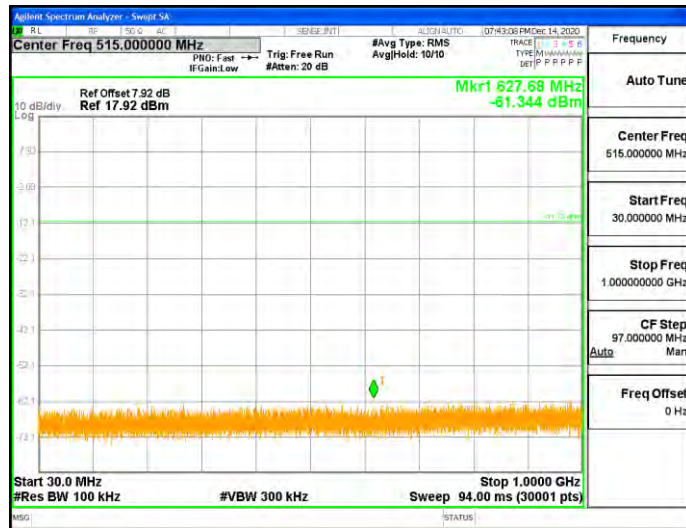
11B_Ant1_2412_1000~26500



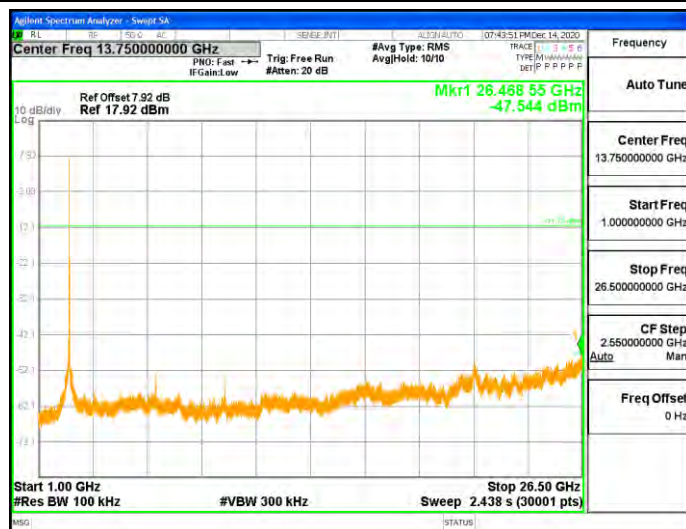
11B_Ant1_2437_0~Reference



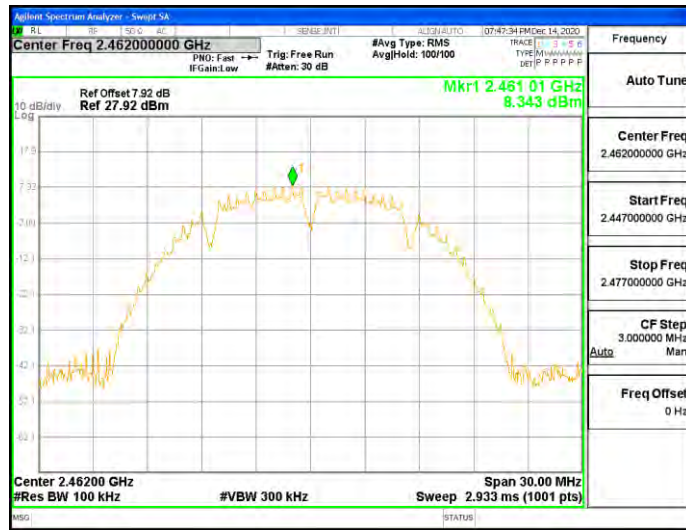
11B_Ant1_2437_30~1000



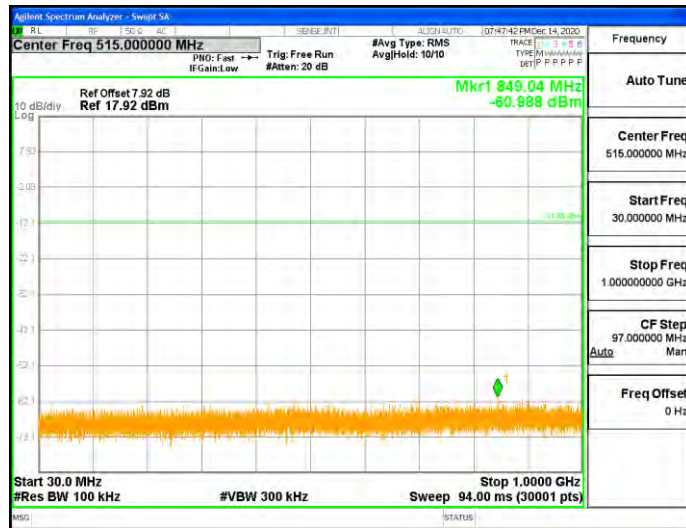
11B_Ant1_2437_1000~26500



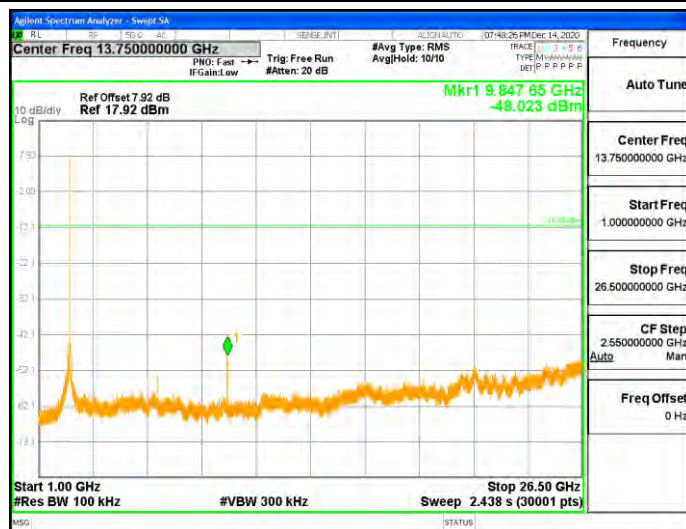
11B_Ant1_2462_0~Reference



11B_Ant1_2462_30~1000



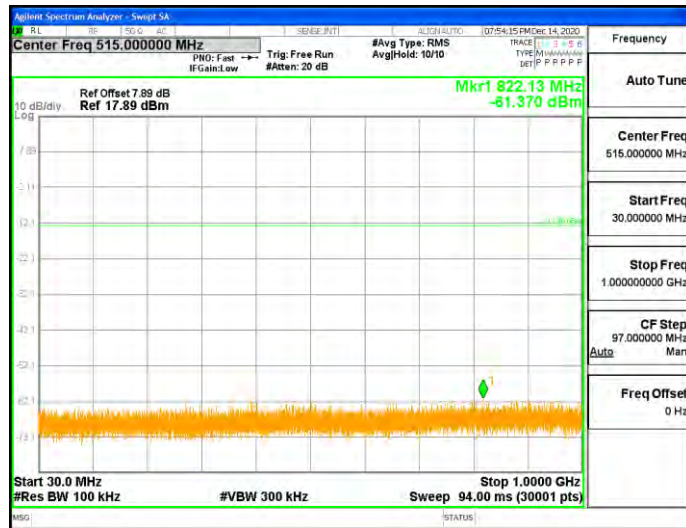
11B_Ant1_2462_1000~26500



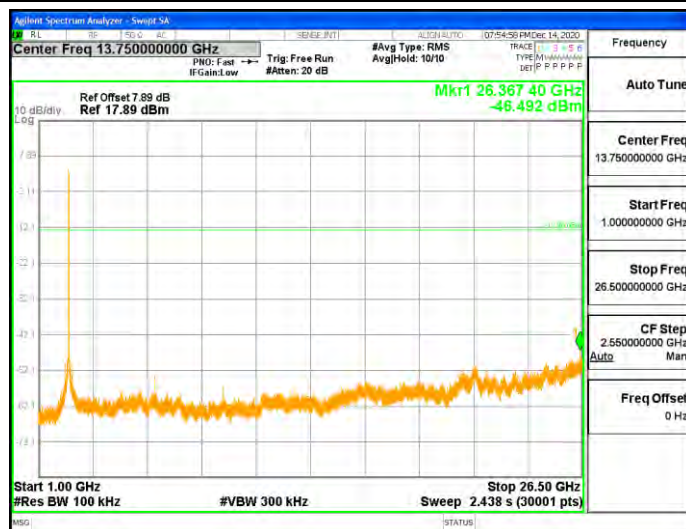
11G_Ant1_2412_0~Reference



11G_Ant1_2412_30~1000



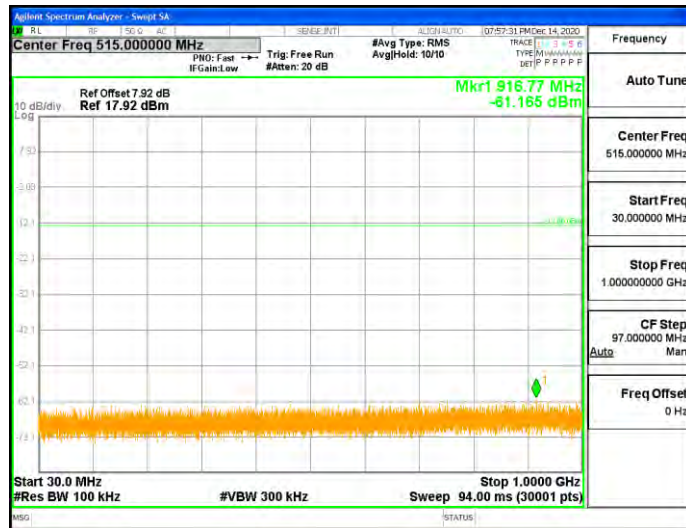
11G_Ant1_2412_1000~26500



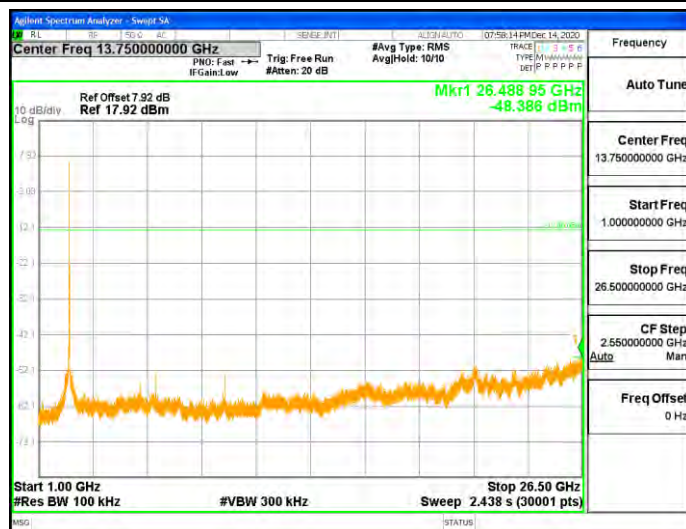
11G_Ant1_2437_0~Reference



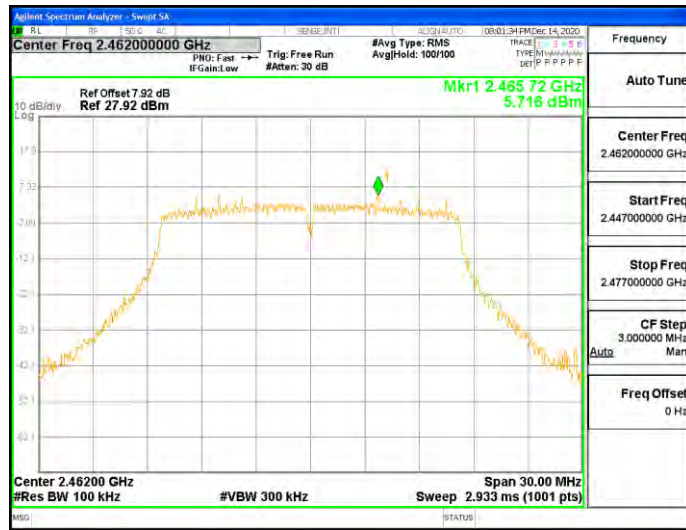
11G_Ant1_2437_30~1000



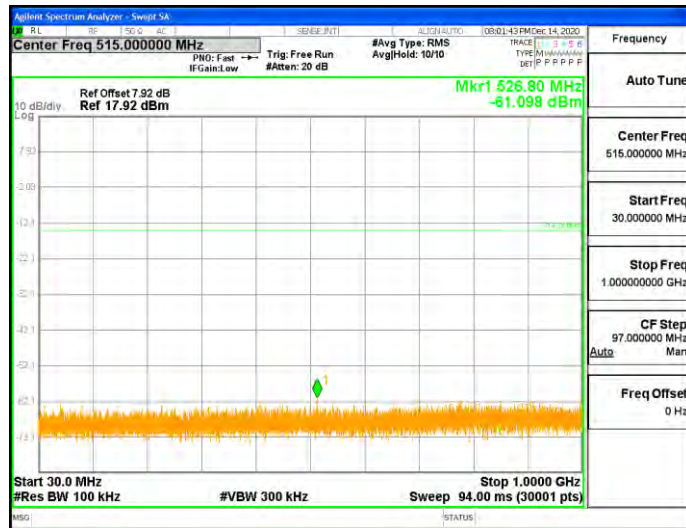
11G_Ant1_2437_1000~26500



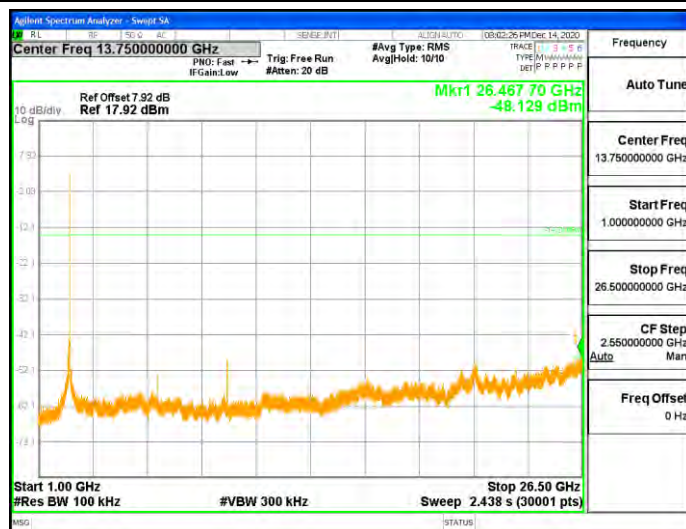
11G_Ant1_2462_0~Reference



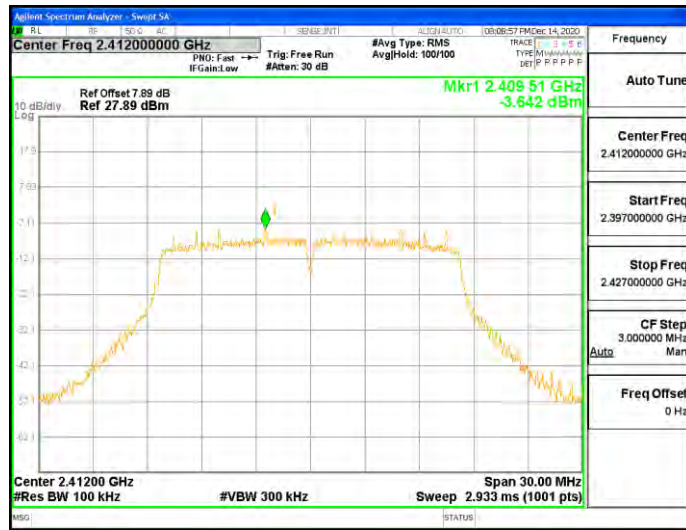
11G_Ant1_2462_30~1000



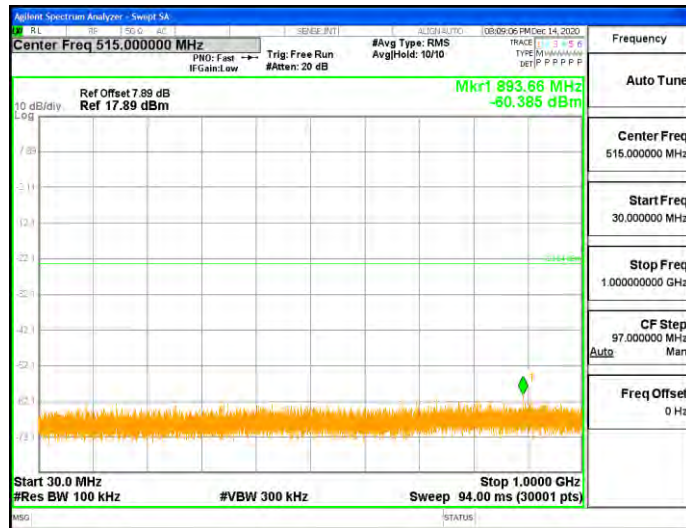
11G_Ant1_2462_1000~26500



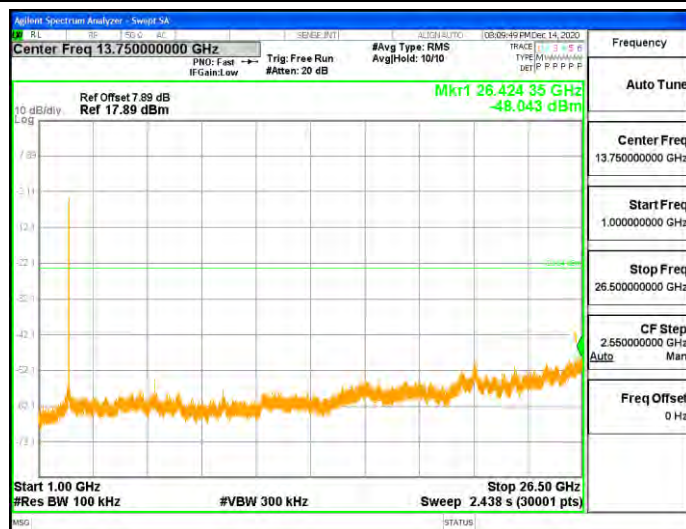
11N20SISO_Ant1_2412_0~Reference



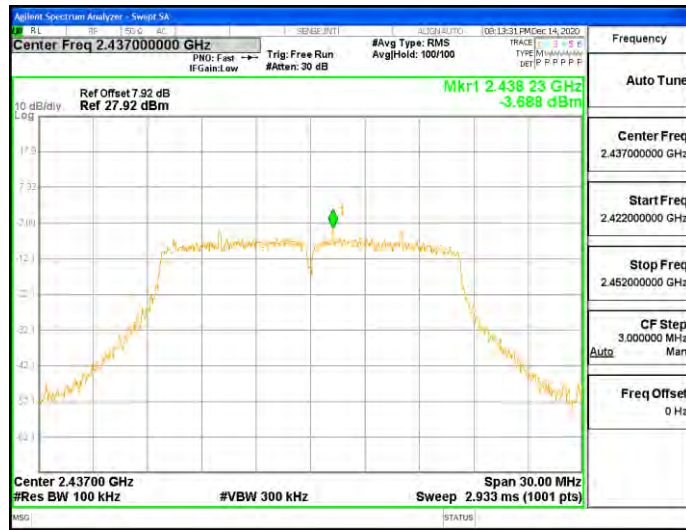
11N20SISO_Ant1_2412_30~1000



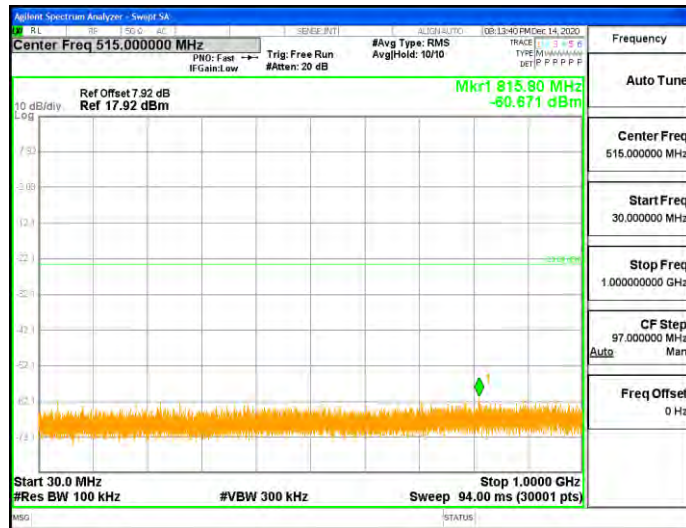
11N20SISO_Ant1_2412_1000~26500



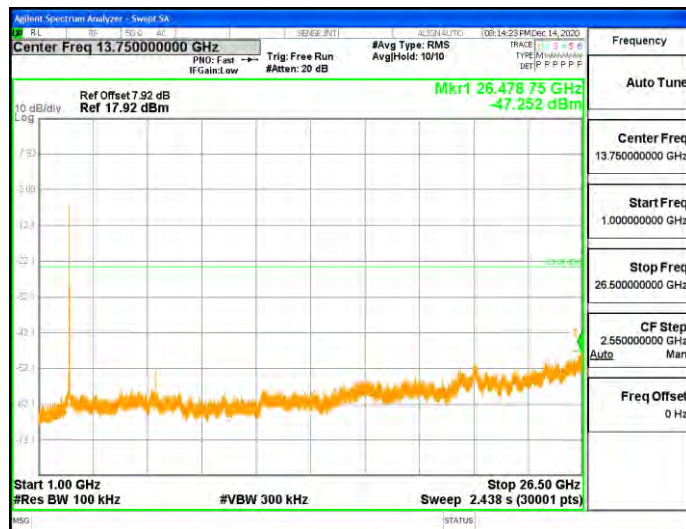
11N20SISO_Ant1_2437_0~Reference



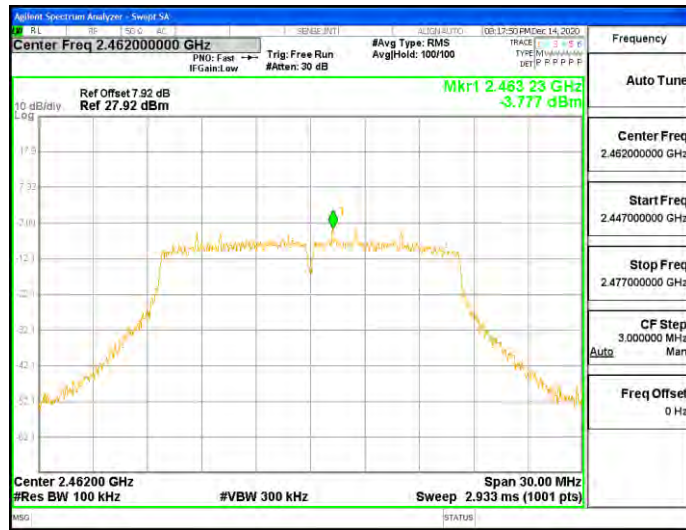
11N20SISO_Ant1_2437_30~1000



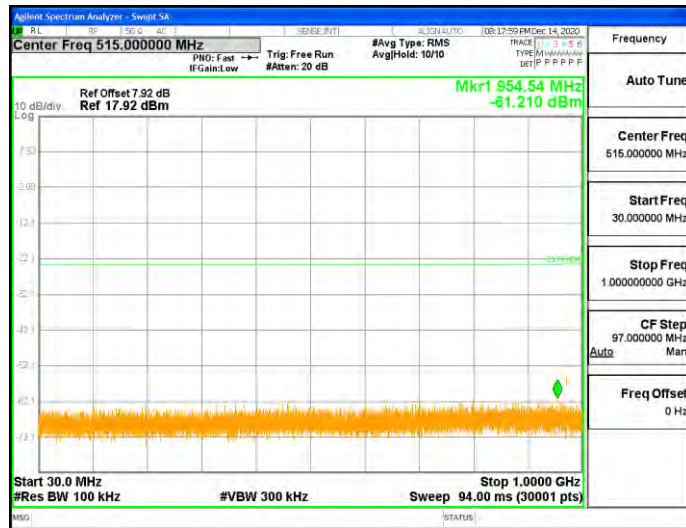
11N20SISO_Ant1_2437_1000~26500



11N20SISO_Ant1_2462_0~Reference



11N20SISO_Ant1_2462_30~1000



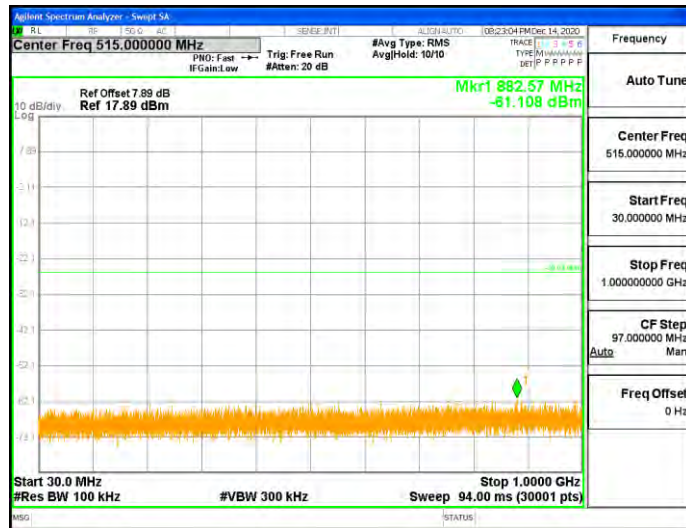
11N20SISO_Ant1_2462_1000~26500



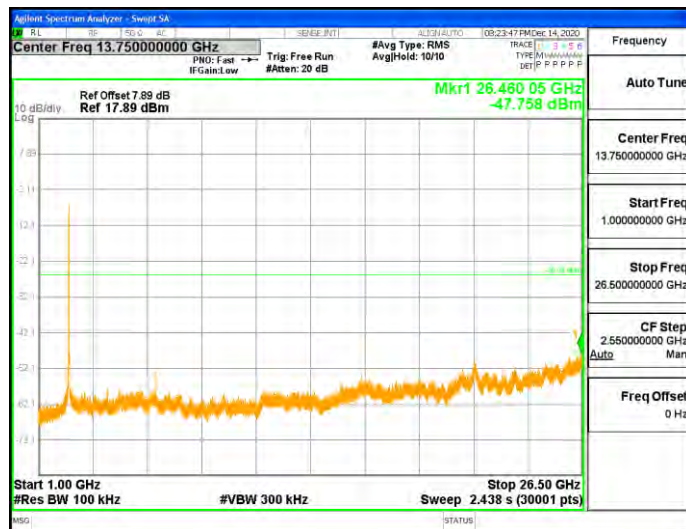
11N40SISO_Ant1_2422_0~Reference



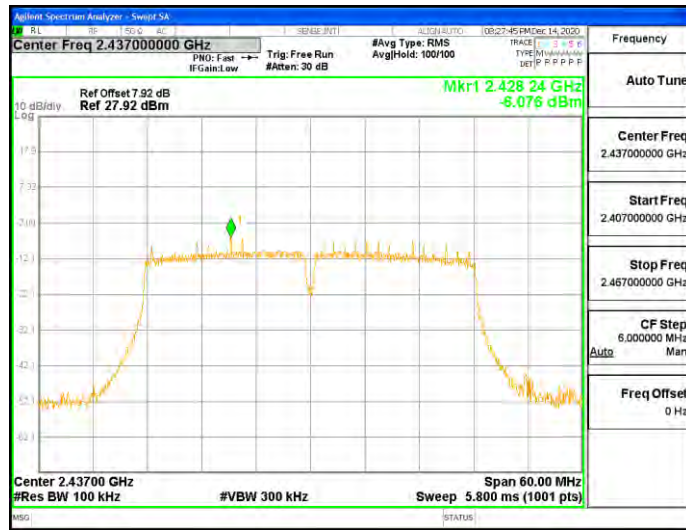
11N40SISO_Ant1_2422_30~1000



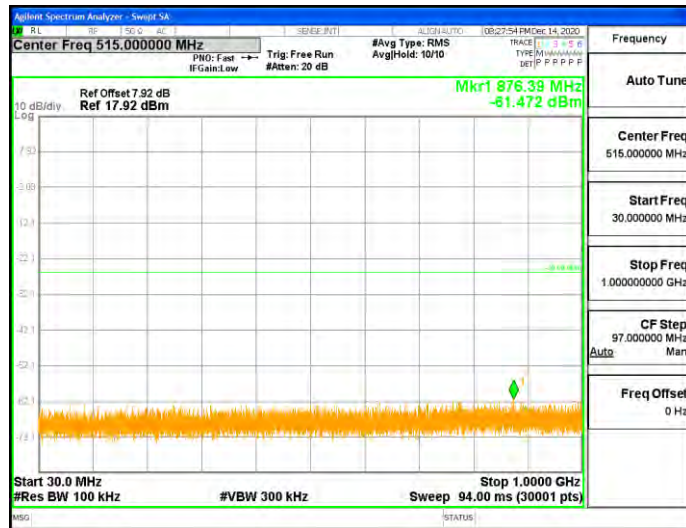
11N40SISO_Ant1_2422_1000~26500



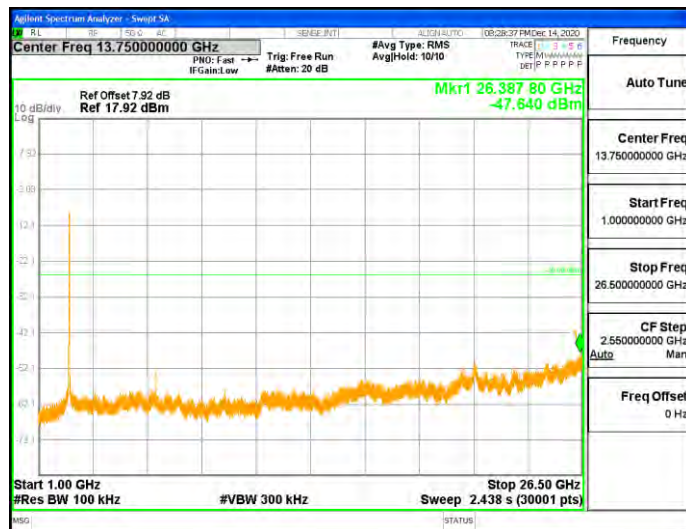
11N40SISO_Ant1_2437_0~Reference



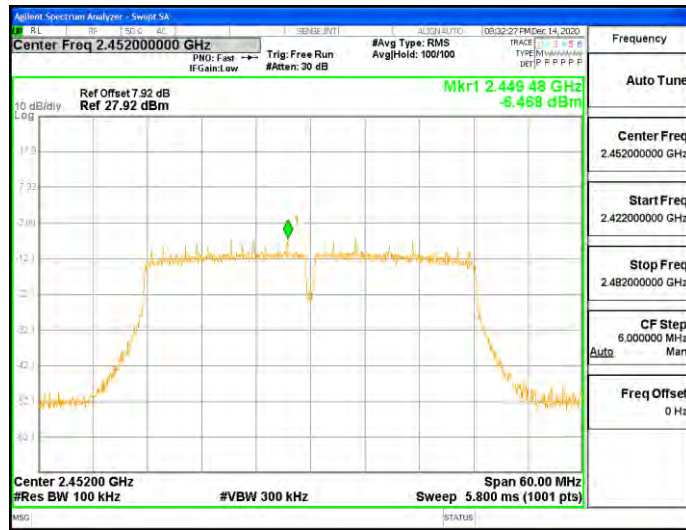
11N40SISO_Ant1_2437_30~1000



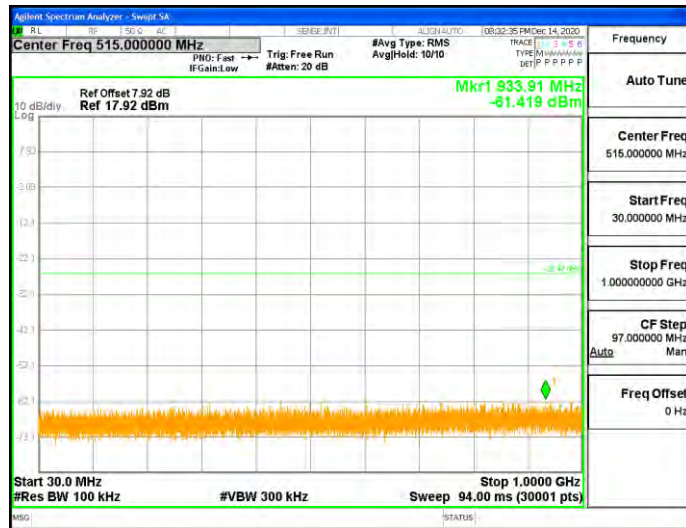
11N40SISO_Ant1_2437_1000~26500



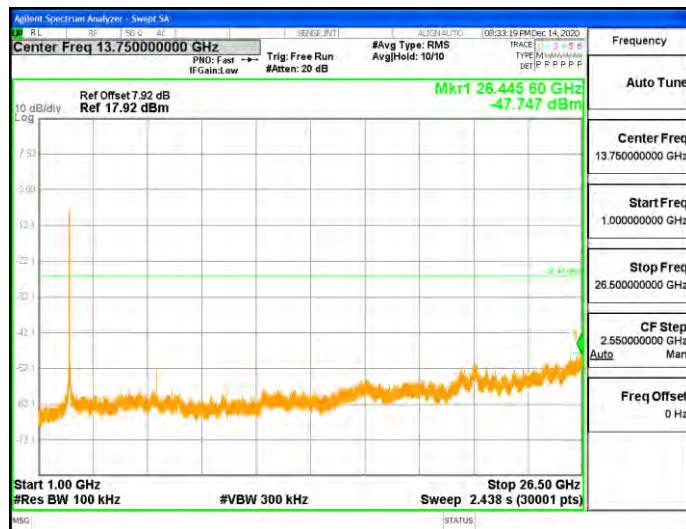
11N40SISO_Ant1_2452_0~Reference



11N40SISO_Ant1_2452_30~1000



11N40SISO_Ant1_2452_1000~26500

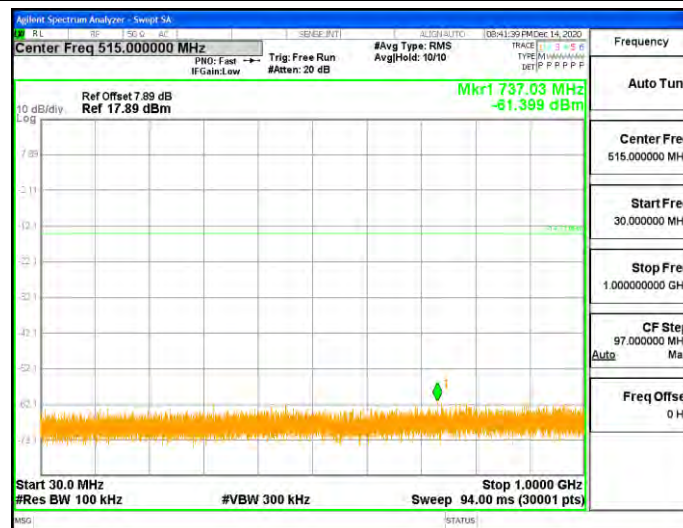


Test Graphs---Ant2

11B_Ant2_2412_0-Reference



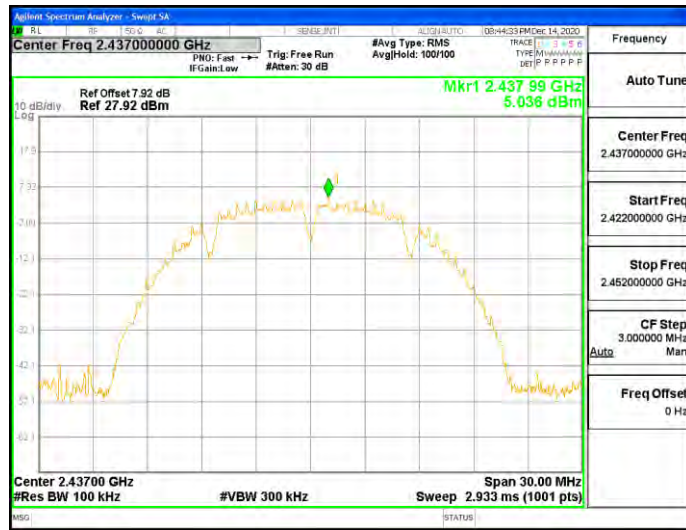
11B_Ant2_2412_30-1000



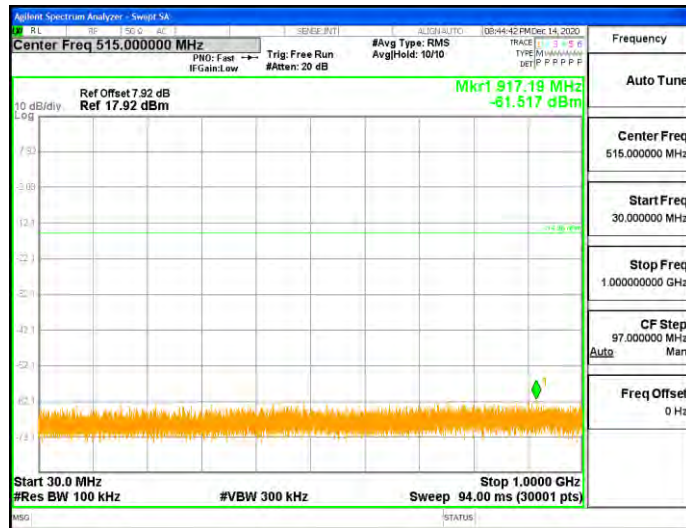
11B_Ant2_2412_1000-26500



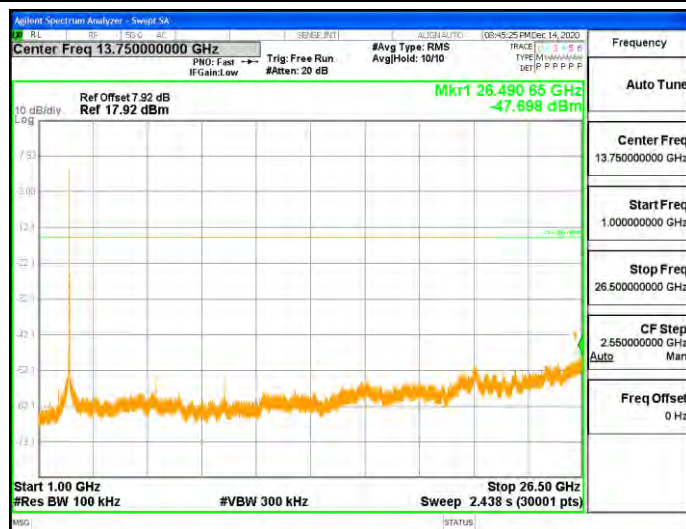
11B_Ant2_2437_0~Reference



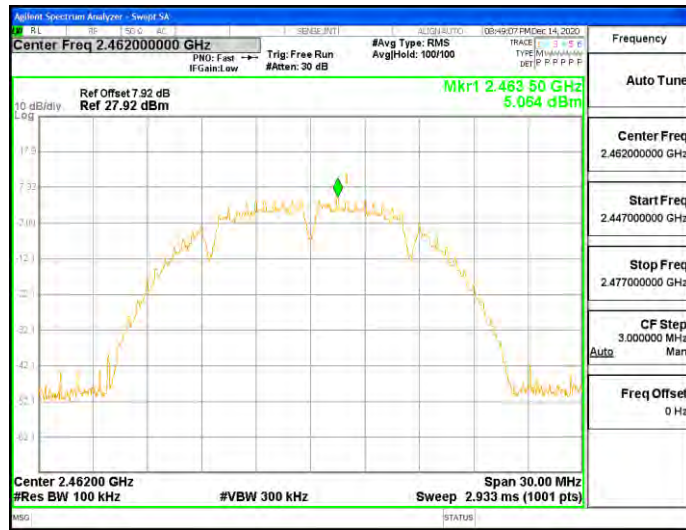
11B_Ant2_2437_30~1000



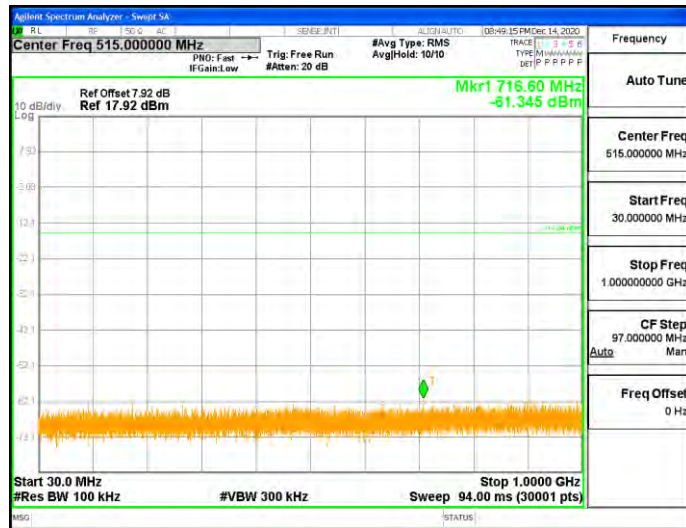
11B_Ant2_2437_1000~26500



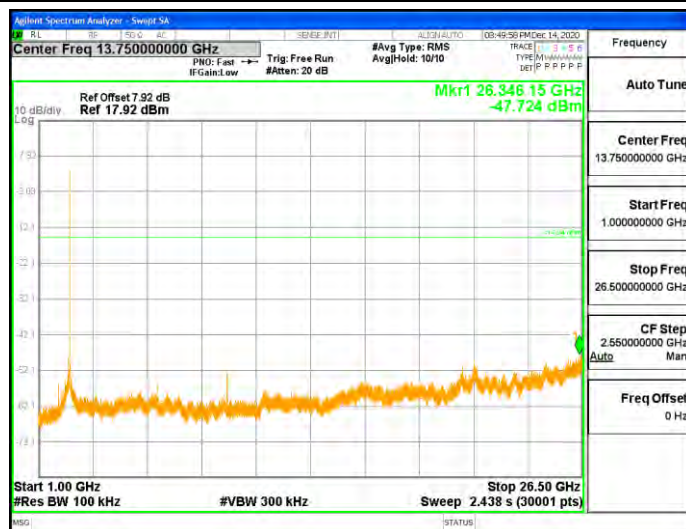
11B_Ant2_2462_0~Reference



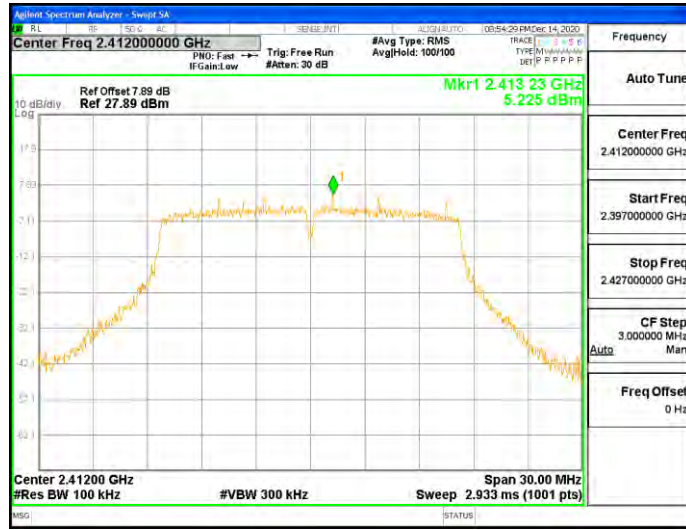
11B_Ant2_2462_30~1000



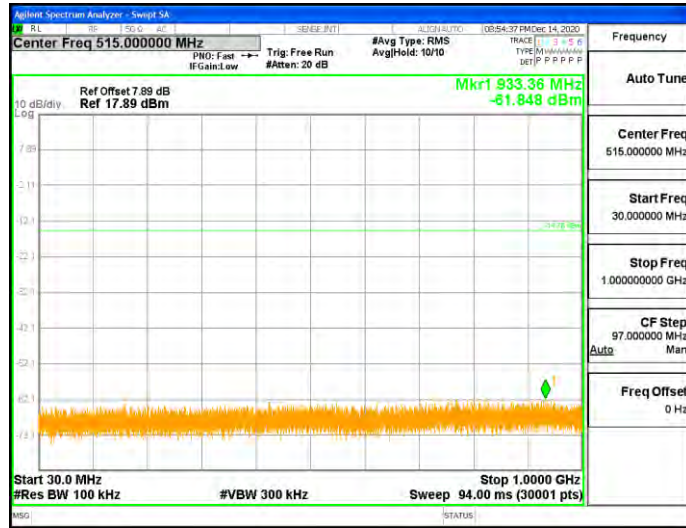
11B_Ant2_2462_1000~26500



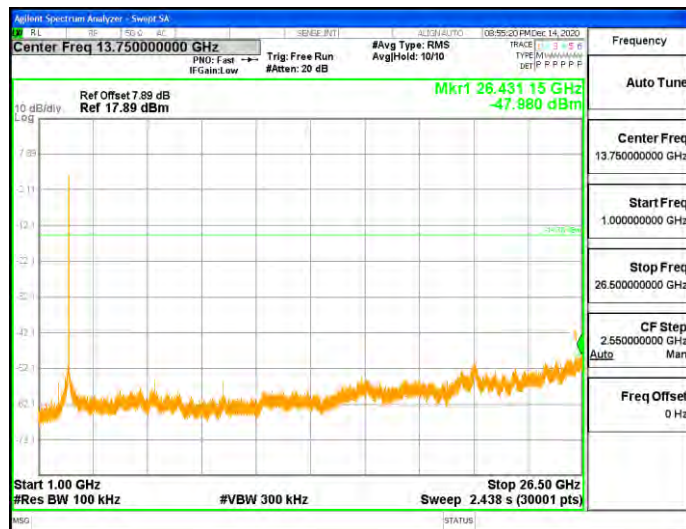
11G_Ant2_2412_0~Reference



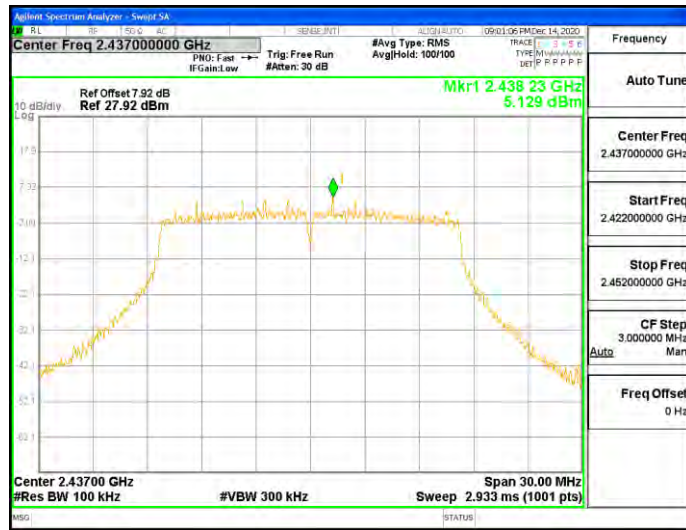
11G_Ant2_2412_30~1000



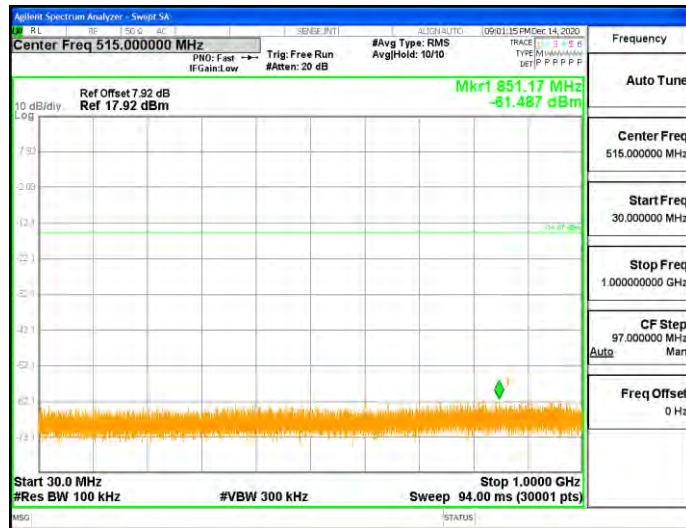
11G_Ant2_2412_1000~26500



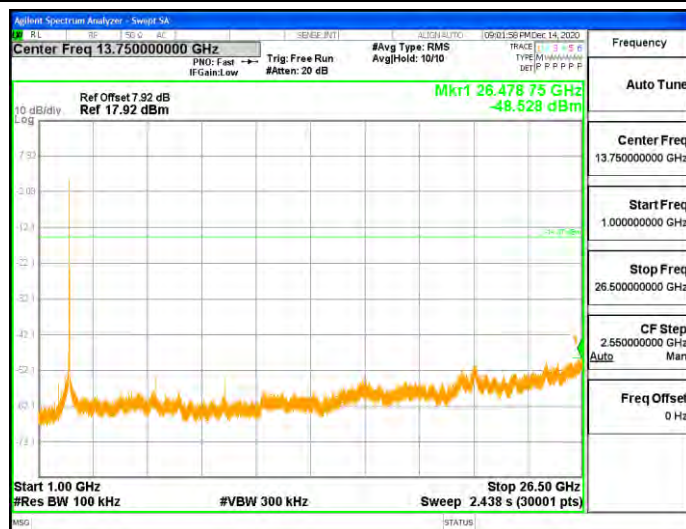
11G_Ant2_2437_0~Reference



11G_Ant2_2437_30~1000



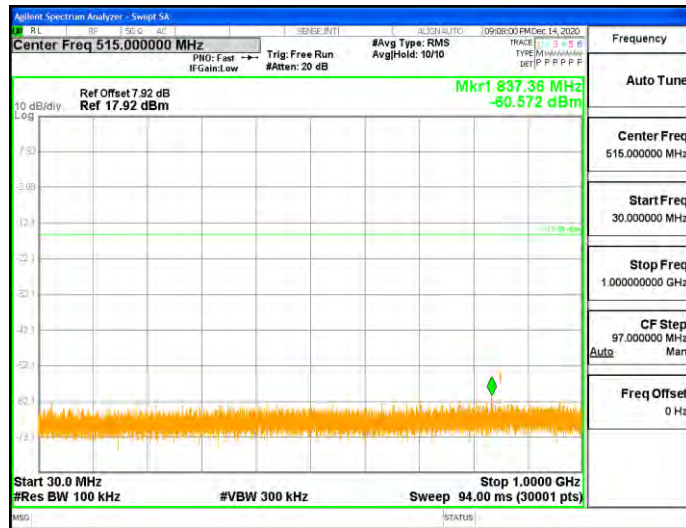
11G_Ant2_2437_1000~26500



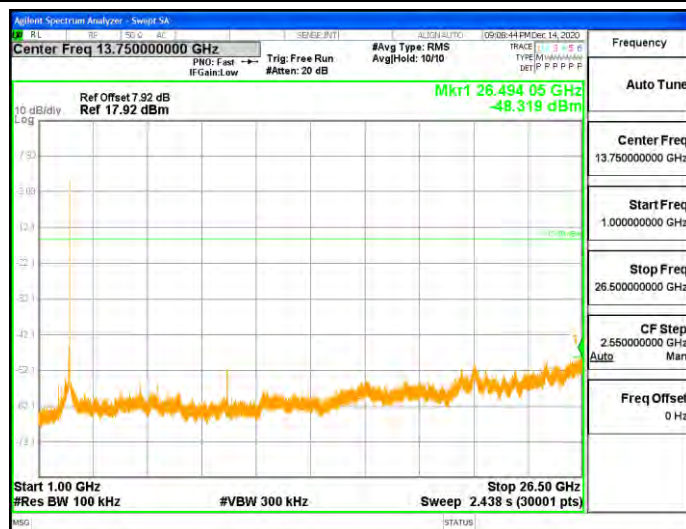
11G_Ant2_2462_0~Reference



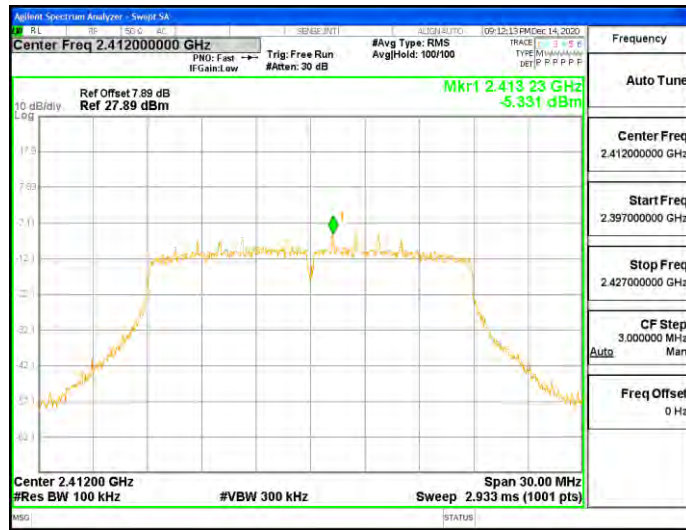
11G_Ant2_2462_30~1000



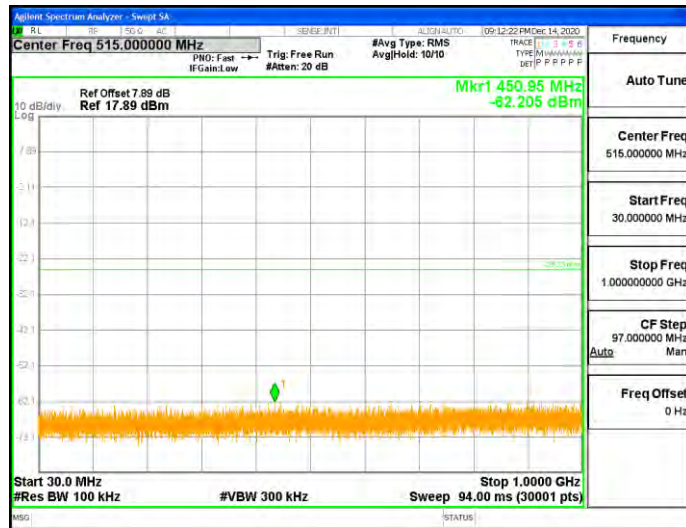
11G_Ant2_2462_1000~26500



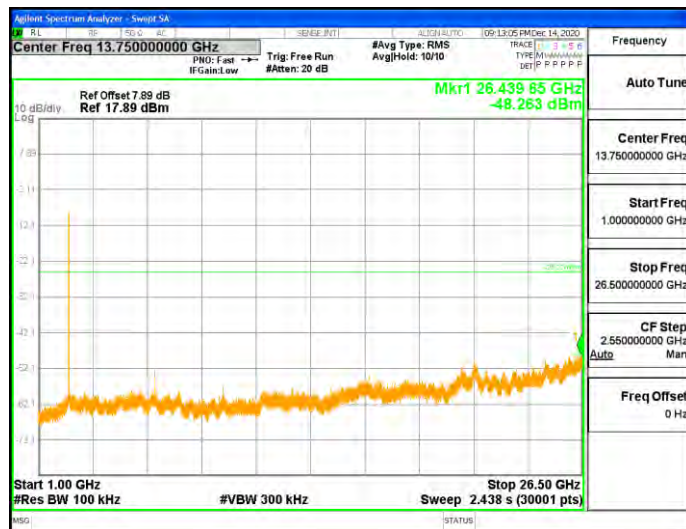
11N20SISO_Ant2_2412_0~Reference



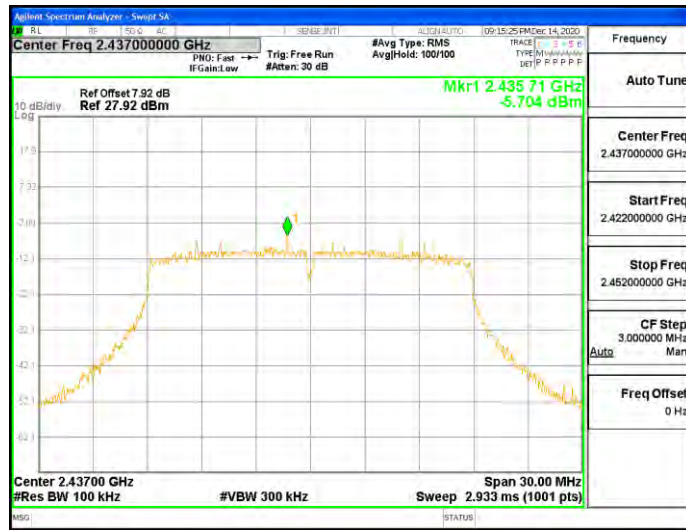
11N20SISO_Ant2_2412_30~1000



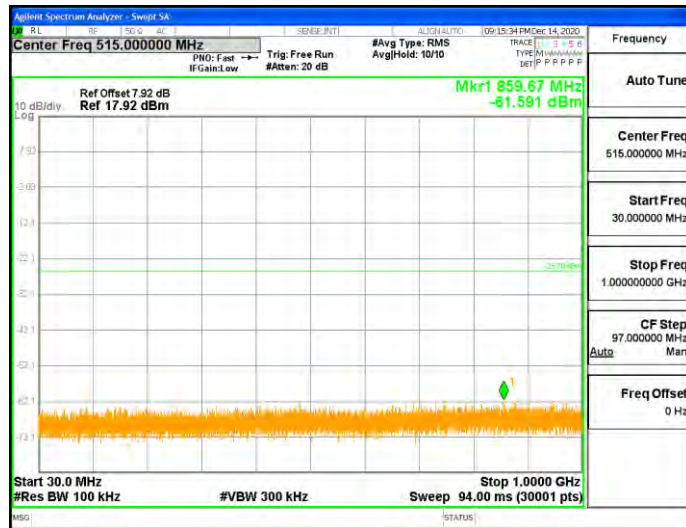
11N20SISO_Ant2_2412_1000~26500



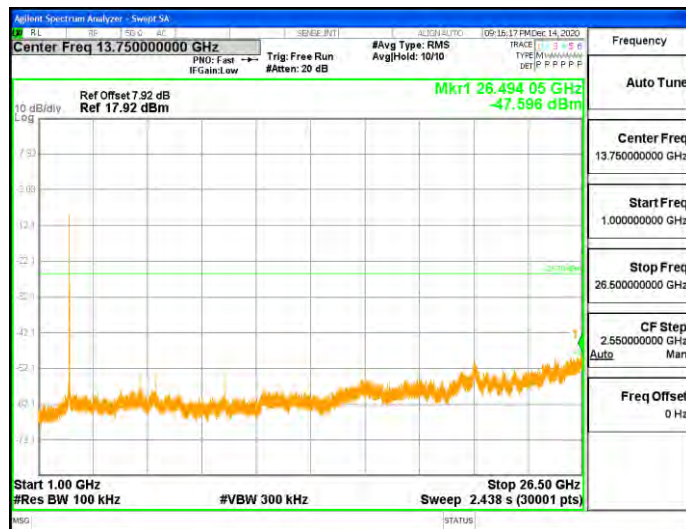
11N20SISO_Ant2_2437_0~Reference



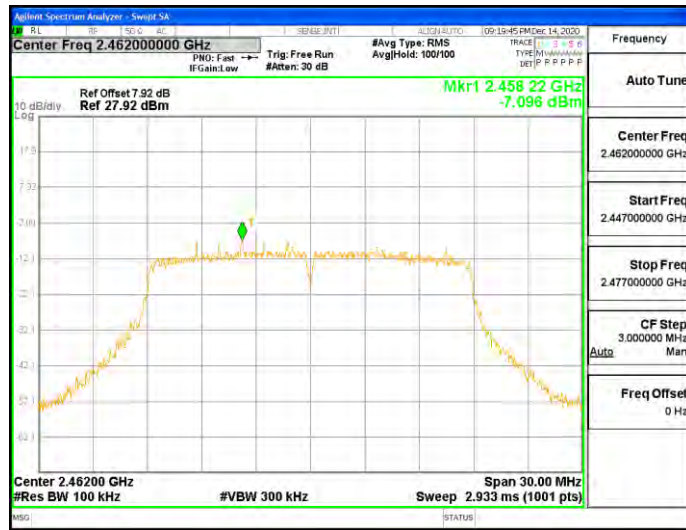
11N20SISO_Ant2_2437_30~1000



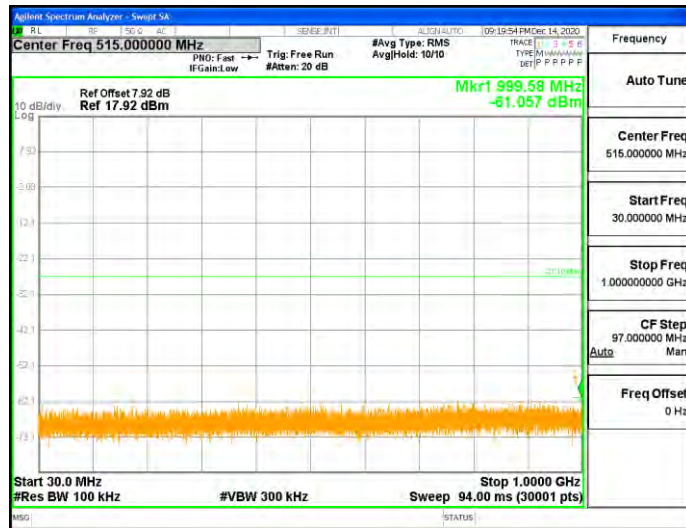
11N20SISO_Ant2_2437_1000~26500



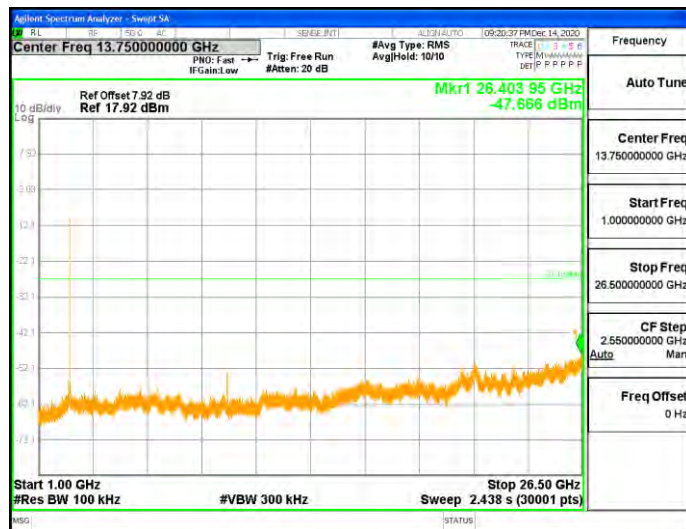
11N20SISO_Ant2_2462_0~Reference



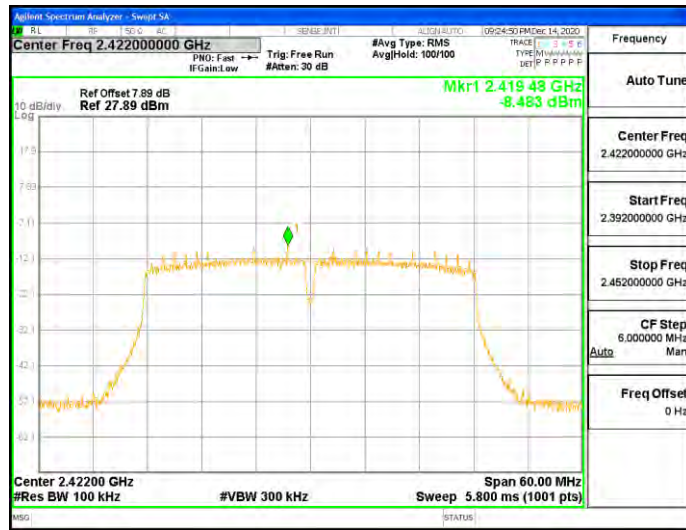
11N20SISO_Ant2_2462_30~1000



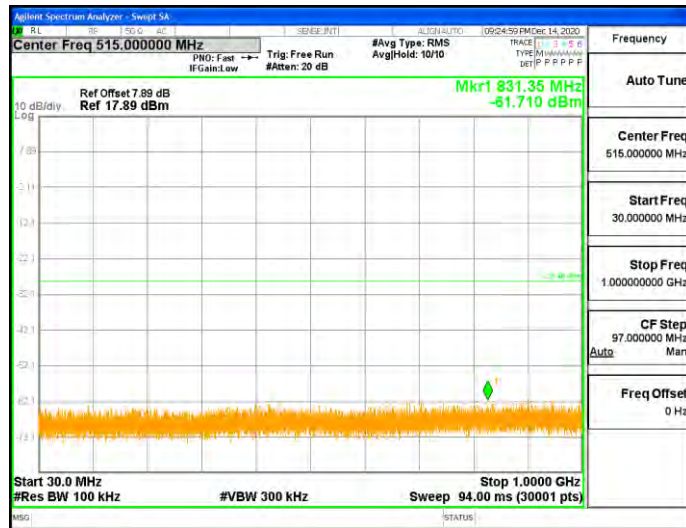
11N20SISO_Ant2_2462_1000~26500



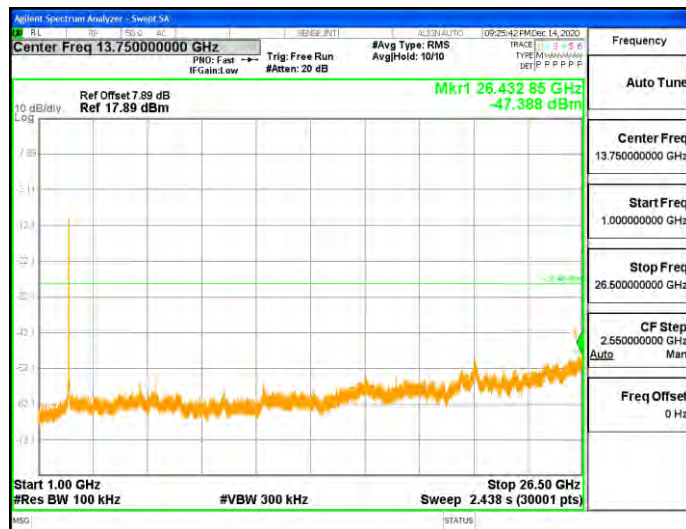
11N40SISO_Ant2_2422_0~Reference



11N40SISO_Ant2_2422_30~1000



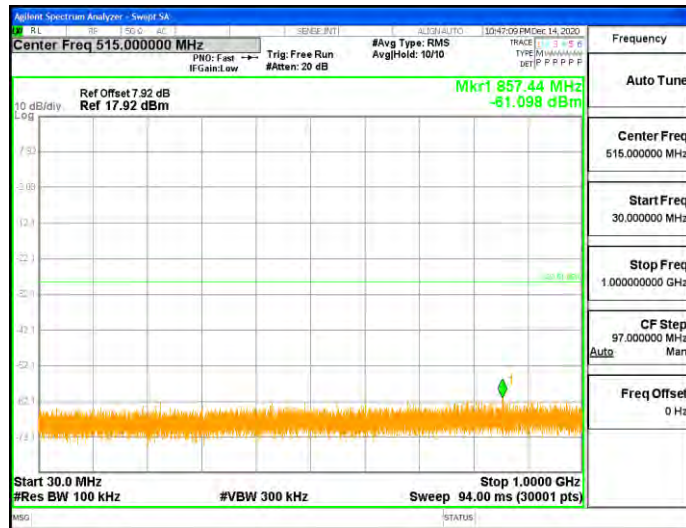
11N40SISO_Ant2_2422_1000~26500



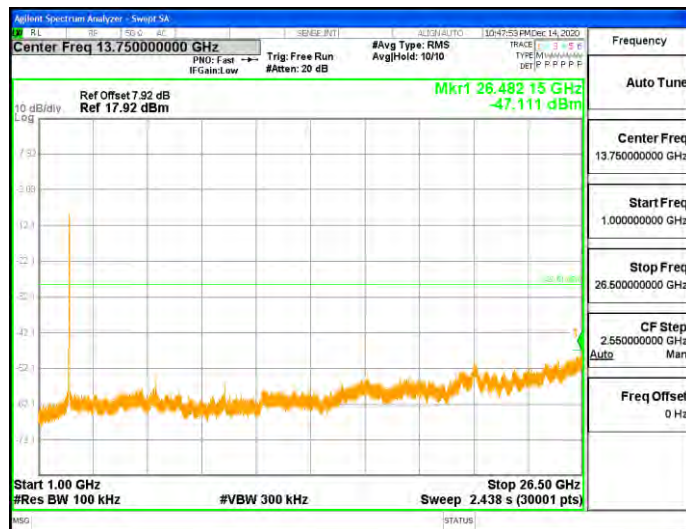
11N40SISO_Ant2_2437_0~Reference



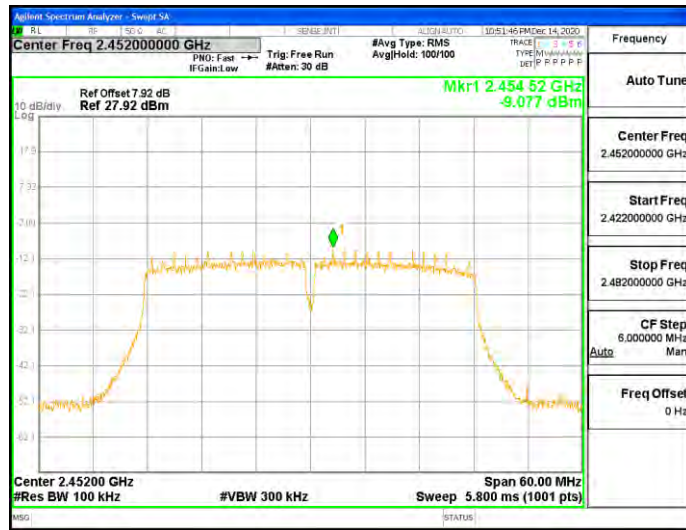
11N40SISO_Ant2_2437_30~1000



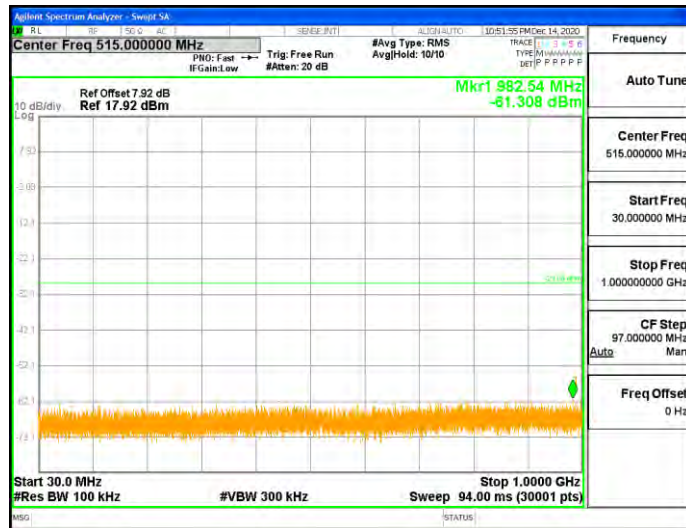
11N40SISO_Ant2_2437_1000~26500



11N40SISO_Ant2_2452_0~Reference



11N40SISO_Ant2_2452_30~1000



11N40SISO_Ant2_2452_1000~26500

