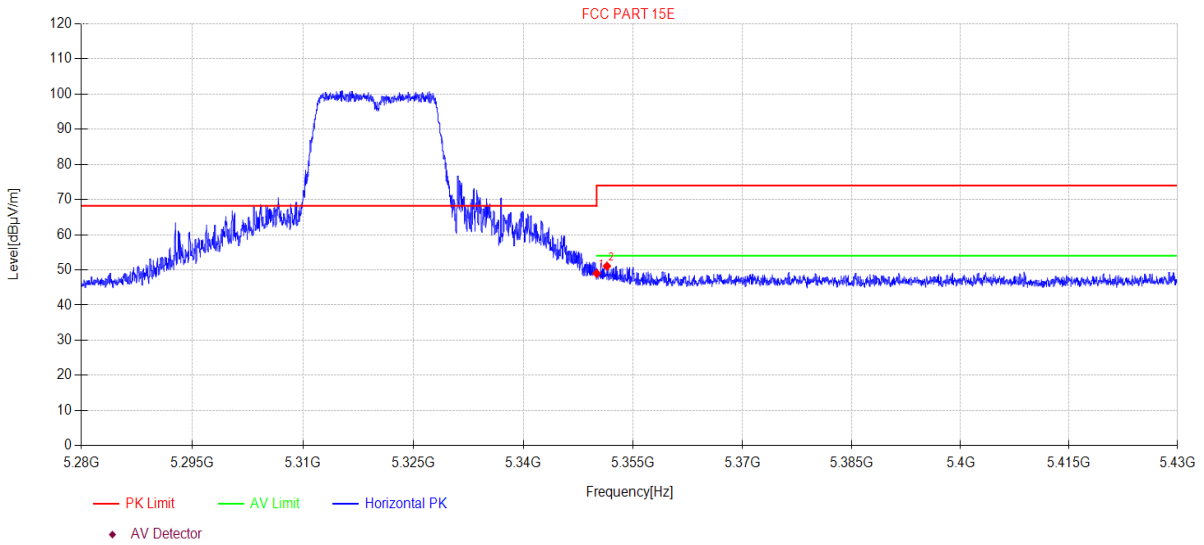


TR-4-E-009 Radiated Emission Test Result

Test Date: 2024-01-16 **Tested By:** Bairong
EUT: Dynalink 4K Streaming Box **Model Number:** DL-GT36
Test Mode: 11A ANT1 TX 5320MHz **Power Supply:** AC 120V/60Hz
Condition: Temp:23.4°C;Humi:64.2% **Test Site:** DDT 3# Chamber
File Path: d:\ts\2024 report data\Q23041927-2E DL-GT36\FCC ABOVE 1G 5GWIFI\45
Memo: Sample Number:S23041927-06 Power Setting:80

Test Graph



Data List										
N O.	Freq. [MHz]	Reading [dBµV/m]	Antenna Factor [dB]	Cable loss [dB]	AMP [dB]	Level [dBµV/m]	Limit [dBµV/m]	Margin [dB]	Detector	Polarity
1	5350.00	10.21	33.10	5.69	0.00	49.00	74.00	25.00	PK	Horizontal
2	5351.42	12.28	33.10	5.69	0.00	51.07	74.00	22.93	PK	Horizontal

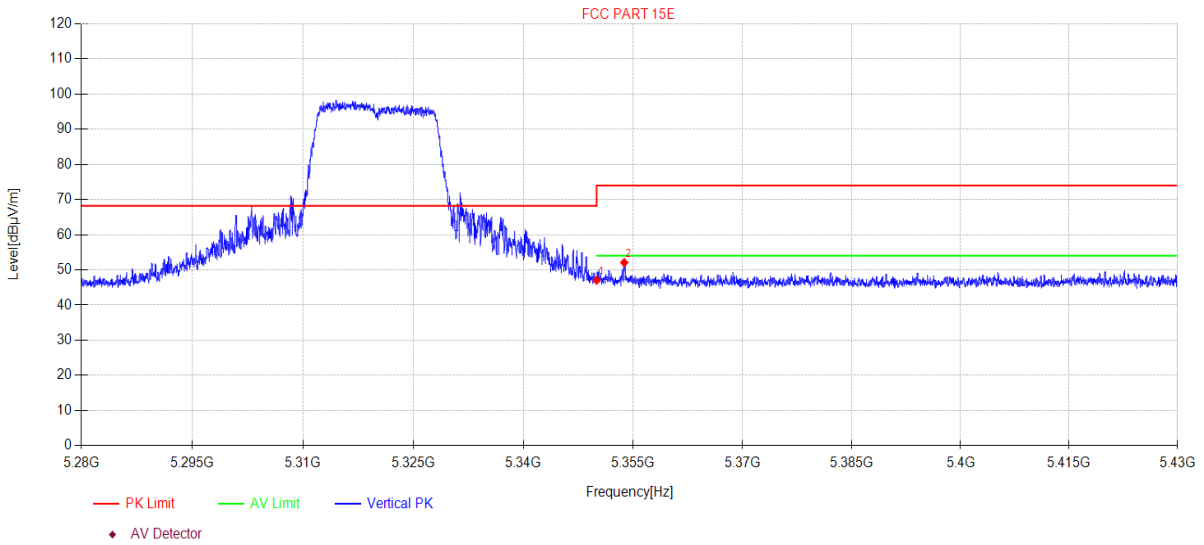
Note:

1. Level = Reading + Cable loss + Antenna Factor + AMP
2. If Peak Result complies with AV limit, AV Result is deemed to comply with AV limit.
3. Test setup: RBW: 1 MHz, VBW: 3 MHz, Sweep time: auto.

TR-4-E-009 Radiated Emission Test Result

Test Date: 2024-01-16 **Tested By:** Bairong
EUT: Dynalink 4K Streaming Box **Model Number:** DL-GT36
Test Mode: 11A ANT1 TX 5320MHz **Power Supply:** AC 120V/60Hz
Condition: Temp:23.4°C;Humi:64.2% **Test Site:** DDT 3# Chamber
File Path: d:\ts\2024 report data\Q23041927-2E DL-GT36\FCC ABOVE 1G 5GWIFI\46
Memo: Sample Number:S23041927-06 Power Setting:80

Test Graph



Data List										
N O.	Freq. [MHz]	Reading [dBµV/m]	Antenna Factor [dB]	Cable loss [dB]	AMP [dB]	Level [dBµV/m]	Limit [dBµV/m]	Margin [dB]	Detector	Polarity
1	5350.00	8.25	33.10	5.69	0.00	47.04	74.00	26.96	PK	Vertical
2	5353.79	13.30	33.10	5.69	0.00	52.09	74.00	21.91	PK	Vertical

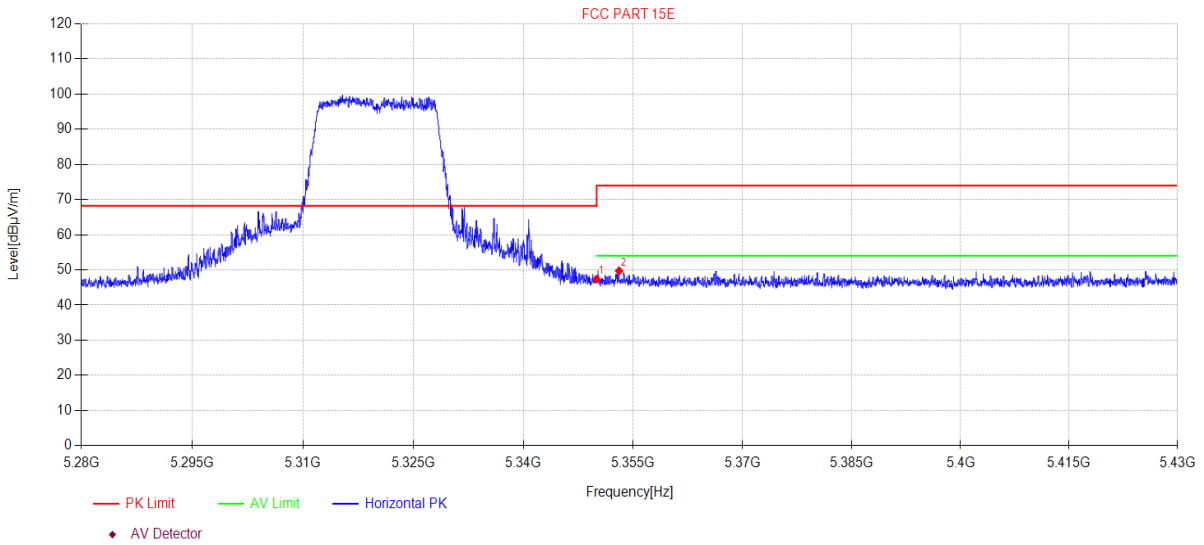
Note:

1. Level = Reading + Cable loss + Antenna Factor + AMP
2. If Peak Result complies with AV limit, AV Result is deemed to comply with AV limit.
3. Test setup: RBW: 1 MHz, VBW: 3 MHz, Sweep time: auto.

TR-4-E-009 Radiated Emission Test Result

Test Date: 2024-01-16 **Tested By:** Bairong
EUT: Dynalink 4K Streaming Box **Model Number:** DL-GT36
Test Mode: 11A ANT2 TX 5320MHz **Power Supply:** AC 120V/60Hz
Condition: Temp:23.4°C;Humi:64.2% **Test Site:** DDT 3# Chamber
File Path: d:\ts\2024 report data\Q23041927-2E DL-GT36\FCC ABOVE 1G 5GWIFI\47
Memo: Sample Number:S23041927-06 Power Setting:80

Test Graph



Data List										
N O.	Freq. [MHz]	Reading [dBµV/m]	Antenna Factor [dB]	Cable loss [dB]	AMP [dB]	Level [dBµV/m]	Limit [dBµV/m]	Margin [dB]	Detector	Polarity
1	5350.00	8.57	33.10	5.69	0.00	47.36	74.00	26.64	PK	Horizontal
2	5353.07	10.94	33.10	5.69	0.00	49.73	74.00	24.27	PK	Horizontal

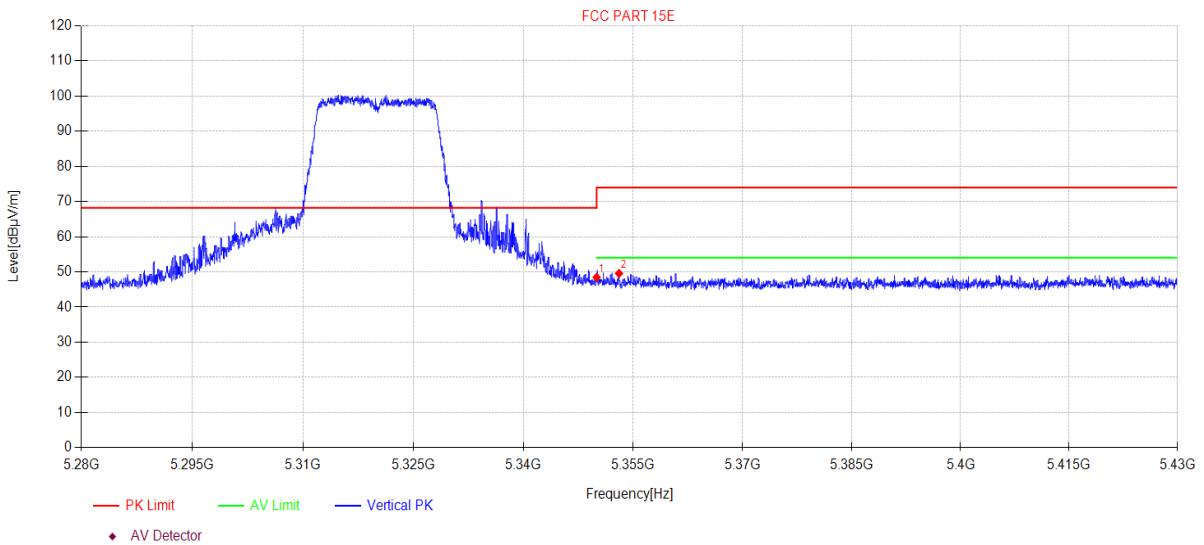
Note:

- Level = Reading + Cable loss + Antenna Factor + AMP
- If Peak Result complies with AV limit, AV Result is deemed to comply with AV limit.
- Test setup: RBW: 1 MHz, VBW: 3 MHz, Sweep time: auto.

TR-4-E-009 Radiated Emission Test Result

Test Date: 2024-01-16 **Tested By:** Bairong
EUT: Dynalink 4K Streaming Box **Model Number:** DL-GT36
Test Mode: 11A ANT2 TX 5320MHz **Power Supply:** AC 120V/60Hz
Condition: Temp:23.4°C;Humi:64.2% **Test Site:** DDT 3# Chamber
File Path: d:\ts\2024 report data\Q23041927-2E DL-GT36\FCC ABOVE 1G 5GWIFI\48
Memo: Sample Number:S23041927-06 Power Setting:80

Test Graph



Data List										
N O.	Freq. [MHz]	Reading [dBµV/m]	Antenna Factor [dB]	Cable loss [dB]	AMP [dB]	Level [dBµV/m]	Limit [dBµV/m]	Margin [dB]	Detector	Polarity
1	5350.00	9.68	33.10	5.69	0.00	48.47	74.00	25.53	PK	Vertical
2	5353.07	10.77	33.10	5.69	0.00	49.56	74.00	24.44	PK	Vertical

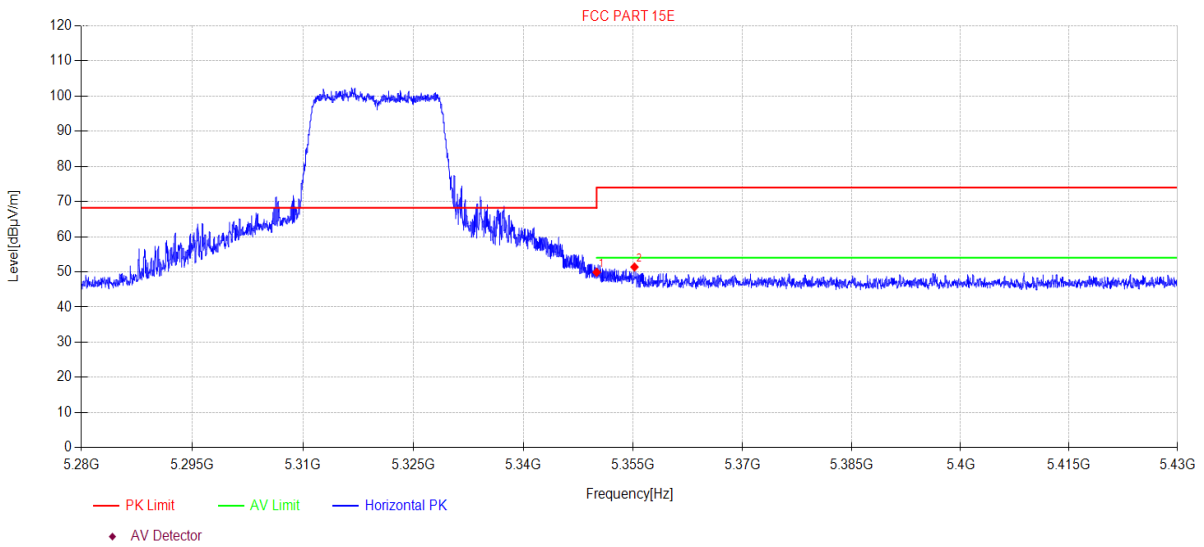
Note:

1. Level = Reading + Cable loss + Antenna Factor + AMP
2. If Peak Result complies with AV limit, AV Result is deemed to comply with AV limit.
3. Test setup: RBW: 1 MHz, VBW: 3 MHz, Sweep time: auto.

TR-4-E-009 Radiated Emission Test Result

Test Date: 2024-01-16 **Tested By:** Bairong
EUT: Dynalink 4K Streaming Box **Model Number:** DL-GT36
Test Mode: 11N20MIMO TX 5320MHz **Power Supply:** AC 120V/60Hz
Condition: Temp:23.4°C;Humi:64.2% **Test Site:** DDT 3# Chamber
File Path: d:\ts\2024 report data\Q23041927-2E DL-GT36\FCC ABOVE 1G 5GWIFI\49
Memo: Sample Number:S23041927-06 Power Setting:80

Test Graph



Data List										
N O.	Freq. [MHz]	Reading [dBµV/m]	Antenna Factor [dB]	Cable loss [dB]	AMP [dB]	Level [dBµV/m]	Limit [dBµV/m]	Margin [dB]	Detector	Polarity
1	5350.00	11.11	33.10	5.69	0.00	49.90	74.00	24.10	PK	Horizontal
2	5355.18	12.60	33.10	5.69	0.00	51.39	74.00	22.61	PK	Horizontal

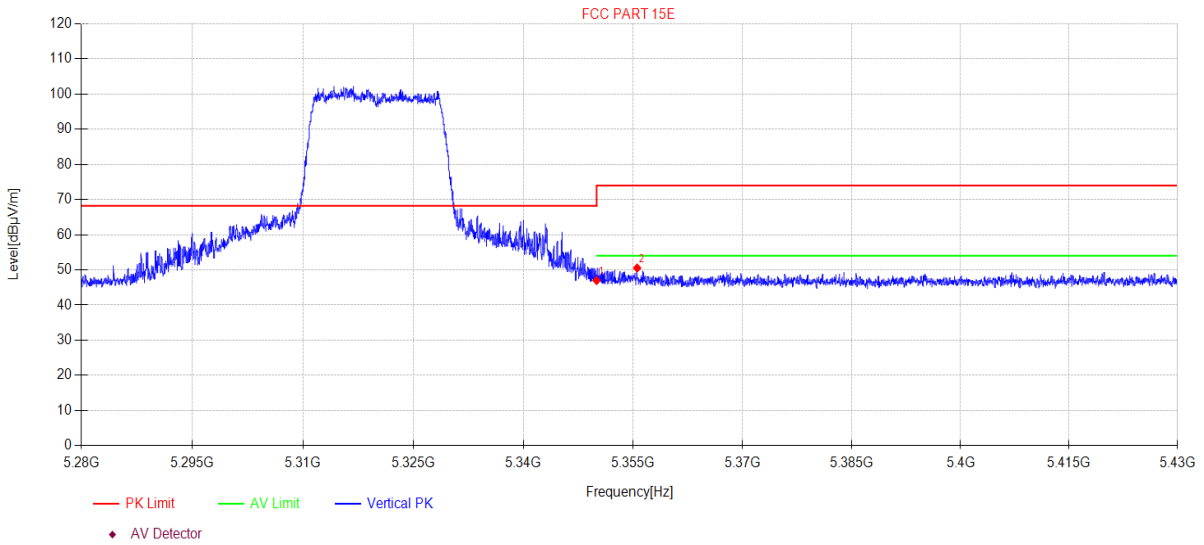
Note:

1. Level = Reading + Cable loss + Antenna Factor + AMP
2. If Peak Result complies with AV limit, AV Result is deemed to comply with AV limit.
3. Test setup: RBW: 1 MHz, VBW: 3 MHz, Sweep time: auto.

TR-4-E-009 Radiated Emission Test Result

Test Date: 2024-01-16 **Tested By:** Bairong
EUT: Dynalink 4K Streaming Box **Model Number:** DL-GT36
Test Mode: 11N20MIMO TX 5320MHz **Power Supply:** AC 120V/60Hz
Condition: Temp:23.4°C;Humi:64.2% **Test Site:** DDT 3# Chamber
File Path: d:\ts\2024 report data\Q23041927-2E DL-GT36\FCC ABOVE 1G 5GWIFI\50
Memo: Sample Number:S23041927-06 Power Setting:80

Test Graph



Data List										
N O.	Freq. [MHz]	Reading [dBµV/m]	Antenna Factor [dB]	Cable loss [dB]	AMP [dB]	Level [dBµV/m]	Limit [dBµV/m]	Margin [dB]	Detector	Polarity
1	5350.00	8.20	33.10	5.69	0.00	46.99	74.00	27.01	PK	Vertical
2	5355.54	11.75	33.10	5.69	0.00	50.54	74.00	23.46	PK	Vertical

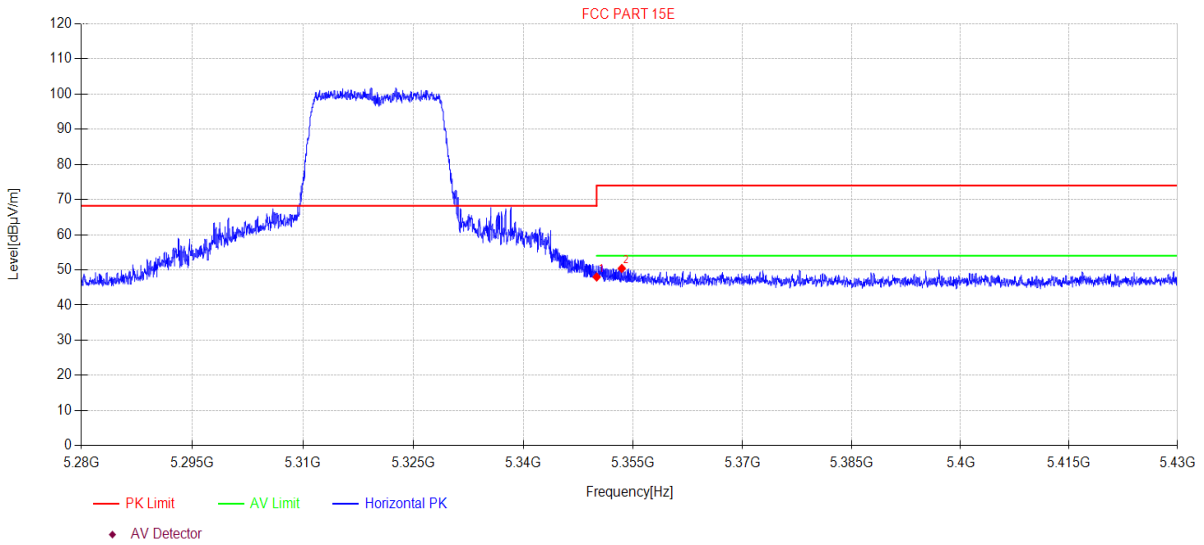
Note:

1. Level = Reading + Cable loss + Antenna Factor + AMP
2. If Peak Result complies with AV limit, AV Result is deemed to comply with AV limit.
3. Test setup: RBW: 1 MHz, VBW: 3 MHz, Sweep time: auto.

TR-4-E-009 Radiated Emission Test Result

Test Date: 2024-01-16 **Tested By:** Bairong
EUT: Dynalink 4K Streaming Box **Model Number:** DL-GT36
Test Mode: 11AC20MIMO TX 5320MHz **Power Supply:** AC 120V/60Hz
Condition: Temp:23.4°C;Humi:64.2% **Test Site:** DDT 3# Chamber
File Path: d:\ts\2024 report data\Q23041927-2E DL-GT36\FCC ABOVE 1G 5GWIFI\51
Memo: Sample Number:S23041927-06 Power Setting:80

Test Graph



Data List										
N O.	Freq. [MHz]	Reading [dBµV/m]	Antenna Factor [dB]	Cable loss [dB]	AMP [dB]	Level [dBµV/m]	Limit [dBµV/m]	Margin [dB]	Detector	Polarity
1	5350.00	9.19	33.10	5.69	0.00	47.98	74.00	26.02	PK	Horizontal
2	5353.44	11.63	33.10	5.69	0.00	50.42	74.00	23.58	PK	Horizontal

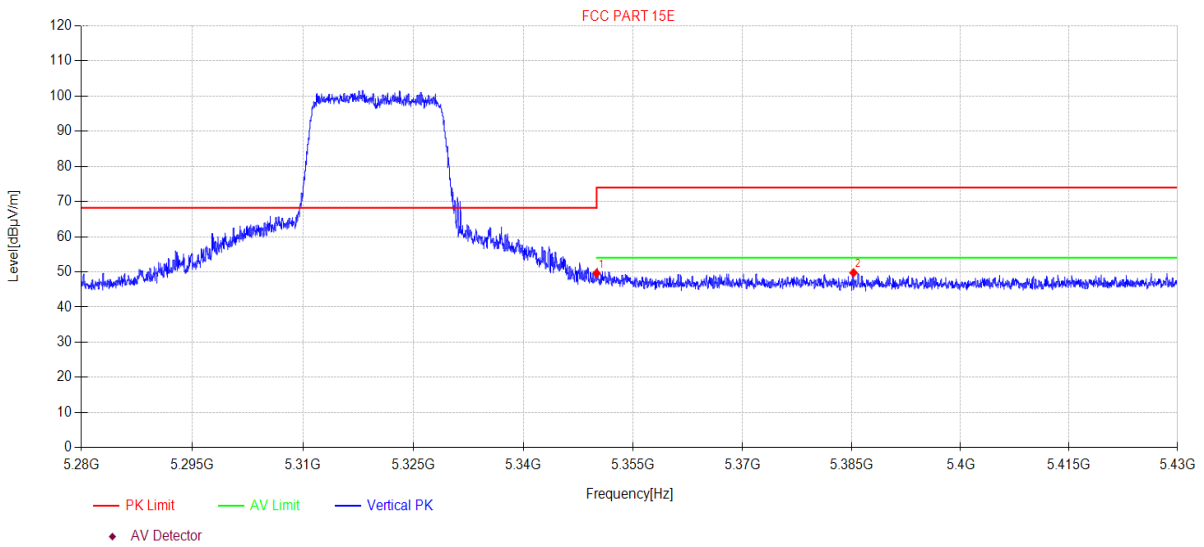
Note:

1. Level = Reading + Cable loss + Antenna Factor + AMP
2. If Peak Result complies with AV limit, AV Result is deemed to comply with AV limit.
3. Test setup: RBW: 1 MHz, VBW: 3 MHz, Sweep time: auto.

TR-4-E-009 Radiated Emission Test Result

Test Date: 2024-01-16 **Tested By:** Bairong
EUT: Dynalink 4K Streaming Box **Model Number:** DL-GT36
Test Mode: 11AC20MIMO TX 5320MHz **Power Supply:** AC 120V/60Hz
Condition: Temp:23.4°C;Humi:64.2% **Test Site:** DDT 3# Chamber
File Path: d:\ts\2024 report data\Q23041927-2E DL-GT36\FCC ABOVE 1G 5GWIFI\52
Memo: Sample Number:S23041927-06 Power Setting:80

Test Graph



Data List										
N O.	Freq. [MHz]	Reading [dBµV/m]	Antenna Factor [dB]	Cable loss [dB]	AMP [dB]	Level [dBµV/m]	Limit [dBµV/m]	Margin [dB]	Detector	Polarity
1	5350.00	10.83	33.10	5.69	0.00	49.62	74.00	24.38	PK	Vertical
2	5385.24	10.97	33.10	5.70	0.00	49.77	74.00	24.23	PK	Vertical

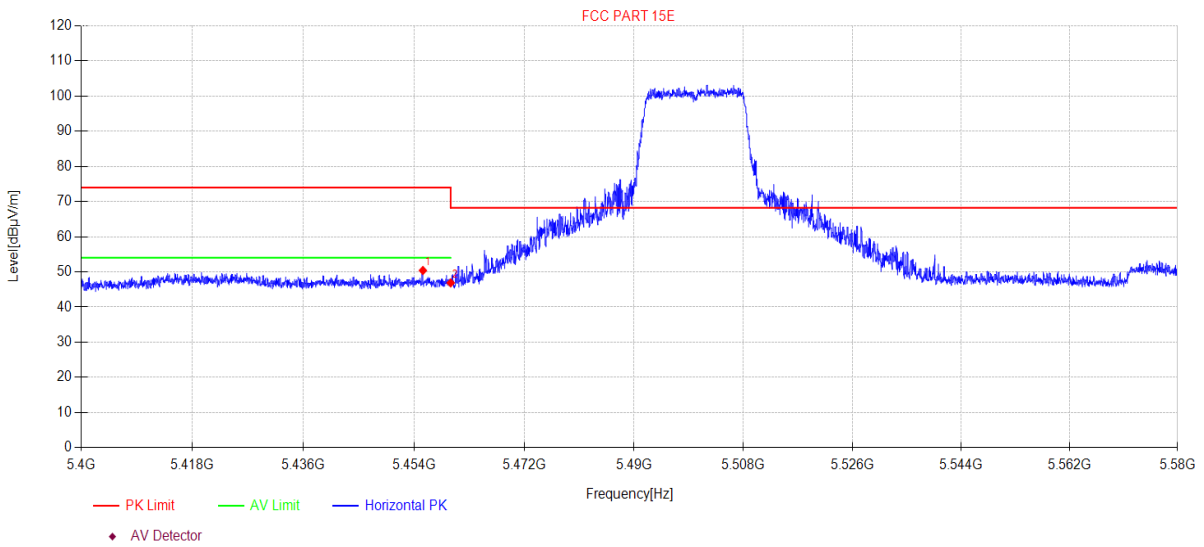
Note:

1. Level = Reading + Cable loss + Antenna Factor + AMP
2. If Peak Result complies with AV limit, AV Result is deemed to comply with AV limit.
3. Test setup: RBW: 1 MHz, VBW: 3 MHz, Sweep time: auto.

TR-4-E-009 Radiated Emission Test Result

Test Date: 2024-01-16 **Tested By:** Bairong
EUT: Dynalink 4K Streaming Box **Model Number:** DL-GT36
Test Mode: 11A ANT1 TX 5500MHz **Power Supply:** AC 120V/60Hz
Condition: Temp:23.4°C;Humi:64.2% **Test Site:** DDT 3# Chamber
File Path: d:\ts\2024 report data\Q23041927-2E DL-GT36\FCC ABOVE 1G 5GWIFI\53
Memo: Sample Number:S23041927-06 Power Setting:80

Test Graph



Data List										
N O.	Freq. [MHz]	Reading [dBµV/m]	Antenna Factor [dB]	Cable loss [dB]	AMP [dB]	Level [dBµV/m]	Limit [dBµV/m]	Margin [dB]	Detector	Polarity
1	5455.46	11.67	33.00	5.74	0.00	50.41	74.00	23.59	PK	Horizontal
2	5460.00	8.13	33.00	5.74	0.00	46.87	68.20	21.33	PK	Horizontal

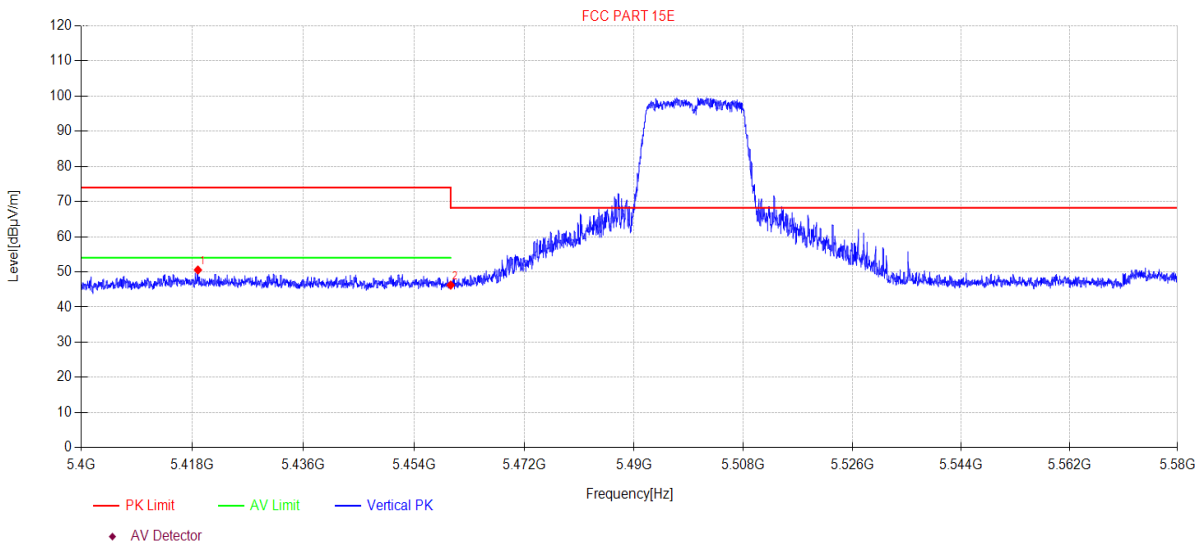
Note:

1. Level = Reading + Cable loss + Antenna Factor + AMP
2. If Peak Result complies with AV limit, AV Result is deemed to comply with AV limit.
3. Test setup: RBW: 1 MHz, VBW: 3 MHz, Sweep time: auto.

TR-4-E-009 Radiated Emission Test Result

Test Date: 2024-01-16 **Tested By:** Bairong
EUT: Dynalink 4K Streaming Box **Model Number:** DL-GT36
Test Mode: 11A ANT1 TX 5500MHz **Power Supply:** AC 120V/60Hz
Condition: Temp:23.4°C;Humi:64.2% **Test Site:** DDT 3# Chamber
File Path: d:\ts\2024 report data\Q23041927-2E DL-GT36\FCC ABOVE 1G 5GWIFI\54
Memo: Sample Number:S23041927-06 Power Setting:80

Test Graph



Data List										
N O.	Freq. [MHz]	Reading [dBµV/m]	Antenna Factor [dB]	Cable loss [dB]	AMP [dB]	Level [dBµV/m]	Limit [dBµV/m]	Margin [dB]	Detector	Polarity
1	5418.86	11.76	33.06	5.72	0.00	50.54	74.00	23.46	PK	Vertical
2	5460.00	7.51	33.00	5.74	0.00	46.25	68.20	21.95	PK	Vertical

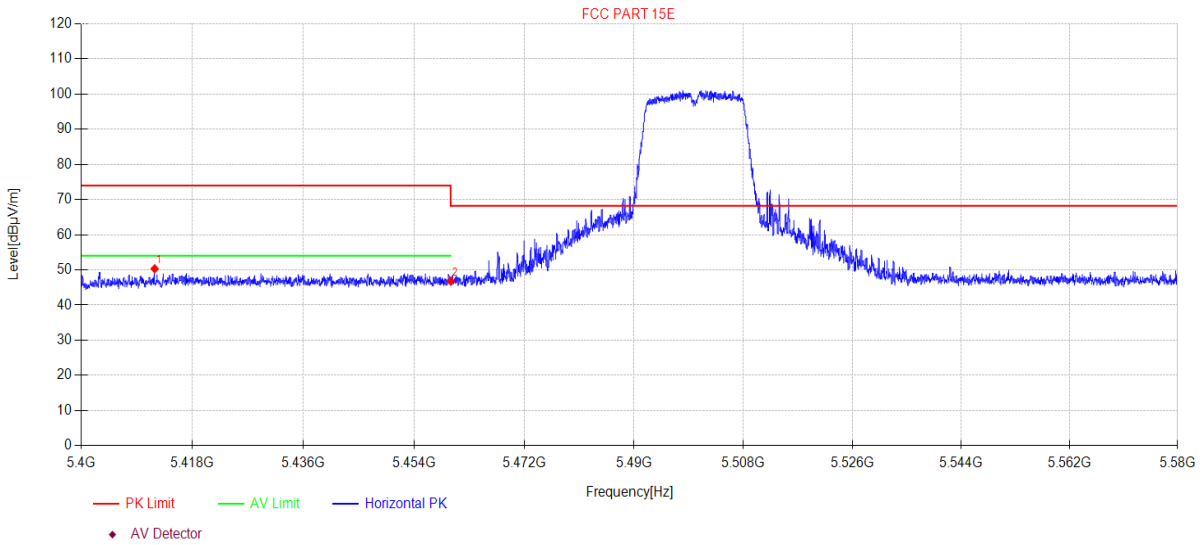
Note:

1. Level = Reading + Cable loss + Antenna Factor + AMP
2. If Peak Result complies with AV limit, AV Result is deemed to comply with AV limit.
3. Test setup: RBW: 1 MHz, VBW: 3 MHz, Sweep time: auto.

TR-4-E-009 Radiated Emission Test Result

Test Date: 2024-01-16 **Tested By:** Bairong
EUT: Dynalink 4K Streaming Box **Model Number:** DL-GT36
Test Mode: 11A ANT2 TX 5500MHz **Power Supply:** AC 120V/60Hz
Condition: Temp:23.4°C;Humi:64.2% **Test Site:** DDT 3# Chamber
File Path: d:\ts\2024 report data\Q23041927-2E DL-GT36\FCC ABOVE 1G 5GWIFI\55
Memo: Sample Number:S23041927-06 Power Setting:80

Test Graph



Data List										
N O.	Freq. [MHz]	Reading [dBµV/m]	Antenna Factor [dB]	Cable loss [dB]	AMP [dB]	Level [dBµV/m]	Limit [dBµV/m]	Margin [dB]	Detector	Polarity
1	5411.86	11.53	33.08	5.72	0.00	50.33	74.00	23.67	PK	Horizontal
2	5460.00	8.07	33.00	5.74	0.00	46.81	68.20	21.39	PK	Horizontal

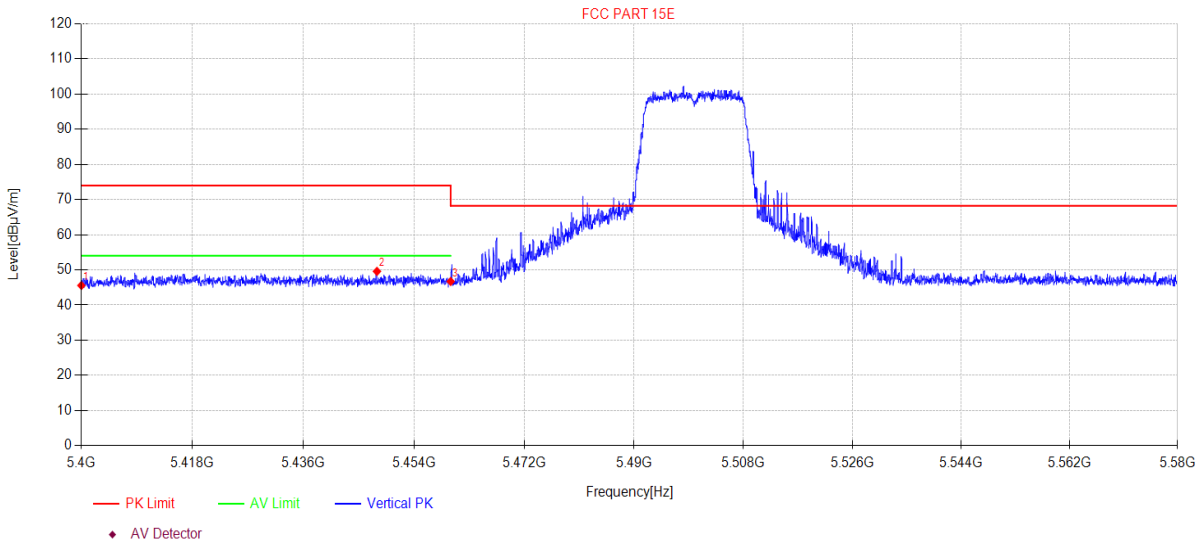
Note:

- Level = Reading + Cable loss + Antenna Factor + AMP
- If Peak Result complies with AV limit, AV Result is deemed to comply with AV limit.
- Test setup: RBW: 1 MHz, VBW: 3 MHz, Sweep time: auto.

TR-4-E-009 Radiated Emission Test Result

Test Date: 2024-01-16 **Tested By:** Bairong
EUT: Dynalink 4K Streaming Box **Model Number:** DL-GT36
Test Mode: 11A ANT2 TX 5500MHz **Power Supply:** AC 120V/60Hz
Condition: Temp:23.4°C;Humi:64.2% **Test Site:** DDT 3# Chamber
File Path: d:\ts\2024 report data\Q23041927-2E DL-GT36\FCC ABOVE 1G 5GWIFI\56
Memo: Sample Number:S23041927-06 Power Setting:80

Test Graph



Data List										
N O.	Freq. [MHz]	Reading [dBµV/m]	Antenna Factor [dB]	Cable loss [dB]	AMP [dB]	Level [dBµV/m]	Limit [dBµV/m]	Margin [dB]	Detector	Polarity
1	5400.00	6.76	33.10	5.71	0.00	45.57	74.00	28.43	PK	Vertical
2	5447.97	10.86	33.00	5.73	0.00	49.59	74.00	24.41	PK	Vertical
3	5460.00	7.97	33.00	5.74	0.00	46.71	68.20	21.49	PK	Vertical

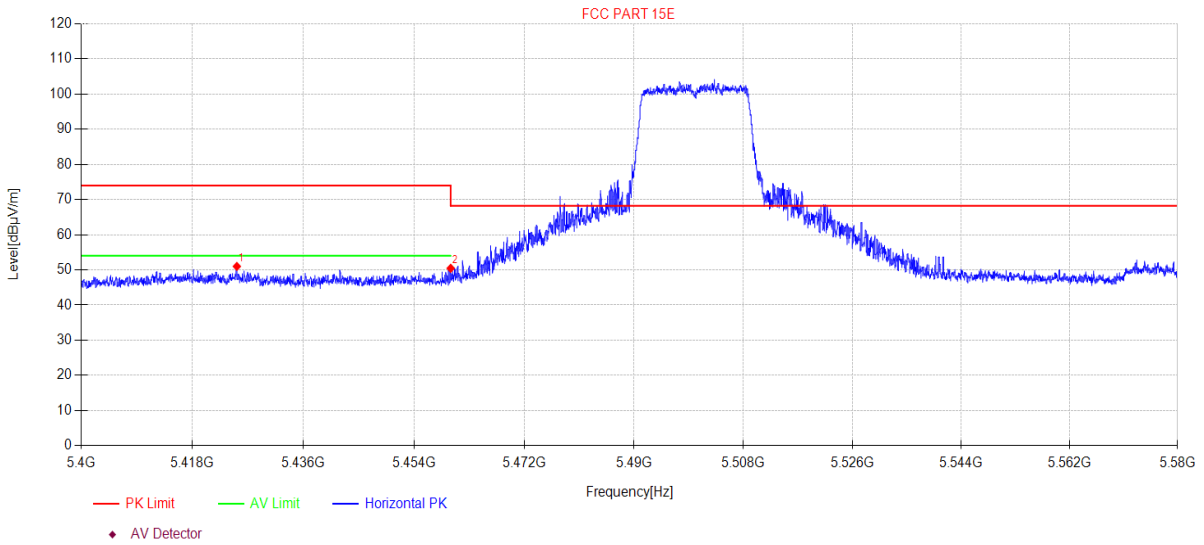
Note:

- Level = Reading + Cable loss + Antenna Factor + AMP
- If Peak Result complies with AV limit, AV Result is deemed to comply with AV limit.
- Test setup: RBW: 1 MHz, VBW: 3 MHz, Sweep time: auto.

TR-4-E-009 Radiated Emission Test Result

Test Date: 2024-01-16 **Tested By:** Bairong
EUT: Dynalink 4K Streaming Box **Model Number:** DL-GT36
Test Mode: 11N20MIMO TX 5500MHz **Power Supply:** AC 120V/60Hz
Condition: Temp:23.4°C;Humi:64.2% **Test Site:** DDT 3# Chamber
File Path: d:\ts\2024 report data\Q23041927-2E DL-GT36\FCC ABOVE 1G 5GWIFI\57
Memo: Sample Number:S23041927-06 Power Setting:80

Test Graph



Data List										
N O.	Freq. [MHz]	Reading [dBµV/m]	Antenna Factor [dB]	Cable loss [dB]	AMP [dB]	Level [dBµV/m]	Limit [dBµV/m]	Margin [dB]	Detector	Polarity
1	5425.18	12.23	33.05	5.72	0.00	51.00	74.00	23.00	PK	Horizontal
2	5460.00	11.72	33.00	5.74	0.00	50.46	68.20	17.74	PK	Horizontal

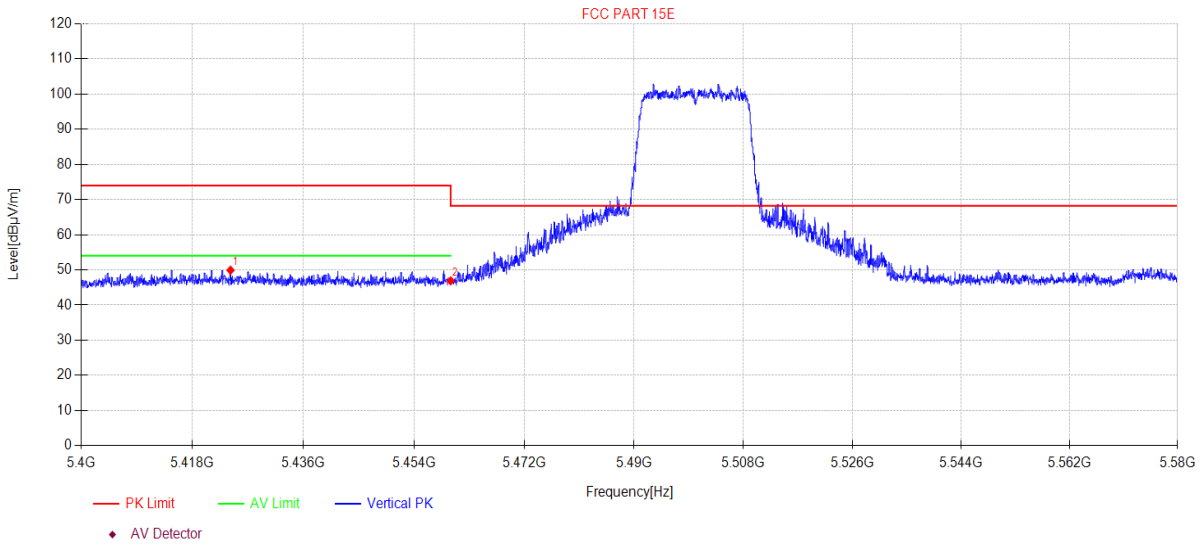
Note:

1. Level = Reading + Cable loss + Antenna Factor + AMP
2. If Peak Result complies with AV limit, AV Result is deemed to comply with AV limit.
3. Test setup: RBW: 1 MHz, VBW: 3 MHz, Sweep time: auto.

TR-4-E-009 Radiated Emission Test Result

Test Date: 2024-01-16 **Tested By:** Bairong
EUT: Dynalink 4K Streaming Box **Model Number:** DL-GT36
Test Mode: 11N20MIMO TX 5500MHz **Power Supply:** AC 120V/60Hz
Condition: Temp:23.4°C;Humi:64.2% **Test Site:** DDT 3# Chamber
File Path: d:\ts\2024 report data\Q23041927-2E DL-GT36\FCC ABOVE 1G 5GWIFI\58
Memo: Sample Number:S23041927-06 Power Setting:80

Test Graph



Data List										
N O.	Freq. [MHz]	Reading [dBµV/m]	Antenna Factor [dB]	Cable loss [dB]	AMP [dB]	Level [dBµV/m]	Limit [dBµV/m]	Margin [dB]	Detector	Polarity
1	5424.16	11.15	33.05	5.72	0.00	49.92	74.00	24.08	PK	Vertical
2	5460.00	8.15	33.00	5.74	0.00	46.89	68.20	21.31	PK	Vertical

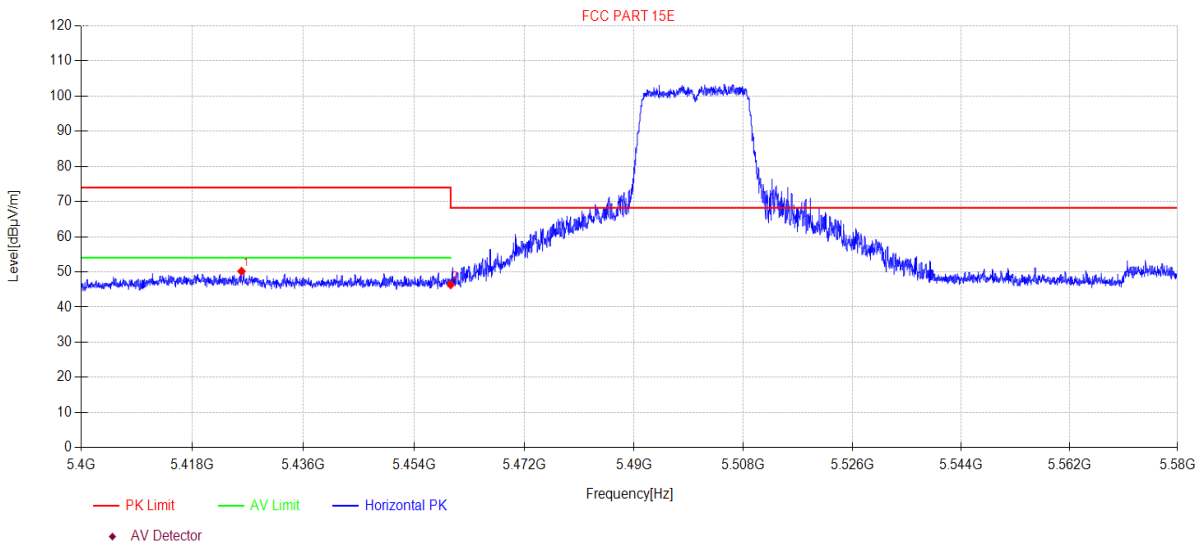
Note:

1. Level = Reading + Cable loss + Antenna Factor + AMP
2. If Peak Result complies with AV limit, AV Result is deemed to comply with AV limit.
3. Test setup: RBW: 1 MHz, VBW: 3 MHz, Sweep time: auto.

TR-4-E-009 Radiated Emission Test Result

Test Date: 2024-01-16 **Tested By:** Bairong
EUT: Dynalink 4K Streaming Box **Model Number:** DL-GT36
Test Mode: 11AC20MIMO TX 5500MHz **Power Supply:** AC 120V/60Hz
Condition: Temp:23.4°C;Humi:64.2% **Test Site:** DDT 3# Chamber
File Path: d:\ts\2024 report data\Q23041927-2E DL-GT36\FCC ABOVE 1G 5GWIFI\59
Memo: Sample Number:S23041927-06 Power Setting:80

Test Graph



Data List										
N O.	Freq. [MHz]	Reading [dBµV/m]	Antenna Factor [dB]	Cable loss [dB]	AMP [dB]	Level [dBµV/m]	Limit [dBµV/m]	Margin [dB]	Detector	Polarity
1	5425.94	11.41	33.05	5.72	0.00	50.18	74.00	23.82	PK	Horizontal
2	5460.00	7.62	33.00	5.74	0.00	46.36	68.20	21.84	PK	Horizontal

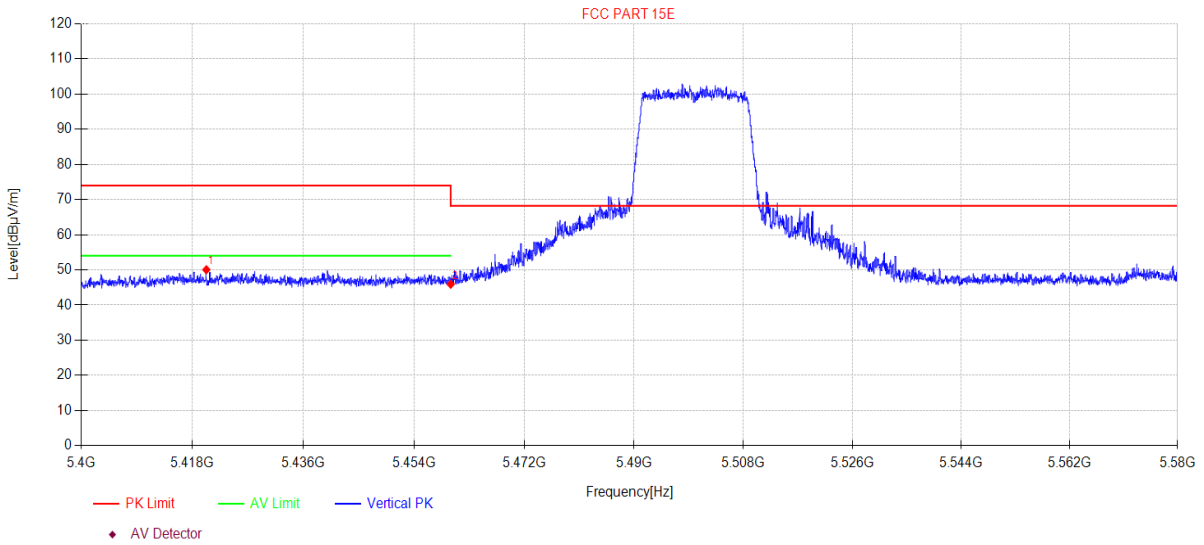
Note:

1. Level = Reading + Cable loss + Antenna Factor + AMP
2. If Peak Result complies with AV limit, AV Result is deemed to comply with AV limit.
3. Test setup: RBW: 1 MHz, VBW: 3 MHz, Sweep time: auto.

TR-4-E-009 Radiated Emission Test Result

Test Date: 2024-01-16 **Tested By:** Bairong
EUT: Dynalink 4K Streaming Box **Model Number:** DL-GT36
Test Mode: 11AC20MIMO TX 5500MHz **Power Supply:** AC 120V/60Hz
Condition: Temp:23.4°C;Humi:64.2% **Test Site:** DDT 3# Chamber
File Path: d:\ts\2024 report data\Q23041927-2E DL-GT36\FCC ABOVE 1G 5GWIFI\60
Memo: Sample Number:S23041927-06 Power Setting:80

Test Graph



Data List										
N O.	Freq. [MHz]	Reading [dBµV/m]	Antenna Factor [dB]	Cable loss [dB]	AMP [dB]	Level [dBµV/m]	Limit [dBµV/m]	Margin [dB]	Detector	Polarity
1	5420.23	11.27	33.06	5.72	0.00	50.05	74.00	23.95	PK	Vertical
2	5460.00	7.19	33.00	5.74	0.00	45.93	68.20	22.27	PK	Vertical

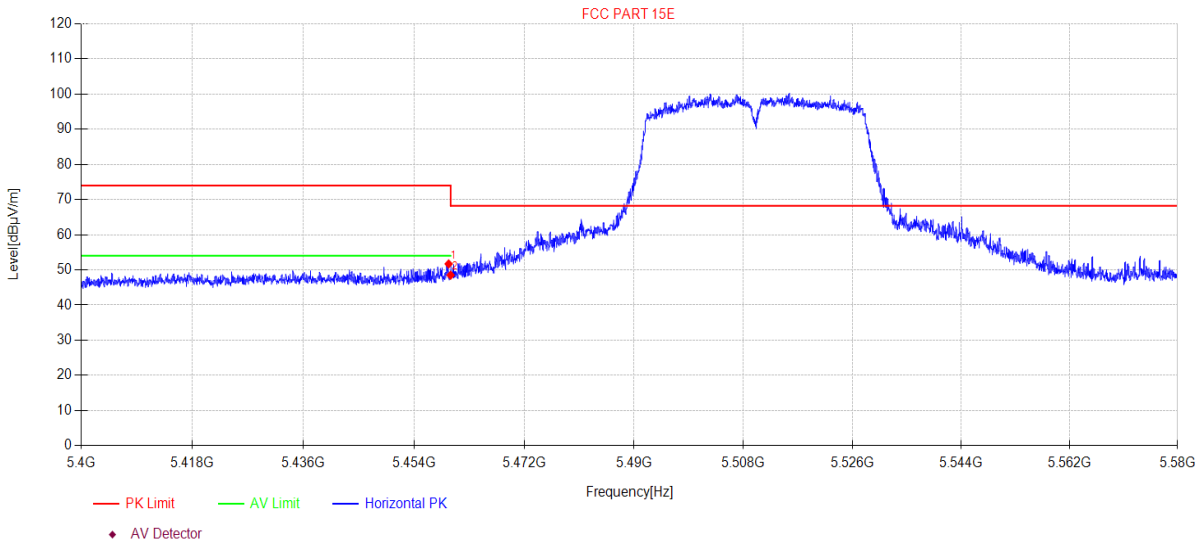
Note:

1. Level = Reading + Cable loss + Antenna Factor + AMP
2. If Peak Result complies with AV limit, AV Result is deemed to comply with AV limit.
3. Test setup: RBW: 1 MHz, VBW: 3 MHz, Sweep time: auto.

TR-4-E-009 Radiated Emission Test Result

Test Date: 2024-01-16 **Tested By:** Bairong
EUT: Dynalink 4K Streaming Box **Model Number:** DL-GT36
Test Mode: 11N40MIMO TX 5510MHz **Power Supply:** AC 120V/60Hz
Condition: Temp:23.4°C;Humi:64.2% **Test Site:** DDT 3# Chamber
File Path: d:\ts\2024 report data\Q23041927-2E DL-GT36\FCC ABOVE 1G 5GWIFI\61
Memo: Sample Number:S23041927-06 Power Setting:80

Test Graph



Data List										
N O.	Freq. [MHz]	Reading [dBµV/m]	Antenna Factor [dB]	Cable loss [dB]	AMP [dB]	Level [dBµV/m]	Limit [dBµV/m]	Margin [dB]	Detector	Polarity
1	5459.67	12.96	33.00	5.74	0.00	51.70	74.00	22.30	PK	Horizontal
2	5460.00	9.77	33.00	5.74	0.00	48.51	68.20	19.69	PK	Horizontal

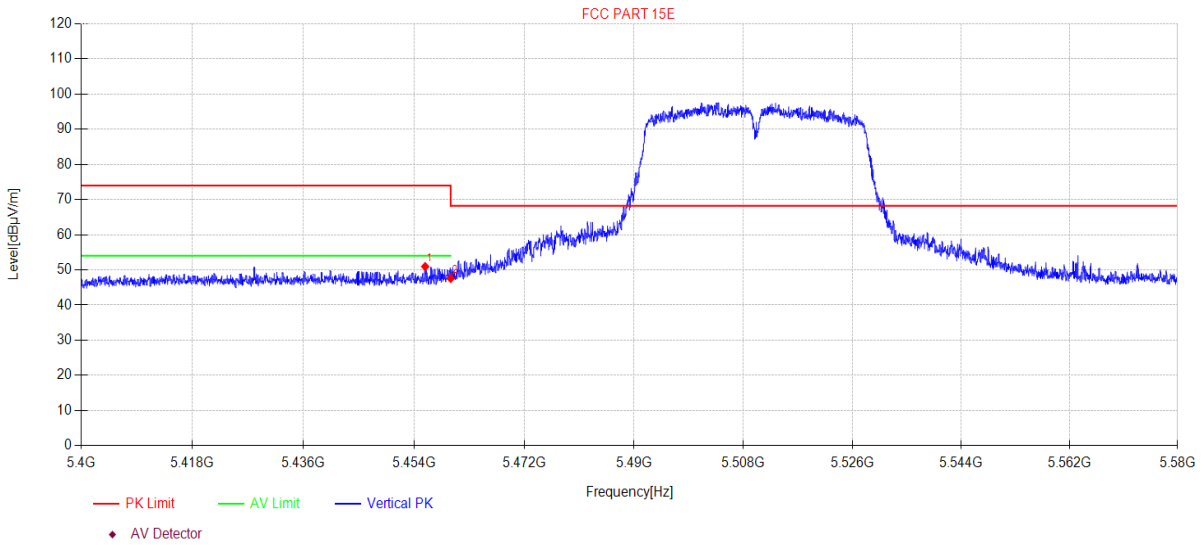
Note:

1. Level = Reading + Cable loss + Antenna Factor + AMP
2. If Peak Result complies with AV limit, AV Result is deemed to comply with AV limit.
3. Test setup: RBW: 1 MHz, VBW: 3 MHz, Sweep time: auto.

TR-4-E-009 Radiated Emission Test Result

Test Date: 2024-01-16 **Tested By:** Bairong
EUT: Dynalink 4K Streaming Box **Model Number:** DL-GT36
Test Mode: 11N40MIMO TX 5510MHz **Power Supply:** AC 120V/60Hz
Condition: Temp:23.4°C;Humi:64.2% **Test Site:** DDT 3# Chamber
File Path: d:\ts\2024 report data\Q23041927-2E DL-GT36\FCC ABOVE 1G 5GWIFI\62
Memo: Sample Number:S23041927-06 Power Setting:70

Test Graph



Data List										
N O.	Freq. [MHz]	Reading [dBµV/m]	Antenna Factor [dB]	Cable loss [dB]	AMP [dB]	Level [dBµV/m]	Limit [dBµV/m]	Margin [dB]	Detector	Polarity
1	5455.84	12.21	33.00	5.74	0.00	50.95	74.00	23.05	PK	Vertical
2	5460.00	8.84	33.00	5.74	0.00	47.58	68.20	20.62	PK	Vertical

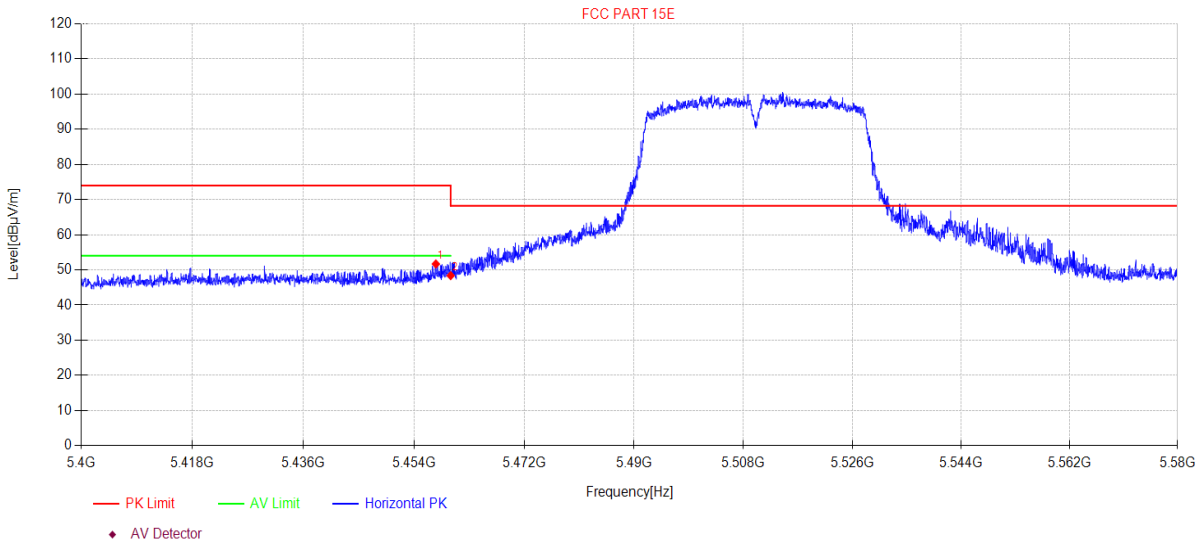
Note:

1. Level = Reading + Cable loss + Antenna Factor + AMP
2. If Peak Result complies with AV limit, AV Result is deemed to comply with AV limit.
3. Test setup: RBW: 1 MHz, VBW: 3 MHz, Sweep time: auto.

TR-4-E-009 Radiated Emission Test Result

Test Date: 2024-01-16 **Tested By:** Bairong
EUT: Dynalink 4K Streaming Box **Model Number:** DL-GT36
Test Mode: 11AC40MIMO TX 5510MHz **Power Supply:** AC 120V/60Hz
Condition: Temp:23.4°C;Humi:64.2% **Test Site:** DDT 3# Chamber
File Path: d:\ts\2024 report data\Q23041927-2E DL-GT36\FCC ABOVE 1G 5GWIFI\63
Memo: Sample Number:S23041927-06 Power Setting:70

Test Graph



Data List										
N O.	Freq. [MHz]	Reading [dBµV/m]	Antenna Factor [dB]	Cable loss [dB]	AMP [dB]	Level [dBµV/m]	Limit [dBµV/m]	Margin [dB]	Detector	Polarity
1	5457.58	12.94	33.00	5.74	0.00	51.68	74.00	22.32	PK	Horizontal
2	5460.00	9.64	33.00	5.74	0.00	48.38	68.20	19.82	PK	Horizontal

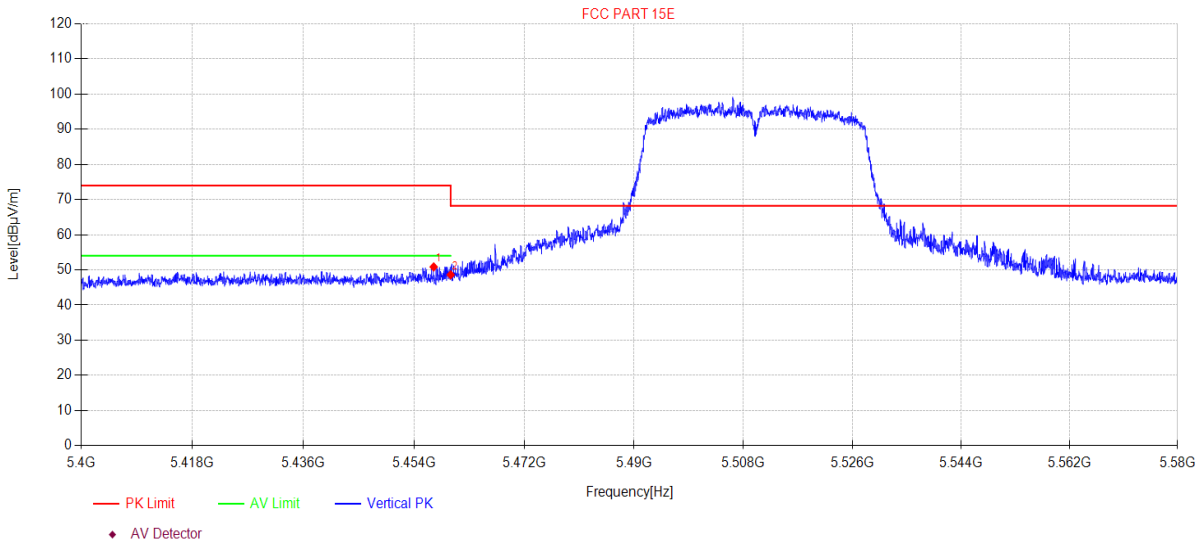
Note:

1. Level = Reading + Cable loss + Antenna Factor + AMP
2. If Peak Result complies with AV limit, AV Result is deemed to comply with AV limit.
3. Test setup: RBW: 1 MHz, VBW: 3 MHz, Sweep time: auto.

TR-4-E-009 Radiated Emission Test Result

Test Date: 2024-01-16 **Tested By:** Bairong
EUT: Dynalink 4K Streaming Box **Model Number:** DL-GT36
Test Mode: 11AC40MIMO TX 5510MHz **Power Supply:** AC 120V/60Hz
Condition: Temp:23.4°C;Humi:64.2% **Test Site:** DDT 3# Chamber
File Path: d:\ts\2024 report data\Q23041927-2E DL-GT36\FCC ABOVE 1G 5GWIFI\64
Memo: Sample Number:S23041927-06 Power Setting:70

Test Graph



Data List										
N O.	Freq. [MHz]	Reading [dBµV/m]	Antenna Factor [dB]	Cable loss [dB]	AMP [dB]	Level [dBµV/m]	Limit [dBµV/m]	Margin [dB]	Detector	Polarity
1	5457.22	12.11	33.00	5.74	0.00	50.85	74.00	23.15	PK	Vertical
2	5460.00	9.88	33.00	5.74	0.00	48.62	68.20	19.58	PK	Vertical

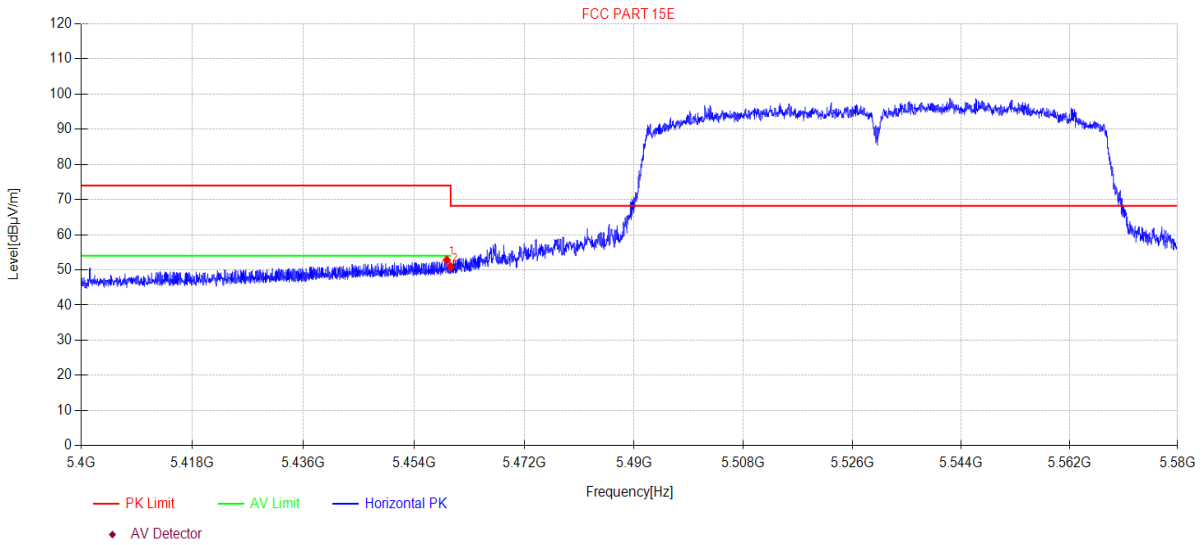
Note:

1. Level = Reading + Cable loss + Antenna Factor + AMP
2. If Peak Result complies with AV limit, AV Result is deemed to comply with AV limit.
3. Test setup: RBW: 1 MHz, VBW: 3 MHz, Sweep time: auto.

TR-4-E-009 Radiated Emission Test Result

Test Date: 2024-01-16 **Tested By:** Bairong
EUT: Dynalink 4K Streaming Box **Model Number:** DL-GT36
Test Mode: 11AC80MIMO TX 5530MHz **Power Supply:** AC 120V/60Hz
Condition: Temp:23.4°C;Humi:64.2% **Test Site:** DDT 3# Chamber
File Path: d:\ts\2024 report data\Q23041927-2E DL-GT36\FCC ABOVE 1G 5GWIFI\65
Memo: Sample Number:S23041927-06 Power Setting:70

Test Graph



Data List										
N O.	Freq. [MHz]	Reading [dBµV/m]	Antenna Factor [dB]	Cable loss [dB]	AMP [dB]	Level [dBµV/m]	Limit [dBµV/m]	Margin [dB]	Detector	Polarity
1	5459.36	14.08	33.00	5.74	0.00	52.82	74.00	21.18	PK	Horizontal
2	5460.00	12.18	33.00	5.74	0.00	50.92	68.20	17.28	PK	Horizontal

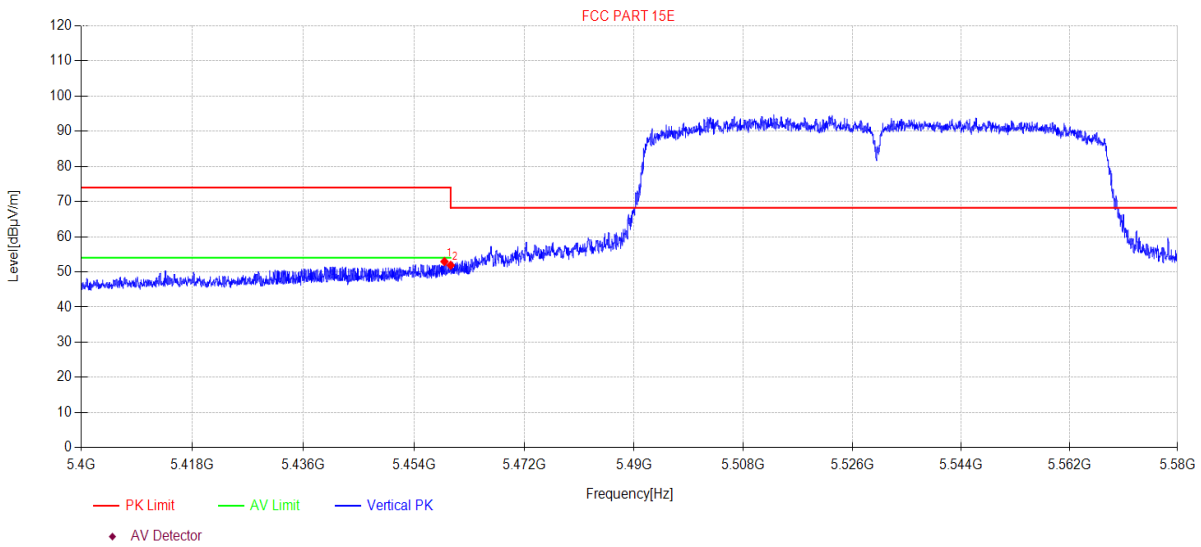
Note:

1. Level = Reading + Cable loss + Antenna Factor + AMP
2. If Peak Result complies with AV limit, AV Result is deemed to comply with AV limit.
3. Test setup: RBW: 1 MHz, VBW: 3 MHz, Sweep time: auto.

TR-4-E-009 Radiated Emission Test Result

Test Date: 2024-01-16 **Tested By:** Bairong
EUT: Dynalink 4K Streaming Box **Model Number:** DL-GT36
Test Mode: 11AC80MIMO TX 5530MHz **Power Supply:** AC 120V/60Hz
Condition: Temp:23.4°C;Humi:64.2% **Test Site:** DDT 3# Chamber
File Path: d:\ts\2024 report data\Q23041927-2E DL-GT36\FCC ABOVE 1G 5GWIFI\66
Memo: Sample Number:S23041927-06 Power Setting:70

Test Graph



Data List										
N O.	Freq. [MHz]	Reading [dBµV/m]	Antenna Factor [dB]	Cable loss [dB]	AMP [dB]	Level [dBµV/m]	Limit [dBµV/m]	Margin [dB]	Detector	Polarity
1	5458.99	14.21	33.00	5.74	0.00	52.95	74.00	21.05	PK	Vertical
2	5460.00	13.14	33.00	5.74	0.00	51.88	68.20	16.32	PK	Vertical

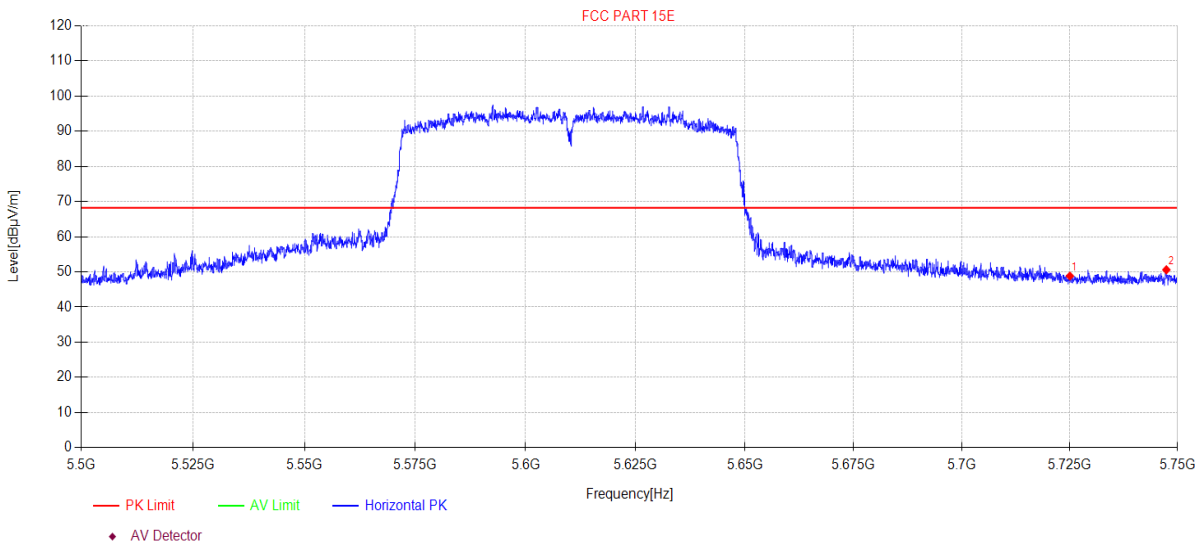
Note:

1. Level = Reading + Cable loss + Antenna Factor + AMP
2. If Peak Result complies with AV limit, AV Result is deemed to comply with AV limit.
3. Test setup: RBW: 1 MHz, VBW: 3 MHz, Sweep time: auto.

TR-4-E-009 Radiated Emission Test Result

Test Date: 2024-01-16 **Tested By:** Bairong
EUT: Dynalink 4K Streaming Box **Model Number:** DL-GT36
Test Mode: 11AC80MIMO TX 5610MHz **Power Supply:** AC 120V/60Hz
Condition: Temp:23.4°C;Humi:64.2% **Test Site:** DDT 3# Chamber
File Path: d:\ts\2024 report data\Q23041927-2E DL-GT36\FCC ABOVE 1G 5GWIFI\67
Memo: Sample Number:S23041927-06 Power Setting:70

Test Graph



Data List										
N O.	Freq. [MHz]	Reading [dBµV/m]	Antenna Factor [dB]	Cable loss [dB]	AMP [dB]	Level [dBµV/m]	Limit [dBµV/m]	Margin [dB]	Detector	Polarity
1	5725.00	9.20	33.75	5.87	0.00	48.82	68.20	19.38	PK	Horizontal
2	5747.45	10.84	33.88	5.88	0.00	50.60	68.20	17.60	PK	Horizontal

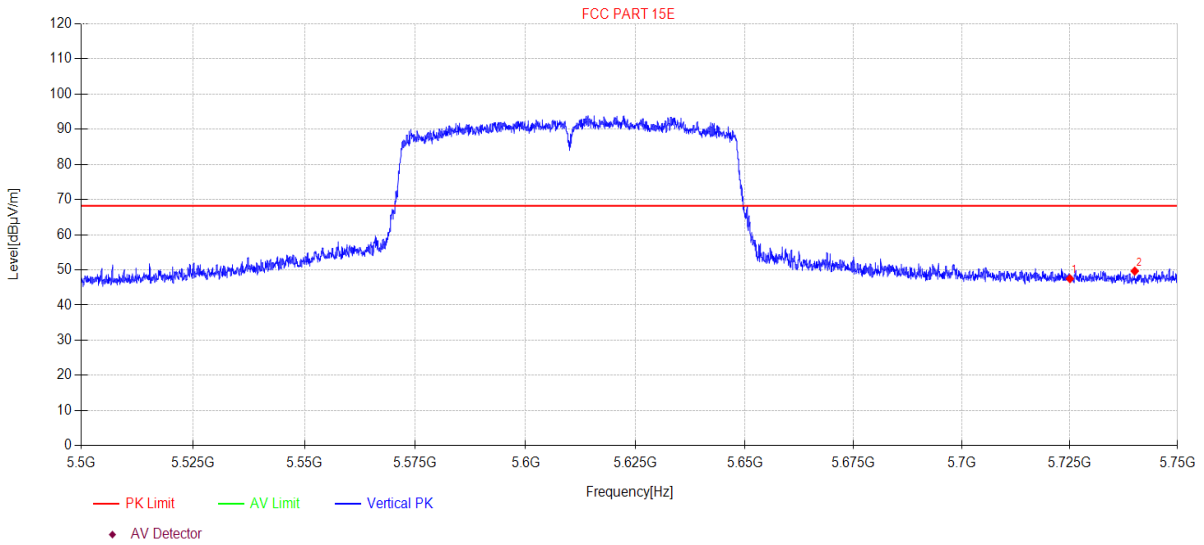
Note:

1. Level = Reading + Cable loss + Antenna Factor + AMP
2. If Peak Result complies with AV limit, AV Result is deemed to comply with AV limit.
3. Test setup: RBW: 1 MHz, VBW: 3 MHz, Sweep time: auto.

TR-4-E-009 Radiated Emission Test Result

Test Date: 2024-01-16 **Tested By:** Bairong
EUT: Dynalink 4K Streaming Box **Model Number:** DL-GT36
Test Mode: 11AC80MIMO TX 5610MHz **Power Supply:** AC 120V/60Hz
Condition: Temp:23.4°C;Humi:64.2% **Test Site:** DDT 3# Chamber
File Path: d:\ts\2024 report data\Q23041927-2E DL-GT36\FCC ABOVE 1G 5GWIFI\68
Memo: Sample Number:S23041927-06 Power Setting:70

Test Graph



Data List										
N O.	Freq. [MHz]	Reading [dBµV/m]	Antenna Factor [dB]	Cable loss [dB]	AMP [dB]	Level [dBµV/m]	Limit [dBµV/m]	Margin [dB]	Detector	Polarity
1	5725.00	7.87	33.75	5.87	0.00	47.49	68.20	20.71	PK	Vertical
2	5740.08	9.94	33.84	5.88	0.00	49.66	68.20	18.54	PK	Vertical

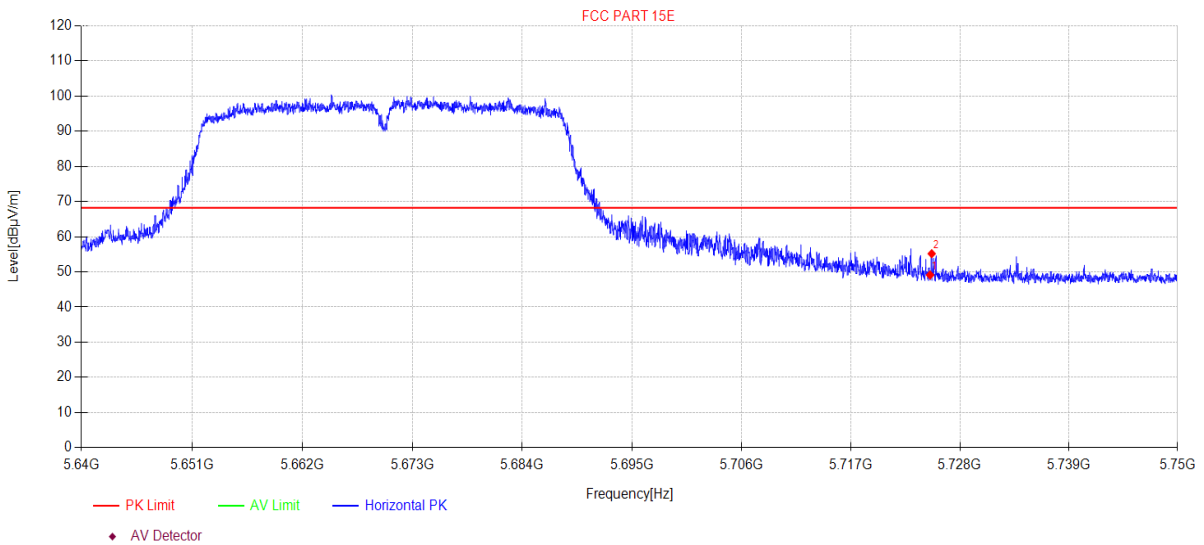
Note:

1. Level = Reading + Cable loss + Antenna Factor + AMP
2. If Peak Result complies with AV limit, AV Result is deemed to comply with AV limit.
3. Test setup: RBW: 1 MHz, VBW: 3 MHz, Sweep time: auto.

TR-4-E-009 Radiated Emission Test Result

Test Date: 2024-01-16 **Tested By:** Bairong
EUT: Dynalink 4K Streaming Box **Model Number:** DL-GT36
Test Mode: 11N40MIMO TX 5670MHz **Power Supply:** AC 120V/60Hz
Condition: Temp:23.4°C;Humi:64.2% **Test Site:** DDT 3# Chamber
File Path: d:\ts\2024 report data\Q23041927-2E DL-GT36\FCC ABOVE 1G 5GWIFI\69
Memo: Sample Number:S23041927-06 Power Setting:70

Test Graph



Data List										
N O.	Freq. [MHz]	Reading [dBµV/m]	Antenna Factor [dB]	Cable loss [dB]	AMP [dB]	Level [dBµV/m]	Limit [dBµV/m]	Margin [dB]	Detector	Polarity
1	5725.00	9.50	33.75	5.87	0.00	49.12	68.20	19.08	PK	Horizontal
2	5725.16	15.55	33.75	5.87	0.00	55.17	68.20	13.03	PK	Horizontal

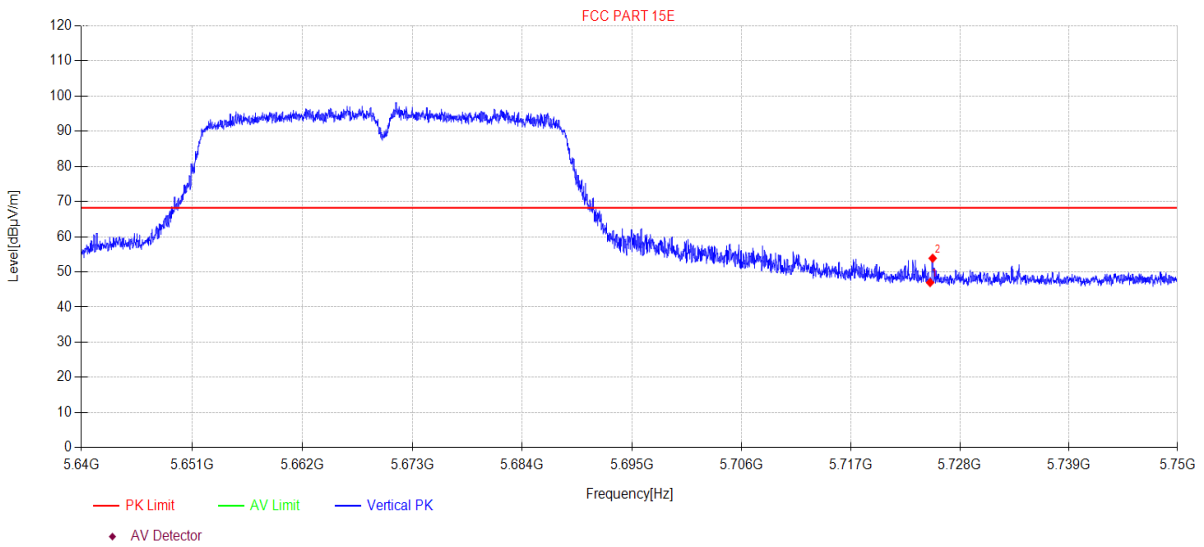
Note:

1. Level = Reading + Cable loss + Antenna Factor + AMP
2. If Peak Result complies with AV limit, AV Result is deemed to comply with AV limit.
3. Test setup: RBW: 1 MHz, VBW: 3 MHz, Sweep time: auto.

TR-4-E-009 Radiated Emission Test Result

Test Date: 2024-01-16 **Tested By:** Bairong
EUT: Dynalink 4K Streaming Box **Model Number:** DL-GT36
Test Mode: 11N40MIMO TX 5670MHz **Power Supply:** AC 120V/60Hz
Condition: Temp:23.4°C;Humi:64.2% **Test Site:** DDT 3# Chamber
File Path: d:\ts\2024 report data\Q23041927-2E DL-GT36\FCC ABOVE 1G 5GWIFI\70
Memo: Sample Number:S23041927-06 Power Setting:70

Test Graph



Data List										
N O.	Freq. [MHz]	Reading [dBµV/m]	Antenna Factor [dB]	Cable loss [dB]	AMP [dB]	Level [dBµV/m]	Limit [dBµV/m]	Margin [dB]	Detector	Polarity
1	5725.00	7.36	33.75	5.87	0.00	46.98	68.20	21.22	PK	Vertical
2	5725.26	14.26	33.75	5.87	0.00	53.88	68.20	14.32	PK	Vertical

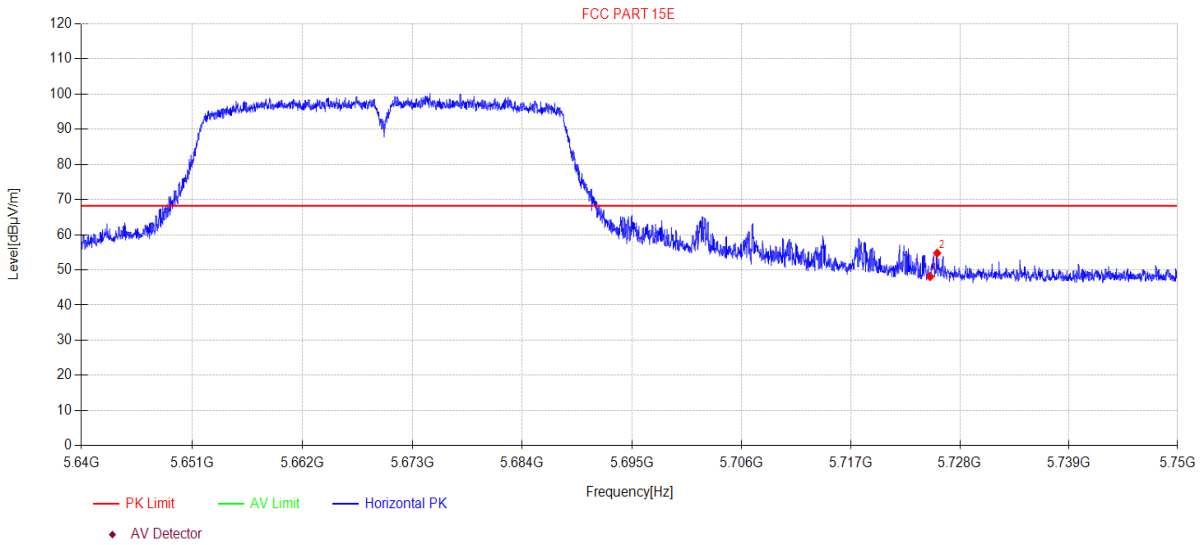
Note:

1. Level = Reading + Cable loss + Antenna Factor + AMP
2. If Peak Result complies with AV limit, AV Result is deemed to comply with AV limit.
3. Test setup: RBW: 1 MHz, VBW: 3 MHz, Sweep time: auto.

TR-4-E-009 Radiated Emission Test Result

Test Date: 2024-01-16 **Tested By:** Bairong
EUT: Dynalink 4K Streaming Box **Model Number:** DL-GT36
Test Mode: 11AC40MIMO TX 5670MHz **Power Supply:** AC 120V/60Hz
Condition: Temp:23.4°C;Humi:64.2% **Test Site:** DDT 3# Chamber
File Path: d:\ts\2024 report data\Q23041927-2E DL-GT36\FCC ABOVE 1G 5GWIFI\71
Memo: Sample Number:S23041927-06 Power Setting:70

Test Graph



Data List										
N O.	Freq. [MHz]	Reading [dBµV/m]	Antenna Factor [dB]	Cable loss [dB]	AMP [dB]	Level [dBµV/m]	Limit [dBµV/m]	Margin [dB]	Detector	Polarity
1	5725.00	8.46	33.75	5.87	0.00	48.08	68.20	20.12	PK	Horizontal
2	5725.71	15.15	33.75	5.87	0.00	54.77	68.20	13.43	PK	Horizontal

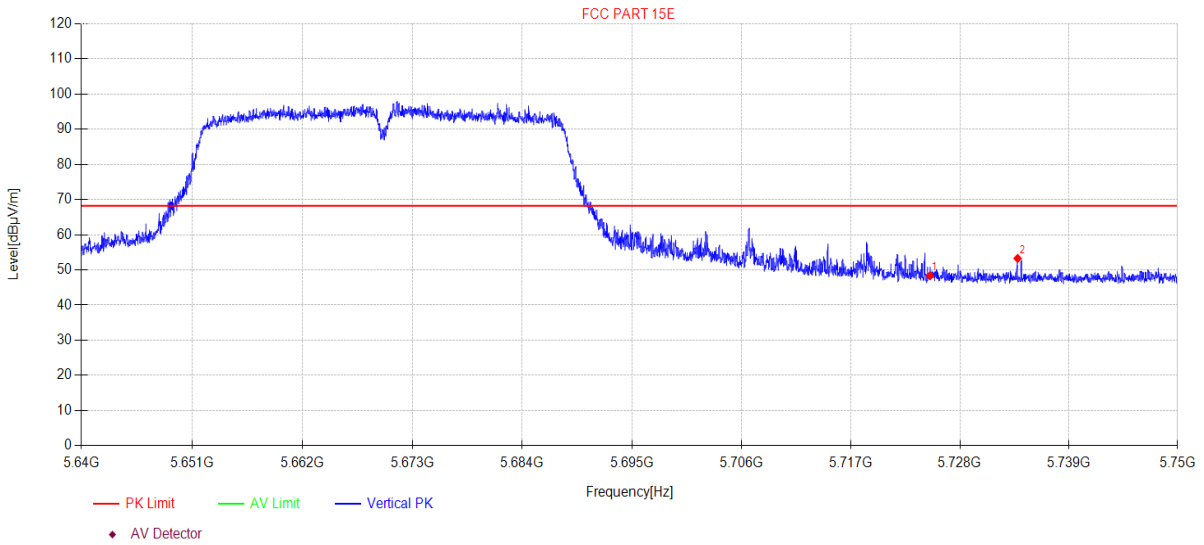
Note:

1. Level = Reading + Cable loss + Antenna Factor + AMP
2. If Peak Result complies with AV limit, AV Result is deemed to comply with AV limit.
3. Test setup: RBW: 1 MHz, VBW: 3 MHz, Sweep time: auto.

TR-4-E-009 Radiated Emission Test Result

Test Date: 2024-01-16 **Tested By:** Bairong
EUT: Dynalink 4K Streaming Box **Model Number:** DL-GT36
Test Mode: 11AC40MIMO TX 5670MHz **Power Supply:** AC 120V/60Hz
Condition: Temp:23.4°C;Humi:64.2% **Test Site:** DDT 3# Chamber
File Path: d:\ts\2024 report data\Q23041927-2E DL-GT36\FCC ABOVE 1G 5GWIFI\72
Memo: Sample Number:S23041927-06 Power Setting:70

Test Graph



Data List										
N O.	Freq. [MHz]	Reading [dBµV/m]	Antenna Factor [dB]	Cable loss [dB]	AMP [dB]	Level [dBµV/m]	Limit [dBµV/m]	Margin [dB]	Detector	Polarity
1	5725.00	8.73	33.75	5.87	0.00	48.35	68.20	19.85	PK	Vertical
2	5733.84	13.58	33.80	5.88	0.00	53.26	68.20	14.94	PK	Vertical

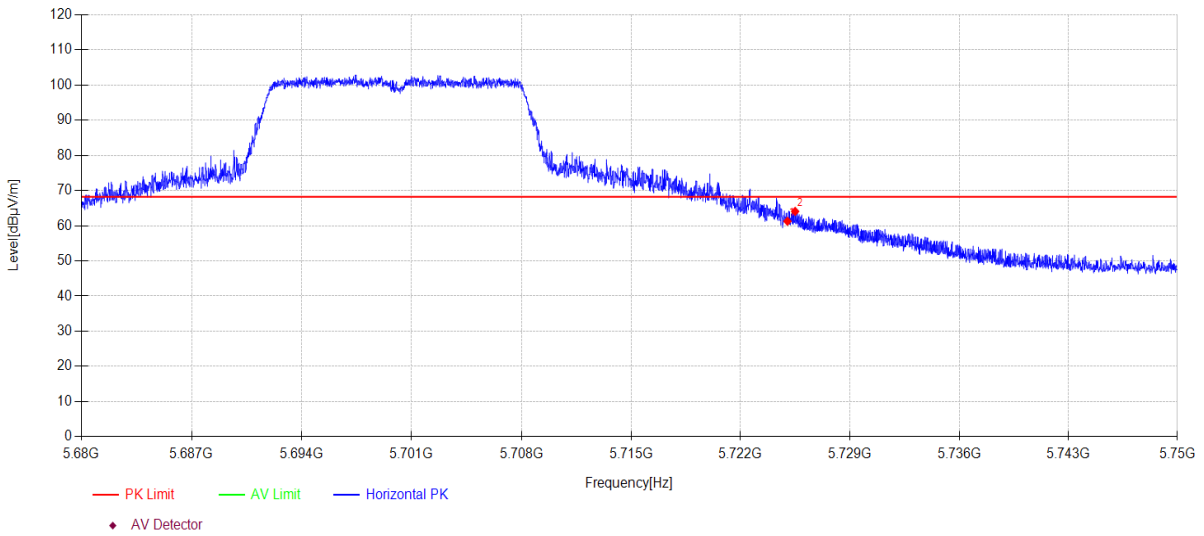
Note:

1. Level = Reading + Cable loss + Antenna Factor + AMP
2. If Peak Result complies with AV limit, AV Result is deemed to comply with AV limit.
3. Test setup: RBW: 1 MHz, VBW: 3 MHz, Sweep time: auto.

TR-4-E-009 Radiated Emission Test Result

Test Date: 2024-01-16 **Tested By:** Bairong
EUT: Dynalink 4K Streaming Box **Model Number:** DL-GT36
Test Mode: 11A ANT1 TX 5700MHz **Power Supply:** AC 120V/60Hz
Condition: Temp:23.4°C;Humi:64.2% **Test Site:** DDT 3# Chamber
File Path: d:\ts\2024 report data\Q23041927-2E DL-GT36\FCC ABOVE 1G 5GWIFI\73
Memo: Sample Number:S23041927-06 Power Setting:80

Test Graph



Data List										
NO	Freq. [MHz]	Reading [dBµV/m]	Antenna Factor [dB]	Cable loss [dB]	AMP [dB]	Level [dBµV/m]	Limit [dBµV/m]	Margin [dB]	Detector	Polarity
1	5725.00	21.65	33.75	5.87	0.00	61.27	68.20	6.93	PK	Horizontal
2	5725.49	24.46	33.75	5.87	0.00	64.08	68.20	4.12	PK	Horizontal

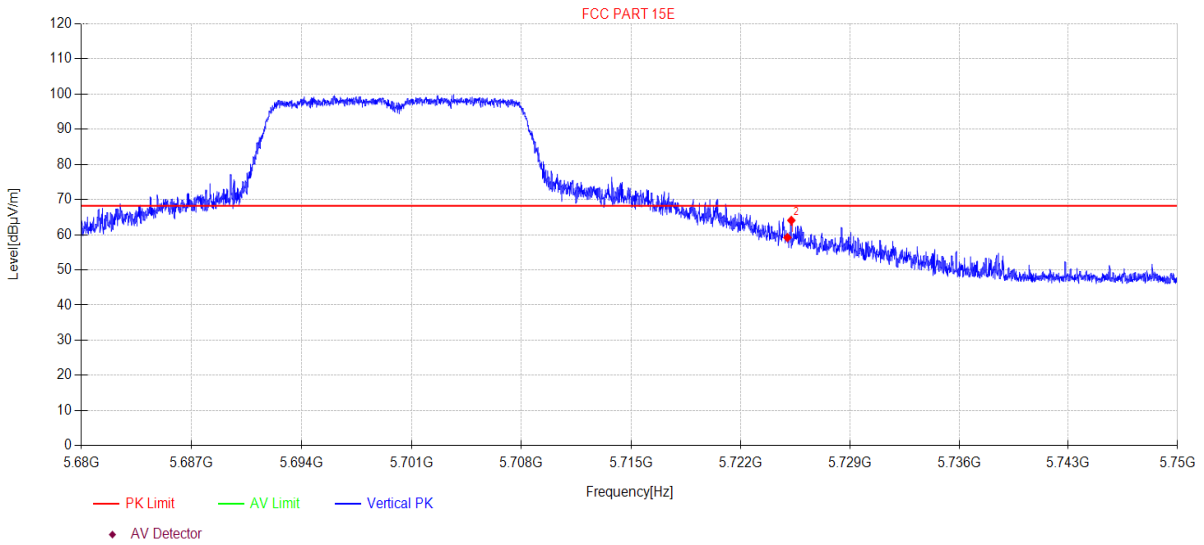
Note:

1. Level = Reading + Cable loss + Antenna Factor + AMP
2. If Peak Result complies with AV limit, AV Result is deemed to comply with AV limit.
3. Test setup: RBW: 1 MHz, VBW: 3 MHz, Sweep time: auto.

TR-4-E-009 Radiated Emission Test Result

Test Date: 2024-01-16 **Tested By:** Bairong
EUT: Dynalink 4K Streaming Box **Model Number:** DL-GT36
Test Mode: 11A ANT1 TX 5700MHz **Power Supply:** AC 120V/60Hz
Condition: Temp:23.4°C;Humi:64.2% **Test Site:** DDT 3# Chamber
File Path: d:\ts\2024 report data\Q23041927-2E DL-GT36\FCC ABOVE 1G 5GWIFI\74
Memo: Sample Number:S23041927-06 Power Setting:80

Test Graph



Data List										
N O.	Freq. [MHz]	Reading [dBµV/m]	Antenna Factor [dB]	Cable loss [dB]	AMP [dB]	Level [dBµV/m]	Limit [dBµV/m]	Margin [dB]	Detector	Polarity
1	5725.00	19.58	33.75	5.87	0.00	59.20	68.20	9.00	PK	Vertical
2	5725.25	24.46	33.75	5.87	0.00	64.08	68.20	4.12	PK	Vertical

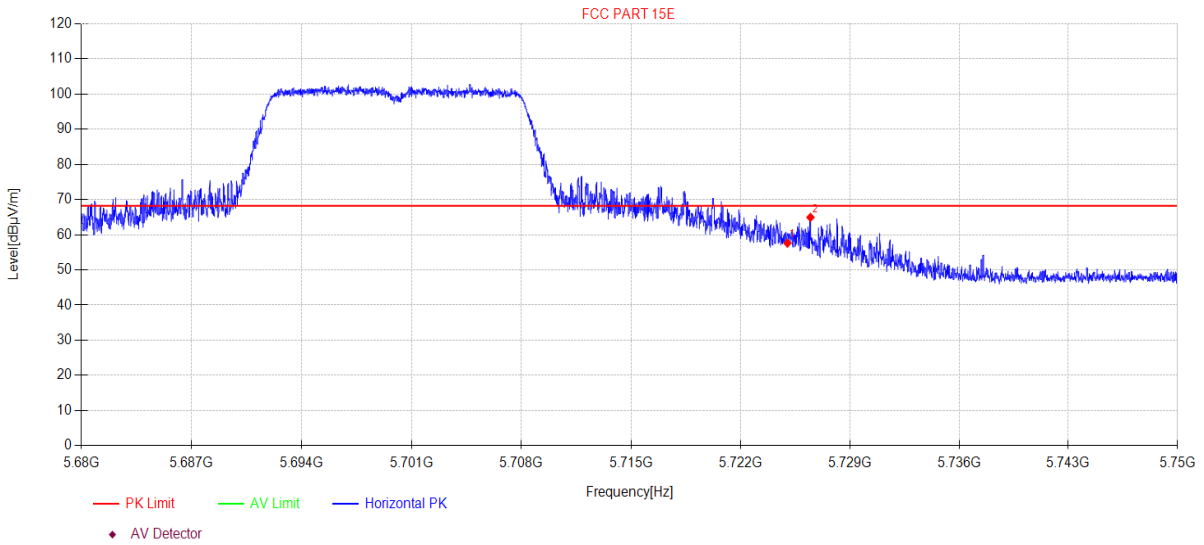
Note:

1. Level = Reading + Cable loss + Antenna Factor + AMP
2. If Peak Result complies with AV limit, AV Result is deemed to comply with AV limit.
3. Test setup: RBW: 1 MHz, VBW: 3 MHz, Sweep time: auto.

TR-4-E-009 Radiated Emission Test Result

Test Date: 2024-01-16 **Tested By:** Bairong
EUT: Dynalink 4K Streaming Box **Model Number:** DL-GT36
Test Mode: 11A ANT2 TX 5700MHz **Power Supply:** AC 120V/60Hz
Condition: Temp:23.4°C;Humi:64.2% **Test Site:** DDT 3# Chamber
File Path: d:\ts\2024 report data\Q23041927-2E DL-GT36\FCC ABOVE 1G 5GWIFI\75
Memo: Sample Number:S23041927-06 Power Setting:80

Test Graph



Data List										
N O.	Freq. [MHz]	Reading [dBµV/m]	Antenna Factor [dB]	Cable loss [dB]	AMP [dB]	Level [dBµV/m]	Limit [dBµV/m]	Margin [dB]	Detector	Polarity
1	5725.00	17.99	33.75	5.87	0.00	57.61	68.20	10.59	PK	Horizontal
2	5726.47	25.30	33.76	5.87	0.00	64.93	68.20	3.27	PK	Horizontal

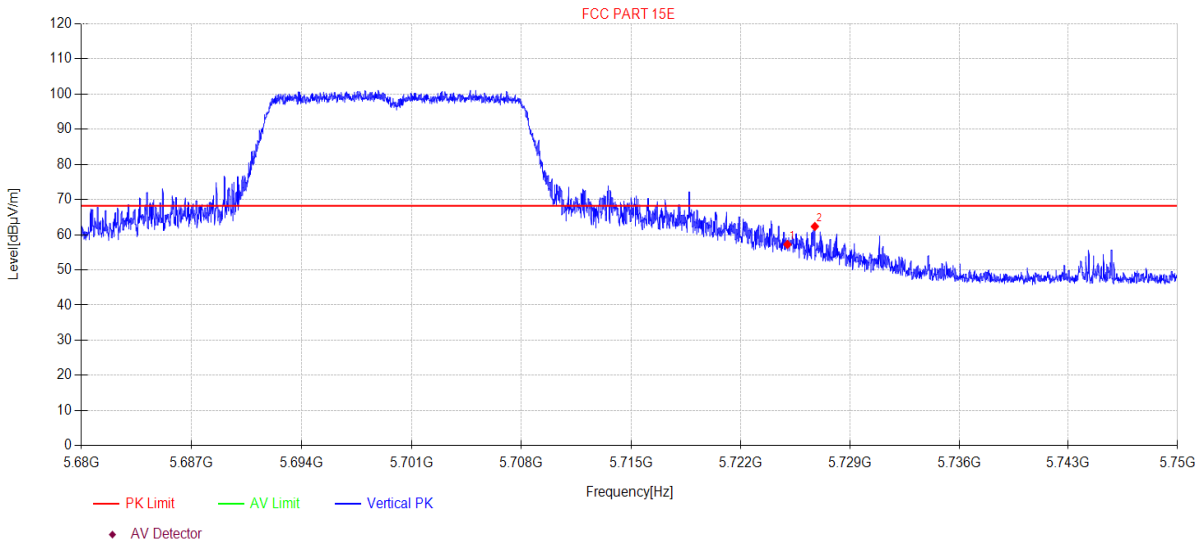
Note:

1. Level = Reading + Cable loss + Antenna Factor + AMP
2. If Peak Result complies with AV limit, AV Result is deemed to comply with AV limit.
3. Test setup: RBW: 1 MHz, VBW: 3 MHz, Sweep time: auto.

TR-4-E-009 Radiated Emission Test Result

Test Date: 2024-01-16 **Tested By:** Bairong
EUT: Dynalink 4K Streaming Box **Model Number:** DL-GT36
Test Mode: 11A ANT2 TX 5700MHz **Power Supply:** AC 120V/60Hz
Condition: Temp:23.4°C;Humi:64.2% **Test Site:** DDT 3# Chamber
File Path: d:\ts\2024 report data\Q23041927-2E DL-GT36\FCC ABOVE 1G 5GWIFI\76
Memo: Sample Number:S23041927-06 Power Setting:80

Test Graph



Data List										
N O.	Freq. [MHz]	Reading [dBµV/m]	Antenna Factor [dB]	Cable loss [dB]	AMP [dB]	Level [dBµV/m]	Limit [dBµV/m]	Margin [dB]	Detector	Polarity
1	5725.00	17.62	33.75	5.87	0.00	57.24	68.20	10.96	PK	Vertical
2	5726.75	22.71	33.76	5.87	0.00	62.34	68.20	5.86	PK	Vertical

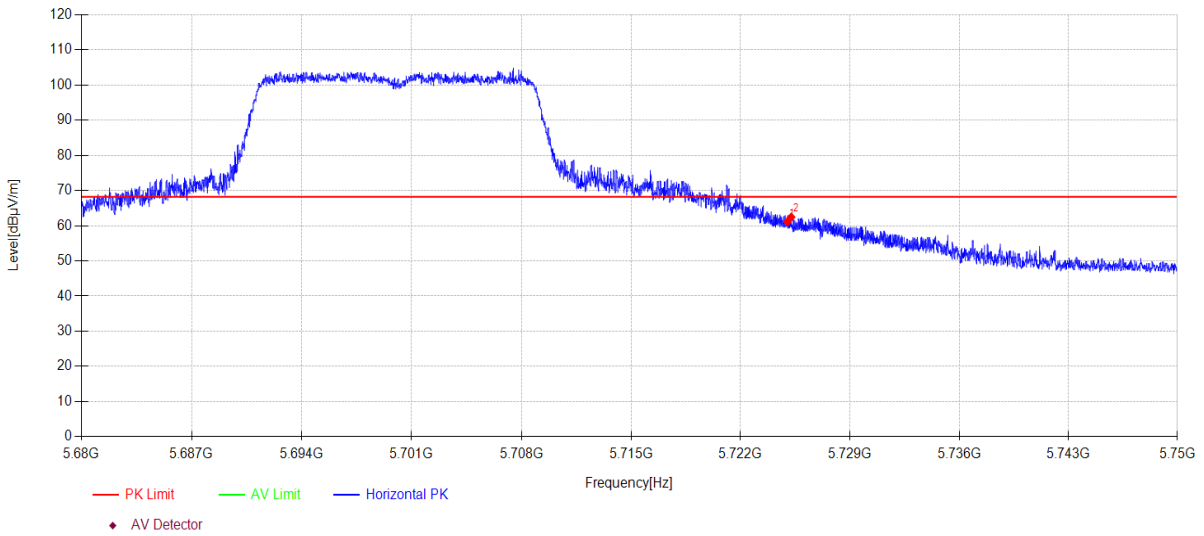
Note:

- Level = Reading + Cable loss + Antenna Factor + AMP
- If Peak Result complies with AV limit, AV Result is deemed to comply with AV limit.
- Test setup: RBW: 1 MHz, VBW: 3 MHz, Sweep time: auto.

TR-4-E-009 Radiated Emission Test Result

Test Date: 2024-01-16 **Tested By:** Bairong
EUT: Dynalink 4K Streaming Box **Model Number:** DL-GT36
Test Mode: 11N20MIMO TX 5700MHz **Power Supply:** AC 120V/60Hz
Condition: Temp:23.4°C;Humi:64.2% **Test Site:** DDT 3# Chamber
File Path: d:\ts\2024 report data\Q23041927-2E DL-GT36\FCC ABOVE 1G 5GWIFI\77
Memo: Sample Number:S23041927-06 Power Setting:80

Test Graph



Data List										
NO	Freq. [MHz]	Reading [dBµV/m]	Antenna Factor [dB]	Cable loss [dB]	AMP [dB]	Level [dBµV/m]	Limit [dBµV/m]	Margin [dB]	Detector	Polarity
1	5725.00	21.53	33.75	5.87	0.00	61.15	68.20	7.05	PK	Horizontal
2	5725.24	22.83	33.75	5.87	0.00	62.45	68.20	5.75	PK	Horizontal

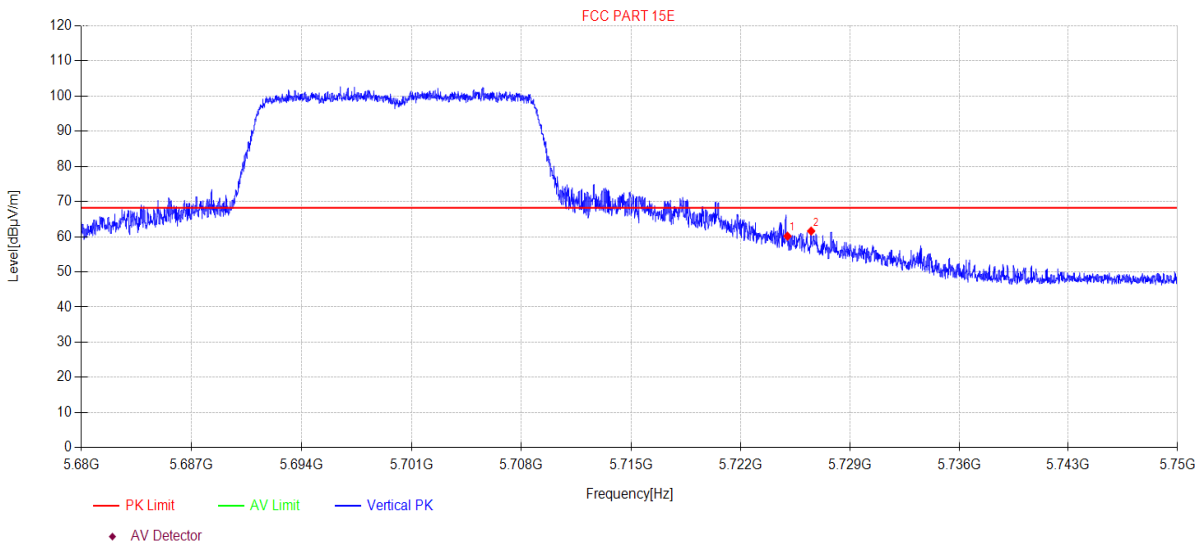
Note:

1. Level = Reading + Cable loss + Antenna Factor + AMP
2. If Peak Result complies with AV limit, AV Result is deemed to comply with AV limit.
3. Test setup: RBW: 1 MHz, VBW: 3 MHz, Sweep time: auto.

TR-4-E-009 Radiated Emission Test Result

Test Date: 2024-01-16 **Tested By:** Bairong
EUT: Dynalink 4K Streaming Box **Model Number:** DL-GT36
Test Mode: 11N20MIMO TX 5700MHz **Power Supply:** AC 120V/60Hz
Condition: Temp:23.4°C;Humi:64.2% **Test Site:** DDT 3# Chamber
File Path: d:\ts\2024 report data\Q23041927-2E DL-GT36\FCC ABOVE 1G 5GWIFI\78
Memo: Sample Number:S23041927-06 Power Setting:80

Test Graph



Data List										
N O.	Freq. [MHz]	Reading [dBµV/m]	Antenna Factor [dB]	Cable loss [dB]	AMP [dB]	Level [dBµV/m]	Limit [dBµV/m]	Margin [dB]	Detector	Polarity
1	5725.00	20.54	33.75	5.87	0.00	60.16	68.20	8.04	PK	Vertical
2	5726.52	21.97	33.76	5.87	0.00	61.60	68.20	6.60	PK	Vertical

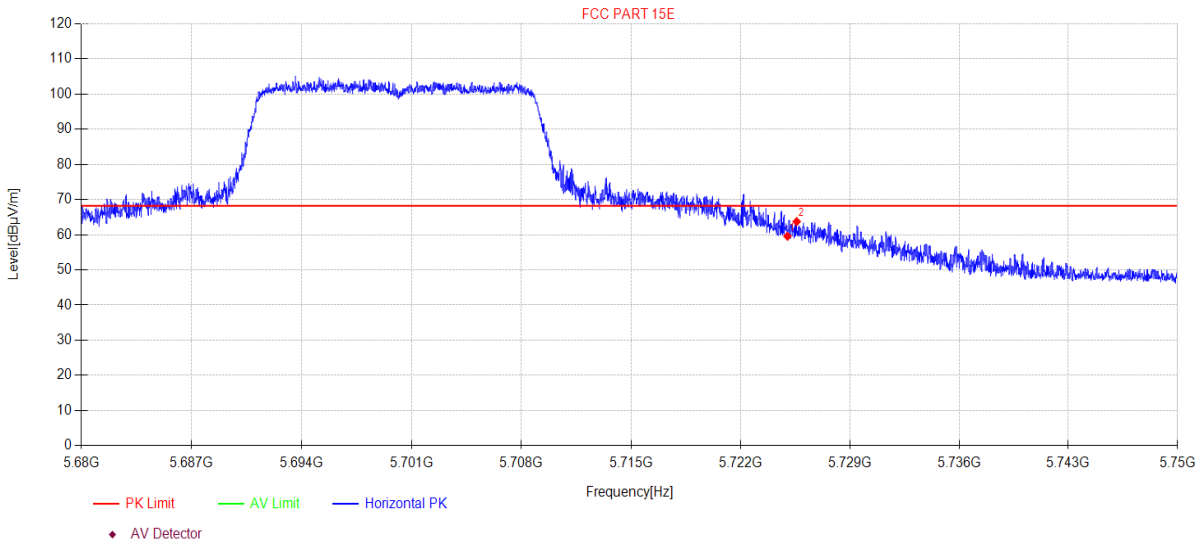
Note:

1. Level = Reading + Cable loss + Antenna Factor + AMP
2. If Peak Result complies with AV limit, AV Result is deemed to comply with AV limit.
3. Test setup: RBW: 1 MHz, VBW: 3 MHz, Sweep time: auto.

TR-4-E-009 Radiated Emission Test Result

Test Date: 2024-01-16 **Tested By:** Bairong
EUT: Dynalink 4K Streaming Box **Model Number:** DL-GT36
Test Mode: 11AC20MIMO TX 5700MHz **Power Supply:** AC 120V/60Hz
Condition: Temp:23.4°C;Humi:64.2% **Test Site:** DDT 3# Chamber
File Path: d:\ts\2024 report data\Q23041927-2E DL-GT36\FCC ABOVE 1G 5GWIFI\79
Memo: Sample Number:S23041927-06 Power Setting:80

Test Graph



Data List										
N O.	Freq. [MHz]	Reading [dBµV/m]	Antenna Factor [dB]	Cable loss [dB]	AMP [dB]	Level [dBµV/m]	Limit [dBµV/m]	Margin [dB]	Detector	Polarity
1	5725.00	19.93	33.75	5.87	0.00	59.55	68.20	8.65	PK	Horizontal
2	5725.59	24.10	33.75	5.87	0.00	63.72	68.20	4.48	PK	Horizontal

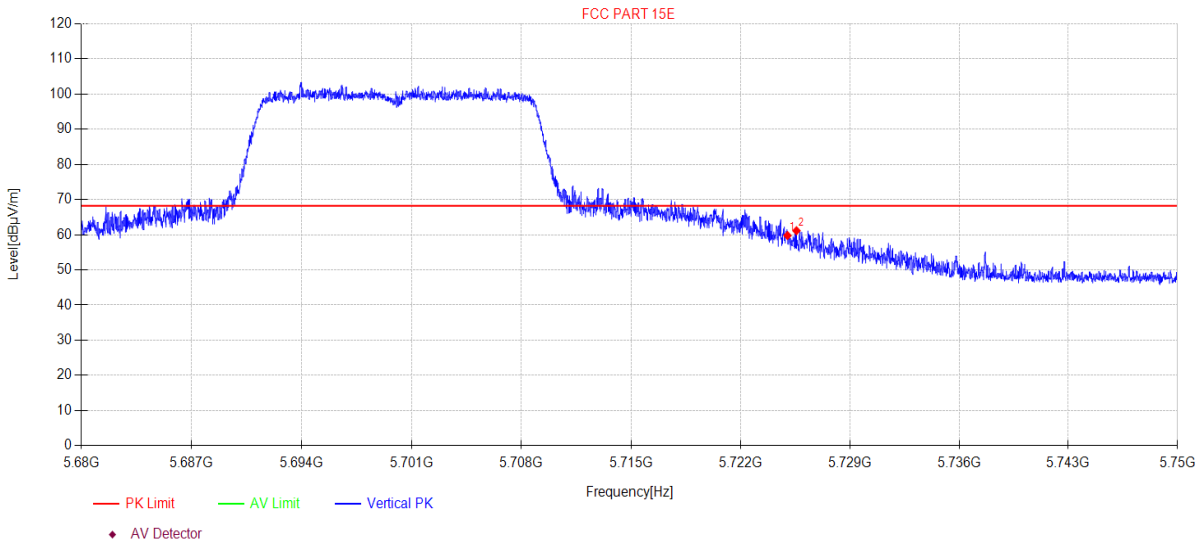
Note:

1. Level = Reading + Cable loss + Antenna Factor + AMP
2. If Peak Result complies with AV limit, AV Result is deemed to comply with AV limit.
3. Test setup: RBW: 1 MHz, VBW: 3 MHz, Sweep time: auto.

TR-4-E-009 Radiated Emission Test Result

Test Date: 2024-01-16 **Tested By:** Bairong
EUT: Dynalink 4K Streaming Box **Model Number:** DL-GT36
Test Mode: 11AC20MIMO TX 5700MHz **Power Supply:** AC 120V/60Hz
Condition: Temp:23.4°C;Humi:64.2% **Test Site:** DDT 3# Chamber
File Path: d:\ts\2024 report data\Q23041927-2E DL-GT36\FCC ABOVE 1G 5GWIFI\80
Memo: Sample Number:S23041927-06 Power Setting:80

Test Graph



Data List										
N O.	Freq. [MHz]	Reading [dBµV/m]	Antenna Factor [dB]	Cable loss [dB]	AMP [dB]	Level [dBµV/m]	Limit [dBµV/m]	Margin [dB]	Detector	Polarity
1	5725.00	20.16	33.75	5.87	0.00	59.78	68.20	8.42	PK	Vertical
2	5725.58	21.52	33.75	5.87	0.00	61.14	68.20	7.06	PK	Vertical

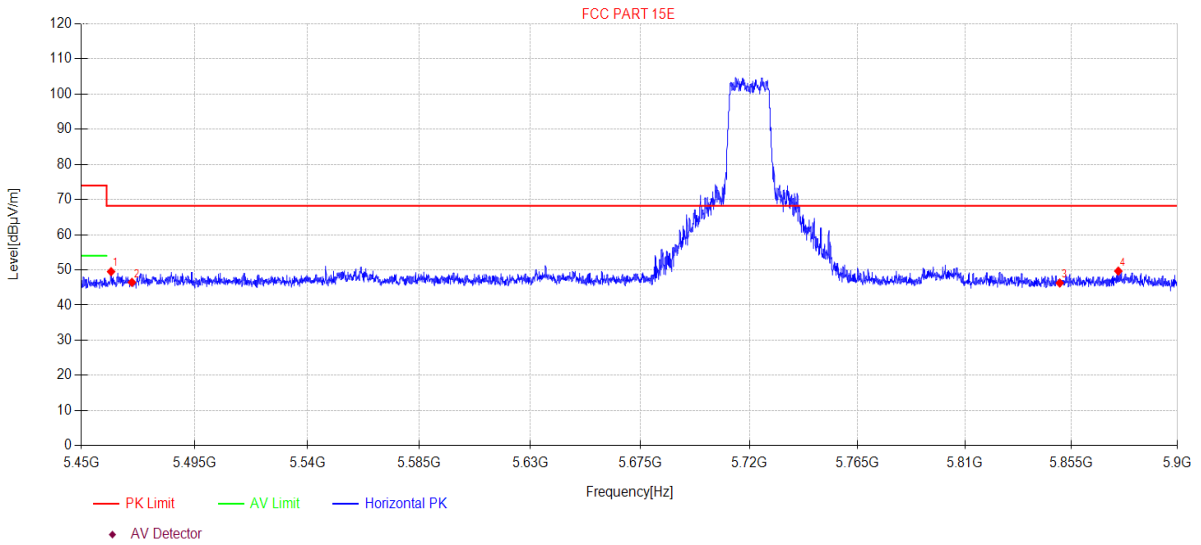
Note:

1. Level = Reading + Cable loss + Antenna Factor + AMP
2. If Peak Result complies with AV limit, AV Result is deemed to comply with AV limit.
3. Test setup: RBW: 1 MHz, VBW: 3 MHz, Sweep time: auto.

TR-4-E-009 Radiated Emission Test Result

Test Date: 2024-01-16 **Tested By:** Bairong
EUT: Dynalink 4K Streaming Box **Model Number:** DL-GT36
Test Mode: 11A ANT1 TX 5720MHz **Power Supply:** AC 120V/60Hz
Condition: Temp:23.4°C;Humi:64.2% **Test Site:** DDT 3# Chamber
File Path: d:\ts\2024 report data\Q23041927-2E DL-GT36\FCC ABOVE 1G 5GWIFI\81
Memo: Sample Number:S23041927-06 Power Setting:80

Test Graph



Data List										
N O.	Freq. [MHz]	Reading [dBµV/m]	Antenna Factor [dB]	Cable loss [dB]	AMP [dB]	Level [dBµV/m]	Limit [dBµV/m]	Margin [dB]	Detector	Polarity
1	5461.75	10.77	33.00	5.74	0.00	49.51	68.20	18.69	PK	Horizontal
2	5470.00	7.71	33.00	5.75	0.00	46.46	68.20	21.74	PK	Horizontal
3	5850.00	6.33	34.00	5.94	0.00	46.27	68.20	21.93	PK	Horizontal
4	5874.85	9.67	34.05	5.95	0.00	49.67	68.20	18.53	PK	Horizontal

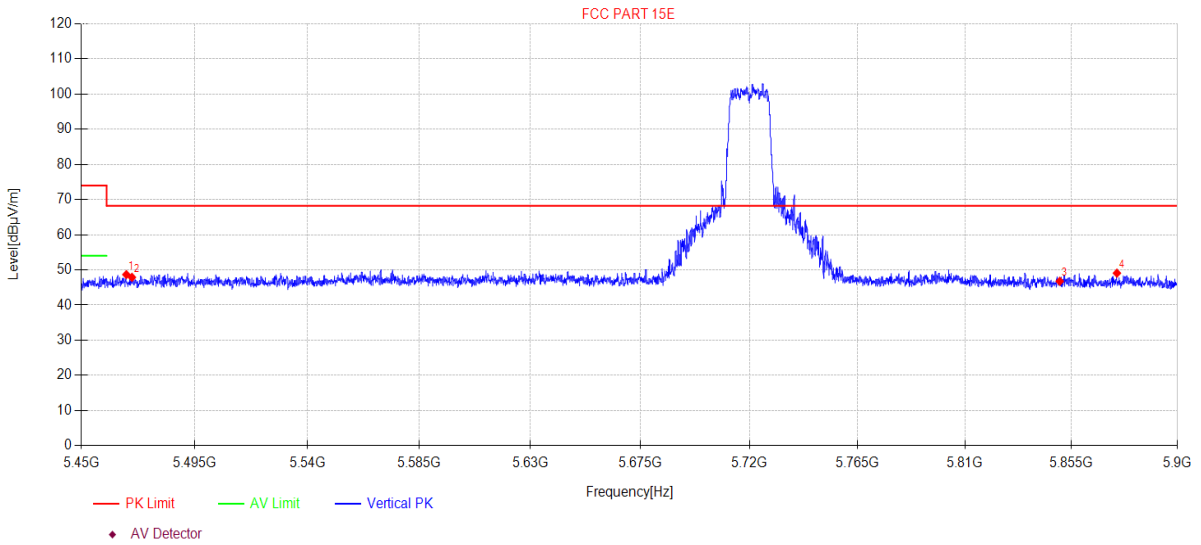
Note:

1. Level = Reading + Cable loss + Antenna Factor + AMP
2. If Peak Result complies with AV limit, AV Result is deemed to comply with AV limit.
3. Test setup: RBW: 1 MHz, VBW: 3 MHz, Sweep time: auto.

TR-4-E-009 Radiated Emission Test Result

Test Date: 2024-01-16 **Tested By:** Bairong
EUT: Dynalink 4K Streaming Box **Model Number:** DL-GT36
Test Mode: 11A ANT1 TX 5720MHz **Power Supply:** AC 120V/60Hz
Condition: Temp:23.4°C;Humi:64.2% **Test Site:** DDT 3# Chamber
File Path: d:\ts\2024 report data\Q23041927-2E DL-GT36\FCC ABOVE 1G 5GWIFI\82
Memo: Sample Number:S23041927-06 Power Setting:80

Test Graph



Data List										
N O.	Freq. [MHz]	Reading [dBµV/m]	Antenna Factor [dB]	Cable loss [dB]	AMP [dB]	Level [dBµV/m]	Limit [dBµV/m]	Margin [dB]	Detector	Polarity
1	5467.78	9.94	33.00	5.74	0.00	48.68	68.20	19.52	PK	Vertical
2	5470.00	9.14	33.00	5.75	0.00	47.89	68.20	20.31	PK	Vertical
3	5850.00	6.83	34.00	5.94	0.00	46.77	68.20	21.43	PK	Vertical
4	5874.26	9.08	34.05	5.95	0.00	49.08	68.20	19.12	PK	Vertical

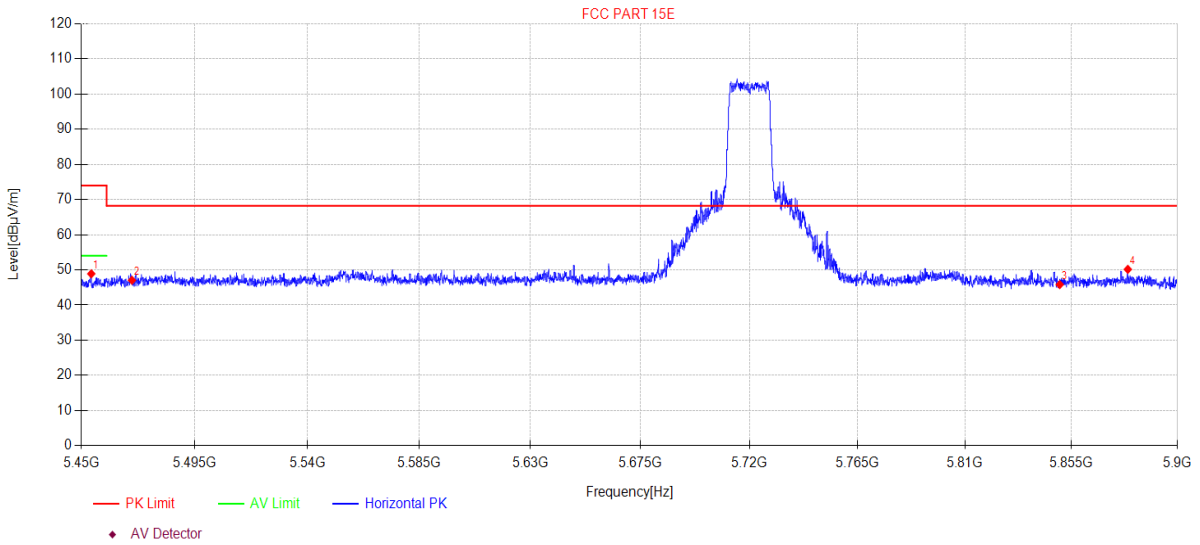
Note:

1. Level = Reading + Cable loss + Antenna Factor + AMP
2. If Peak Result complies with AV limit, AV Result is deemed to comply with AV limit.
3. Test setup: RBW: 1 MHz, VBW: 3 MHz, Sweep time: auto.

TR-4-E-009 Radiated Emission Test Result

Test Date: 2024-01-16 **Tested By:** Bairong
EUT: Dynalink 4K Streaming Box **Model Number:** DL-GT36
Test Mode: 11A ANT2 TX 5720MHz **Power Supply:** AC 120V/60Hz
Condition: Temp:23.4°C;Humi:64.2% **Test Site:** DDT 3# Chamber
File Path: d:\ts\2024 report data\Q23041927-2E DL-GT36\FCC ABOVE 1G 5GWIFI\83
Memo: Sample Number:S23041927-06 Power Setting:80

Test Graph



Data List										
N O.	Freq. [MHz]	Reading [dBµV/m]	Antenna Factor [dB]	Cable loss [dB]	AMP [dB]	Level [dBµV/m]	Limit [dBµV/m]	Margin [dB]	Detector	Polarity
1	5453.92	10.16	33.00	5.74	0.00	48.90	74.00	25.10	PK	Horizontal
2	5470.00	8.30	33.00	5.75	0.00	47.05	68.20	21.15	PK	Horizontal
3	5850.00	5.89	34.00	5.94	0.00	45.83	68.20	22.37	PK	Horizontal
4	5878.90	10.14	34.06	5.95	0.00	50.15	68.20	18.05	PK	Horizontal

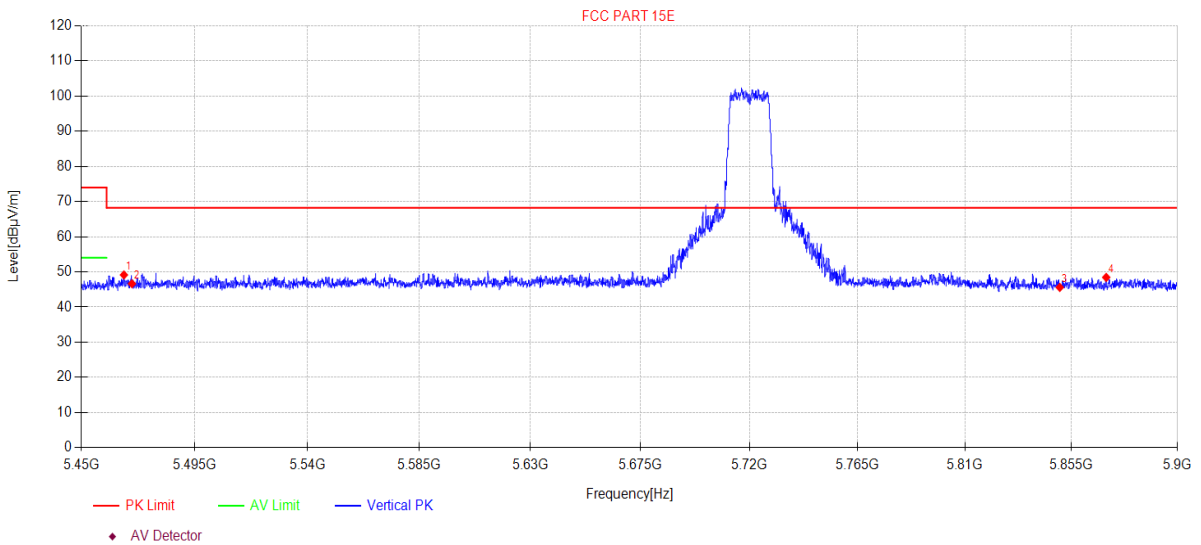
Note:

1. Level = Reading + Cable loss + Antenna Factor + AMP
2. If Peak Result complies with AV limit, AV Result is deemed to comply with AV limit.
3. Test setup: RBW: 1 MHz, VBW: 3 MHz, Sweep time: auto.

TR-4-E-009 Radiated Emission Test Result

Test Date: 2024-01-16 **Tested By:** Bairong
EUT: Dynalink 4K Streaming Box **Model Number:** DL-GT36
Test Mode: 11A ANT2 TX 5720MHz **Power Supply:** AC 120V/60Hz
Condition: Temp:23.4°C;Humi:64.2% **Test Site:** DDT 3# Chamber
File Path: d:\ts\2024 report data\Q23041927-2E DL-GT36\FCC ABOVE 1G 5GWIFI\84
Memo: Sample Number:S23041927-06 Power Setting:80

Test Graph



Data List										
N O.	Freq. [MHz]	Reading [dBµV/m]	Antenna Factor [dB]	Cable loss [dB]	AMP [dB]	Level [dBµV/m]	Limit [dBµV/m]	Margin [dB]	Detector	Polarity
1	5466.83	10.40	33.00	5.74	0.00	49.14	68.20	19.06	PK	Vertical
2	5470.00	7.89	33.00	5.75	0.00	46.64	68.20	21.56	PK	Vertical
3	5850.00	5.66	34.00	5.94	0.00	45.60	68.20	22.60	PK	Vertical
4	5869.72	8.47	34.04	5.94	0.00	48.45	68.20	19.75	PK	Vertical

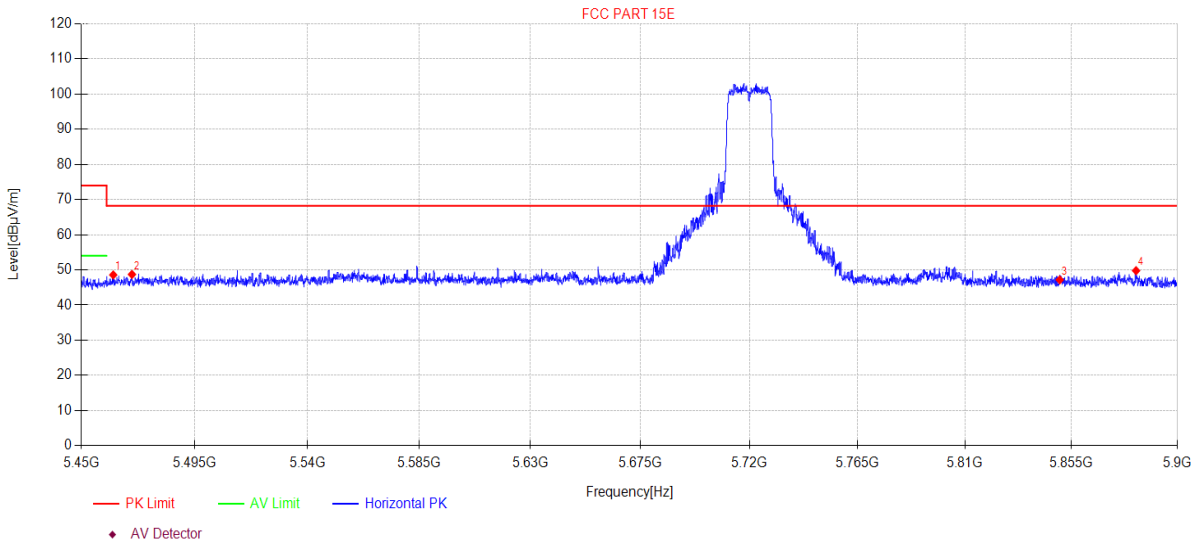
Note:

1. Level = Reading + Cable loss + Antenna Factor + AMP
2. If Peak Result complies with AV limit, AV Result is deemed to comply with AV limit.
3. Test setup: RBW: 1 MHz, VBW: 3 MHz, Sweep time: auto.

TR-4-E-009 Radiated Emission Test Result

Test Date: 2024-01-16 **Tested By:** Bairong
EUT: Dynalink 4K Streaming Box **Model Number:** DL-GT36
Test Mode: 11N20MIMO TX 5720MHz **Power Supply:** AC 120V/60Hz
Condition: Temp:23.4°C;Humi:64.2% **Test Site:** DDT 3# Chamber
File Path: d:\ts\2024 report data\Q23041927-2E DL-GT36\FCC ABOVE 1G 5GWIFI\85
Memo: Sample Number:S23041927-06 Power Setting:80

Test Graph



Data List										
N O.	Freq. [MHz]	Reading [dBµV/m]	Antenna Factor [dB]	Cable loss [dB]	AMP [dB]	Level [dBµV/m]	Limit [dBµV/m]	Margin [dB]	Detector	Polarity
1	5462.60	9.84	33.00	5.74	0.00	48.58	68.20	19.62	PK	Horizontal
2	5470.00	9.97	33.00	5.75	0.00	48.72	68.20	19.48	PK	Horizontal
3	5850.00	7.23	34.00	5.94	0.00	47.17	68.20	21.03	PK	Horizontal
4	5882.41	9.77	34.06	5.95	0.00	49.78	68.20	18.42	PK	Horizontal

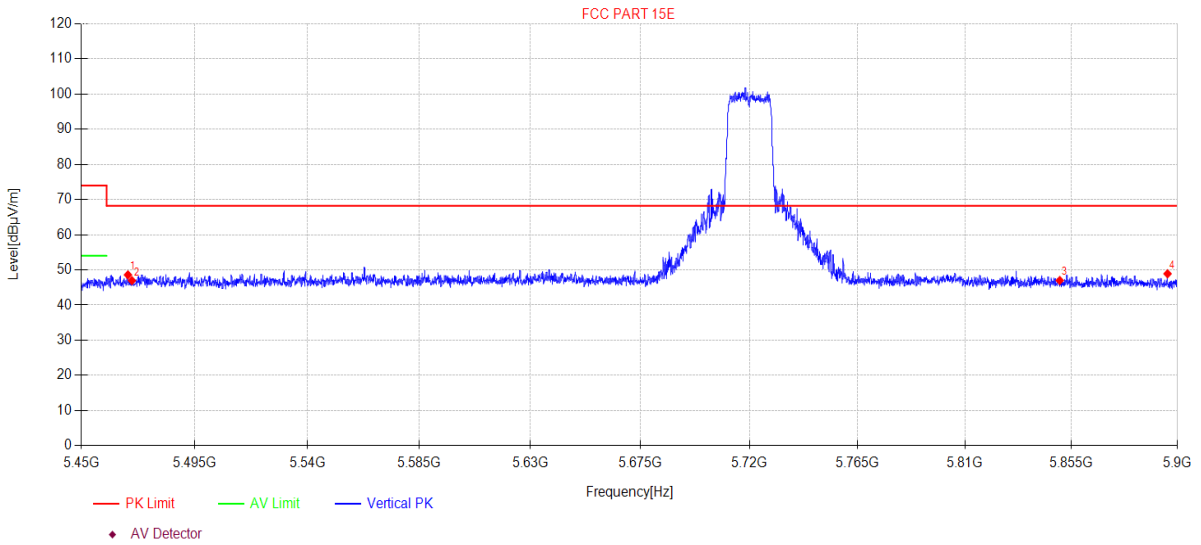
Note:

1. Level = Reading + Cable loss + Antenna Factor + AMP
2. If Peak Result complies with AV limit, AV Result is deemed to comply with AV limit.
3. Test setup: RBW: 1 MHz, VBW: 3 MHz, Sweep time: auto.

TR-4-E-009 Radiated Emission Test Result

Test Date: 2024-01-16 **Tested By:** Bairong
EUT: Dynalink 4K Streaming Box **Model Number:** DL-GT36
Test Mode: 11N20MIMO TX 5720MHz **Power Supply:** AC 120V/60Hz
Condition: Temp:23.4°C;Humi:64.2% **Test Site:** DDT 3# Chamber
File Path: d:\ts\2024 report data\Q23041927-2E DL-GT36\FCC ABOVE 1G 5GWIFI\86
Memo: Sample Number:S23041927-06 Power Setting:80

Test Graph



Data List										
N O.	Freq. [MHz]	Reading [dBµV/m]	Antenna Factor [dB]	Cable loss [dB]	AMP [dB]	Level [dBµV/m]	Limit [dBµV/m]	Margin [dB]	Detector	Polarity
1	5468.41	9.85	33.00	5.74	0.00	48.59	68.20	19.61	PK	Vertical
2	5470.00	8.20	33.00	5.75	0.00	46.95	68.20	21.25	PK	Vertical
3	5850.00	7.06	34.00	5.94	0.00	47.00	68.20	21.20	PK	Vertical
4	5895.82	8.85	34.09	5.96	0.00	48.90	68.20	19.30	PK	Vertical

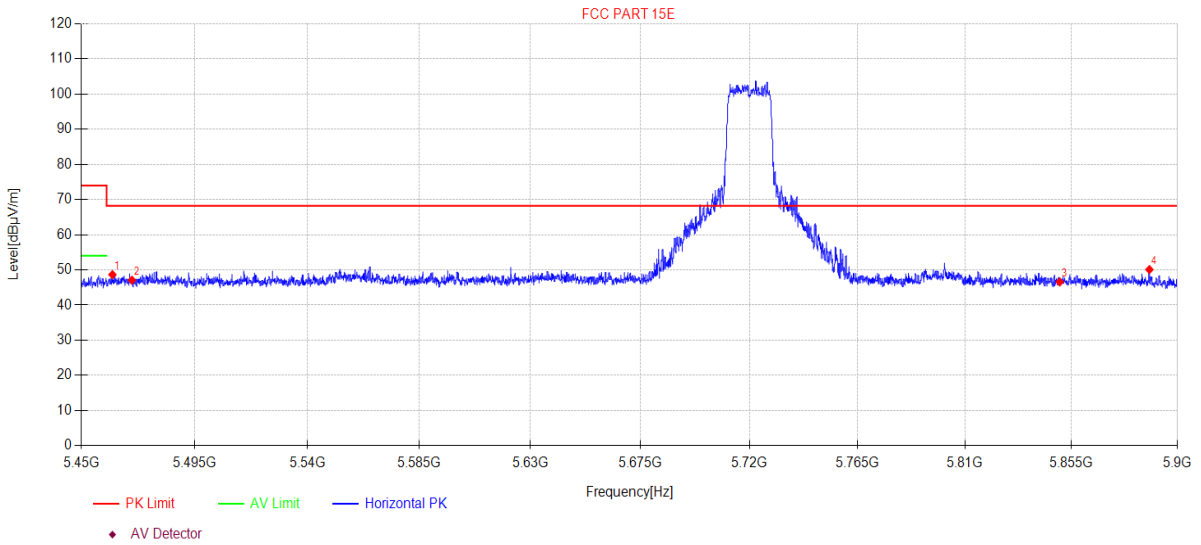
Note:

1. Level = Reading + Cable loss + Antenna Factor + AMP
2. If Peak Result complies with AV limit, AV Result is deemed to comply with AV limit.
3. Test setup: RBW: 1 MHz, VBW: 3 MHz, Sweep time: auto.

TR-4-E-009 Radiated Emission Test Result

Test Date: 2024-01-16 **Tested By:** Bairong
EUT: Dynalink 4K Streaming Box **Model Number:** DL-GT36
Test Mode: 11AC20MIMO TX 5720MHz **Power Supply:** AC 120V/60Hz
Condition: Temp:23.4°C;Humi:64.2% **Test Site:** DDT 3# Chamber
File Path: d:\ts\2024 report data\Q23041927-2E DL-GT36\FCC ABOVE 1G 5GWIFI\87
Memo: Sample Number:S23041927-06 Power Setting:80

Test Graph



Data List										
N O.	Freq. [MHz]	Reading [dBµV/m]	Antenna Factor [dB]	Cable loss [dB]	AMP [dB]	Level [dBµV/m]	Limit [dBµV/m]	Margin [dB]	Detector	Polarity
1	5462.29	9.91	33.00	5.74	0.00	48.65	68.20	19.55	PK	Horizontal
2	5470.00	8.34	33.00	5.75	0.00	47.09	68.20	21.11	PK	Horizontal
3	5850.00	6.64	34.00	5.94	0.00	46.58	68.20	21.62	PK	Horizontal
4	5888.08	10.06	34.08	5.95	0.00	50.09	68.20	18.11	PK	Horizontal

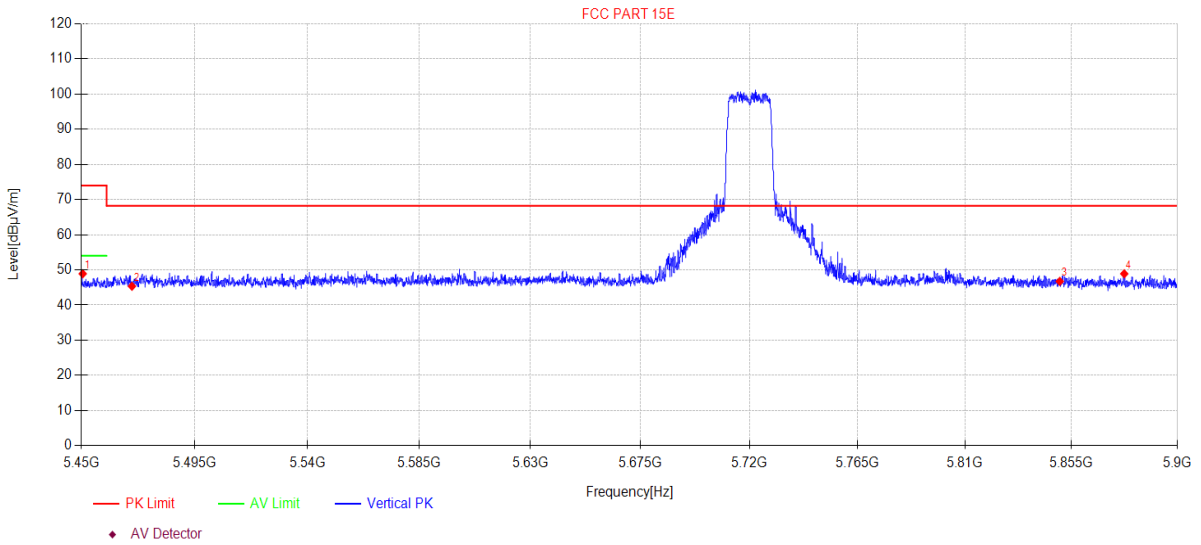
Note:

1. Level = Reading + Cable loss + Antenna Factor + AMP
2. If Peak Result complies with AV limit, AV Result is deemed to comply with AV limit.
3. Test setup: RBW: 1 MHz, VBW: 3 MHz, Sweep time: auto.

TR-4-E-009 Radiated Emission Test Result

Test Date: 2024-01-16 **Tested By:** Bairong
EUT: Dynalink 4K Streaming Box **Model Number:** DL-GT36
Test Mode: 11AC20MIMO TX 5720MHz **Power Supply:** AC 120V/60Hz
Condition: Temp:23.4°C;Humi:64.2% **Test Site:** DDT 3# Chamber
File Path: d:\ts\2024 report data\Q23041927-2E DL-GT36\FCC ABOVE 1G 5GWIFI\88
Memo: Sample Number:S23041927-06 Power Setting:80

Test Graph



Data List										
N O.	Freq. [MHz]	Reading [dBµV/m]	Antenna Factor [dB]	Cable loss [dB]	AMP [dB]	Level [dBµV/m]	Limit [dBµV/m]	Margin [dB]	Detector	Polarity
1	5450.54	10.17	33.00	5.74	0.00	48.91	74.00	25.09	PK	Vertical
2	5470.00	6.60	33.00	5.75	0.00	45.35	68.20	22.85	PK	Vertical
3	5850.00	6.79	34.00	5.94	0.00	46.73	68.20	21.47	PK	Vertical
4	5877.37	8.90	34.05	5.95	0.00	48.90	68.20	19.30	PK	Vertical

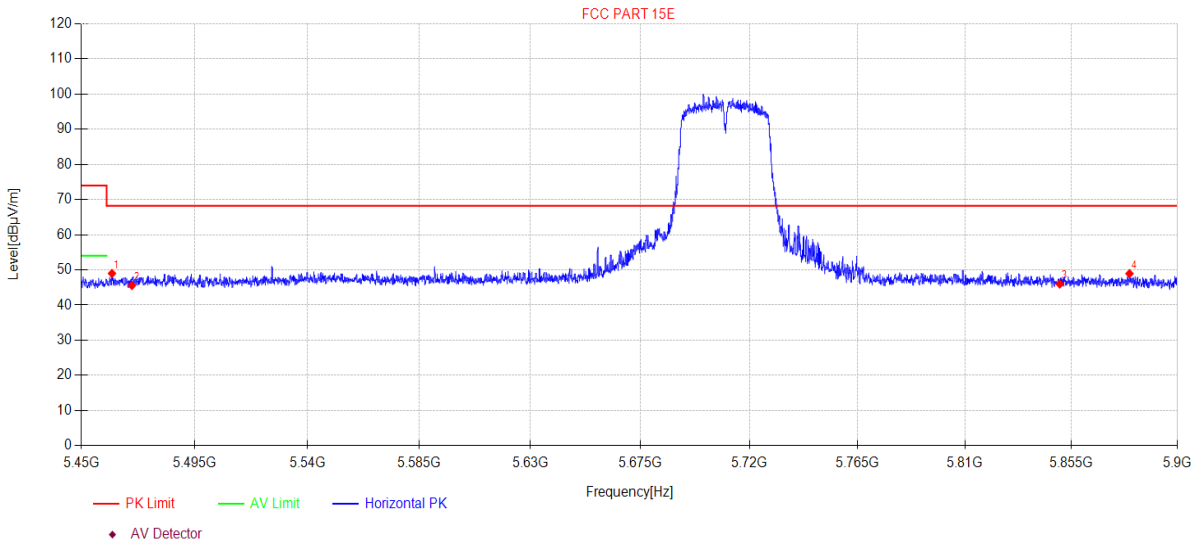
Note:

1. Level = Reading + Cable loss + Antenna Factor + AMP
2. If Peak Result complies with AV limit, AV Result is deemed to comply with AV limit.
3. Test setup: RBW: 1 MHz, VBW: 3 MHz, Sweep time: auto.

TR-4-E-009 Radiated Emission Test Result

Test Date: 2024-01-16 **Tested By:** Bairong
EUT: Dynalink 4K Streaming Box **Model Number:** DL-GT36
Test Mode: 11N40MIMO TX 5710MHz **Power Supply:** AC 120V/60Hz
Condition: Temp:23.4°C;Humi:64.2% **Test Site:** DDT 3# Chamber
File Path: d:\ts\2024 report data\Q23041927-2E DL-GT36\FCC ABOVE 1G 5GWIFI\89
Memo: Sample Number:S23041927-06 Power Setting:70

Test Graph



Data List										
N O.	Freq. [MHz]	Reading [dBµV/m]	Antenna Factor [dB]	Cable loss [dB]	AMP [dB]	Level [dBµV/m]	Limit [dBµV/m]	Margin [dB]	Detector	Polarity
1	5462.11	10.25	33.00	5.74	0.00	48.99	68.20	19.21	PK	Horizontal
2	5470.00	6.83	33.00	5.75	0.00	45.58	68.20	22.62	PK	Horizontal
3	5850.00	6.05	34.00	5.94	0.00	45.99	68.20	22.21	PK	Horizontal
4	5879.62	8.93	34.06	5.95	0.00	48.94	68.20	19.26	PK	Horizontal

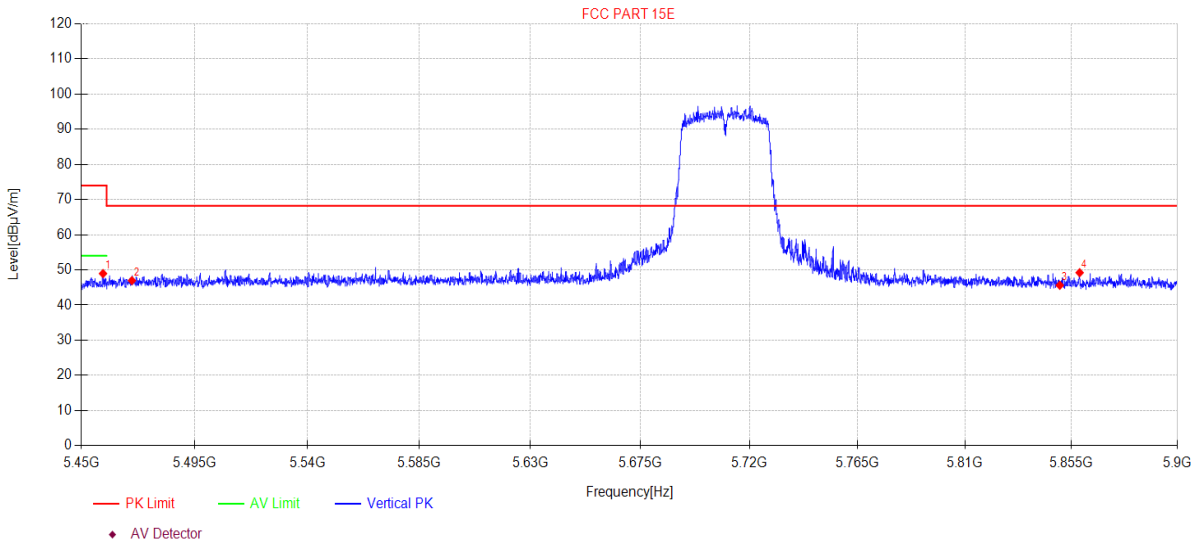
Note:

1. Level = Reading + Cable loss + Antenna Factor + AMP
2. If Peak Result complies with AV limit, AV Result is deemed to comply with AV limit.
3. Test setup: RBW: 1 MHz, VBW: 3 MHz, Sweep time: auto.

TR-4-E-009 Radiated Emission Test Result

Test Date: 2024-01-16 **Tested By:** Bairong
EUT: Dynalink 4K Streaming Box **Model Number:** DL-GT36
Test Mode: 11N40MIMO TX 5710MHz **Power Supply:** AC 120V/60Hz
Condition: Temp:23.4°C;Humi:64.2% **Test Site:** DDT 3# Chamber
File Path: d:\ts\2024 report data\Q23041927-2E DL-GT36\FCC ABOVE 1G 5GWIFI\90
Memo: Sample Number:S23041927-06 Power Setting:70

Test Graph



Data List										
N O.	Freq. [MHz]	Reading [dBµV/m]	Antenna Factor [dB]	Cable loss [dB]	AMP [dB]	Level [dBµV/m]	Limit [dBµV/m]	Margin [dB]	Detector	Polarity
1	5458.55	10.21	33.00	5.74	0.00	48.95	74.00	25.05	PK	Vertical
2	5470.00	8.21	33.00	5.75	0.00	46.96	68.20	21.24	PK	Vertical
3	5850.00	5.69	34.00	5.94	0.00	45.63	68.20	22.57	PK	Vertical
4	5858.42	9.25	34.02	5.94	0.00	49.21	68.20	18.99	PK	Vertical

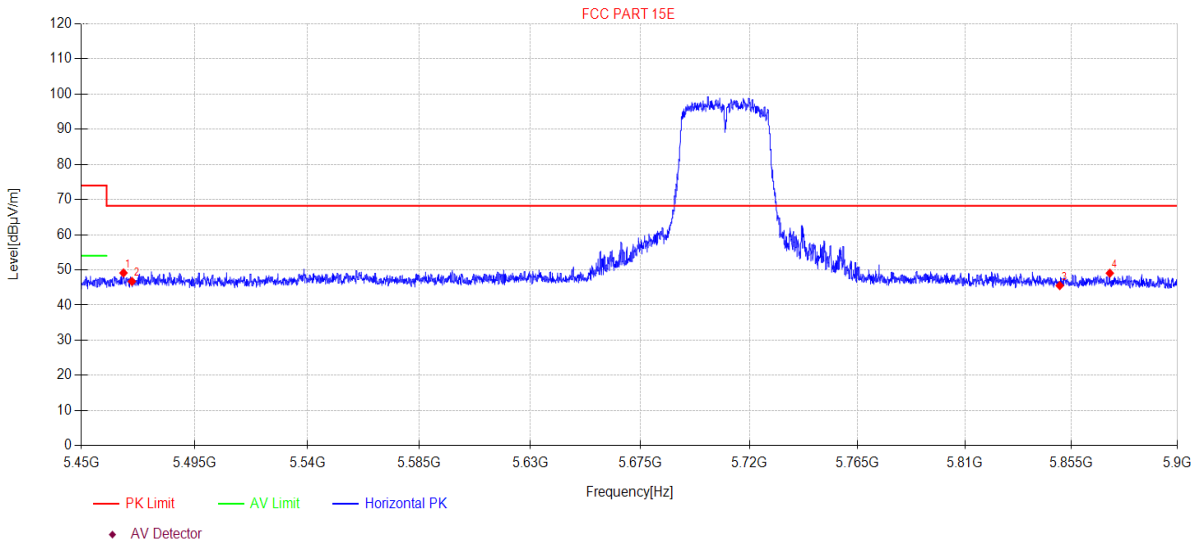
Note:

1. Level = Reading + Cable loss + Antenna Factor + AMP
2. If Peak Result complies with AV limit, AV Result is deemed to comply with AV limit.
3. Test setup: RBW: 1 MHz, VBW: 3 MHz, Sweep time: auto.

TR-4-E-009 Radiated Emission Test Result

Test Date: 2024-01-16 **Tested By:** Bairong
EUT: Dynalink 4K Streaming Box **Model Number:** DL-GT36
Test Mode: 11AC40MIMO TX 5710MHz **Power Supply:** AC 120V/60Hz
Condition: Temp:23.4°C;Humi:64.2% **Test Site:** DDT 3# Chamber
File Path: d:\ts\2024 report data\Q23041927-2E DL-GT36\FCC ABOVE 1G 5GWIFI\91
Memo: Sample Number:S23041927-06 Power Setting:70

Test Graph



Data List										
N O.	Freq. [MHz]	Reading [dBµV/m]	Antenna Factor [dB]	Cable loss [dB]	AMP [dB]	Level [dBµV/m]	Limit [dBµV/m]	Margin [dB]	Detector	Polarity
1	5466.65	10.40	33.00	5.74	0.00	49.14	68.20	19.06	PK	Horizontal
2	5470.00	7.97	33.00	5.75	0.00	46.72	68.20	21.48	PK	Horizontal
3	5850.00	5.60	34.00	5.94	0.00	45.54	68.20	22.66	PK	Horizontal
4	5871.25	9.08	34.04	5.95	0.00	49.07	68.20	19.13	PK	Horizontal

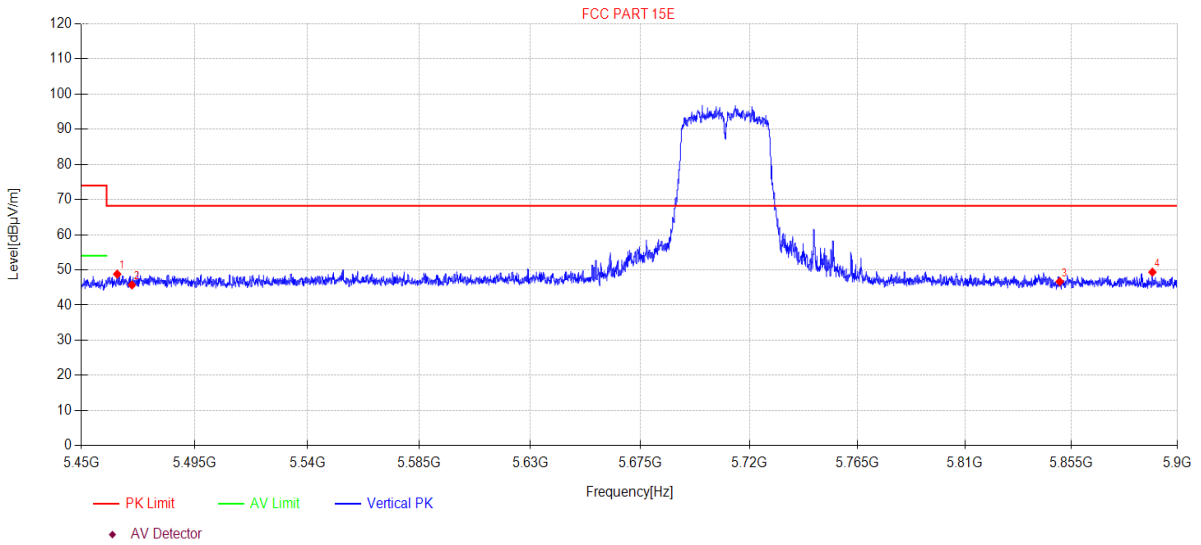
Note:

1. Level = Reading + Cable loss + Antenna Factor + AMP
2. If Peak Result complies with AV limit, AV Result is deemed to comply with AV limit.
3. Test setup: RBW: 1 MHz, VBW: 3 MHz, Sweep time: auto.

TR-4-E-009 Radiated Emission Test Result

Test Date: 2024-01-16 **Tested By:** Bairong
EUT: Dynalink 4K Streaming Box **Model Number:** DL-GT36
Test Mode: 11AC40MIMO TX 5710MHz **Power Supply:** AC 120V/60Hz
Condition: Temp:23.4°C;Humi:64.2% **Test Site:** DDT 3# Chamber
File Path: d:\ts\2024 report data\Q23041927-2E DL-GT36\FCC ABOVE 1G 5GWIFI\92
Memo: Sample Number:S23041927-06 Power Setting:70

Test Graph



Data List										
N O.	Freq. [MHz]	Reading [dBµV/m]	Antenna Factor [dB]	Cable loss [dB]	AMP [dB]	Level [dBµV/m]	Limit [dBµV/m]	Margin [dB]	Detector	Polarity
1	5464.18	10.06	33.00	5.74	0.00	48.80	68.20	19.40	PK	Vertical
2	5470.00	6.97	33.00	5.75	0.00	45.72	68.20	22.48	PK	Vertical
3	5850.00	6.74	34.00	5.94	0.00	46.68	68.20	21.52	PK	Vertical
4	5889.38	9.34	34.08	5.95	0.00	49.37	68.20	18.83	PK	Vertical

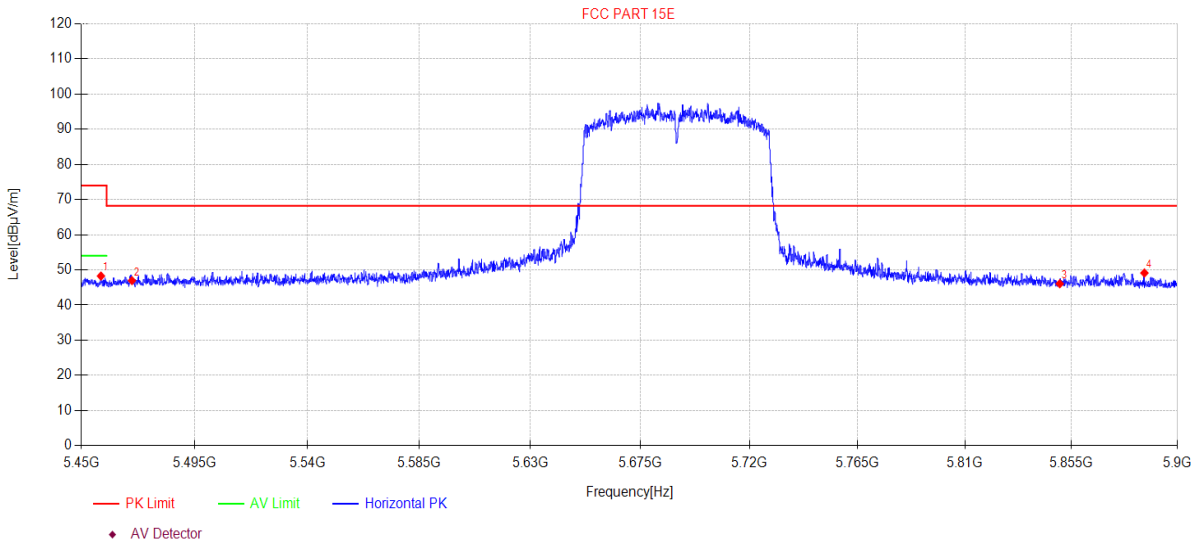
Note:

1. Level = Reading + Cable loss + Antenna Factor + AMP
2. If Peak Result complies with AV limit, AV Result is deemed to comply with AV limit.
3. Test setup: RBW: 1 MHz, VBW: 3 MHz, Sweep time: auto.

TR-4-E-009 Radiated Emission Test Result

Test Date: 2024-01-16 **Tested By:** Bairong
EUT: Dynalink 4K Streaming Box **Model Number:** DL-GT36
Test Mode: 11AC80MIMO TX 5690MHz **Power Supply:** AC 120V/60Hz
Condition: Temp:23.4°C;Humi:64.2% **Test Site:** DDT 3# Chamber
File Path: d:\ts\2024 report data\Q23041927-2E DL-GT36\FCC ABOVE 1G 5GWIFI\93
Memo: Sample Number:S23041927-06 Power Setting:70

Test Graph



Data List										
N O.	Freq. [MHz]	Reading [dBµV/m]	Antenna Factor [dB]	Cable loss [dB]	AMP [dB]	Level [dBµV/m]	Limit [dBµV/m]	Margin [dB]	Detector	Polarity
1	5457.74	9.52	33.00	5.74	0.00	48.26	74.00	25.74	PK	Horizontal
2	5470.00	8.21	33.00	5.75	0.00	46.96	68.20	21.24	PK	Horizontal
3	5850.00	6.12	34.00	5.94	0.00	46.06	68.20	22.14	PK	Horizontal
4	5885.96	9.11	34.07	5.95	0.00	49.13	68.20	19.07	PK	Horizontal

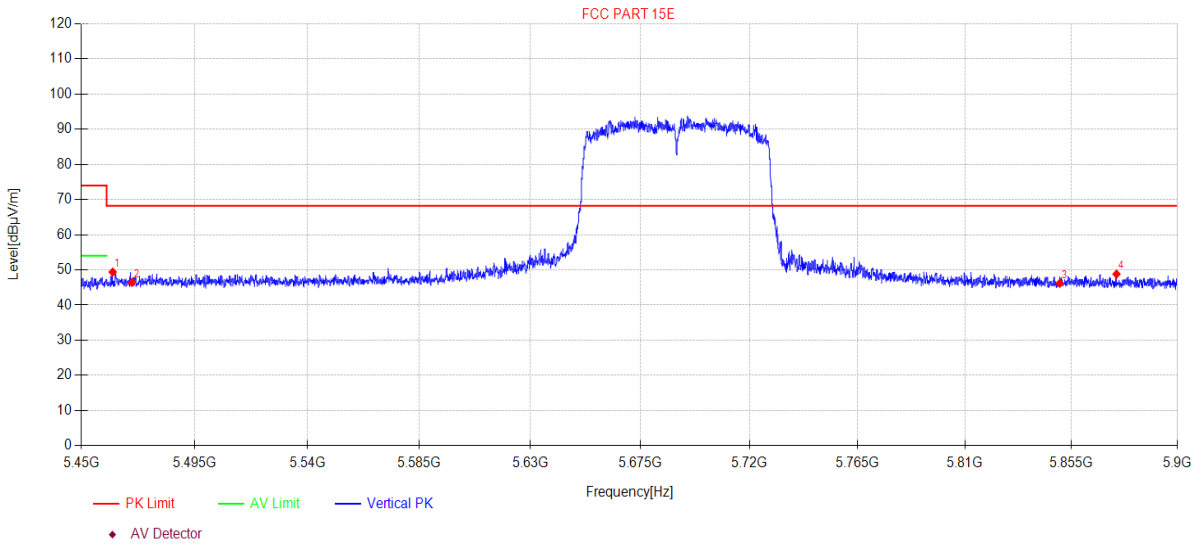
Note:

1. Level = Reading + Cable loss + Antenna Factor + AMP
2. If Peak Result complies with AV limit, AV Result is deemed to comply with AV limit.
3. Test setup: RBW: 1 MHz, VBW: 3 MHz, Sweep time: auto.

TR-4-E-009 Radiated Emission Test Result

Test Date: 2024-01-16 **Tested By:** Bairong
EUT: Dynalink 4K Streaming Box **Model Number:** DL-GT36
Test Mode: 11AC80MIMO TX 5690MHz **Power Supply:** AC 120V/60Hz
Condition: Temp:23.4°C;Humi:64.2% **Test Site:** DDT 3# Chamber
File Path: d:\ts\2024 report data\Q23041927-2E DL-GT36\FCC ABOVE 1G 5GWIFI\94
Memo: Sample Number:S23041927-06 Power Setting:70

Test Graph



Data List										
N O.	Freq. [MHz]	Reading [dBµV/m]	Antenna Factor [dB]	Cable loss [dB]	AMP [dB]	Level [dBµV/m]	Limit [dBµV/m]	Margin [dB]	Detector	Polarity
1	5462.38	10.66	33.00	5.74	0.00	49.40	68.20	18.80	PK	Vertical
2	5470.00	7.68	33.00	5.75	0.00	46.43	68.20	21.77	PK	Vertical
3	5850.00	6.26	34.00	5.94	0.00	46.20	68.20	22.00	PK	Vertical
4	5874.08	8.81	34.05	5.95	0.00	48.81	68.20	19.39	PK	Vertical

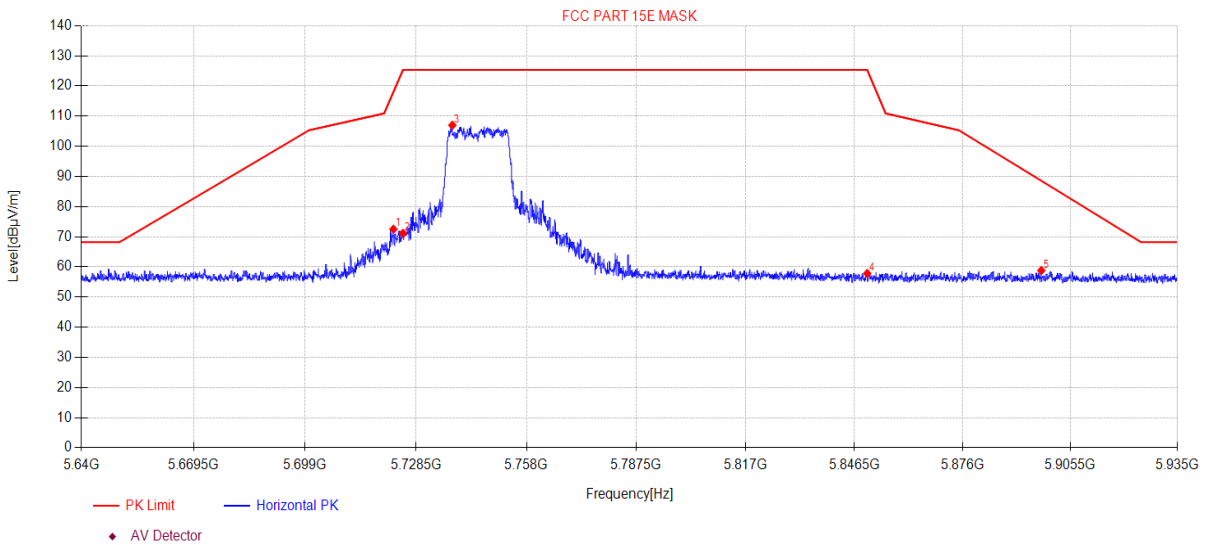
Note:

- Level = Reading + Cable loss + Antenna Factor + AMP
- If Peak Result complies with AV limit, AV Result is deemed to comply with AV limit.
- Test setup: RBW: 1 MHz, VBW: 3 MHz, Sweep time: auto.

TR-4-E-009 Radiated Emission Test Result

Test Date: 2024-01-16 **Tested By:** Bairong
EUT: Dynalink 4K Streaming Box **Model Number:** DL-GT36
Test Mode: 11A ANT1 TX 5745MHz **Power Supply:** AC 120V/60Hz
Condition: Temp:23.4°C;Humi:64.2% **Test Site:** DDT 3# Chamber
File Path: d:\ts\2024 report data\Q23041927-2E DL-GT36\FCC ABOVE 1G 5.8WiFi\7
Memo: Sample Number:S23041927-06 Power Setting:NA

Test Graph



Data List

N O.	Freq. [MHz]	Reading [dBμV/m]	Antenna Factor [dB]	Cable loss [dB]	AMP [dB]	Level [dBμV/m]	Limit [dBμV/m]	Margin [dB]	Detector	Polarity
1	5722.48	32.91	33.73	5.87	0.00	72.51	118.05	45.54	PK	Horizontal
2	5725.00	31.51	33.75	5.87	0.00	71.13	125.30	54.17	PK	Horizontal
3	5738.18	67.26	33.83	5.88	0.00	106.97	125.30	18.33	PK	Horizontal
4	5850.00	17.89	34.00	5.94	0.00	57.83	125.27	67.44	PK	Horizontal
5	5897.56	18.73	34.10	5.96	0.00	58.79	88.56	29.77	PK	Horizontal

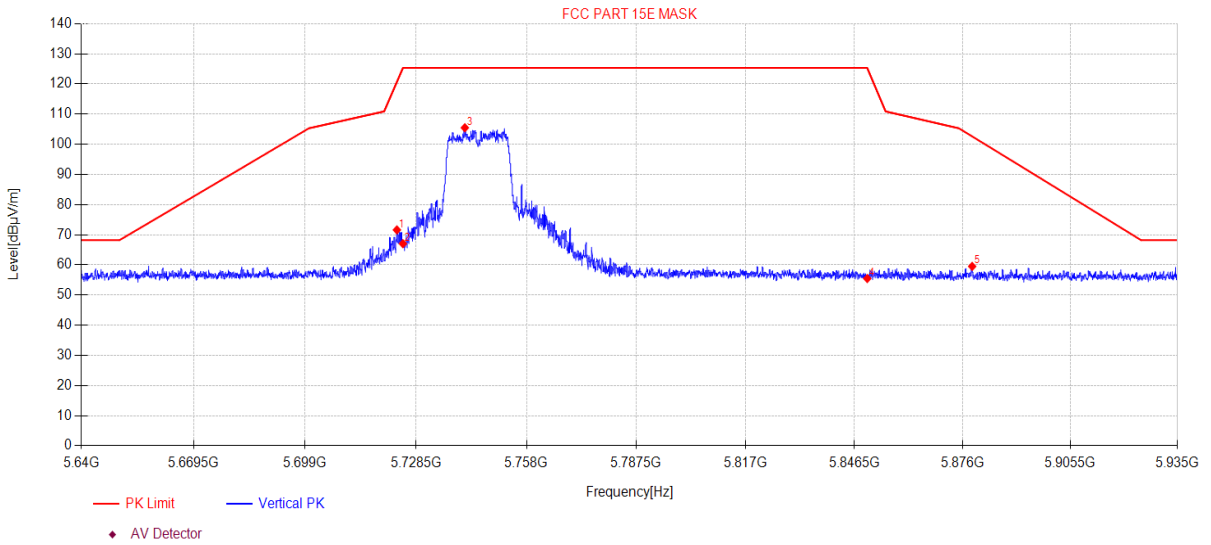
Note:

1. Level = Reading + Cable loss + Antenna Factor + AMP
2. If Peak Result complies with AV limit, AV Result is deemed to comply with AV limit.
3. Test setup: RBW: 1 MHz, VBW: 3 MHz, Sweep time: auto.

TR-4-E-009 Radiated Emission Test Result

Test Date: 2024-01-16 **Tested By:** Bairong
EUT: Dynalink 4K Streaming Box **Model Number:** DL-GT36
Test Mode: 11A ANT1 TX 5745MHz **Power Supply:** AC 120V/60Hz
Condition: Temp:23.4°C;Humi:64.2% **Test Site:** DDT 3# Chamber
File Path: d:\ts\2024 report data\Q23041927-2E DL-GT36\FCC ABOVE 1G 5.8GWiFi\8
Memo: Sample Number:S23041927-06 Power Setting:NA

Test Graph



Data List										
N O.	Freq. [MHz]	Reading [dBµV/m]	Antenna Factor [dB]	Cable loss [dB]	AMP [dB]	Level [dBµV/m]	Limit [dBµV/m]	Margin [dB]	Detector	Polarity
1	5723.40	31.98	33.74	5.87	0.00	71.59	120.68	49.09	PK	Vertical
2	5725.00	27.42	33.75	5.87	0.00	67.04	125.30	58.26	PK	Vertical
3	5741.51	65.75	33.85	5.88	0.00	105.48	125.30	19.82	PK	Vertical
4	5850.00	15.54	34.00	5.94	0.00	55.48	125.27	69.79	PK	Vertical
5	5878.63	19.50	34.06	5.95	0.00	59.51	102.61	43.10	PK	Vertical

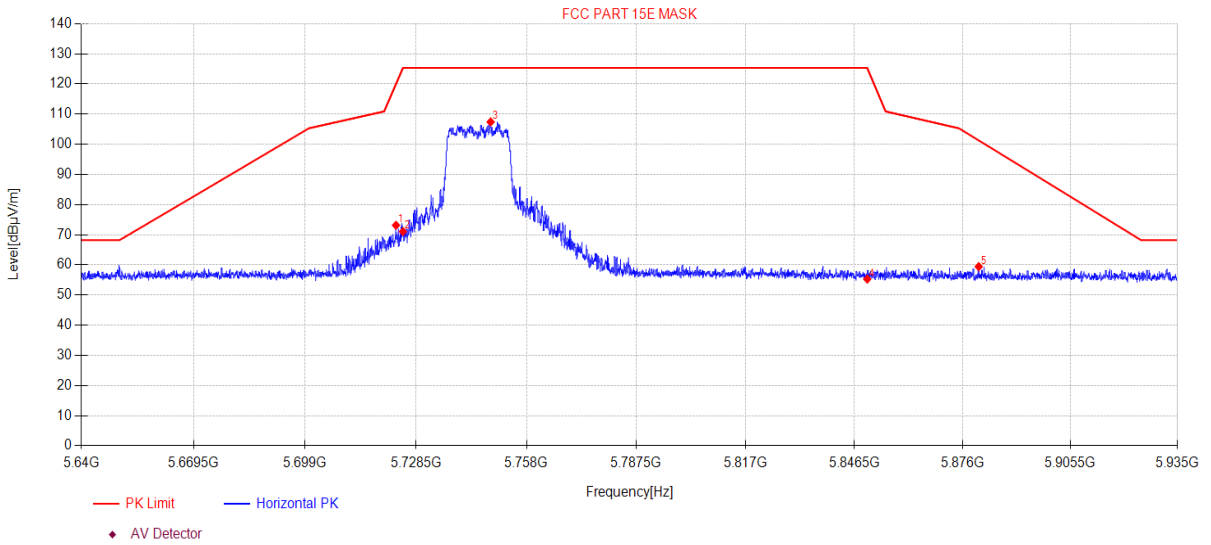
Note:

1. Level = Reading + Cable loss + Antenna Factor + AMP
2. If Peak Result complies with AV limit, AV Result is deemed to comply with AV limit.
3. Test setup: RBW: 1 MHz, VBW: 3 MHz, Sweep time: auto.

TR-4-E-009 Radiated Emission Test Result

Test Date: 2024-01-16 **Tested By:** Bairong
EUT: Dynalink 4K Streaming Box **Model Number:** DL-GT36
Test Mode: 11A ANT2 TX 5745MHz **Power Supply:** AC 120V/60Hz
Condition: Temp:23.4°C;Humi:64.2% **Test Site:** DDT 3# Chamber
File Path: d:\ts\2024 report data\Q23041927-2E DL-GT36\FCC ABOVE 1G 5.8WIFI\9
Memo: Sample Number:S23041927-06 Power Setting:NA

Test Graph



Data List										
N O.	Freq. [MHz]	Reading [dBµV/m]	Antenna Factor [dB]	Cable loss [dB]	AMP [dB]	Level [dBµV/m]	Limit [dBµV/m]	Margin [dB]	Detector	Polarity
1	5723.16	33.53	33.74	5.87	0.00	73.14	120.00	46.86	PK	Horizontal
2	5725.00	31.43	33.75	5.87	0.00	71.05	125.30	54.25	PK	Horizontal
3	5748.41	67.63	33.89	5.88	0.00	107.40	125.30	17.90	PK	Horizontal
4	5850.00	15.36	34.00	5.94	0.00	55.30	125.27	69.97	PK	Horizontal
5	5880.43	19.41	34.06	5.95	0.00	59.42	101.27	41.85	PK	Horizontal

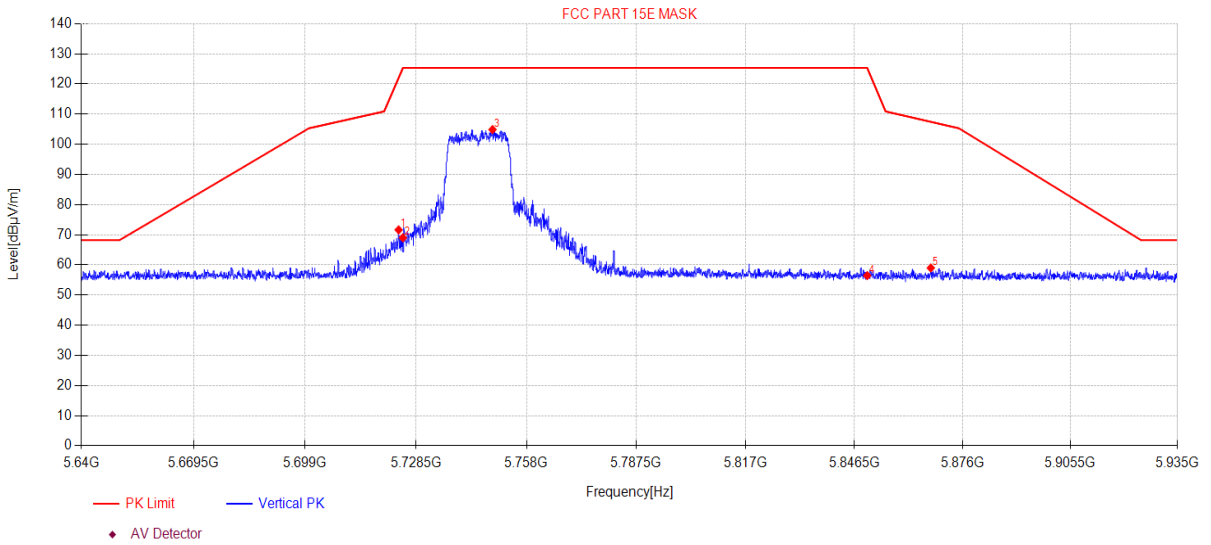
Note:

1. Level = Reading + Cable loss + Antenna Factor + AMP
2. If Peak Result complies with AV limit, AV Result is deemed to comply with AV limit.
3. Test setup: RBW: 1 MHz, VBW: 3 MHz, Sweep time: auto.

TR-4-E-009 Radiated Emission Test Result

Test Date: 2024-01-16 **Tested By:** Bairong
EUT: Dynalink 4K Streaming Box **Model Number:** DL-GT36
Test Mode: 11A ANT2 TX 5745MHz **Power Supply:** AC 120V/60Hz
Condition: Temp:23.4°C;Humi:64.2% **Test Site:** DDT 3# Chamber
File Path: d:\ts\2024 report data\Q23041927-2E DL-GT36\FCC ABOVE 1G 5.8GWIFI\10
Memo: Sample Number:S23041927-06 Power Setting:NA

Test Graph



Data List										
N O.	Freq. [MHz]	Reading [dBµV/m]	Antenna Factor [dB]	Cable loss [dB]	AMP [dB]	Level [dBµV/m]	Limit [dBµV/m]	Margin [dB]	Detector	Polarity
1	5723.87	31.99	33.74	5.87	0.00	71.60	122.04	50.44	PK	Vertical
2	5725.00	29.37	33.75	5.87	0.00	68.99	125.30	56.31	PK	Vertical
3	5748.91	65.11	33.89	5.88	0.00	104.88	125.30	20.42	PK	Vertical
4	5850.00	16.52	34.00	5.94	0.00	56.46	125.27	68.81	PK	Vertical
5	5867.33	19.02	34.03	5.94	0.00	58.99	107.45	48.46	PK	Vertical

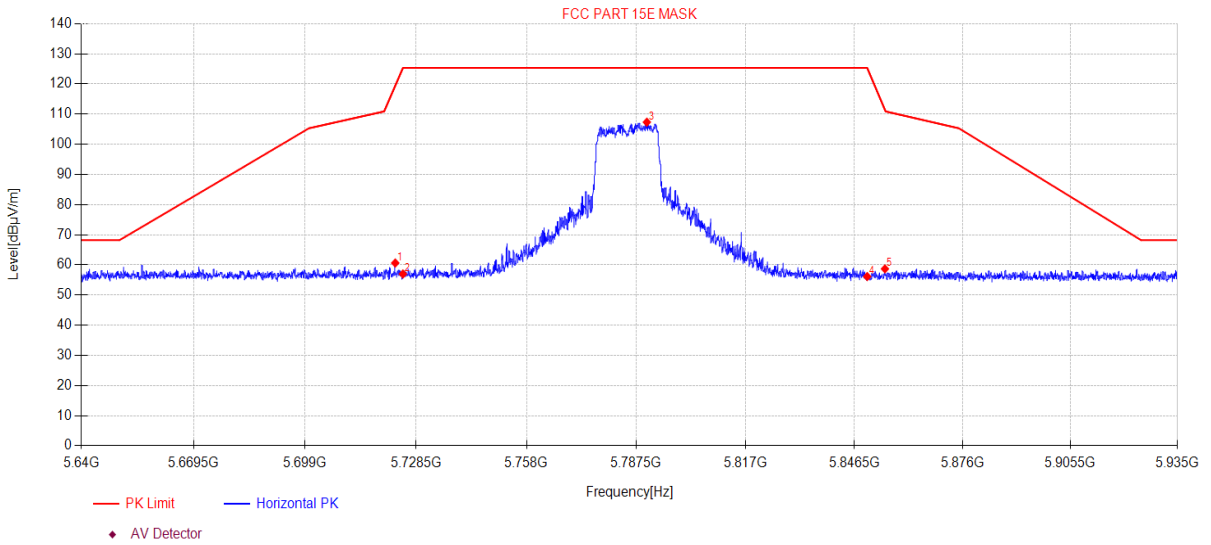
Note:

1. Level = Reading + Cable loss + Antenna Factor + AMP
2. If Peak Result complies with AV limit, AV Result is deemed to comply with AV limit.
3. Test setup: RBW: 1 MHz, VBW: 3 MHz, Sweep time: auto.

TR-4-E-009 Radiated Emission Test Result

Test Date: 2024-01-16 **Tested By:** Bairong
EUT: Dynalink 4K Streaming Box **Model Number:** DL-GT36
Test Mode: 11A ANT1 TX 5785MHz **Power Supply:** AC 120V/60Hz
Condition: Temp:23.4°C;Humi:64.2% **Test Site:** DDT 3# Chamber
File Path: d:\ts\2024 report data\Q23041927-2E DL-GT36\FCC ABOVE 1G 5.8GWIFI\11
Memo: Sample Number:S23041927-06 Power Setting:NA

Test Graph



Data List										
N O.	Freq. [MHz]	Reading [dBµV/m]	Antenna Factor [dB]	Cable loss [dB]	AMP [dB]	Level [dBµV/m]	Limit [dBµV/m]	Margin [dB]	Detector	Polarity
1	5722.95	21.01	33.74	5.87	0.00	60.62	119.41	58.79	PK	Horizontal
2	5725.00	17.36	33.75	5.87	0.00	56.98	125.30	68.32	PK	Horizontal
3	5790.33	67.29	34.14	5.91	0.00	107.34	125.30	17.96	PK	Horizontal
4	5850.00	16.19	34.00	5.94	0.00	56.13	125.27	69.14	PK	Horizontal
5	5854.82	18.73	34.01	5.94	0.00	58.68	111.42	52.74	PK	Horizontal

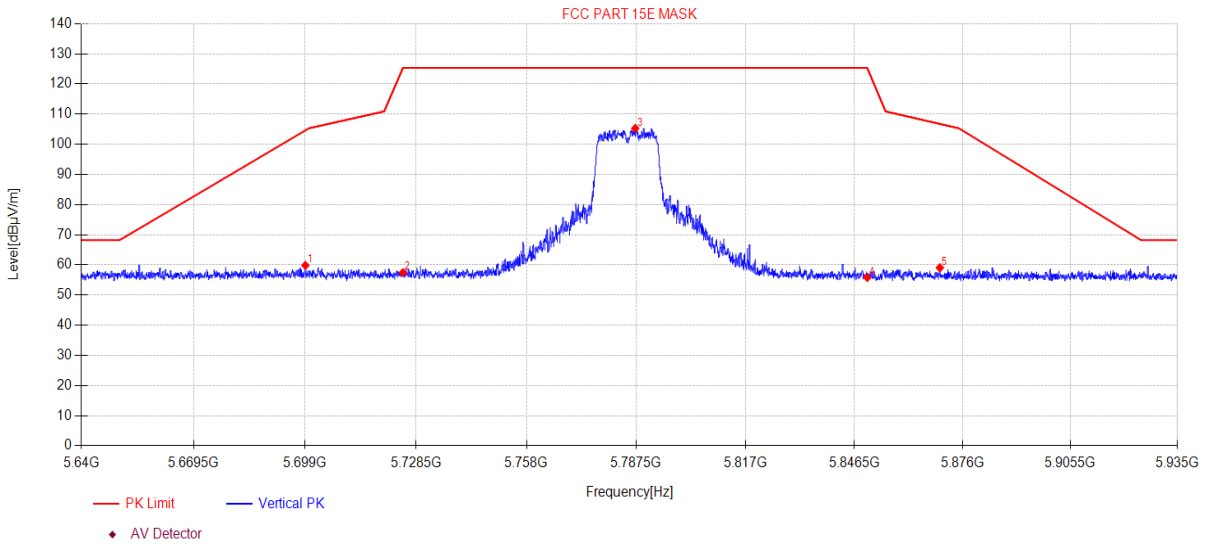
Note:

1. Level = Reading + Cable loss + Antenna Factor + AMP
2. If Peak Result complies with AV limit, AV Result is deemed to comply with AV limit.
3. Test setup: RBW: 1 MHz, VBW: 3 MHz, Sweep time: auto.

TR-4-E-009 Radiated Emission Test Result

Test Date: 2024-01-16 **Tested By:** Bairong
EUT: Dynalink 4K Streaming Box **Model Number:** DL-GT36
Test Mode: 11A ANT1 TX 5785MHz **Power Supply:** AC 120V/60Hz
Condition: Temp:23.4°C;Humi:64.2% **Test Site:** DDT 3# Chamber
File Path: d:\ts\2024 report data\Q23041927-2E DL-GT36\FCC ABOVE 1G 5.8GWiFi\12
Memo: Sample Number:S23041927-06 Power Setting:NA

Test Graph



Data List										
N O.	Freq. [MHz]	Reading [dBµV/m]	Antenna Factor [dB]	Cable loss [dB]	AMP [dB]	Level [dBµV/m]	Limit [dBµV/m]	Margin [dB]	Detector	Polarity
1	5699.09	20.37	33.60	5.86	0.00	59.83	104.62	44.79	PK	Vertical
2	5725.00	17.80	33.75	5.87	0.00	57.42	125.30	67.88	PK	Vertical
3	5787.21	65.25	34.12	5.90	0.00	105.27	125.30	20.03	PK	Vertical
4	5850.00	15.88	34.00	5.94	0.00	55.82	125.27	69.45	PK	Vertical
5	5869.81	19.07	34.04	5.94	0.00	59.05	106.75	47.70	PK	Vertical

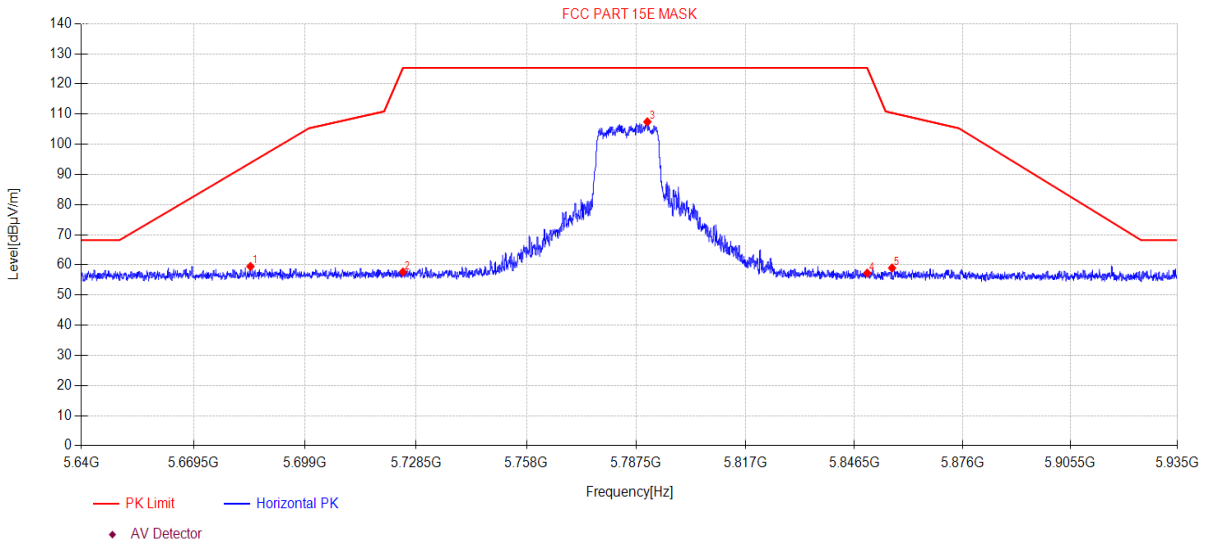
Note:

1. Level = Reading + Cable loss + Antenna Factor + AMP
2. If Peak Result complies with AV limit, AV Result is deemed to comply with AV limit.
3. Test setup: RBW: 1 MHz, VBW: 3 MHz, Sweep time: auto.

TR-4-E-009 Radiated Emission Test Result

Test Date: 2024-01-16 **Tested By:** Bairong
EUT: Dynalink 4K Streaming Box **Model Number:** DL-GT36
Test Mode: 11A ANT2 TX 5785MHz **Power Supply:** AC 120V/60Hz
Condition: Temp:23.4°C;Humi:64.2% **Test Site:** DDT 3# Chamber
File Path: d:\ts\2024 report data\Q23041927-2E DL-GT36\FCC ABOVE 1G 5.8GWIFI\13
Memo: Sample Number:S23041927-06 Power Setting:NA

Test Graph



Data List										
N O.	Freq. [MHz]	Reading [dBµV/m]	Antenna Factor [dB]	Cable loss [dB]	AMP [dB]	Level [dBµV/m]	Limit [dBµV/m]	Margin [dB]	Detector	Polarity
1	5684.55	20.09	33.54	5.85	0.00	59.48	93.83	34.35	PK	Horizontal
2	5725.00	18.01	33.75	5.87	0.00	57.63	125.30	67.67	PK	Horizontal
3	5790.48	67.38	34.14	5.91	0.00	107.43	125.30	17.87	PK	Horizontal
4	5850.00	17.33	34.00	5.94	0.00	57.27	125.27	68.00	PK	Horizontal
5	5856.77	19.01	34.01	5.94	0.00	58.96	110.41	51.45	PK	Horizontal

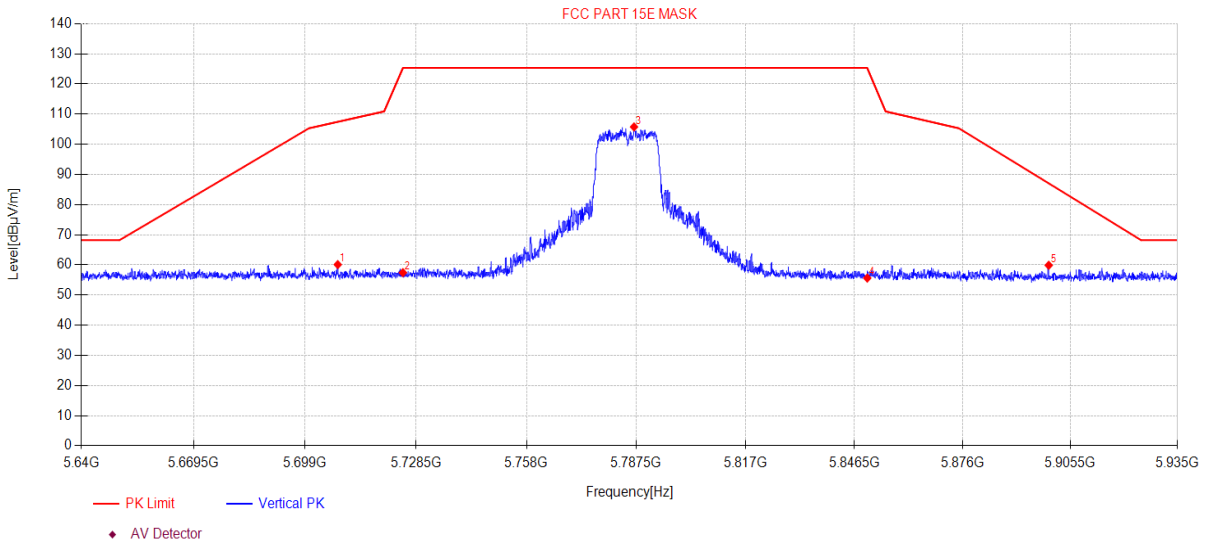
Note:

1. Level = Reading + Cable loss + Antenna Factor + AMP
2. If Peak Result complies with AV limit, AV Result is deemed to comply with AV limit.
3. Test setup: RBW: 1 MHz, VBW: 3 MHz, Sweep time: auto.

TR-4-E-009 Radiated Emission Test Result

Test Date: 2024-01-16 **Tested By:** Bairong
EUT: Dynalink 4K Streaming Box **Model Number:** DL-GT36
Test Mode: 11A ANT2 TX 5785MHz **Power Supply:** AC 120V/60Hz
Condition: Temp:23.4°C;Humi:64.2% **Test Site:** DDT 3# Chamber
File Path: d:\ts\2024 report data\Q23041927-2E DL-GT36\FCC ABOVE 1G 5.8GWIFI\14
Memo: Sample Number:S23041927-06 Power Setting:NA

Test Graph



Data List										
N O.	Freq. [MHz]	Reading [dBµV/m]	Antenna Factor [dB]	Cable loss [dB]	AMP [dB]	Level [dBµV/m]	Limit [dBµV/m]	Margin [dB]	Detector	Polarity
1	5707.67	20.58	33.65	5.86	0.00	60.09	107.45	47.36	PK	Vertical
2	5725.00	17.80	33.75	5.87	0.00	57.42	125.30	67.88	PK	Vertical
3	5786.88	65.73	34.12	5.90	0.00	105.75	125.30	19.55	PK	Vertical
4	5850.00	15.70	34.00	5.94	0.00	55.64	125.27	69.63	PK	Vertical
5	5899.60	19.81	34.10	5.96	0.00	59.87	87.05	27.18	PK	Vertical

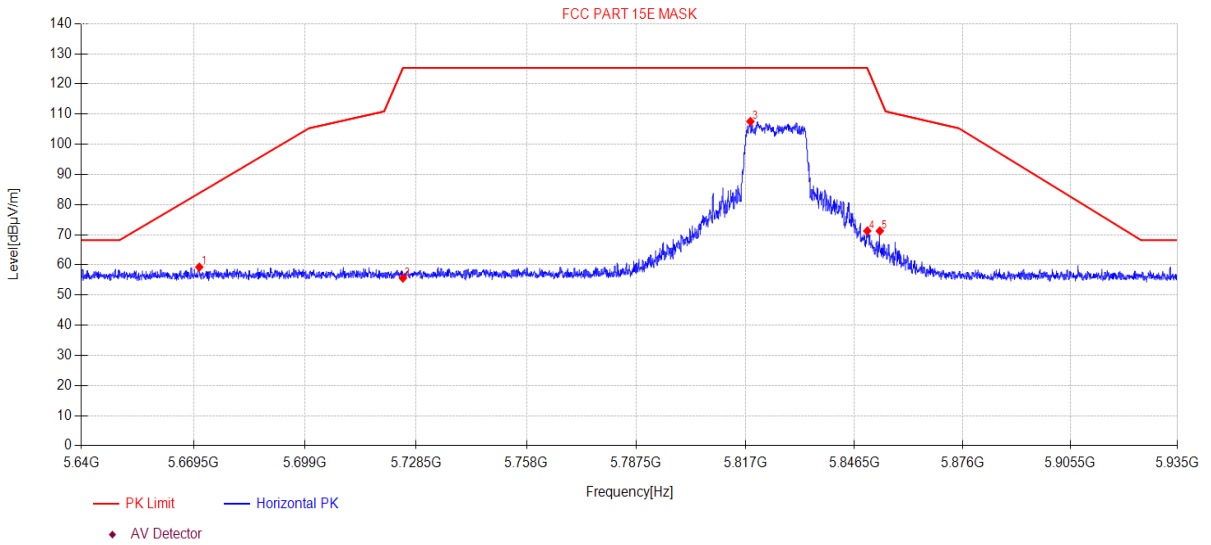
Note:

1. Level = Reading + Cable loss + Antenna Factor + AMP
2. If Peak Result complies with AV limit, AV Result is deemed to comply with AV limit.
3. Test setup: RBW: 1 MHz, VBW: 3 MHz, Sweep time: auto.

TR-4-E-009 Radiated Emission Test Result

Test Date: 2024-01-16 **Tested By:** Bairong
EUT: Dynalink 4K Streaming Box **Model Number:** DL-GT36
Test Mode: 11A ANT1 TX 5825MHz **Power Supply:** AC 120V/60Hz
Condition: Temp:23.4°C;Humi:64.2% **Test Site:** DDT 3# Chamber
File Path: d:\ts\2024 report data\Q23041927-2E DL-GT36\FCC ABOVE 1G 5.8GWIFI\15
Memo: Sample Number:S23041927-06 Power Setting:NA

Test Graph



Data List										
N O.	Freq. [MHz]	Reading [dBµV/m]	Antenna Factor [dB]	Cable loss [dB]	AMP [dB]	Level [dBµV/m]	Limit [dBµV/m]	Margin [dB]	Detector	Polarity
1	5671.03	19.93	33.48	5.85	0.00	59.26	83.81	24.55	PK	Horizontal
2	5725.00	15.99	33.75	5.87	0.00	55.61	125.30	69.69	PK	Horizontal
3	5818.30	67.52	34.13	5.92	0.00	107.57	125.30	17.73	PK	Horizontal
4	5850.00	31.30	34.00	5.94	0.00	71.24	125.27	54.03	PK	Horizontal
5	5853.43	31.29	34.01	5.94	0.00	71.24	115.41	44.17	PK	Horizontal

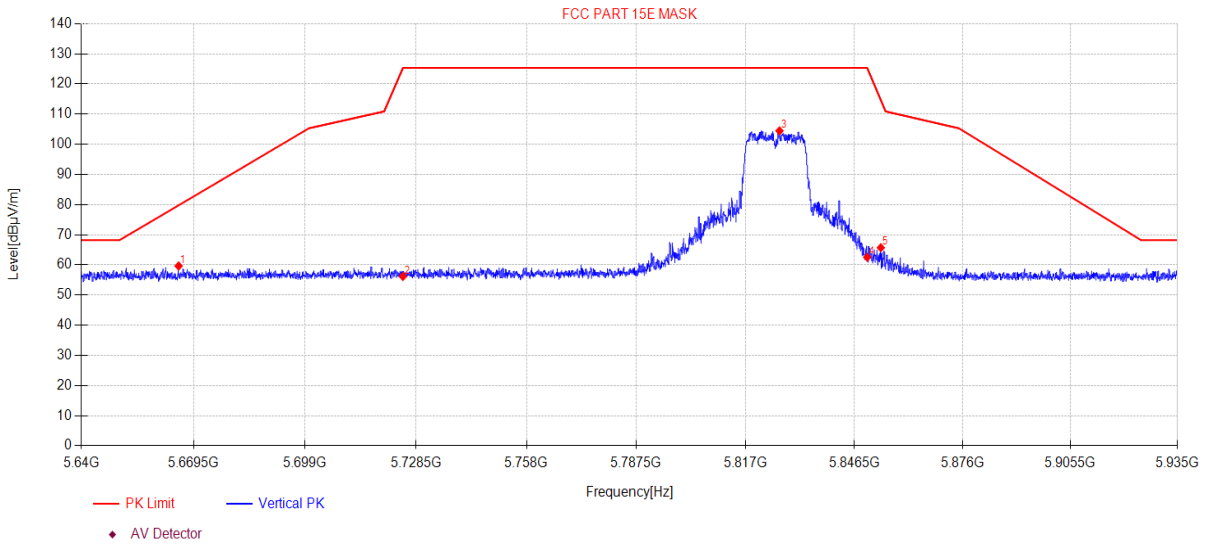
Note:

1. Level = Reading + Cable loss + Antenna Factor + AMP
2. If Peak Result complies with AV limit, AV Result is deemed to comply with AV limit.
3. Test setup: RBW: 1 MHz, VBW: 3 MHz, Sweep time: auto.

TR-4-E-009 Radiated Emission Test Result

Test Date: 2024-01-16 **Tested By:** Bairong
EUT: Dynalink 4K Streaming Box **Model Number:** DL-GT36
Test Mode: 11A ANT1 TX 5825MHz **Power Supply:** AC 120V/60Hz
Condition: Temp:23.4°C;Humi:64.2% **Test Site:** DDT 3# Chamber
File Path: d:\ts\2024 report data\Q23041927-2E DL-GT36\FCC ABOVE 1G 5.8GWIFI\16
Memo: Sample Number:S23041927-06 Power Setting:NA

Test Graph



Data List										
N O.	Freq. [MHz]	Reading [dBµV/m]	Antenna Factor [dB]	Cable loss [dB]	AMP [dB]	Level [dBµV/m]	Limit [dBµV/m]	Margin [dB]	Detector	Polarity
1	5665.58	20.35	33.46	5.84	0.00	59.65	79.76	20.11	PK	Vertical
2	5725.00	16.54	33.75	5.87	0.00	56.16	125.30	69.14	PK	Vertical
3	5826.17	64.44	34.10	5.92	0.00	104.46	125.30	20.84	PK	Vertical
4	5850.00	22.61	34.00	5.94	0.00	62.55	125.27	62.72	PK	Vertical
5	5853.70	25.76	34.01	5.94	0.00	65.71	114.65	48.94	PK	Vertical

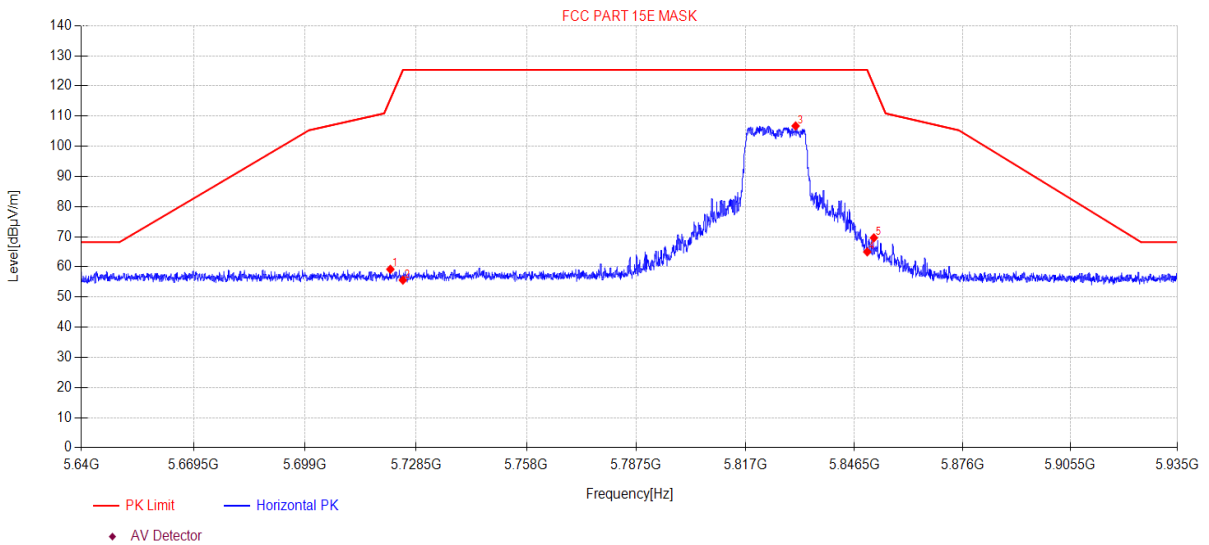
Note:

1. Level = Reading + Cable loss + Antenna Factor + AMP
2. If Peak Result complies with AV limit, AV Result is deemed to comply with AV limit.
3. Test setup: RBW: 1 MHz, VBW: 3 MHz, Sweep time: auto.

TR-4-E-009 Radiated Emission Test Result

Test Date: 2024-01-16 **Tested By:** Bairong
EUT: Dynalink 4K Streaming Box **Model Number:** DL-GT36
Test Mode: 11A ANT2 TX 5825MHz **Power Supply:** AC 120V/60Hz
Condition: Temp:23.4°C;Humi:64.2% **Test Site:** DDT 3# Chamber
File Path: d:\ts\2024 report data\Q23041927-2E DL-GT36\FCC ABOVE 1G 5.8GWIFI\17
Memo: Sample Number:S23041927-06 Power Setting:NA

Test Graph



Data List										
N O.	Freq. [MHz]	Reading [dBμV/m]	Antenna Factor [dB]	Cable loss [dB]	AMP [dB]	Level [dBμV/m]	Limit [dBμV/m]	Margin [dB]	Detector	Polarity
1	5721.66	19.59	33.73	5.87	0.00	59.19	115.67	56.48	PK	Horizontal
2	5725.00	15.99	33.75	5.87	0.00	55.61	125.30	69.69	PK	Horizontal
3	5830.54	66.73	34.08	5.93	0.00	106.74	125.30	18.56	PK	Horizontal
4	5850.00	25.03	34.00	5.94	0.00	64.97	125.27	60.30	PK	Horizontal
5	5851.81	29.70	34.00	5.94	0.00	69.64	120.09	50.45	PK	Horizontal

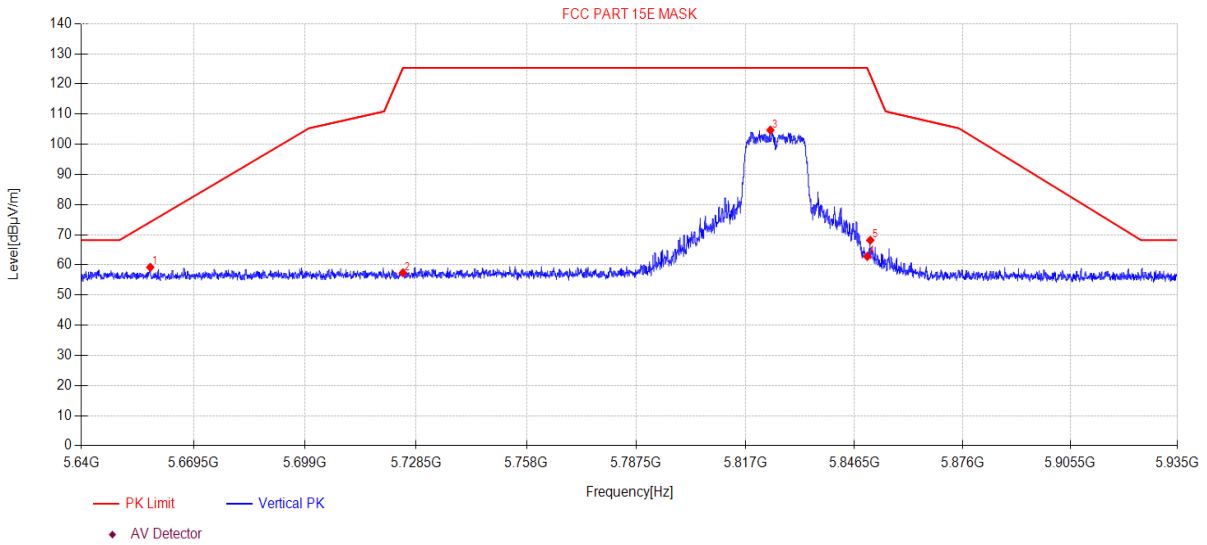
Note:

- Level = Reading + Cable loss + Antenna Factor + AMP
- If Peak Result complies with AV limit, AV Result is deemed to comply with AV limit.
- Test setup: RBW: 1 MHz, VBW: 3 MHz, Sweep time: auto.

TR-4-E-009 Radiated Emission Test Result

Test Date: 2024-01-16 **Tested By:** Bairong
EUT: Dynalink 4K Streaming Box **Model Number:** DL-GT36
Test Mode: 11A ANT2 TX 5825MHz **Power Supply:** AC 120V/60Hz
Condition: Temp:23.4°C;Humi:64.2% **Test Site:** DDT 3# Chamber
File Path: d:\ts\2024 report data\Q23041927-2E DL-GT36\FCC ABOVE 1G 5.8GWIFI\18
Memo: Sample Number:S23041927-06 Power Setting:NA

Test Graph



Data List										
N O.	Freq. [MHz]	Reading [dBµV/m]	Antenna Factor [dB]	Cable loss [dB]	AMP [dB]	Level [dBµV/m]	Limit [dBµV/m]	Margin [dB]	Detector	Polarity
1	5658.11	19.92	33.43	5.84	0.00	59.19	74.22	15.03	PK	Vertical
2	5725.00	17.75	33.75	5.87	0.00	57.37	125.30	67.93	PK	Vertical
3	5823.70	64.67	34.11	5.92	0.00	104.70	125.30	20.60	PK	Vertical
4	5850.00	22.86	34.00	5.94	0.00	62.80	125.27	62.47	PK	Vertical
5	5850.84	28.23	34.00	5.94	0.00	68.17	122.89	54.72	PK	Vertical

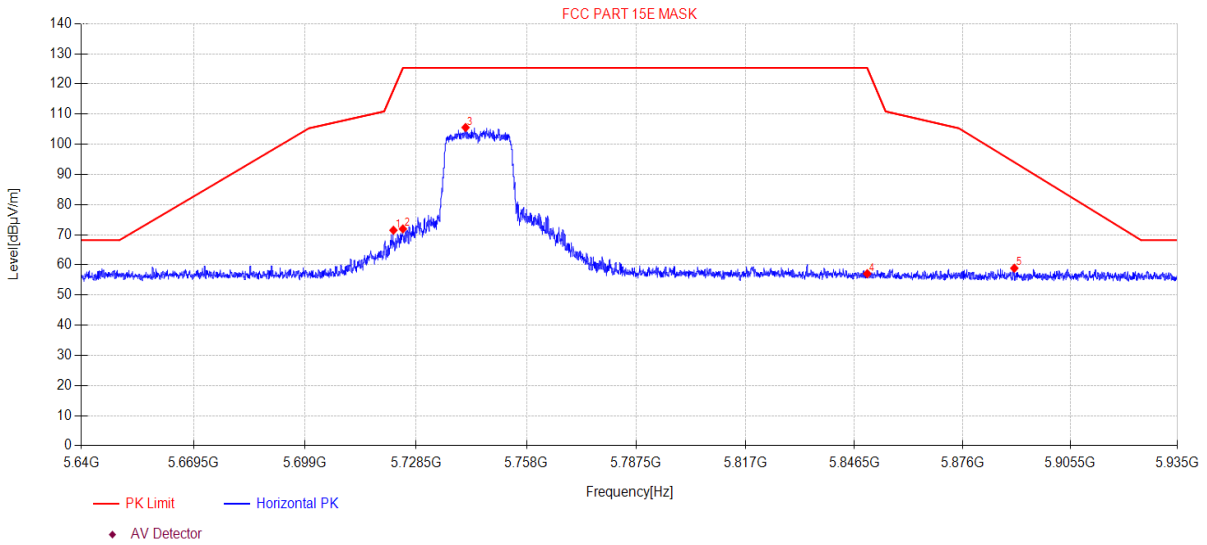
Note:

1. Level = Reading + Cable loss + Antenna Factor + AMP
2. If Peak Result complies with AV limit, AV Result is deemed to comply with AV limit.
3. Test setup: RBW: 1 MHz, VBW: 3 MHz, Sweep time: auto.

TR-4-E-009 Radiated Emission Test Result

Test Date: 2024-01-16 **Tested By:** Bairong
EUT: Dynalink 4K Streaming Box **Model Number:** DL-GT36
Test Mode: 11N20MIMO TX 5745MHz **Power Supply:** AC 120V/60Hz
Condition: Temp:23.4°C;Humi:64.2% **Test Site:** DDT 3# Chamber
File Path: d:\ts\2024 report data\Q23041927-2E DL-GT36\FCC ABOVE 1G 5.8GWIFI\19
Memo: Sample Number:S23041927-06 Power Setting:NA

Test Graph



Data List										
N O.	Freq. [MHz]	Reading [dBµV/m]	Antenna Factor [dB]	Cable loss [dB]	AMP [dB]	Level [dBµV/m]	Limit [dBµV/m]	Margin [dB]	Detector	Polarity
1	5722.48	31.89	33.73	5.87	0.00	71.49	118.05	46.56	PK	Horizontal
2	5725.00	32.31	33.75	5.87	0.00	71.93	125.30	53.37	PK	Horizontal
3	5741.72	65.83	33.85	5.88	0.00	105.56	125.30	19.74	PK	Horizontal
4	5850.00	17.14	34.00	5.94	0.00	57.08	125.27	68.19	PK	Horizontal
5	5890.16	18.85	34.08	5.96	0.00	58.89	94.05	35.16	PK	Horizontal

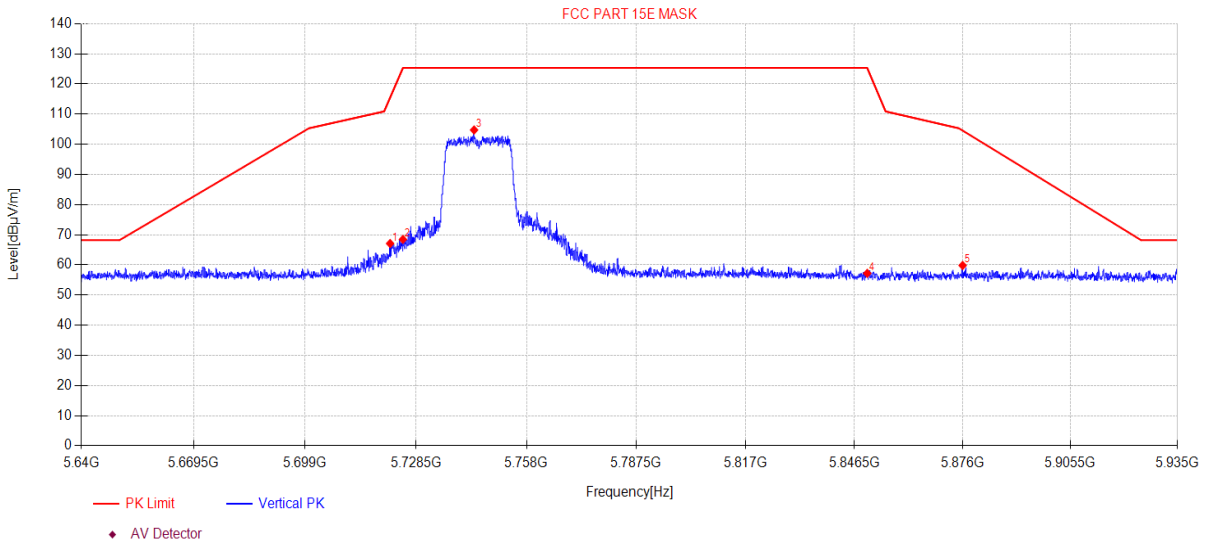
Note:

1. Level = Reading + Cable loss + Antenna Factor + AMP
2. If Peak Result complies with AV limit, AV Result is deemed to comply with AV limit.
3. Test setup: RBW: 1 MHz, VBW: 3 MHz, Sweep time: auto.

TR-4-E-009 Radiated Emission Test Result

Test Date: 2024-01-16 **Tested By:** Bairong
EUT: Dynalink 4K Streaming Box **Model Number:** DL-GT36
Test Mode: 11N20MIMO TX 5745MHz **Power Supply:** AC 120V/60Hz
Condition: Temp:23.4°C;Humi:64.2% **Test Site:** DDT 3# Chamber
File Path: d:\ts\2024 report data\Q23041927-2E DL-GT36\FCC ABOVE 1G 5.8GWiFi\20
Memo: Sample Number:S23041927-06 Power Setting:NA

Test Graph



Data List										
N O.	Freq. [MHz]	Reading [dBµV/m]	Antenna Factor [dB]	Cable loss [dB]	AMP [dB]	Level [dBµV/m]	Limit [dBµV/m]	Margin [dB]	Detector	Polarity
1	5721.60	27.49	33.73	5.87	0.00	67.09	115.50	48.41	PK	Vertical
2	5725.00	28.84	33.75	5.87	0.00	68.46	125.30	56.84	PK	Vertical
3	5743.99	65.01	33.86	5.88	0.00	104.75	125.30	20.55	PK	Vertical
4	5850.00	17.26	34.00	5.94	0.00	57.20	125.27	68.07	PK	Vertical
5	5876.03	19.81	34.05	5.95	0.00	59.81	104.54	44.73	PK	Vertical

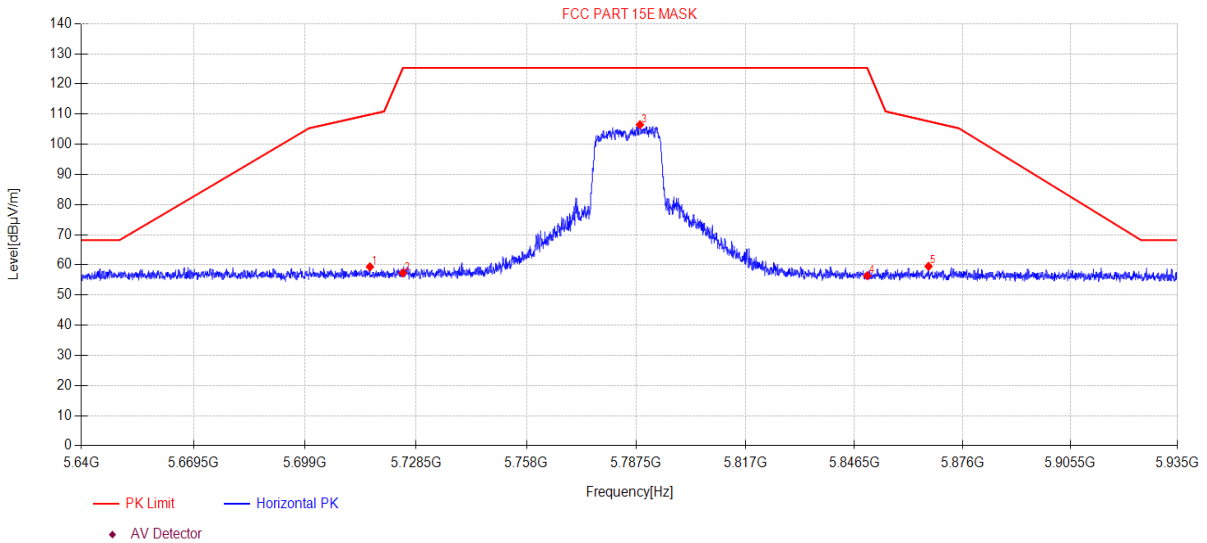
Note:

1. Level = Reading + Cable loss + Antenna Factor + AMP
2. If Peak Result complies with AV limit, AV Result is deemed to comply with AV limit.
3. Test setup: RBW: 1 MHz, VBW: 3 MHz, Sweep time: auto.

TR-4-E-009 Radiated Emission Test Result

Test Date: 2024-01-16 **Tested By:** Bairong
EUT: Dynalink 4K Streaming Box **Model Number:** DL-GT36
Test Mode: 11N20MIMO TX 5785MHz **Power Supply:** AC 120V/60Hz
Condition: Temp:23.4°C;Humi:64.2% **Test Site:** DDT 3# Chamber
File Path: d:\ts\2024 report data\Q23041927-2E DL-GT36\FCC ABOVE 1G 5.8GWiFi\21
Memo: Sample Number:S23041927-06 Power Setting:NA

Test Graph



Data List										
N O.	Freq. [MHz]	Reading [dBµV/m]	Antenna Factor [dB]	Cable loss [dB]	AMP [dB]	Level [dBµV/m]	Limit [dBµV/m]	Margin [dB]	Detector	Polarity
1	5716.23	19.78	33.70	5.87	0.00	59.35	109.84	50.49	PK	Horizontal
2	5725.00	17.70	33.75	5.87	0.00	57.32	125.30	67.98	PK	Horizontal
3	5788.47	66.44	34.13	5.90	0.00	106.47	125.30	18.83	PK	Horizontal
4	5850.00	16.47	34.00	5.94	0.00	56.41	125.27	68.86	PK	Horizontal
5	5866.71	19.55	34.03	5.94	0.00	59.52	107.62	48.10	PK	Horizontal

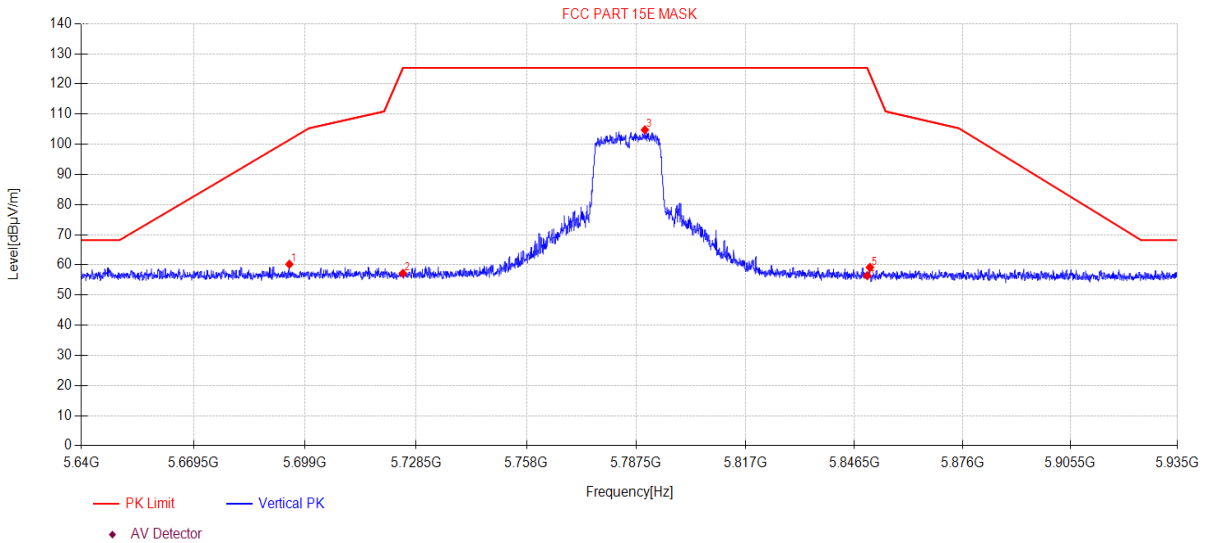
Note:

1. Level = Reading + Cable loss + Antenna Factor + AMP
2. If Peak Result complies with AV limit, AV Result is deemed to comply with AV limit.
3. Test setup: RBW: 1 MHz, VBW: 3 MHz, Sweep time: auto.

TR-4-E-009 Radiated Emission Test Result

Test Date: 2024-01-16 **Tested By:** Bairong
EUT: Dynalink 4K Streaming Box **Model Number:** DL-GT36
Test Mode: 11N20MIMO TX 5785MHz **Power Supply:** AC 120V/60Hz
Condition: Temp:23.4°C;Humi:64.2% **Test Site:** DDT 3# Chamber
File Path: d:\ts\2024 report data\Q23041927-2E DL-GT36\FCC ABOVE 1G 5.8GWiFi\22
Memo: Sample Number:S23041927-06 Power Setting:NA

Test Graph



Data List										
N O.	Freq. [MHz]	Reading [dBµV/m]	Antenna Factor [dB]	Cable loss [dB]	AMP [dB]	Level [dBµV/m]	Limit [dBµV/m]	Margin [dB]	Detector	Polarity
1	5694.84	20.78	33.58	5.86	0.00	60.22	101.47	41.25	PK	Vertical
2	5725.00	17.55	33.75	5.87	0.00	57.17	125.30	68.13	PK	Vertical
3	5789.80	64.73	34.14	5.90	0.00	104.77	125.30	20.53	PK	Vertical
4	5850.00	16.48	34.00	5.94	0.00	56.42	125.27	68.85	PK	Vertical
5	5850.72	19.22	34.00	5.94	0.00	59.16	123.23	64.07	PK	Vertical

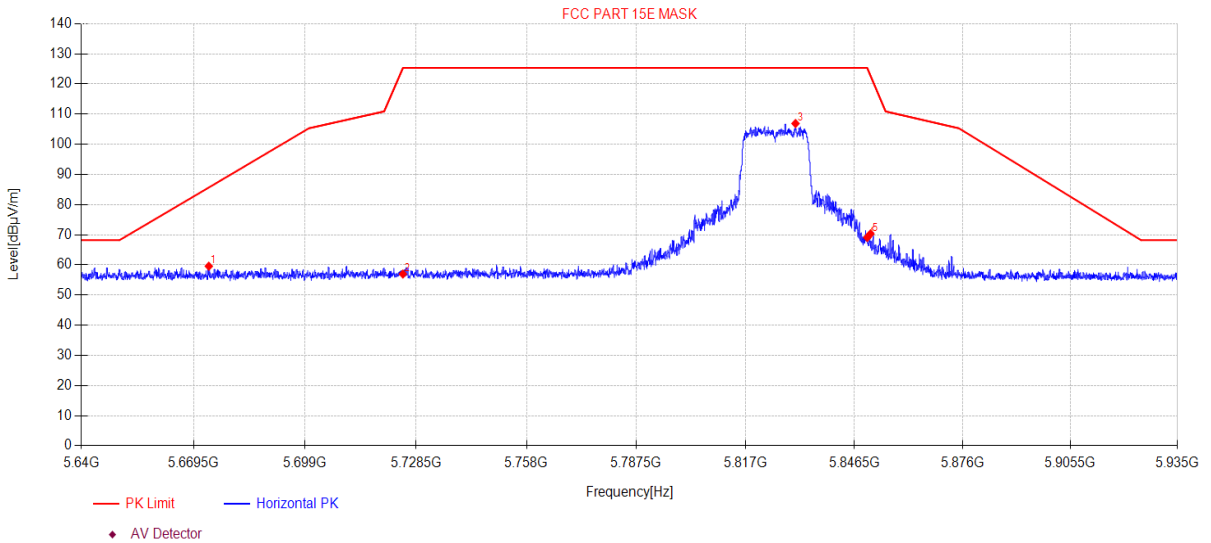
Note:

1. Level = Reading + Cable loss + Antenna Factor + AMP
2. If Peak Result complies with AV limit, AV Result is deemed to comply with AV limit.
3. Test setup: RBW: 1 MHz, VBW: 3 MHz, Sweep time: auto.

TR-4-E-009 Radiated Emission Test Result

Test Date: 2024-01-16 **Tested By:** Bairong
EUT: Dynalink 4K Streaming Box **Model Number:** DL-GT36
Test Mode: 11N20MIMO TX 5825MHz **Power Supply:** AC 120V/60Hz
Condition: Temp:23.4°C;Humi:64.2% **Test Site:** DDT 3# Chamber
File Path: d:\ts\2024 report data\Q23041927-2E DL-GT36\FCC ABOVE 1G 5.8GWiFi\23
Memo: Sample Number:S23041927-06 Power Setting:NA

Test Graph



Data List										
N O.	Freq. [MHz]	Reading [dBµV/m]	Antenna Factor [dB]	Cable loss [dB]	AMP [dB]	Level [dBµV/m]	Limit [dBµV/m]	Margin [dB]	Detector	Polarity
1	5673.54	20.22	33.49	5.85	0.00	59.56	85.67	26.11	PK	Horizontal
2	5725.00	17.34	33.75	5.87	0.00	56.96	125.30	68.34	PK	Horizontal
3	5830.51	66.87	34.08	5.93	0.00	106.88	125.30	18.42	PK	Horizontal
4	5850.00	29.13	34.00	5.94	0.00	69.07	125.27	56.20	PK	Horizontal
5	5850.87	30.34	34.00	5.94	0.00	70.28	122.81	52.53	PK	Horizontal

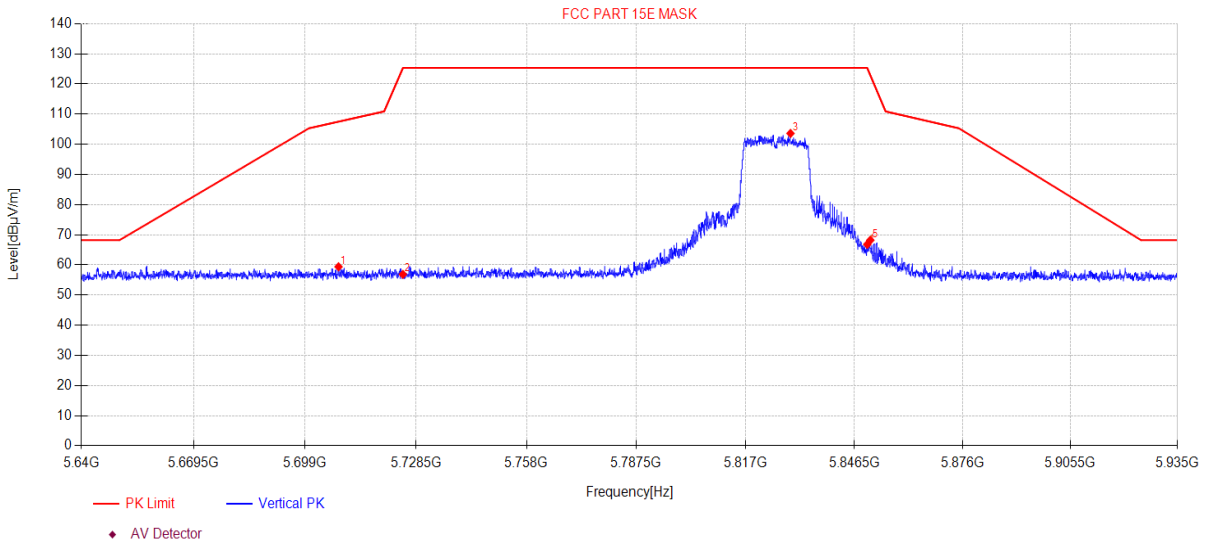
Note:

1. Level = Reading + Cable loss + Antenna Factor + AMP
2. If Peak Result complies with AV limit, AV Result is deemed to comply with AV limit.
3. Test setup: RBW: 1 MHz, VBW: 3 MHz, Sweep time: auto.

TR-4-E-009 Radiated Emission Test Result

Test Date: 2024-01-16 **Tested By:** Bairong
EUT: Dynalink 4K Streaming Box **Model Number:** DL-GT36
Test Mode: 11N20MIMO TX 5825MHz **Power Supply:** AC 120V/60Hz
Condition: Temp:23.4°C;Humi:64.2% **Test Site:** DDT 3# Chamber
File Path: d:\ts\2024 report data\Q23041927-2E DL-GT36\FCC ABOVE 1G 5.8WIFI\24
Memo: Sample Number:S23041927-06 Power Setting:NA

Test Graph



Data List										
N O.	Freq. [MHz]	Reading [dBµV/m]	Antenna Factor [dB]	Cable loss [dB]	AMP [dB]	Level [dBµV/m]	Limit [dBµV/m]	Margin [dB]	Detector	Polarity
1	5707.88	19.87	33.65	5.86	0.00	59.38	107.51	48.13	PK	Vertical
2	5725.00	17.24	33.75	5.87	0.00	56.86	125.30	68.44	PK	Vertical
3	5829.15	63.61	34.08	5.92	0.00	103.61	125.30	21.69	PK	Vertical
4	5850.00	26.86	34.00	5.94	0.00	66.80	125.27	58.47	PK	Vertical
5	5850.84	28.24	34.00	5.94	0.00	68.18	122.89	54.71	PK	Vertical

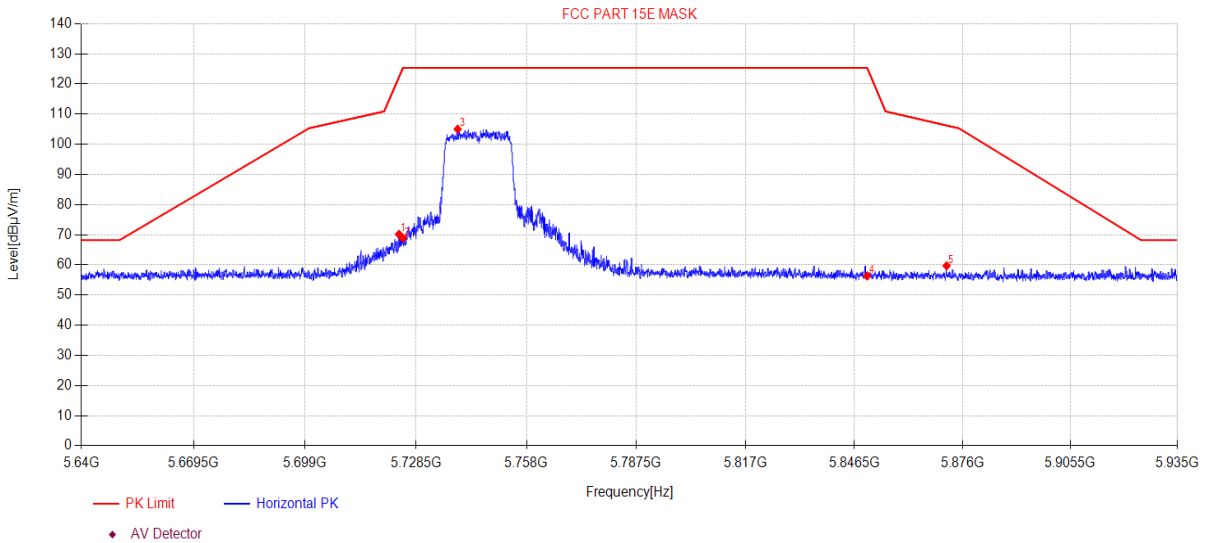
Note:

1. Level = Reading + Cable loss + Antenna Factor + AMP
2. If Peak Result complies with AV limit, AV Result is deemed to comply with AV limit.
3. Test setup: RBW: 1 MHz, VBW: 3 MHz, Sweep time: auto.

TR-4-E-009 Radiated Emission Test Result

Test Date: 2024-01-16 **Tested By:** Bairong
EUT: Dynalink 4K Streaming Box **Model Number:** DL-GT36
Test Mode: 11AC20MIMO TX 5745MHz **Power Supply:** AC 120V/60Hz
Condition: Temp:23.4°C;Humi:64.2% **Test Site:** DDT 3# Chamber
File Path: d:\ts\2024 report data\Q23041927-2E DL-GT36\FCC ABOVE 1G 5.8GWiFi\I25
Memo: Sample Number:S23041927-06 Power Setting:NA

Test Graph



Data List										
N O.	Freq. [MHz]	Reading [dBµV/m]	Antenna Factor [dB]	Cable loss [dB]	AMP [dB]	Level [dBµV/m]	Limit [dBµV/m]	Margin [dB]	Detector	Polarity
1	5723.96	30.55	33.74	5.87	0.00	70.16	122.30	52.14	PK	Horizontal
2	5725.00	29.27	33.75	5.87	0.00	68.89	125.30	56.41	PK	Horizontal
3	5739.59	65.29	33.84	5.88	0.00	105.01	125.30	20.29	PK	Horizontal
4	5850.00	16.39	34.00	5.94	0.00	56.33	125.27	68.94	PK	Horizontal
5	5871.63	19.71	34.04	5.95	0.00	59.70	106.24	46.54	PK	Horizontal

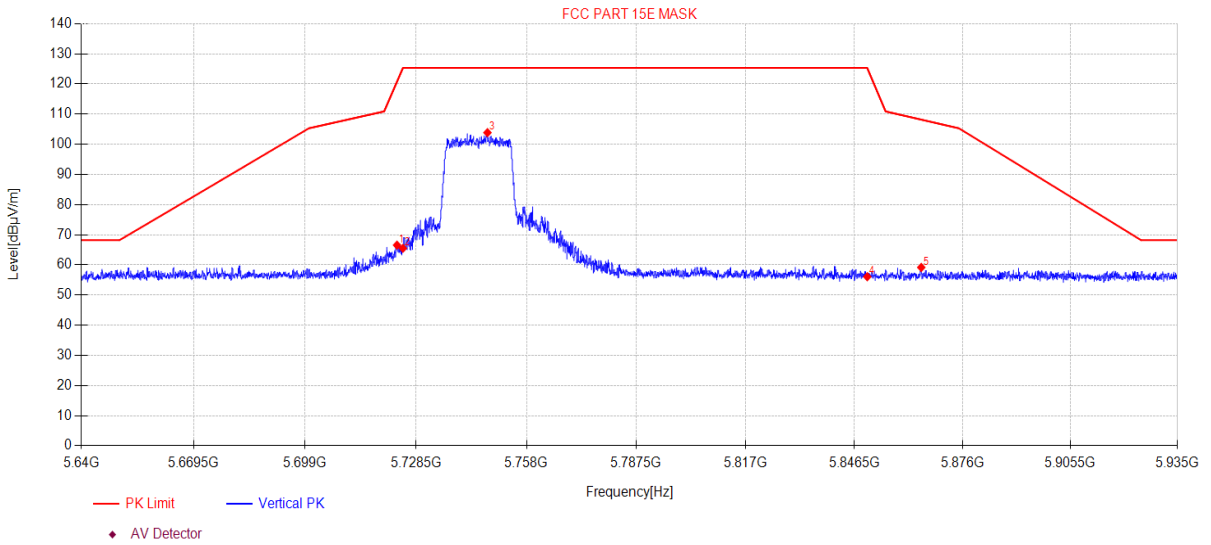
Note:

1. Level = Reading + Cable loss + Antenna Factor + AMP
2. If Peak Result complies with AV limit, AV Result is deemed to comply with AV limit.
3. Test setup: RBW: 1 MHz, VBW: 3 MHz, Sweep time: auto.

TR-4-E-009 Radiated Emission Test Result

Test Date: 2024-01-16 **Tested By:** Bairong
EUT: Dynalink 4K Streaming Box **Model Number:** DL-GT36
Test Mode: 11AC20MIMO TX 5745MHz **Power Supply:** AC 120V/60Hz
Condition: Temp:23.4°C;Humi:64.2% **Test Site:** DDT 3# Chamber
File Path: d:\ts\2024 report data\Q23041927-2E DL-GT36\FCC ABOVE 1G 5.8GWiFi\26
Memo: Sample Number:S23041927-06 Power Setting:NA

Test Graph



Data List										
N O.	Freq. [MHz]	Reading [dBµV/m]	Antenna Factor [dB]	Cable loss [dB]	AMP [dB]	Level [dBµV/m]	Limit [dBµV/m]	Margin [dB]	Detector	Polarity
1	5723.43	26.94	33.74	5.87	0.00	66.55	120.77	54.22	PK	Vertical
2	5725.00	25.87	33.75	5.87	0.00	65.49	125.30	59.81	PK	Vertical
3	5747.56	64.08	33.89	5.88	0.00	103.85	125.30	21.45	PK	Vertical
4	5850.00	16.13	34.00	5.94	0.00	56.07	125.27	69.20	PK	Vertical
5	5864.73	19.19	34.03	5.94	0.00	59.16	108.18	49.02	PK	Vertical

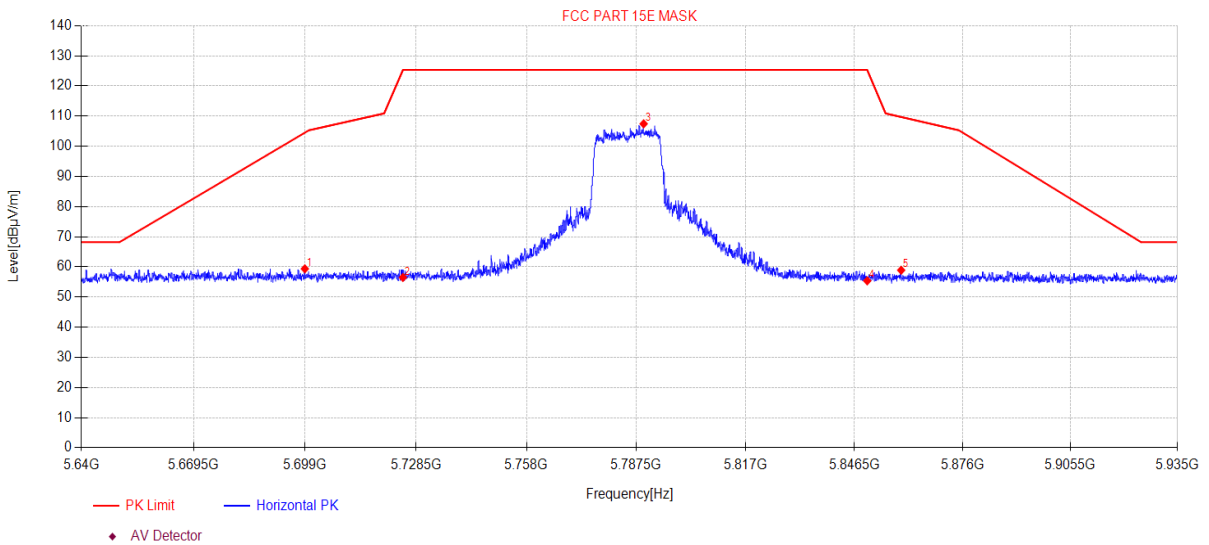
Note:

1. Level = Reading + Cable loss + Antenna Factor + AMP
2. If Peak Result complies with AV limit, AV Result is deemed to comply with AV limit.
3. Test setup: RBW: 1 MHz, VBW: 3 MHz, Sweep time: auto.

TR-4-E-009 Radiated Emission Test Result

Test Date: 2024-01-16 **Tested By:** Bairong
EUT: Dynalink 4K Streaming Box **Model Number:** DL-GT36
Test Mode: 11AC20MIMO TX 5785MHz **Power Supply:** AC 120V/60Hz
Condition: Temp:23.4°C;Humi:64.2% **Test Site:** DDT 3# Chamber
File Path: d:\ts\2024 report data\Q23041927-2E DL-GT36\FCC ABOVE 1G 5.8GWIFI\27
Memo: Sample Number:S23041927-06 Power Setting:NA

Test Graph



Data List

N O.	Freq. [MHz]	Reading [dBμV/m]	Antenna Factor [dB]	Cable loss [dB]	AMP [dB]	Level [dBμV/m]	Limit [dBμV/m]	Margin [dB]	Detector	Polarity
1	5698.94	19.90	33.60	5.86	0.00	59.36	104.51	45.15	PK	Horizontal
2	5725.00	16.86	33.75	5.87	0.00	56.48	125.30	68.82	PK	Horizontal
3	5789.48	67.41	34.14	5.90	0.00	107.45	125.30	17.85	PK	Horizontal
4	5850.00	15.45	34.00	5.94	0.00	55.39	125.27	69.88	PK	Horizontal
5	5859.24	18.94	34.02	5.94	0.00	58.90	109.71	50.81	PK	Horizontal

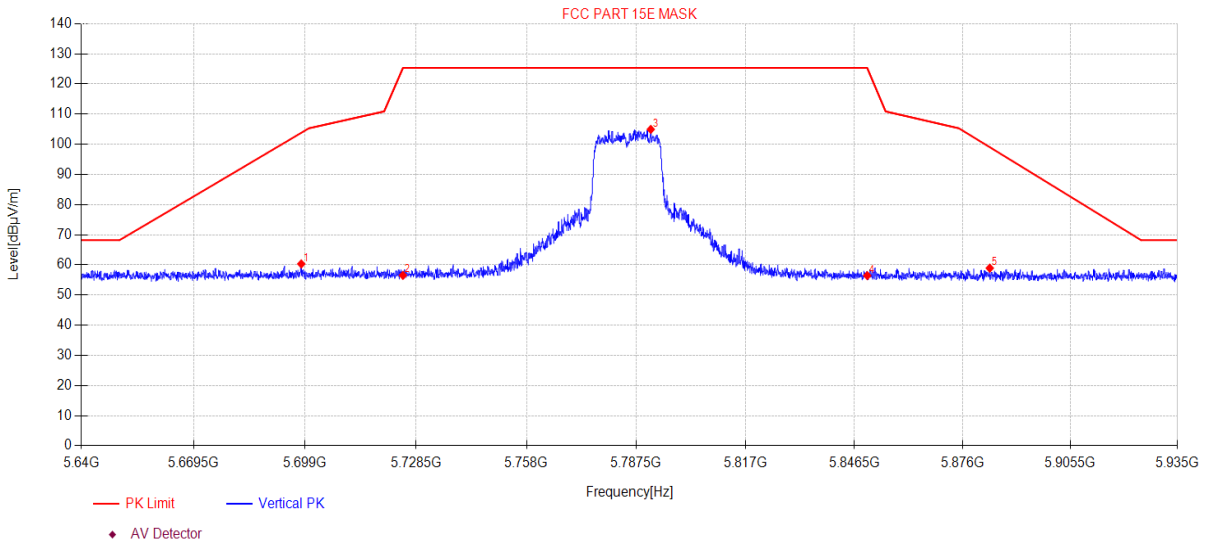
Note:

- Level = Reading + Cable loss + Antenna Factor + AMP
- If Peak Result complies with AV limit, AV Result is deemed to comply with AV limit.
- Test setup: RBW: 1 MHz, VBW: 3 MHz, Sweep time: auto.

TR-4-E-009 Radiated Emission Test Result

Test Date: 2024-01-16 **Tested By:** Bairong
EUT: Dynalink 4K Streaming Box **Model Number:** DL-GT36
Test Mode: 11AC20MIMO TX 5785MHz **Power Supply:** AC 120V/60Hz
Condition: Temp:23.4°C;Humi:64.2% **Test Site:** DDT 3# Chamber
File Path: d:\ts\2024 report data\Q23041927-2E DL-GT36\FCC ABOVE 1G 5.8GWiFi\28
Memo: Sample Number:S23041927-06 Power Setting:NA

Test Graph



Data List										
N O.	Freq. [MHz]	Reading [dBµV/m]	Antenna Factor [dB]	Cable loss [dB]	AMP [dB]	Level [dBµV/m]	Limit [dBµV/m]	Margin [dB]	Detector	Polarity
1	5698.00	20.87	33.59	5.86	0.00	60.32	103.81	43.49	PK	Vertical
2	5725.00	16.90	33.75	5.87	0.00	56.52	125.30	68.78	PK	Vertical
3	5791.39	64.88	34.15	5.91	0.00	104.94	125.30	20.36	PK	Vertical
4	5850.00	16.50	34.00	5.94	0.00	56.44	125.27	68.83	PK	Vertical
5	5883.43	18.90	34.07	5.95	0.00	58.92	99.04	40.12	PK	Vertical

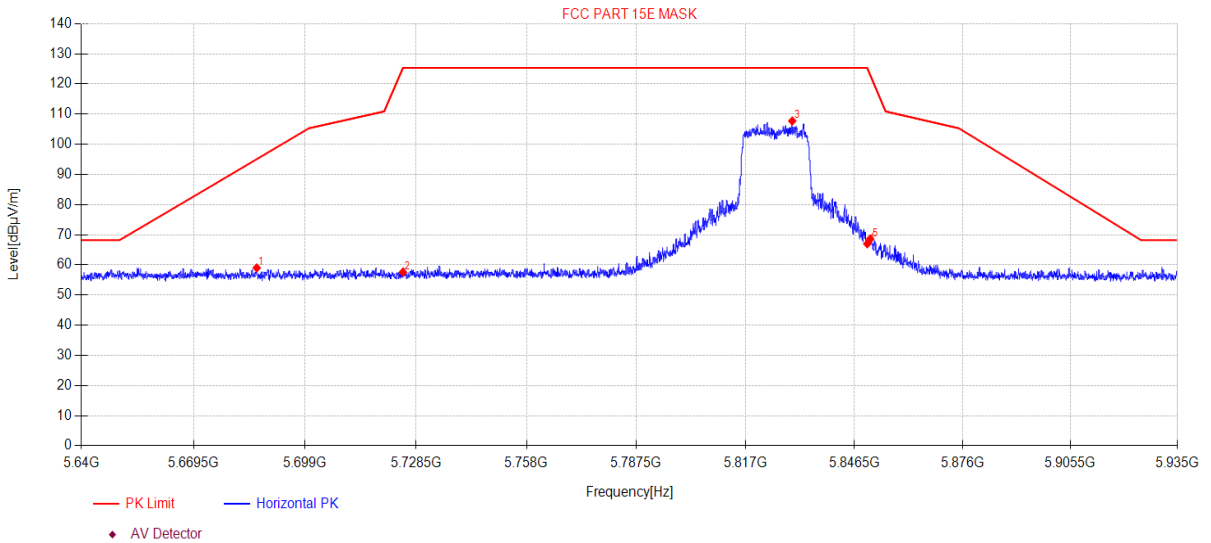
Note:

1. Level = Reading + Cable loss + Antenna Factor + AMP
2. If Peak Result complies with AV limit, AV Result is deemed to comply with AV limit.
3. Test setup: RBW: 1 MHz, VBW: 3 MHz, Sweep time: auto.

TR-4-E-009 Radiated Emission Test Result

Test Date: 2024-01-16 **Tested By:** Bairong
EUT: Dynalink 4K Streaming Box **Model Number:** DL-GT36
Test Mode: 11AC20MIMO TX 5825MHz **Power Supply:** AC 120V/60Hz
Condition: Temp:23.4°C;Humi:64.2% **Test Site:** DDT 3# Chamber
File Path: d:\ts\2024 report data\Q23041927-2E DL-GT36\FCC ABOVE 1G 5.8GWIFI\29
Memo: Sample Number:S23041927-06 Power Setting:NA

Test Graph



Data List										
N O.	Freq. [MHz]	Reading [dBµV/m]	Antenna Factor [dB]	Cable loss [dB]	AMP [dB]	Level [dBµV/m]	Limit [dBµV/m]	Margin [dB]	Detector	Polarity
1	5686.20	19.62	33.54	5.85	0.00	59.01	95.06	36.05	PK	Horizontal
2	5725.00	17.96	33.75	5.87	0.00	57.58	125.30	67.72	PK	Horizontal
3	5829.63	67.72	34.08	5.92	0.00	107.72	125.30	17.58	PK	Horizontal
4	5850.00	27.04	34.00	5.94	0.00	66.98	125.27	58.29	PK	Horizontal
5	5850.81	28.66	34.00	5.94	0.00	68.60	122.98	54.38	PK	Horizontal

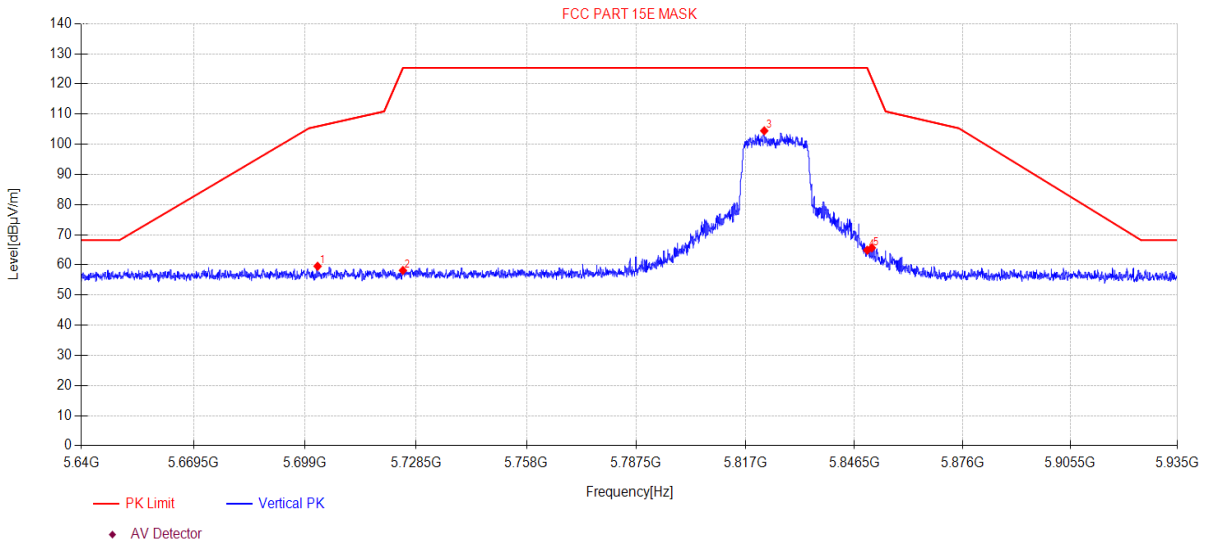
Note:

1. Level = Reading + Cable loss + Antenna Factor + AMP
2. If Peak Result complies with AV limit, AV Result is deemed to comply with AV limit.
3. Test setup: RBW: 1 MHz, VBW: 3 MHz, Sweep time: auto.

TR-4-E-009 Radiated Emission Test Result

Test Date: 2024-01-16 **Tested By:** Bairong
EUT: Dynalink 4K Streaming Box **Model Number:** DL-GT36
Test Mode: 11AC20MIMO TX 5825MHz **Power Supply:** AC 120V/60Hz
Condition: Temp:23.4°C;Humi:64.2% **Test Site:** DDT 3# Chamber
File Path: d:\ts\2024 report data\Q23041927-2E DL-GT36\FCC ABOVE 1G 5.8GWIFI\30
Memo: Sample Number:S23041927-06 Power Setting:NA

Test Graph



Data List										
N O.	Freq. [MHz]	Reading [dBµV/m]	Antenna Factor [dB]	Cable loss [dB]	AMP [dB]	Level [dBµV/m]	Limit [dBµV/m]	Margin [dB]	Detector	Polarity
1	5702.33	20.07	33.61	5.86	0.00	59.54	105.95	46.41	PK	Vertical
2	5725.00	18.53	33.75	5.87	0.00	58.15	125.30	67.15	PK	Vertical
3	5822.04	64.43	34.11	5.92	0.00	104.46	125.30	20.84	PK	Vertical
4	5850.00	24.92	34.00	5.94	0.00	64.86	125.27	60.41	PK	Vertical
5	5851.25	25.71	34.00	5.94	0.00	65.65	121.70	56.05	PK	Vertical

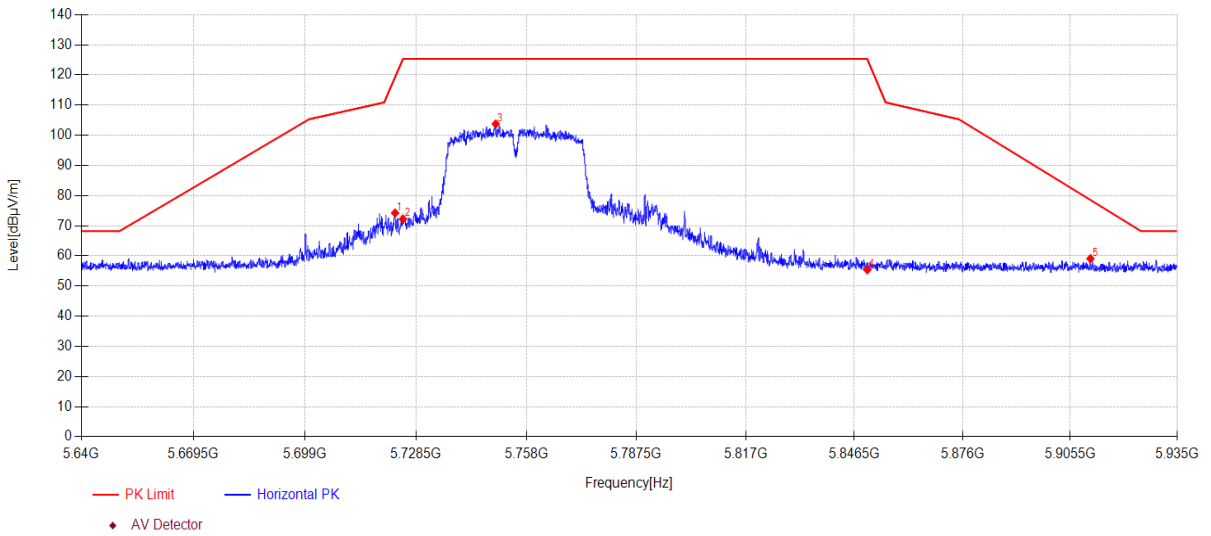
Note:

1. Level = Reading + Cable loss + Antenna Factor + AMP
2. If Peak Result complies with AV limit, AV Result is deemed to comply with AV limit.
3. Test setup: RBW: 1 MHz, VBW: 3 MHz, Sweep time: auto.

TR-4-E-009 Radiated Emission Test Result

Test Date: 2024-01-16 **Tested By:** Bairong
EUT: Dynalink 4K Streaming Box **Model Number:** DL-GT36
Test Mode: 11N40MIMO TX 5755MHz **Power Supply:** AC 120V/60Hz
Condition: Temp:23.4°C;Humi:64.2% **Test Site:** DDT 3# Chamber
File Path: d:\ts\2024 report data\Q23041927-2E DL-GT36\FCC ABOVE 1G 5.8GWIFI\31
Memo: Sample Number:S23041927-06 Power Setting:NA

Test Graph



Data List										
NO	Freq. [MHz]	Reading [dBµV/m]	Antenna Factor [dB]	Cable loss [dB]	AMP [dB]	Level [dBµV/m]	Limit [dBµV/m]	Margin [dB]	Detector	Polarity
1	5722.92	34.61	33.74	5.87	0.00	74.22	119.32	45.10	PK	Horizontal
2	5725.00	32.64	33.75	5.87	0.00	72.26	125.30	53.04	PK	Horizontal
3	5749.77	63.97	33.90	5.88	0.00	103.75	125.30	21.55	PK	Horizontal
4	5850.00	15.45	34.00	5.94	0.00	55.39	125.27	69.88	PK	Horizontal
5	5911.05	18.99	34.12	5.97	0.00	59.08	78.55	19.47	PK	Horizontal

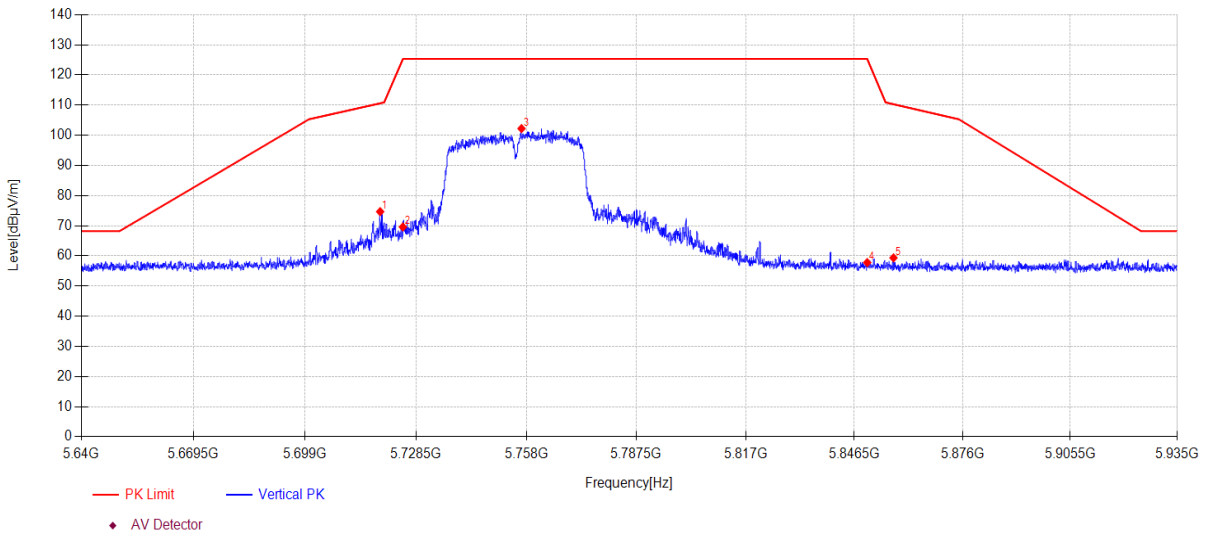
Note:

1. Level = Reading + Cable loss + Antenna Factor + AMP
2. If Peak Result complies with AV limit, AV Result is deemed to comply with AV limit.
3. Test setup: RBW: 1 MHz, VBW: 3 MHz, Sweep time: auto.

TR-4-E-009 Radiated Emission Test Result

Test Date: 2024-01-16 **Tested By:** Bairong
EUT: Dynalink 4K Streaming Box **Model Number:** DL-GT36
Test Mode: 11N40MIMO TX 5755MHz **Power Supply:** AC 120V/60Hz
Condition: Temp:23.4°C;Humi:64.2% **Test Site:** DDT 3# Chamber
File Path: d:\ts\2024 report data\Q23041927-2E DL-GT36\FCC ABOVE 1G 5.8GWIFI\32
Memo: Sample Number:S23041927-06 Power Setting:NA

Test Graph



Data List										
NO	Freq. [MHz]	Reading [dBµV/m]	Antenna Factor [dB]	Cable loss [dB]	AMP [dB]	Level [dBµV/m]	Limit [dBµV/m]	Margin [dB]	Detector	Polarity
1	5718.94	35.08	33.71	5.87	0.00	74.66	110.60	35.94	PK	Vertical
2	5725.00	29.96	33.75	5.87	0.00	69.58	125.30	55.72	PK	Vertical
3	5756.67	62.39	33.94	5.89	0.00	102.22	125.30	23.08	PK	Vertical
4	5850.00	17.85	34.00	5.94	0.00	57.79	125.27	67.48	PK	Vertical
5	5857.15	19.40	34.01	5.94	0.00	59.35	110.30	50.95	PK	Vertical

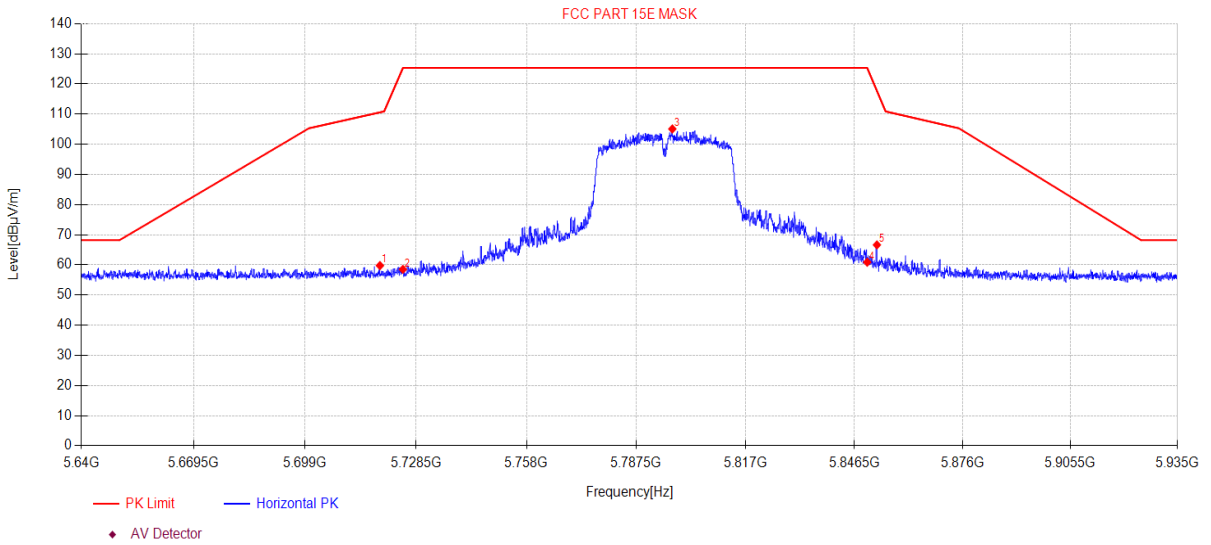
Note:

1. Level = Reading + Cable loss + Antenna Factor + AMP
2. If Peak Result complies with AV limit, AV Result is deemed to comply with AV limit.
3. Test setup: RBW: 1 MHz, VBW: 3 MHz, Sweep time: auto.

TR-4-E-009 Radiated Emission Test Result

Test Date: 2024-01-16 **Tested By:** Bairong
EUT: Dynalink 4K Streaming Box **Model Number:** DL-GT36
Test Mode: 11N40MIMO TX 5795MHz **Power Supply:** AC 120V/60Hz
Condition: Temp:23.4°C;Humi:64.2% **Test Site:** DDT 3# Chamber
File Path: d:\ts\2024 report data\Q23041927-2E DL-GT36\FCC ABOVE 1G 5.8WIFI\33
Memo: Sample Number:S23041927-06 Power Setting:NA

Test Graph



Data List										
N O.	Freq. [MHz]	Reading [dBµV/m]	Antenna Factor [dB]	Cable loss [dB]	AMP [dB]	Level [dBµV/m]	Limit [dBµV/m]	Margin [dB]	Detector	Polarity
1	5718.88	20.19	33.71	5.87	0.00	59.77	110.59	50.82	PK	Horizontal
2	5725.00	18.90	33.75	5.87	0.00	58.52	125.30	66.78	PK	Horizontal
3	5797.21	65.00	34.18	5.91	0.00	105.09	125.30	20.21	PK	Horizontal
4	5850.00	20.96	34.00	5.94	0.00	60.90	125.27	64.37	PK	Horizontal
5	5852.64	26.68	34.01	5.94	0.00	66.63	117.71	51.08	PK	Horizontal

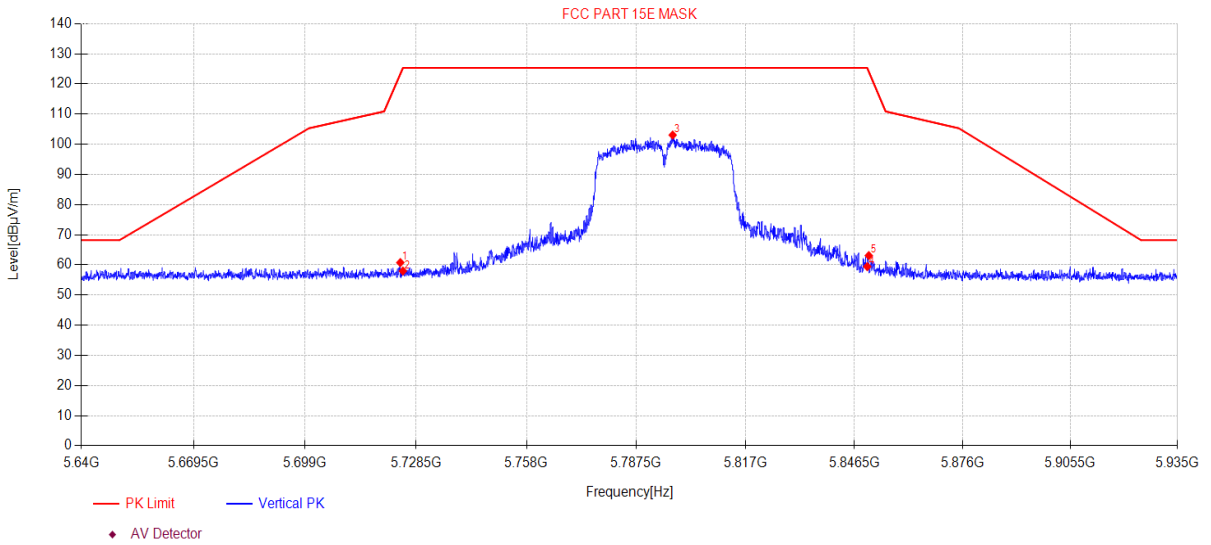
Note:

1. Level = Reading + Cable loss + Antenna Factor + AMP
2. If Peak Result complies with AV limit, AV Result is deemed to comply with AV limit.
3. Test setup: RBW: 1 MHz, VBW: 3 MHz, Sweep time: auto.

TR-4-E-009 Radiated Emission Test Result

Test Date: 2024-01-16 **Tested By:** Bairong
EUT: Dynalink 4K Streaming Box **Model Number:** DL-GT36
Test Mode: 11N40MIMO TX 5795MHz **Power Supply:** AC 120V/60Hz
Condition: Temp:23.4°C;Humi:64.2% **Test Site:** DDT 3# Chamber
File Path: d:\ts\2024 report data\Q23041927-2E DL-GT36\FCC ABOVE 1G 5.8GWIFI\34
Memo: Sample Number:S23041927-06 Power Setting:NA

Test Graph



Data List										
N O.	Freq. [MHz]	Reading [dBμV/m]	Antenna Factor [dB]	Cable loss [dB]	AMP [dB]	Level [dBμV/m]	Limit [dBμV/m]	Margin [dB]	Detector	Polarity
1	5724.31	21.14	33.75	5.87	0.00	60.76	123.32	62.56	PK	Vertical
2	5725.00	18.35	33.75	5.87	0.00	57.97	125.30	67.33	PK	Vertical
3	5797.29	62.97	34.18	5.91	0.00	103.06	125.30	22.24	PK	Vertical
4	5850.00	19.50	34.00	5.94	0.00	59.44	125.27	65.83	PK	Vertical
5	5850.42	23.13	34.00	5.94	0.00	63.07	124.08	61.01	PK	Vertical

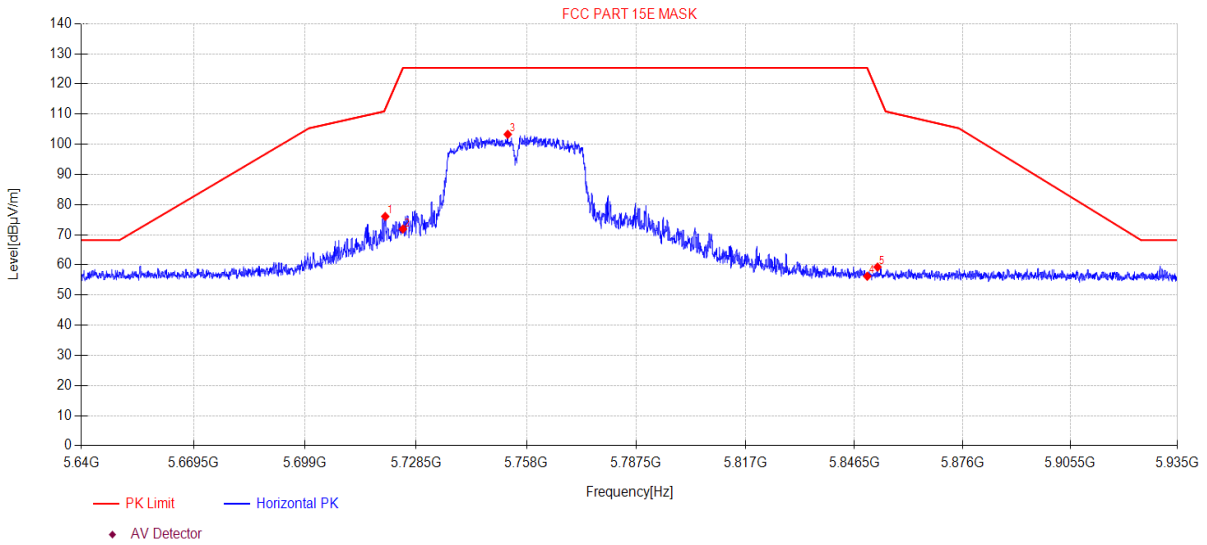
Note:

1. Level = Reading + Cable loss + Antenna Factor + AMP
2. If Peak Result complies with AV limit, AV Result is deemed to comply with AV limit.
3. Test setup: RBW: 1 MHz, VBW: 3 MHz, Sweep time: auto.

TR-4-E-009 Radiated Emission Test Result

Test Date: 2024-01-16 **Tested By:** Bairong
EUT: Dynalink 4K Streaming Box **Model Number:** DL-GT36
Test Mode: 11AC40MIMO TX 5755MHz **Power Supply:** AC 120V/60Hz
Condition: Temp:23.4°C;Humi:64.2% **Test Site:** DDT 3# Chamber
File Path: d:\ts\2024 report data\Q23041927-2E DL-GT36\FCC ABOVE 1G 5.8GWIFI\35
Memo: Sample Number:S23041927-06 Power Setting:NA

Test Graph



Data List										
N O.	Freq. [MHz]	Reading [dBµV/m]	Antenna Factor [dB]	Cable loss [dB]	AMP [dB]	Level [dBµV/m]	Limit [dBµV/m]	Margin [dB]	Detector	Polarity
1	5720.30	36.47	33.72	5.87	0.00	76.06	111.76	35.70	PK	Horizontal
2	5725.00	32.26	33.75	5.87	0.00	71.88	125.30	53.42	PK	Horizontal
3	5752.99	63.48	33.92	5.89	0.00	103.29	125.30	22.01	PK	Horizontal
4	5850.00	16.29	34.00	5.94	0.00	56.23	125.27	69.04	PK	Horizontal
5	5852.81	19.33	34.01	5.94	0.00	59.28	117.20	57.92	PK	Horizontal

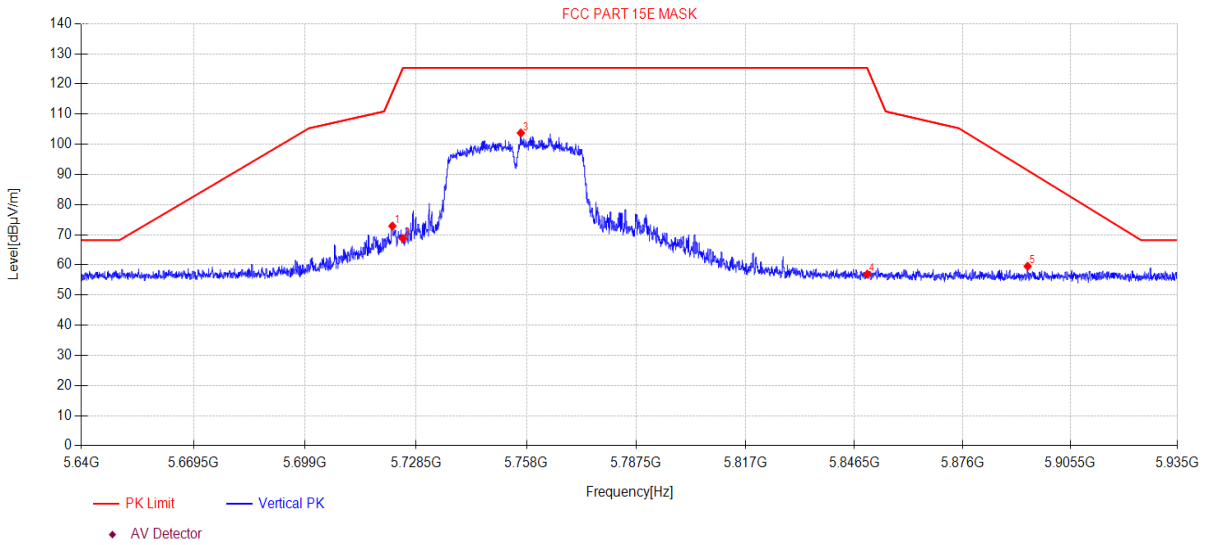
Note:

1. Level = Reading + Cable loss + Antenna Factor + AMP
2. If Peak Result complies with AV limit, AV Result is deemed to comply with AV limit.
3. Test setup: RBW: 1 MHz, VBW: 3 MHz, Sweep time: auto.

TR-4-E-009 Radiated Emission Test Result

Test Date: 2024-01-16 **Tested By:** Bairong
EUT: Dynalink 4K Streaming Box **Model Number:** DL-GT36
Test Mode: 11AC40MIMO TX 5755MHz **Power Supply:** AC 120V/60Hz
Condition: Temp:23.4°C;Humi:64.2% **Test Site:** DDT 3# Chamber
File Path: d:\ts\2024 report data\Q23041927-2E DL-GT36\FCC ABOVE 1G 5.8GWIFI\36
Memo: Sample Number:S23041927-06 Power Setting:NA

Test Graph



Data List										
N O.	Freq. [MHz]	Reading [dBµV/m]	Antenna Factor [dB]	Cable loss [dB]	AMP [dB]	Level [dBµV/m]	Limit [dBµV/m]	Margin [dB]	Detector	Polarity
1	5722.22	33.28	33.73	5.87	0.00	72.88	117.28	44.40	PK	Vertical
2	5725.00	29.14	33.75	5.87	0.00	68.76	125.30	56.54	PK	Vertical
3	5756.50	63.92	33.94	5.89	0.00	103.75	125.30	21.55	PK	Vertical
4	5850.00	16.98	34.00	5.94	0.00	56.92	125.27	68.35	PK	Vertical
5	5893.82	19.48	34.09	5.96	0.00	59.53	91.34	31.81	PK	Vertical

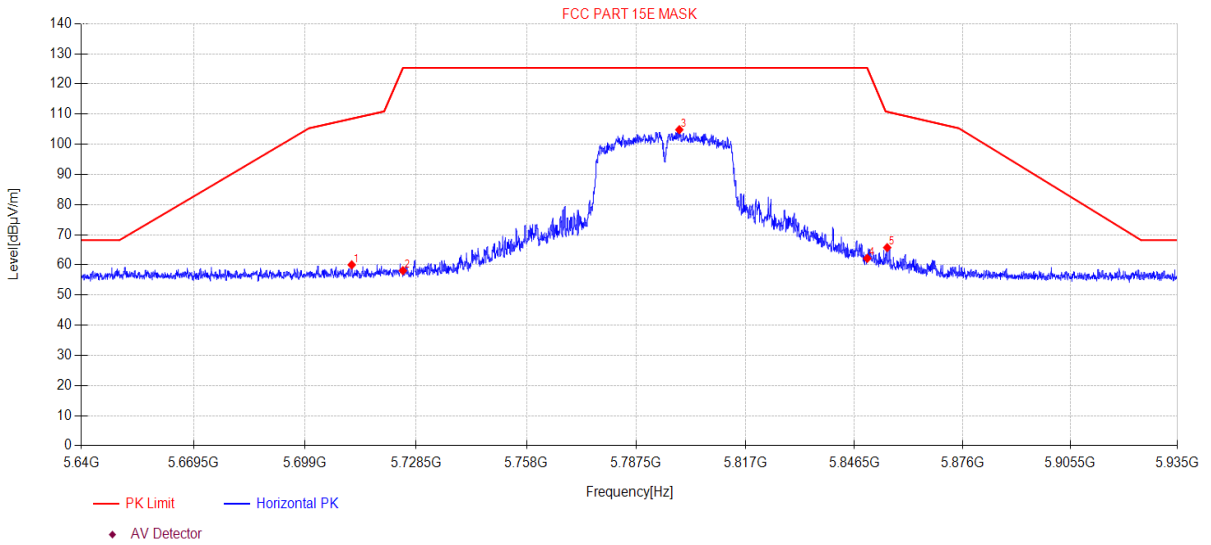
Note:

1. Level = Reading + Cable loss + Antenna Factor + AMP
2. If Peak Result complies with AV limit, AV Result is deemed to comply with AV limit.
3. Test setup: RBW: 1 MHz, VBW: 3 MHz, Sweep time: auto.

TR-4-E-009 Radiated Emission Test Result

Test Date: 2024-01-16 **Tested By:** Bairong
EUT: Dynalink 4K Streaming Box **Model Number:** DL-GT36
Test Mode: 11AC40MIMO TX 5795MHz **Power Supply:** AC 120V/60Hz
Condition: Temp:23.4°C;Humi:64.2% **Test Site:** DDT 3# Chamber
File Path: d:\ts\2024 report data\Q23041927-2E DL-GT36\FCC ABOVE 1G 5.8GWIFI\37
Memo: Sample Number:S23041927-06 Power Setting:NA

Test Graph



Data List										
N O.	Freq. [MHz]	Reading [dBµV/m]	Antenna Factor [dB]	Cable loss [dB]	AMP [dB]	Level [dBµV/m]	Limit [dBµV/m]	Margin [dB]	Detector	Polarity
1	5711.39	20.47	33.67	5.87	0.00	60.01	108.49	48.48	PK	Horizontal
2	5725.00	18.47	33.75	5.87	0.00	58.09	125.30	67.21	PK	Horizontal
3	5799.09	64.73	34.19	5.91	0.00	104.83	125.30	20.47	PK	Horizontal
4	5850.00	22.23	34.00	5.94	0.00	62.17	125.27	63.10	PK	Horizontal
5	5855.44	25.78	34.01	5.94	0.00	65.73	110.78	45.05	PK	Horizontal

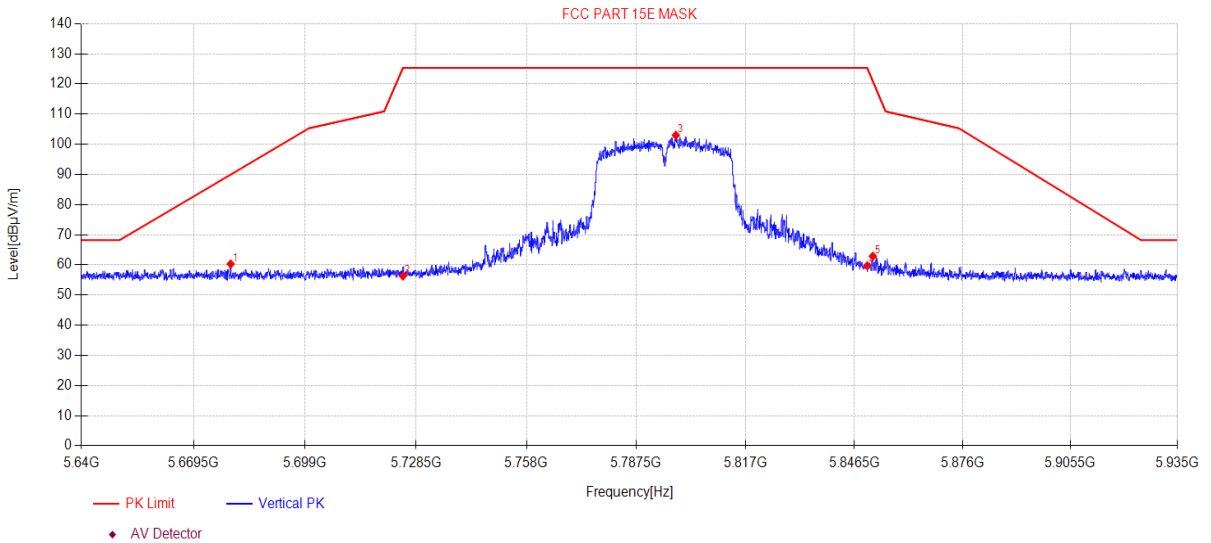
Note:

1. Level = Reading + Cable loss + Antenna Factor + AMP
2. If Peak Result complies with AV limit, AV Result is deemed to comply with AV limit.
3. Test setup: RBW: 1 MHz, VBW: 3 MHz, Sweep time: auto.

TR-4-E-009 Radiated Emission Test Result

Test Date: 2024-01-16 **Tested By:** Bairong
EUT: Dynalink 4K Streaming Box **Model Number:** DL-GT36
Test Mode: 11AC40MIMO TX 5795MHz **Power Supply:** AC 120V/60Hz
Condition: Temp:23.4°C;Humi:64.2% **Test Site:** DDT 3# Chamber
File Path: d:\ts\2024 report data\Q23041927-2E DL-GT36\FCC ABOVE 1G 5.8GWIFI\38
Memo: Sample Number:S23041927-06 Power Setting:NA

Test Graph



Data List										
N O.	Freq. [MHz]	Reading [dBµV/m]	Antenna Factor [dB]	Cable loss [dB]	AMP [dB]	Level [dBµV/m]	Limit [dBµV/m]	Margin [dB]	Detector	Polarity
1	5679.32	20.92	33.52	5.85	0.00	60.29	89.96	29.67	PK	Vertical
2	5725.00	16.67	33.75	5.87	0.00	56.29	125.30	69.01	PK	Vertical
3	5798.15	62.89	34.19	5.91	0.00	102.99	125.30	22.31	PK	Vertical
4	5850.00	19.76	34.00	5.94	0.00	59.70	125.27	65.57	PK	Vertical
5	5851.52	22.93	34.00	5.94	0.00	62.87	120.94	58.07	PK	Vertical

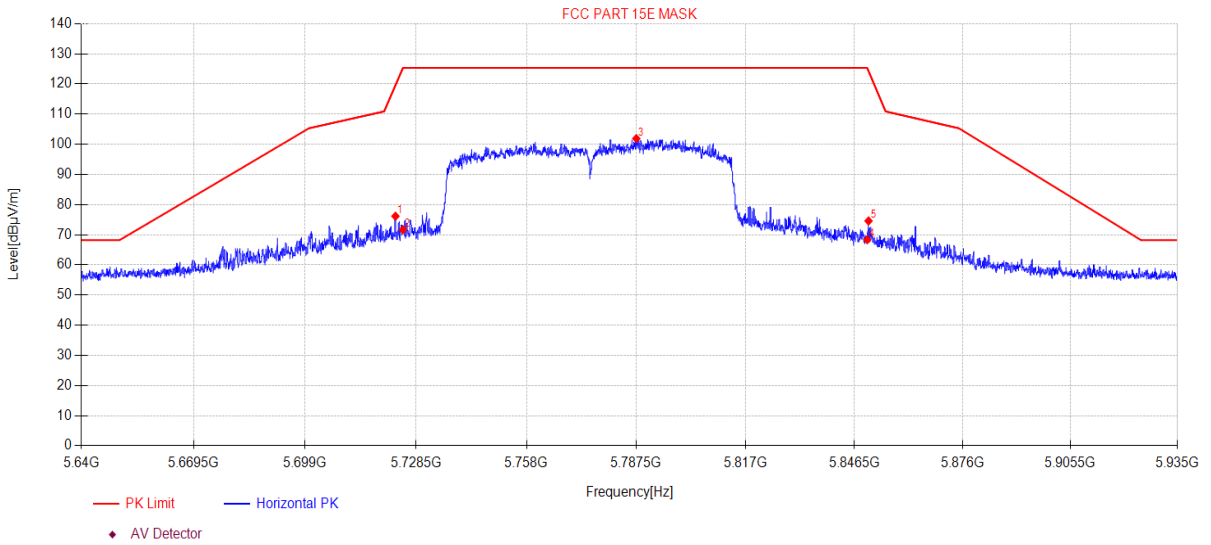
Note:

1. Level = Reading + Cable loss + Antenna Factor + AMP
2. If Peak Result complies with AV limit, AV Result is deemed to comply with AV limit.
3. Test setup: RBW: 1 MHz, VBW: 3 MHz, Sweep time: auto.

TR-4-E-009 Radiated Emission Test Result

Test Date: 2024-01-16 **Tested By:** Bairong
EUT: Dynalink 4K Streaming Box **Model Number:** DL-GT36
Test Mode: 11AC80MIMO TX 5775MHz **Power Supply:** AC 120V/60Hz
Condition: Temp:23.4°C;Humi:64.2% **Test Site:** DDT 3# Chamber
File Path: d:\ts\2024 report data\Q23041927-2E DL-GT36\FCC ABOVE 1G 5.8GWIFI\39
Memo: Sample Number:S23041927-06 Power Setting:NA

Test Graph



Data List										
N O.	Freq. [MHz]	Reading [dBµV/m]	Antenna Factor [dB]	Cable loss [dB]	AMP [dB]	Level [dBµV/m]	Limit [dBµV/m]	Margin [dB]	Detector	Polarity
1	5723.01	36.53	33.74	5.87	0.00	76.14	119.58	43.44	PK	Horizontal
2	5725.00	32.03	33.75	5.87	0.00	71.65	125.30	53.65	PK	Horizontal
3	5787.50	61.87	34.13	5.90	0.00	101.90	125.30	23.40	PK	Horizontal
4	5850.00	28.41	34.00	5.94	0.00	68.35	125.27	56.92	PK	Horizontal
5	5850.36	34.63	34.00	5.94	0.00	74.57	124.25	49.68	PK	Horizontal

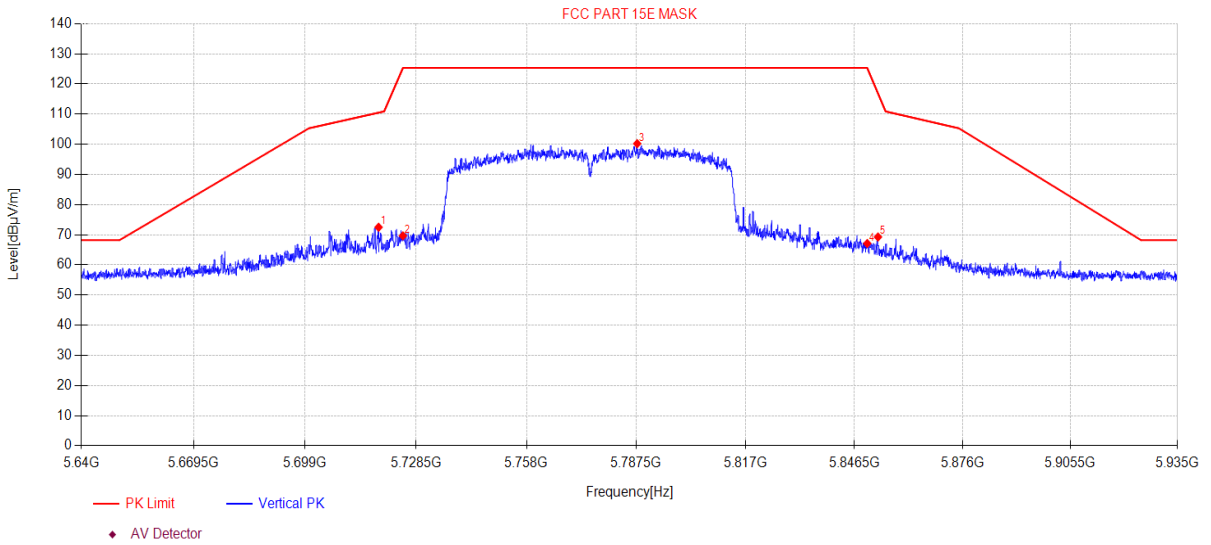
Note:

1. Level = Reading + Cable loss + Antenna Factor + AMP
2. If Peak Result complies with AV limit, AV Result is deemed to comply with AV limit.
3. Test setup: RBW: 1 MHz, VBW: 3 MHz, Sweep time: auto.

TR-4-E-009 Radiated Emission Test Result

Test Date: 2024-01-16 **Tested By:** Bairong
EUT: Dynalink 4K Streaming Box **Model Number:** DL-GT36
Test Mode: 11AC80MIMO TX 5775MHz **Power Supply:** AC 120V/60Hz
Condition: Temp:23.4°C;Humi:64.2% **Test Site:** DDT 3# Chamber
File Path: d:\ts\2024 report data\Q23041927-2E DL-GT36\FCC ABOVE 1G 5.8GWiFi\40
Memo: Sample Number:S23041927-06 Power Setting:NA

Test Graph



Data List										
N O.	Freq. [MHz]	Reading [dBµV/m]	Antenna Factor [dB]	Cable loss [dB]	AMP [dB]	Level [dBµV/m]	Limit [dBµV/m]	Margin [dB]	Detector	Polarity
1	5718.53	32.91	33.71	5.87	0.00	72.49	110.49	38.00	PK	Vertical
2	5725.00	30.01	33.75	5.87	0.00	69.63	125.30	55.67	PK	Vertical
3	5787.74	60.18	34.13	5.90	0.00	100.21	125.30	25.09	PK	Vertical
4	5850.00	27.16	34.00	5.94	0.00	67.10	125.27	58.17	PK	Vertical
5	5852.93	29.30	34.01	5.94	0.00	69.25	116.86	47.61	PK	Vertical

Note:

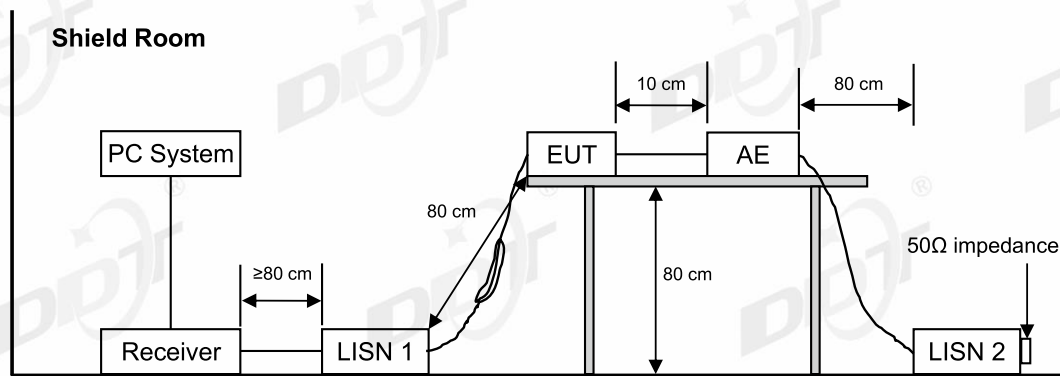
1. Level = Reading + Cable loss + Antenna Factor + AMP
2. If Peak Result complies with AV limit, AV Result is deemed to comply with AV limit.
3. Test setup: RBW: 1 MHz, VBW: 3 MHz, Sweep time: auto.

14. Power Line Conducted Emission

14.1. Test equipment

Equipment	Manufacturer	Model No.	Serial Number	Due Date
☑Power Line Conducted Emissions Test 1#				
Test Receiver	R&S	ESCI	100551	2024/07/10
LISN 1	R&S	ENV216	101109	2024/07/10
LISN 2	R&S	ESH2-Z5	100309	2024/07/11
Pulse Limiter	R&S	ESH3-Z2	101242	2024/07/14
CE Cable 1	HUBSER	N/A	W10.01	2024/07/14
Test software	Audix	E3	V 6.11111b	N/A

14.2. Block diagram of test setup



14.3. Power Line Conducted Emission Limits

Frequency	Quasi-Peak Level dB(μV)	Average Level dB(μV)
150 kHz ~ 500 kHz	66 ~ 56*	56 ~ 46*
500 kHz ~ 5 MHz	56	46
5 MHz ~ 30 MHz	60	50

Note 1: * Decreasing linearly with logarithm of frequency.

Note 2: The lower limit shall apply at the transition frequencies.

14.4. Test Procedure

The EUT and Support equipment, if needed, were put placed on a non-metallic table, 80cm above the ground plane.

All support equipment power received from a second LISN.

Emissions were measured on each current carrying line of the EUT using an EMI Test Receiver connected to the LISN powering the EUT.

The Receiver scanned from 150 kHz to 30 MHz for emissions in each of the test modes.

During the above scans, the emissions were maximized by cable manipulation.

The test mode(s) described in clause 2.4 were scanned during the preliminary test.

After the preliminary scan, we found the test mode producing the highest emission level.

The EUT configuration and worse cable configuration of the above highest emission levels were recorded for reference of the final test.

EUT and support equipment were set up on the test bench as per the configuration with highest emission level in the preliminary test.

A scan was taken on both power lines, Neutral and Line, recording at least the six highest emissions.

Emission frequency and amplitude were recorded into a computer in which correction factors were used to calculate the emission level and compare reading to the applicable limit.

The test data of the worst-case condition(s) was recorded.

The bandwidth of test receiver is set at 9 kHz.

14.5. Test Result

Pass. (See below detailed test result)

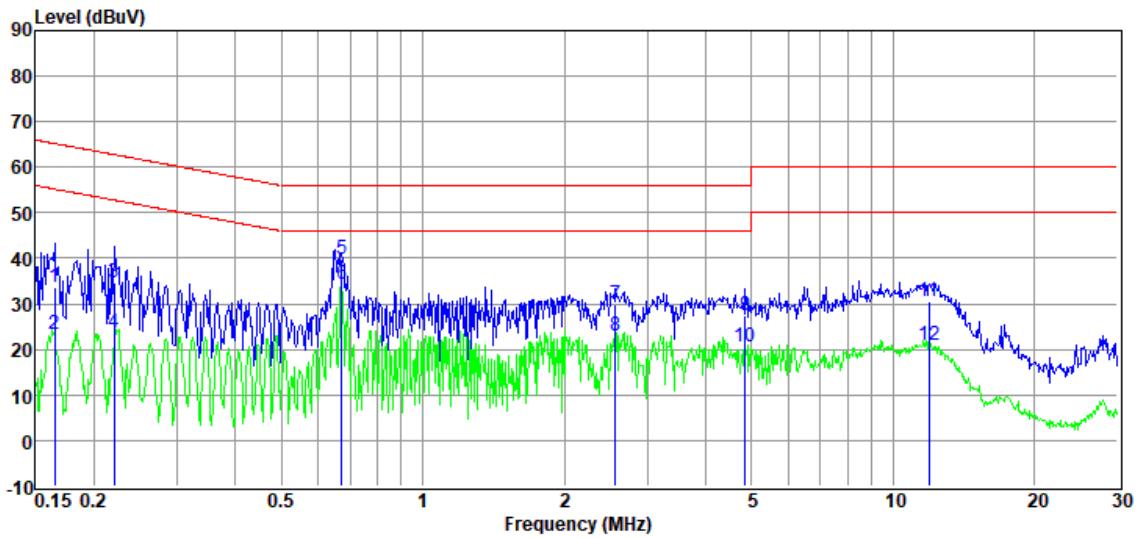
Note1: All emissions not reported below are too low against the prescribed limits.

Note2: "----" means peak detection; "----" means average detection

Note3: Pre-test AC conducted emission at both voltage AC 120V/60Hz and AC 240V/50Hz, recorded worse case.

TR-4-E-010 Conducted Emission Test Result

Test Site : DDT 1# Shield Room D:\2023 CE report data\Q23041927-2E\FCC CE.EM6
Test Date : 2024-01-15 **Tested By** : Junchang Du
EUT : Dynalink 4K Streaming Box **Model Number** : DL-GT36
Power Supply : AC 120V/60Hz **Test Mode** : 5G WIFI TX
Condition : TEMP:26.2°C, RH:58.9% **LISN** : 2023 1# ENV216/LINE
Memo : Sample Number:S23041927-06



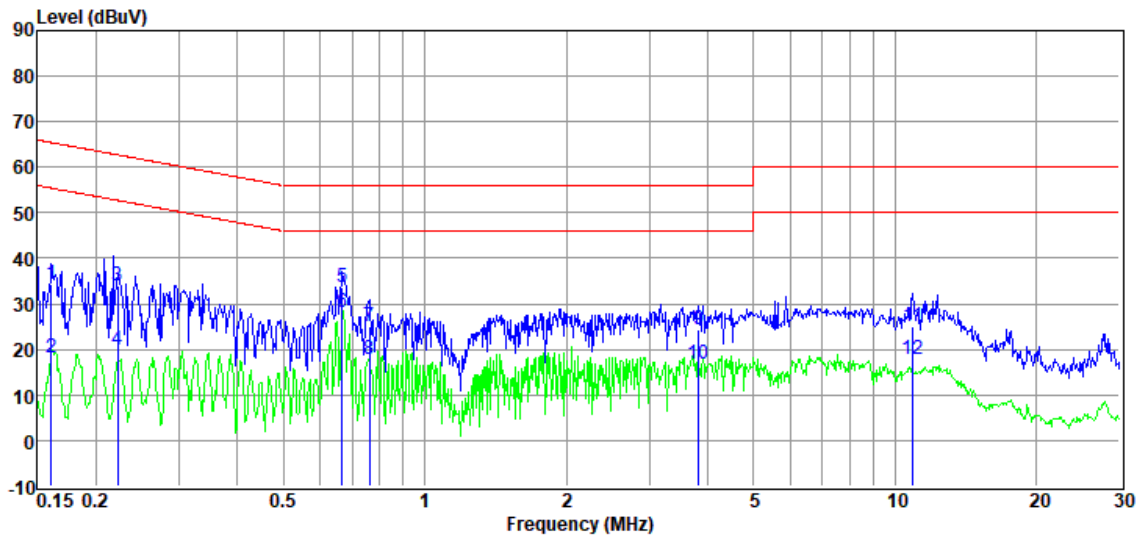
Item (Mark)	Freq. (MHz)	Read Level (dBμV)	LISN Factor (dB)	Cable Loss (dB)	Pulse Limiter Factor (dB)	Result Level (dBμV)	Limit Line (dBμV)	Over Limit (dB)	Detector	Phase
1	0.17	13.26	9.77	0.92	9.68	33.63	65.21	-31.58	QP	LINE
2	0.17	2.86	9.77	0.92	9.68	23.23	55.21	-31.98	Average	LINE
3	0.22	14.20	9.79	0.90	9.69	34.58	62.79	-28.21	QP	LINE
4	0.22	3.28	9.79	0.90	9.69	23.66	52.79	-29.13	Average	LINE
5	0.67	19.60	9.75	0.78	9.72	39.85	56.00	-16.15	QP	LINE
6	0.67	13.95	9.75	0.78	9.72	34.20	46.00	-11.80	Average	LINE
7	2.57	9.62	9.72	0.61	9.77	29.72	56.00	-26.28	QP	LINE
8	2.57	2.75	9.72	0.61	9.77	22.85	46.00	-23.15	Average	LINE
9	4.85	7.37	9.73	0.53	9.79	27.42	56.00	-28.58	QP	LINE
10	4.85	0.58	9.73	0.53	9.79	20.63	46.00	-25.37	Average	LINE
11	11.93	10.67	9.80	0.18	9.85	30.50	60.00	-29.50	QP	LINE
12	11.93	1.15	9.80	0.18	9.85	20.98	50.00	-29.02	Average	LINE

Note:

1. Result Level = Read Level + LISN Factor + Pulse Limiter Factor + Cable loss.
2. If QP Result complies with AV limit, AV Result is deemed to comply with AV limit.
3. Test setup: RBW: 200 Hz (9 kHz—150 kHz), 9 kHz (150 kHz—30 MHz).
4. Step size: 80Hz (0.009MHz-0.15MHz), 4 kHz (0.15MHz-30MHz), Scan time: auto.

TR-4-E-010 Conducted Emission Test Result

Test Site : DDT 1# Shield Room D:\2023 CE report data\Q23041927-2E\FCC CE.EM6
Test Date : 2024-01-15 **Tested By** : Junchang Du
EUT : Dynalink 4K Streaming Box **Model Number** : DL-GT36
Power Supply : AC 120V/60Hz **Test Mode** : 5G WIFI TX
Condition : TEMP:26.2°C, RH:58.9% **LISN** : 2023 1# ENV216/NEUTRAL
Memo : Sample Number:S23041927-06



Item (Mark)	Freq. (MHz)	Read Level (dBμV)	LISN Factor (dB)	Cable Loss (dB)	Pulse Limiter Factor (dB)	Result Level (dBμV)	Limit Line (dBμV)	Over Limit (dB)	Detector	Phase
1	0.16	13.70	9.86	0.92	9.68	34.16	65.43	-31.27	QP	NEUTRAL
2	0.16	-2.39	9.86	0.92	9.68	18.07	55.43	-37.36	Average	NEUTRAL
3	0.22	13.52	9.73	0.90	9.69	33.84	62.74	-28.90	QP	NEUTRAL
4	0.22	-0.43	9.73	0.90	9.69	19.89	52.74	-32.85	Average	NEUTRAL
5	0.67	13.40	9.84	0.79	9.72	33.75	56.00	-22.25	QP	NEUTRAL
6	0.67	7.90	9.84	0.79	9.72	28.25	46.00	-17.75	Average	NEUTRAL
7	0.76	4.79	9.82	0.75	9.72	25.08	56.00	-30.92	QP	NEUTRAL
8	0.76	-2.35	9.82	0.75	9.72	17.94	46.00	-28.06	Average	NEUTRAL
9	3.82	4.23	9.74	0.56	9.78	24.31	56.00	-31.69	QP	NEUTRAL
10	3.82	-3.39	9.74	0.56	9.78	16.69	46.00	-29.31	Average	NEUTRAL
11	10.91	5.28	9.78	0.16	9.83	25.05	60.00	-34.95	QP	NEUTRAL
12	10.91	-2.00	9.78	0.16	9.83	17.77	50.00	-32.23	Average	NEUTRAL

Note:

1. Result Level = Read Level + LISN Factor + Pulse Limiter Factor + Cable loss.
2. If QP Result complies with AV limit, AV Result is deemed to comply with AV limit.
3. Test setup: RBW: 200 Hz (9 kHz—150 kHz), 9 kHz (150 kHz—30 MHz).
4. Step size: 80Hz (0.009MHz-0.15MHz), 4 kHz (0.15MHz-30MHz), Scan time: auto.

15. Antenna Requirements

15.1. Limit

For intentional device, according to FCC 47 CFR Section 15.203, an intentional radiator shall be designed to ensure that no antenna other than that furnished by the responsible party shall be used with the device. And according to FCC 47 CFR Section 15.247 (b), if transmitting antennas of directional gain greater than 6 dBi are used, the power shall be reduced by the amount in dB that the directional gain of the antenna exceeds 6 dBi.

15.2. Result

The antenna used for this product as Antenna information described in section 2.1 of this report, and there is no other antenna than that furnished by the responsible party shall be used with the device.

17. Photos of the EUT

Please refer to DDT-Q23041927-1E appendix II.

END OF REPORT