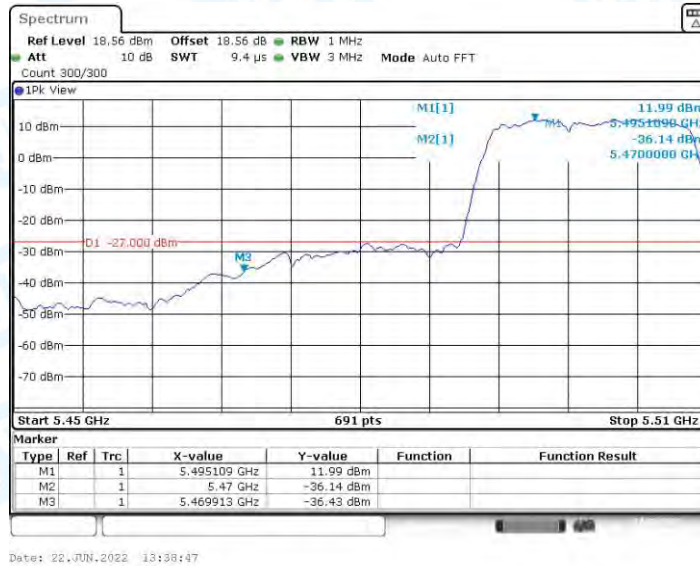
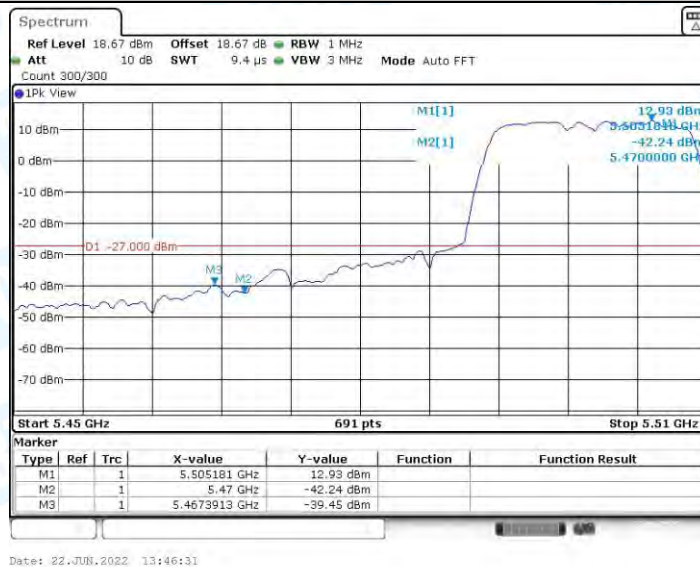


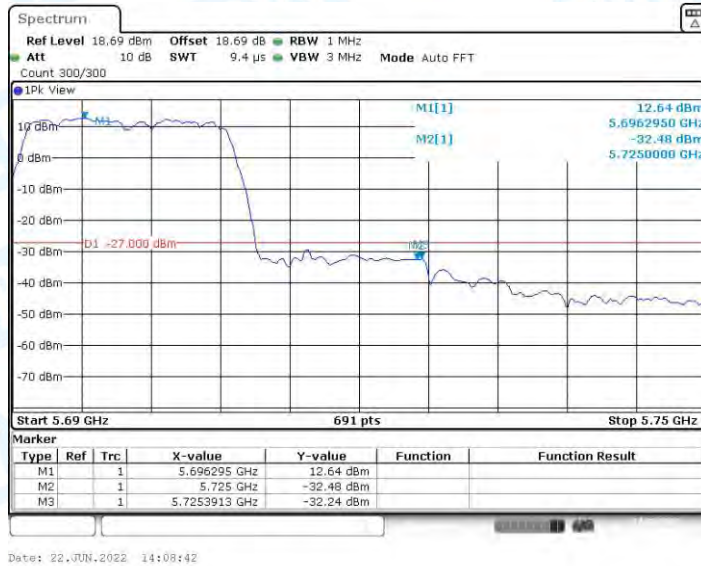
11AC20MIMO\_Ant2\_High\_5320



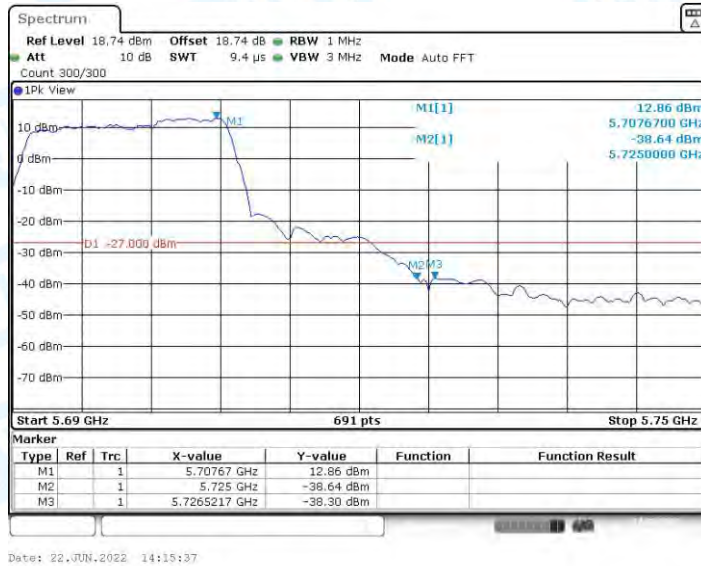
11AC20MIMO\_Ant1\_Low\_5500



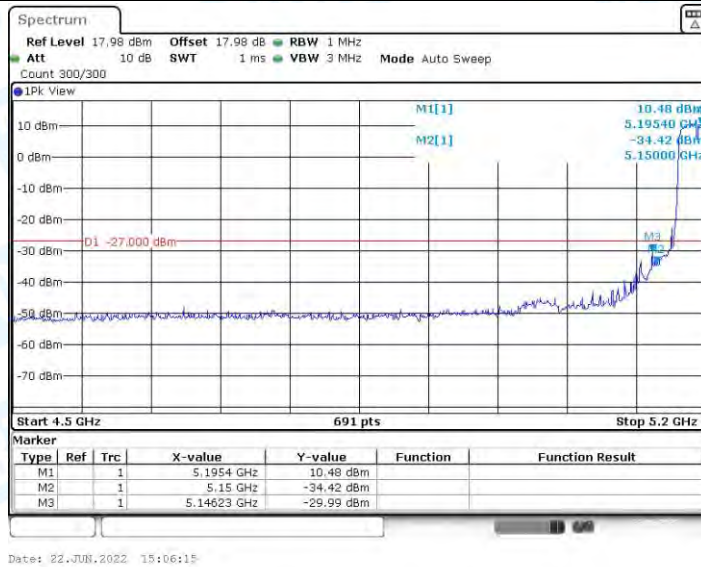
11AC20MIMO\_Ant2\_Low\_5500



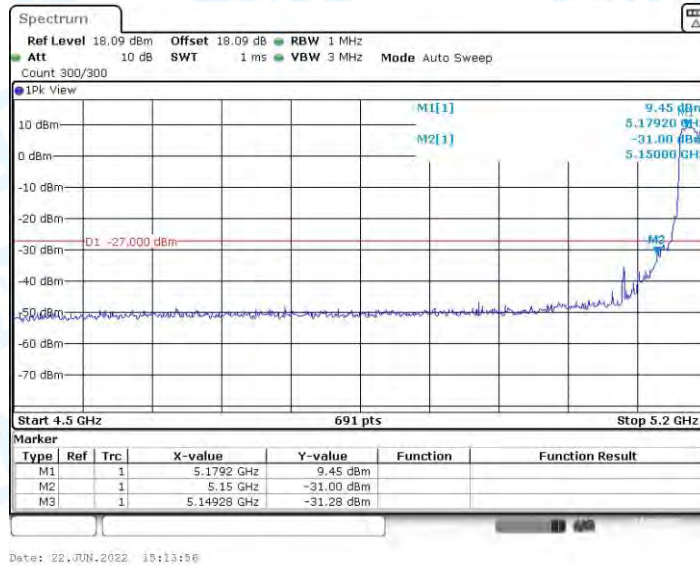
11AC20MIMO\_Ant1\_High\_5700



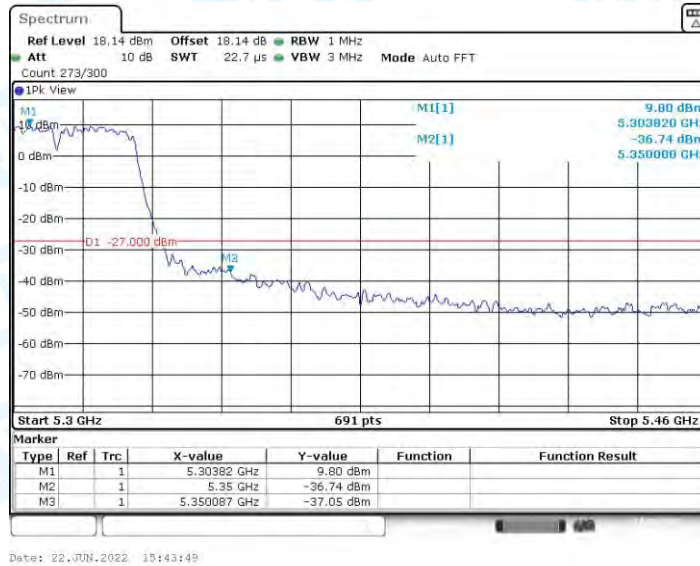
11AC20MIMO\_Ant2\_High\_5700



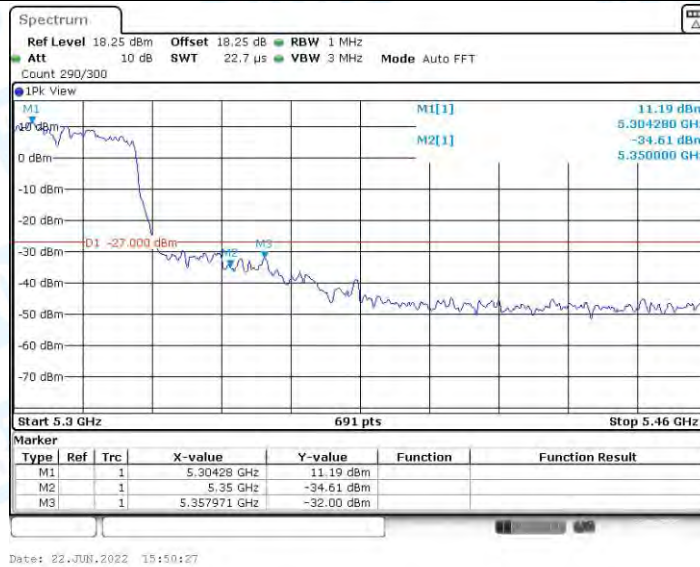
11AC40MIMO\_Ant1\_Low\_5190



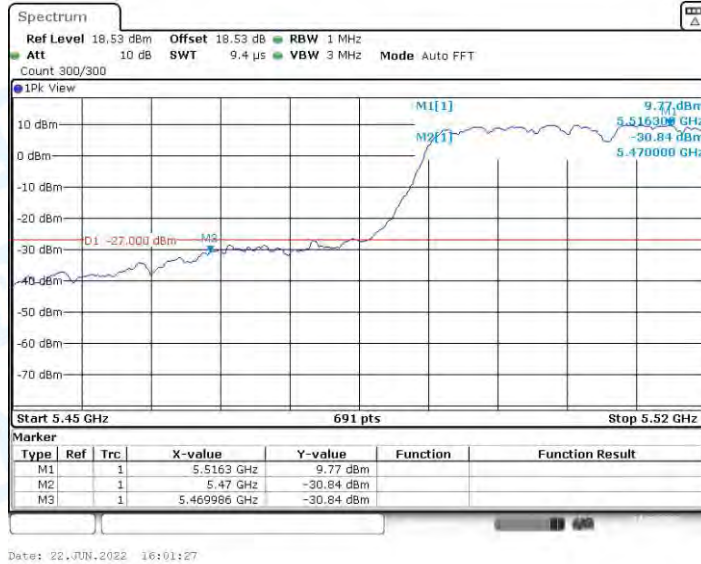
11AC40MIMO\_Ant2\_Low\_5190



11AC40MIMO\_Ant1\_High\_5310



11AC40MIMO\_Ant2\_High\_5310



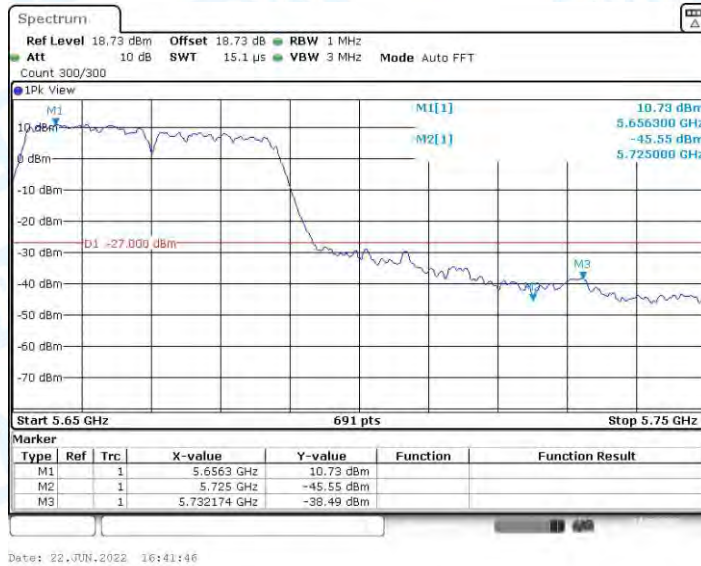
11AC40MIMO\_Ant1\_Low\_5510



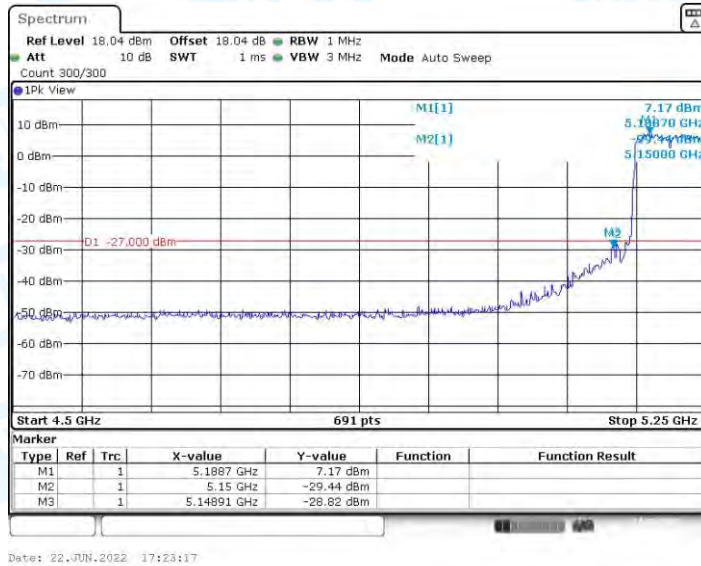
11AC40MIMO\_Ant2\_Low\_5510



11AC40MIMO\_Ant1\_High\_5670



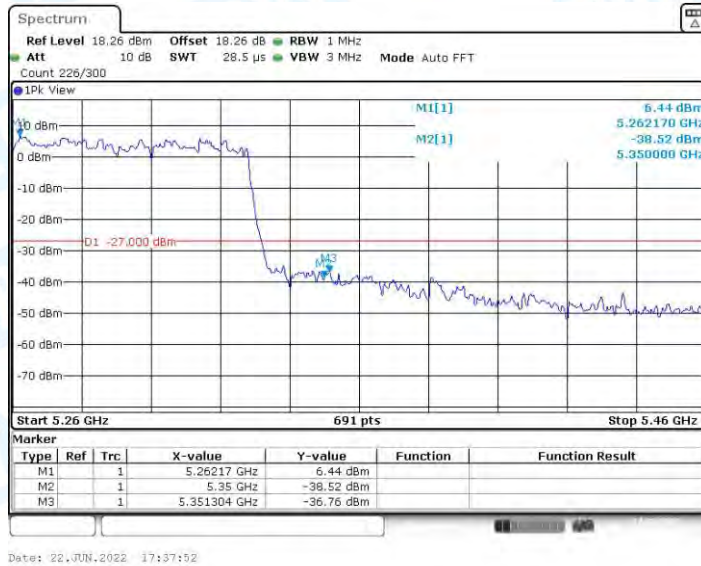
### 11AC40MIMO\_Ant2\_High\_5670



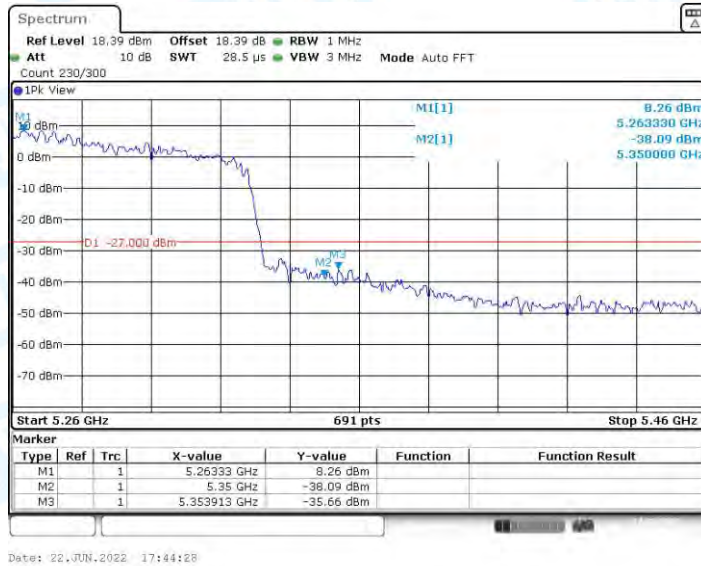
### 11AC80MIMO\_Ant1\_Low\_5210



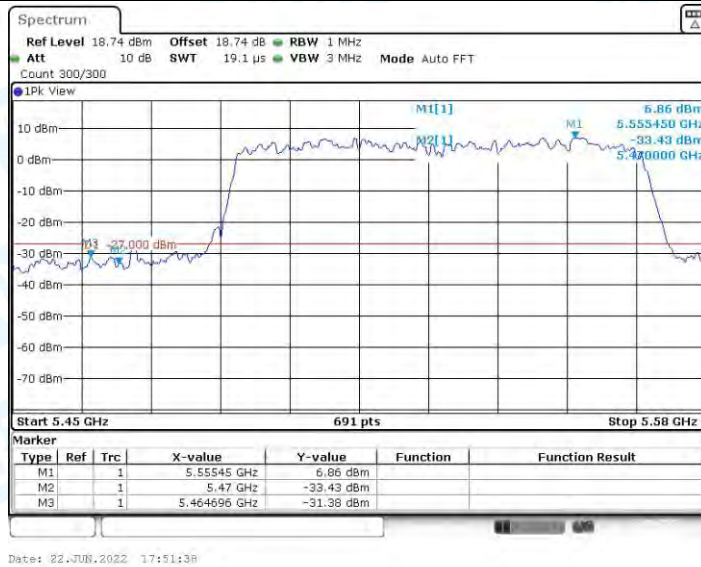
### 11AC80MIMO\_Ant2\_Low\_5210



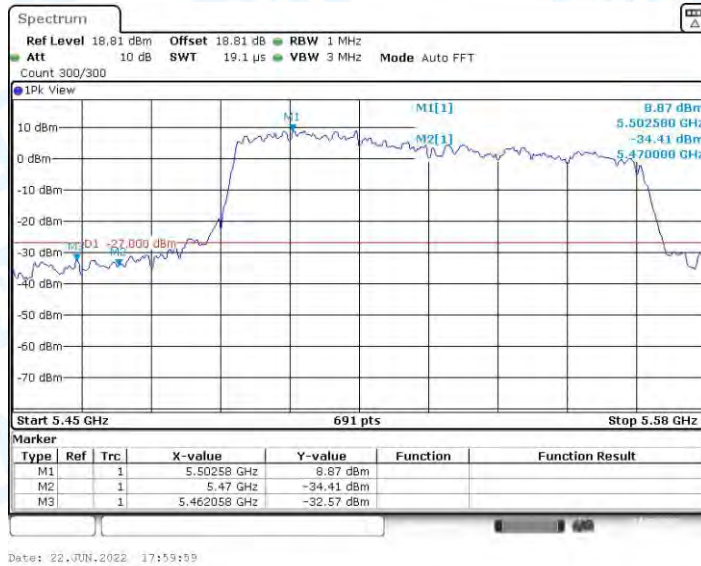
11AC80MIMO\_Ant1\_High\_5290



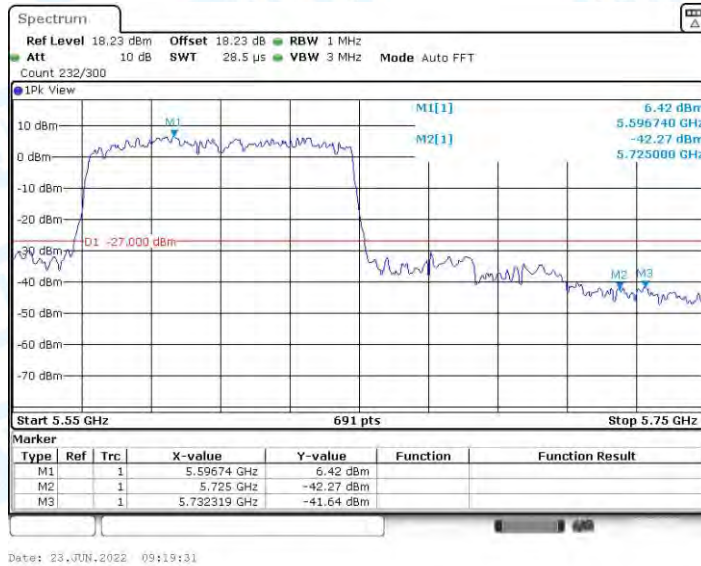
11AC80MIMO\_Ant2\_High\_5290



11AC80MIMO\_Ant1\_Low\_5530



11AC80MIMO\_Ant2\_Low\_5530



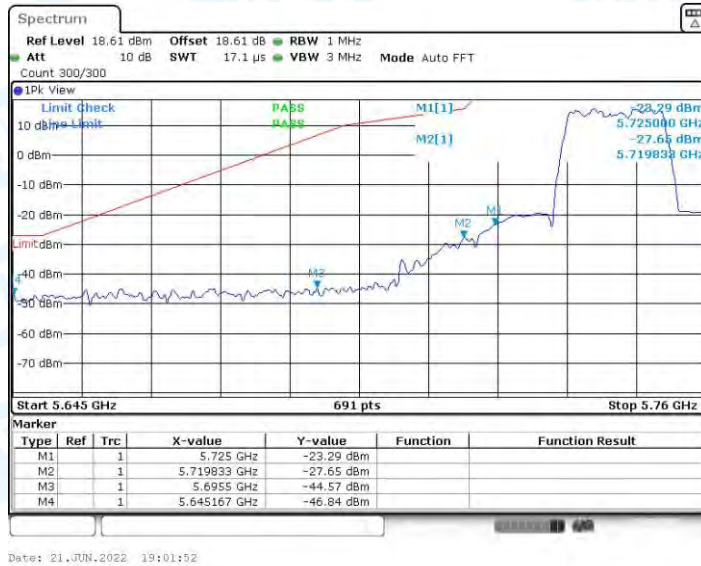
11AC80MIMO\_Ant1\_High\_5610



11AC80MIMO\_Ant2\_High\_5610



11A\_Ant1\_Low\_5745

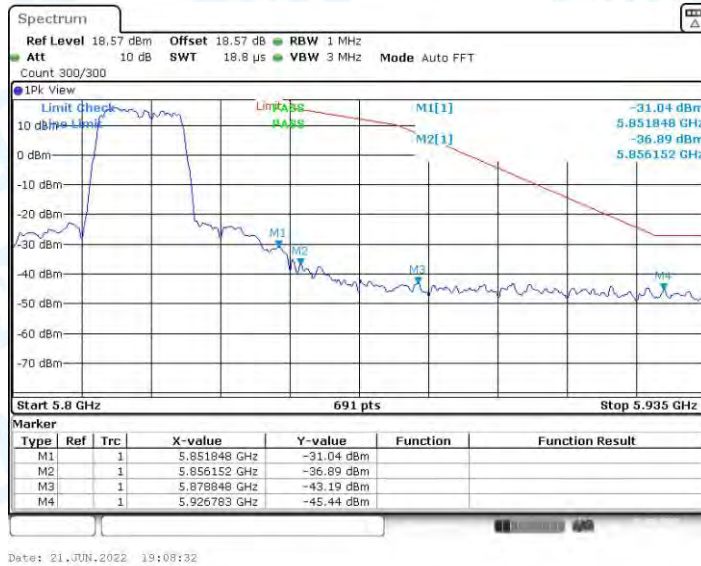


11A\_Ant2\_Low\_5745

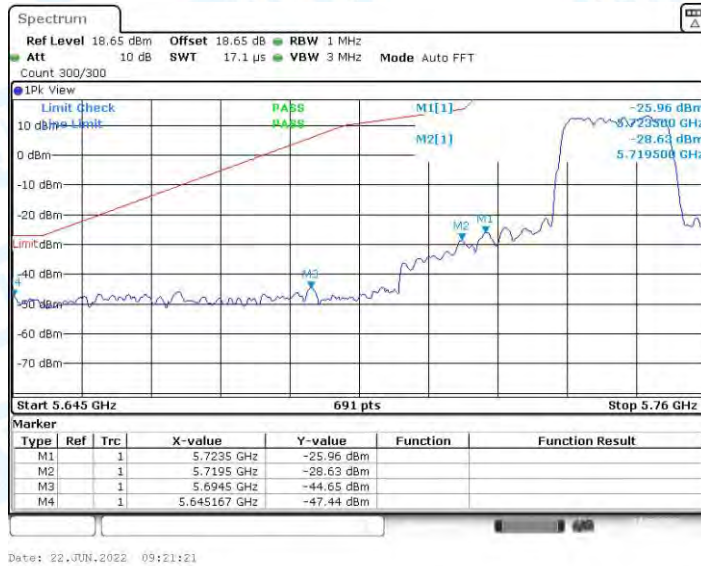


11A\_Ant1\_High\_5825

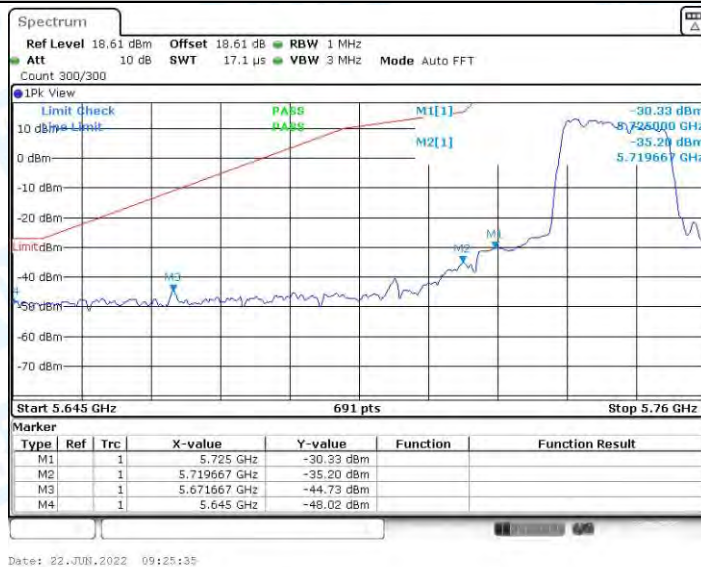




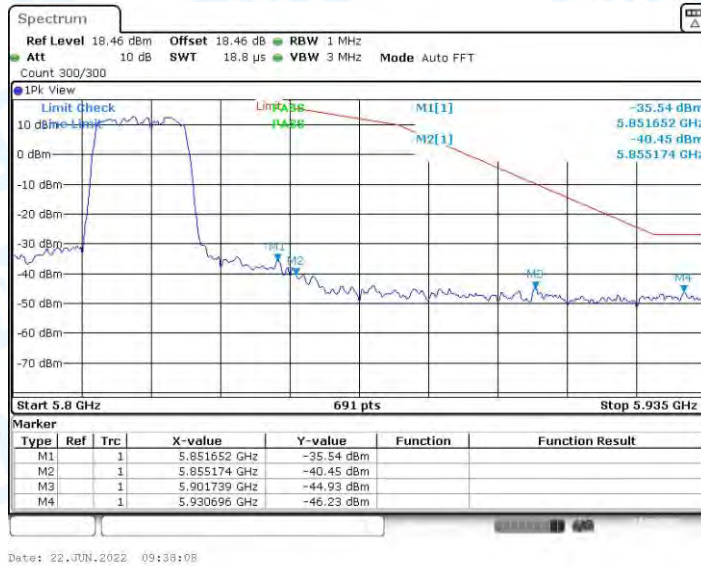
### 11A\_Ant2\_High\_5825



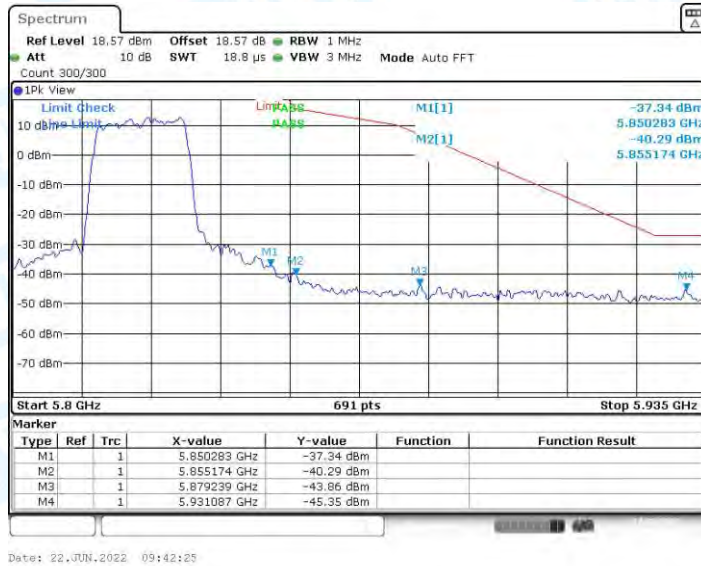
### 11N20MIMO\_Ant1\_Low\_5745



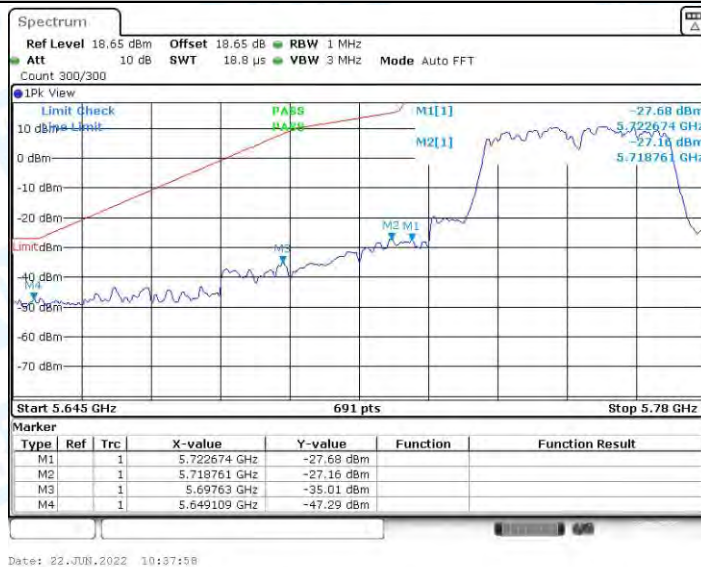
### 11N20MIMO\_Ant2\_Low\_5745



### 11N20MIMO\_Ant1\_High\_5825



### 11N20MIMO\_Ant2\_High\_5825



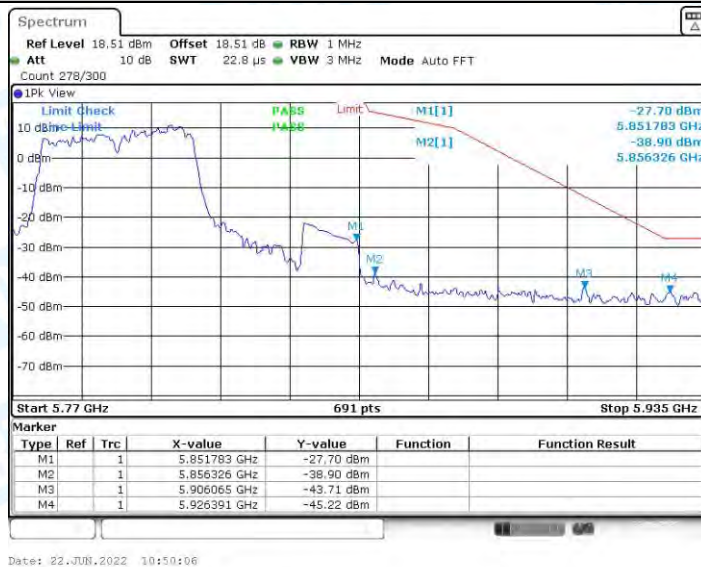
### 11N40MIMO\_Ant1\_Low\_5755



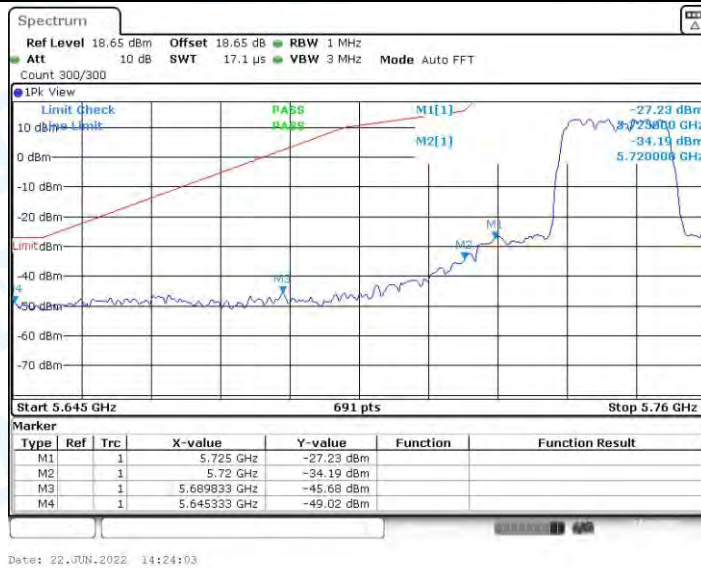
11N40MIMO\_Ant2\_Low\_5755



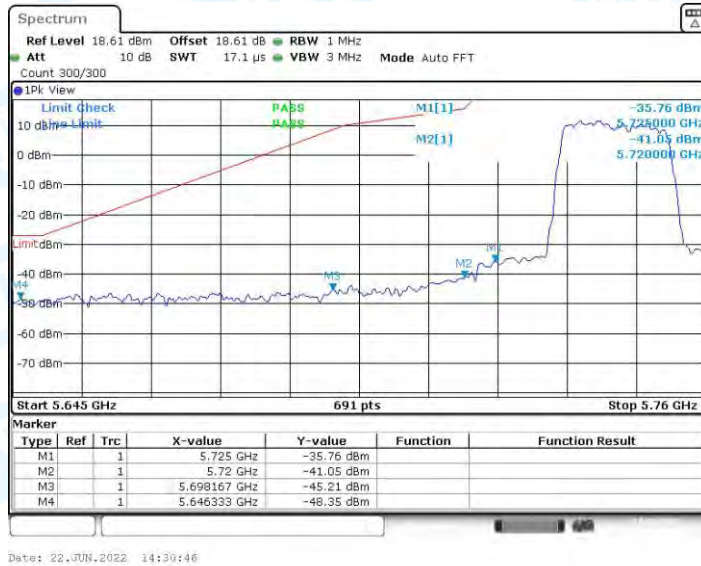
11N40MIMO\_Ant1\_High\_5795



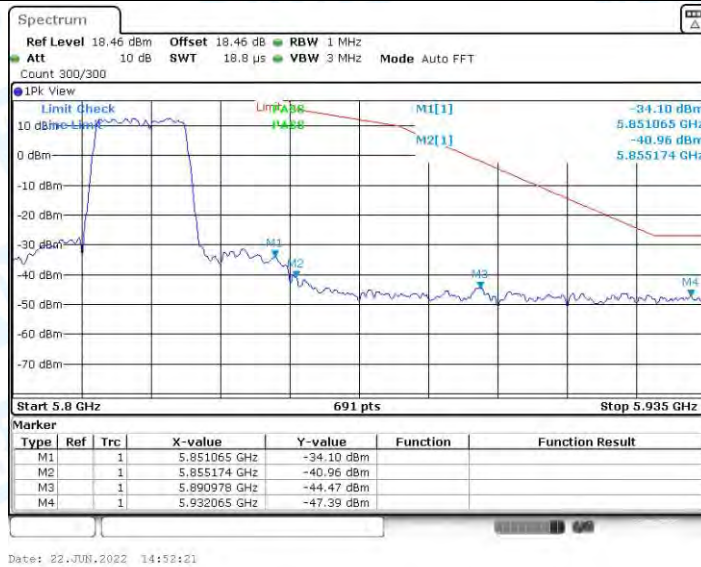
11N40MIMO\_Ant2\_High\_5795



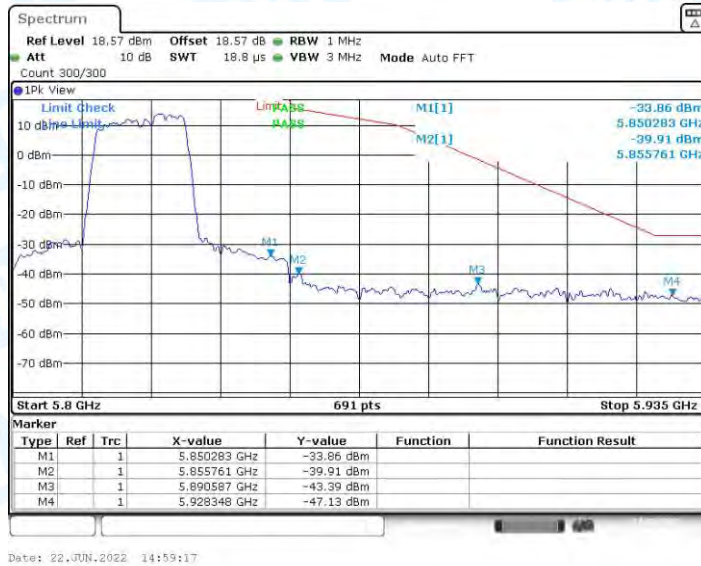
11AC20MIMO\_Ant1\_Low\_5745



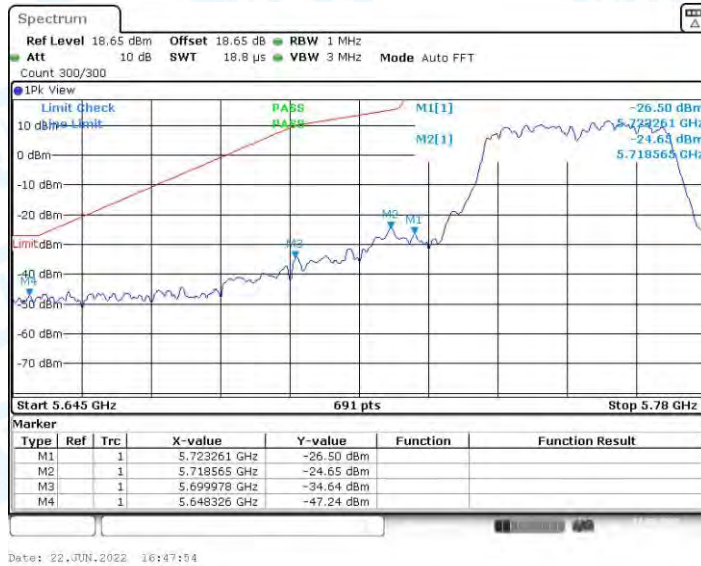
11AC20MIMO\_Ant2\_Low\_5745



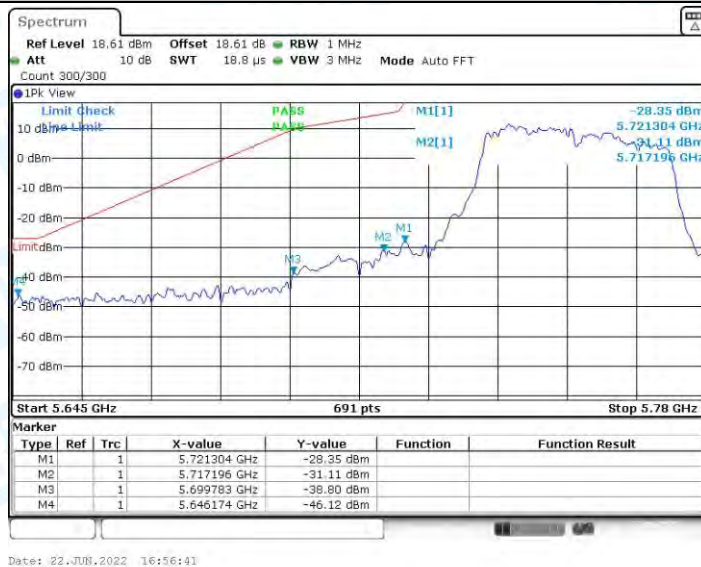
11AC20MIMO\_Ant1\_High\_5825



11AC20MIMO\_Ant2\_High\_5825



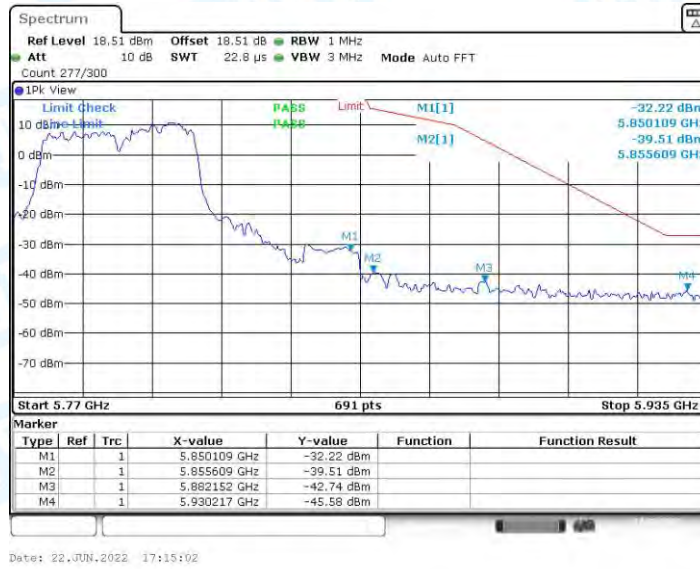
11AC40MIMO\_Ant1\_Low\_5755



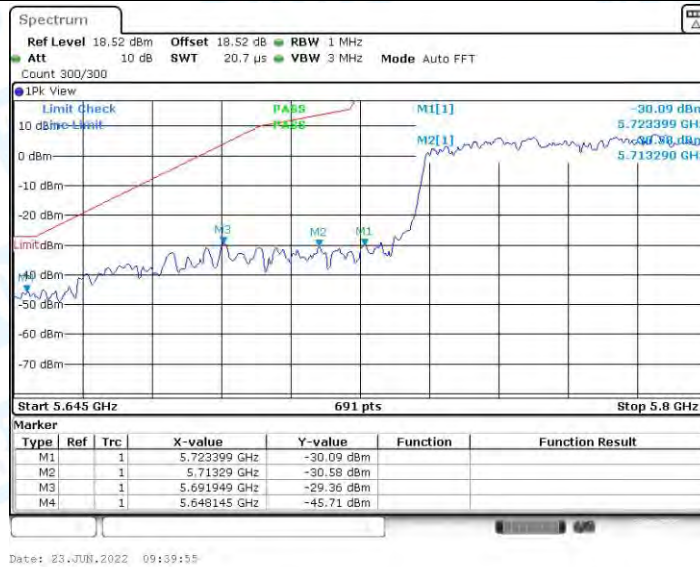
11AC40MIMO\_Ant2\_Low\_5755



11AC40MIMO\_Ant1\_High\_5795



11AC40MIMO\_Ant2\_High\_5795



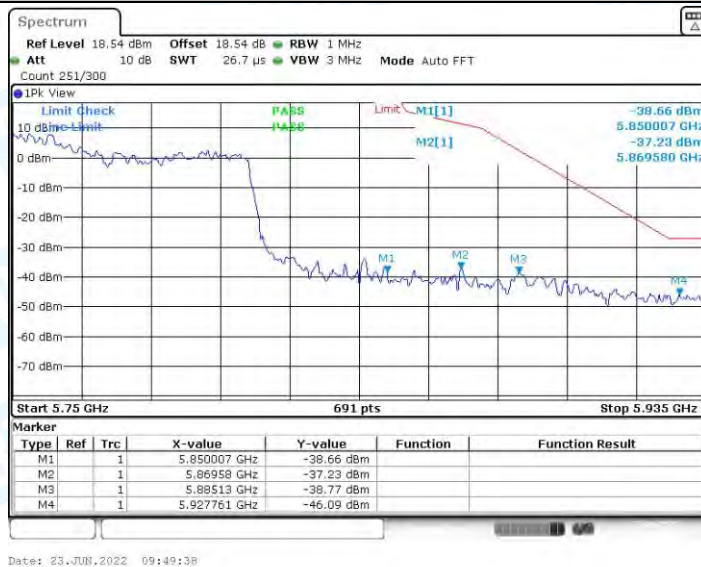
11AC80MIMO\_Ant1\_Low\_5775



11AC80MIMO\_Ant1\_High\_5775



11AC80MIMO\_Ant2\_Low\_5775



11AC80MIMO\_Ant2\_High\_5775

## 7. Emissions in Restricted Bands

### 7.1. Test Result

TestMode	Antenna	ChName	Channel	Detector	Freq [MHz]	EIRP [dBm]	Limit [dBm]	Verdict
11A	Ant1	Low	5180	AV	4500.000	-62.6	≤-41.20	PASS
				AV	5149.275	-50.89	≤-41.20	PASS
				AV	5150.000	-49.99	≤-41.20	PASS
				Peak	4500.000	-51.98	≤-21.20	PASS
				Peak	5145.217	-33.55	≤-21.20	PASS
				Peak	5150.000	-33.65	≤-21.20	PASS
	Ant2	Low	5180	AV	4500.000	-62.84	≤-41.20	PASS
				AV	5149.275	-50.37	≤-41.20	PASS
				AV	5150.000	-49.27	≤-41.20	PASS
				Peak	4500.000	-51.52	≤-21.20	PASS
				Peak	5145.217	-33.16	≤-21.20	PASS
				Peak	5150.000	-33.95	≤-21.20	PASS
	Ant1	High	5320	AV	5350.000	-49.05	≤-41.20	PASS
				AV	5350.087	-49.19	≤-41.20	PASS
				AV	5460.000	-57.54	≤-41.20	PASS
				Peak	5350.000	-33.22	≤-21.20	PASS
				Peak	5352.870	-31.93	≤-21.20	PASS
				Peak	5460.000	-47.89	≤-21.20	PASS
	Ant2	High	5320	AV	5350.000	-49.21	≤-41.20	PASS
				AV	5350.087	-49.41	≤-41.20	PASS
				AV	5460.000	-57.17	≤-41.20	PASS
				Peak	5350.000	-33.82	≤-21.20	PASS
				Peak	5350.087	-33.86	≤-21.20	PASS
				Peak	5460.000	-45.69	≤-21.20	PASS
	Ant1	Low	5500	AV	5460.000	-53.53	≤-41.20	PASS
				AV	5470.000	-44.07	≤-41.20	PASS
				Peak	5460.000	-33.99	≤-21.20	PASS
				Peak	5464.957	-25.04	≤-21.20	PASS
				Peak	5470.000	-26.3	≤-21.20	PASS
	Ant2	Low	5500	AV	5460.000	-54.62	≤-41.20	PASS
				AV	5470.000	-50.46	≤-41.20	PASS
				Peak	5460.000	-44.03	≤-21.20	PASS
				Peak	5470.000	-34.92	≤-21.20	PASS
	Ant1	High	5700	AV	5725.000	-46	≤-41.20	PASS
				AV	5725.130	-45.96	≤-41.20	PASS
				AV	5735.000	-52.46	≤-41.20	PASS
				Peak	5725.000	-26.83	≤-21.20	PASS
				Peak	5725.043	-26.83	≤-21.20	PASS
				Peak	5735.000	-35.87	≤-21.20	PASS
	Ant2	High	5700	AV	5725.000	-47.97	≤-41.20	PASS
				AV	5725.043	-47.97	≤-41.20	PASS
				AV	5735.000	-52.67	≤-41.20	PASS
				Peak	5725.000	-28.27	≤-21.20	PASS
				Peak	5725.043	-28.27	≤-21.20	PASS
				Peak	5735.000	-35.54	≤-21.20	PASS
	Ant1	Low	5745	Peak	5650.000	-49.66	≤-27.00	PASS
				Peak	5700.000	-35.29	≤10.00	PASS
				Peak	5720.000	-20.95	≤15.60	PASS
Peak				5725.000	-19.21	≤27.00	PASS	
Ant2	Low	5745	Peak	5650.000	-48.16	≤-27.00	PASS	
			Peak	5700.000	-38.69	≤10.00	PASS	
			Peak	5720.000	-26.86	≤15.60	PASS	



	Ant1	High	5825	Peak	5725.000	-23.2	≤27.00	PASS	
				Peak	5850.000	-23.86	≤15.60	PASS	
				Peak	5855.000	-28.02	≤27.00	PASS	
				Peak	5875.000	-43	≤15.60	PASS	
				Peak	5925.000	-44.97	≤10.00	PASS	
	Ant2	High	5825	Peak	5850.000	-27.26	≤15.60	PASS	
				Peak	5855.000	-30.88	≤27.00	PASS	
				Peak	5875.000	-41.53	≤15.60	PASS	
				Peak	5925.000	-46.39	≤10.00	PASS	
	11N20MIM O	Ant1	Low	5180	AV	4500.000	-62.89	≤-41.20	PASS
					AV	5149.275	-56.76	≤-41.20	PASS
					AV	5150.000	-56.45	≤-41.20	PASS
					Peak	4500.000	-51.33	≤-21.20	PASS
					Peak	5149.275	-40	≤-21.20	PASS
Ant2		Low	5180	Peak	5150.000	-42.66	≤-21.20	PASS	
				AV	4500.000	-62.7	≤-41.20	PASS	
				AV	5149.275	-55.27	≤-41.20	PASS	
				AV	5150.000	-54.82	≤-41.20	PASS	
				Peak	4500.000	-50.81	≤-21.20	PASS	
total		Low	5180	Peak	5145.217	-38.22	≤-21.20	PASS	
				Peak	5150.000	-39.39	≤-21.20	PASS	
				AV	4500.000	-59.78	≤-41.20	PASS	
				AV	5149.275	-52.94	≤-41.20	PASS	
	AV			5150.000	-52.55	≤-41.20	PASS		
Ant1	High	5320	Peak	4500.000	-48.05	≤-21.20	PASS		
			Peak	5145.217	-36.01	≤-21.20	PASS		
			Peak	5150.000	-37.71	≤-21.20	PASS		
			AV	5350.000	-54.73	≤-41.20	PASS		
			AV	5350.319	-54.7	≤-41.20	PASS		
Ant2	High	5320	AV	5460.000	-58.84	≤-41.20	PASS		
			Peak	5350.000	-41.75	≤-21.20	PASS		
			Peak	5352.406	-35.54	≤-21.20	PASS		
			Peak	5460.000	-48.2	≤-21.20	PASS		
			AV	5350.000	-53.93	≤-41.20	PASS		
total	High	5320	AV	5350.087	-53.96	≤-41.20	PASS		
			AV	5460.000	-58.17	≤-41.20	PASS		
			Peak	5350.000	-40.76	≤-21.20	PASS		
			Peak	5350.319	-39.98	≤-21.20	PASS		
			Peak	5460.000	-48.88	≤-21.20	PASS		
Ant1	Low	5500	AV	5350.000	-51.30	≤-41.20	PASS		
			AV	5350.087	-51.30	≤-41.20	PASS		
			AV	5460.000	-55.48	≤-41.20	PASS		
			Peak	5350.000	-38.22	≤-21.20	PASS		
			Peak	5350.319	-34.21	≤-21.20	PASS		
Ant2	Low	5500	Peak	5460.000	-45.52	≤-21.20	PASS		
			AV	5460.000	-56.61	≤-41.20	PASS		
			AV	5470.000	-49.16	≤-41.20	PASS		
			Peak	5460.000	-41.64	≤-21.20	PASS		
			Peak	5464.609	-32.28	≤-21.20	PASS		
total	Low	5500	Peak	5470.000	-34.35	≤-21.20	PASS		
			AV	5460.000	-55.9	≤-41.20	PASS		
			AV	5469.565	-53.18	≤-41.20	PASS		
			AV	5470.000	-53.36	≤-41.20	PASS		
			Peak	5460.000	-45.83	≤-21.20	PASS		
total	Low	5500	Peak	5469.826	-37.82	≤-21.20	PASS		
			Peak	5470.000	-38.02	≤-21.20	PASS		
			AV	5460.000	-53.23	≤-41.20	PASS		
				AV	5470.000	-47.76	≤-41.20	PASS	

11N40MIM O	Ant1	High	5700	Peak	5460.000	-40.24	≤-21.20	PASS
				Peak	5469.826	-31.21	≤-21.20	PASS
				Peak	5470.000	-32.80	≤-21.20	PASS
				AV	5725.000	-48.42	≤-41.20	PASS
				AV	5725.043	-48.42	≤-41.20	PASS
				AV	5735.000	-54.35	≤-41.20	PASS
				Peak	5725.000	-29.13	≤-21.20	PASS
				Peak	5725.130	-29.11	≤-21.20	PASS
	Ant2	High	5700	Peak	5735.000	-36.5	≤-21.20	PASS
				AV	5725.000	-49.9	≤-41.20	PASS
				AV	5725.043	-49.9	≤-41.20	PASS
				AV	5735.000	-54.49	≤-41.20	PASS
				Peak	5725.000	-34.65	≤-21.20	PASS
				Peak	5726.609	-31.78	≤-21.20	PASS
	total	High	5700	Peak	5735.000	-40.66	≤-21.20	PASS
				AV	5725.000	-46.09	≤-41.20	PASS
				AV	5725.043	-46.09	≤-41.20	PASS
				AV	5735.000	-51.41	≤-41.20	PASS
				Peak	5725.000	-28.06	≤-21.20	PASS
				Peak	5726.609	-27.23	≤-21.20	PASS
	Ant1	Low	5745	Peak	5735.000	-35.09	≤-21.20	PASS
				Peak	5650.000	-49.24	≤-27.00	PASS
				Peak	5700.000	-43.92	≤10.00	PASS
				Peak	5720.000	-28.08	≤15.60	PASS
	Ant2	Low	5745	Peak	5725.000	-25.84	≤27.00	PASS
				Peak	5650.000	-48.04	≤-27.00	PASS
				Peak	5700.000	-46.34	≤10.00	PASS
				Peak	5720.000	-32.54	≤15.60	PASS
	total	Low	5745	Peak	5725.000	-32.09	≤27.00	PASS
				Peak	5650.000	-45.59	≤-27.00	PASS
	Ant1	High	5825	Peak	5700.000	-41.95	≤-27.00	PASS
				Peak	5850.000	-36.17	≤15.60	PASS
				Peak	5855.000	-38.63	≤27.00	PASS
				Peak	5875.000	-46.09	≤15.60	PASS
				Peak	5925.000	-47.38	≤10.00	PASS
				Peak	5850.000	-36.48	≤15.60	PASS
Ant2		High	5825	Peak	5855.000	-39.07	≤27.00	PASS
				Peak	5875.000	-45.77	≤15.60	PASS
				Peak	5925.000	-46.88	≤10.00	PASS
				Peak	5850.000	-33.31	≤-27.00	PASS
				Peak	5855.000	-35.83	≤-27.00	PASS
				Peak	5875.000	-42.92	≤-27.00	PASS
total	High	5825	Peak	5925.000	-44.11	≤-27.00	PASS	
			AV	4500.000	-62.88	≤-41.20	PASS	
			AV	5149.275	-47.07	≤-41.20	PASS	
			AV	5150.000	-46.8	≤-41.20	PASS	
			Peak	4500.000	-51.45	≤-21.20	PASS	
			Peak	5149.275	-30.66	≤-21.20	PASS	
Ant2	Low	5190	Peak	5150.000	-31.05	≤-21.20	PASS	
			AV	4500.000	-62.34	≤-41.20	PASS	
			AV	5149.275	-45.69	≤-41.20	PASS	
			AV	5150.000	-45.42	≤-41.20	PASS	
			Peak	4500.000	-51.6	≤-21.20	PASS	
			Peak	5148.261	-31.46	≤-21.20	PASS	
total	Low	5190	Peak	5150.000	-30.02	≤-21.20	PASS	
			AV	4500.000	-59.59	≤-41.20	PASS	
			AV	5149.275	-43.32	≤-41.20	PASS	
			AV	5150.000	-43.05	≤-41.20	PASS	
				Peak	4500.000	-48.51	≤-21.20	PASS

	Ant1	High	5310	Peak	5148.261	-28.03	≤-21.20	PASS
				Peak	5150.000	-27.49	≤-21.20	PASS
				AV	5350.000	-47.52	≤-41.20	PASS
				AV	5350.319	-47.45	≤-41.20	PASS
				AV	5460.000	-58.73	≤-41.20	PASS
				Peak	5350.000	-36.49	≤-21.20	PASS
				Peak	5358.899	-35.35	≤-21.20	PASS
	Ant2	High	5310	Peak	5460.000	-49.51	≤-21.20	PASS
				AV	5350.000	-44.43	≤-41.20	PASS
				AV	5350.783	-44.66	≤-41.20	PASS
				AV	5460.000	-56.77	≤-41.20	PASS
				Peak	5350.000	-32.76	≤-21.20	PASS
	total	High	5310	Peak	5352.638	-30.82	≤-21.20	PASS
				Peak	5460.000	-47.52	≤-21.20	PASS
				AV	5350.000	-42.70	≤-41.20	PASS
				AV	5350.783	-42.82	≤-41.20	PASS
				AV	5460.000	-54.63	≤-41.20	PASS
				Peak	5350.000	-31.23	≤-21.20	PASS
	Ant1	Low	5510	Peak	5352.638	-29.51	≤-21.20	PASS
				Peak	5460.000	-45.39	≤-21.20	PASS
				AV	5460.000	-47.48	≤-41.20	PASS
AV				5469.986	-42.83	≤-41.20	PASS	
AV				5470.000	-42.83	≤-41.20	PASS	
Peak				5460.000	-28.03	≤-21.20	PASS	
Ant2	Low	5510	Peak	5463.391	-26.88	≤-21.20	PASS	
			Peak	5470.000	-29.74	≤-21.20	PASS	
			AV	5460.000	-53.52	≤-41.20	PASS	
			AV	5469.884	-48.62	≤-41.20	PASS	
			AV	5470.000	-48.63	≤-41.20	PASS	
			Peak	5460.000	-41.03	≤-21.20	PASS	
total	Low	5510	Peak	5467.449	-34.92	≤-21.20	PASS	
			Peak	5470.000	-36.82	≤-21.20	PASS	
			AV	5460.000	-46.51	≤-41.20	PASS	
			AV	5469.884	-41.81	≤-41.20	PASS	
			AV	5470.000	-41.82	≤-41.20	PASS	
			Peak	5460.000	-27.82	≤-21.20	PASS	
Ant1	High	5670	Peak	5467.449	-26.25	≤-21.20	PASS	
			Peak	5470.000	-28.96	≤-21.20	PASS	
			AV	5725.000	-50.45	≤-41.20	PASS	
			AV	5725.652	-50.05	≤-41.20	PASS	
			AV	5735.000	-52.62	≤-41.20	PASS	
			Peak	5725.000	-36.09	≤-21.20	PASS	
Ant2	High	5670	Peak	5725.507	-31.86	≤-21.20	PASS	
			Peak	5735.000	-34.13	≤-21.20	PASS	
			AV	5725.000	-52.31	≤-41.20	PASS	
			AV	5725.652	-51.87	≤-41.20	PASS	
			AV	5735.000	-53.58	≤-41.20	PASS	
			Peak	5725.000	-37.82	≤-21.20	PASS	
total	High	5670	Peak	5727.971	-34.24	≤-21.20	PASS	
			Peak	5735.000	-43.3	≤-21.20	PASS	
			AV	5725.000	-48.27	≤-41.20	PASS	
			AV	5725.652	-47.86	≤-41.20	PASS	
			AV	5735.000	-50.06	≤-41.20	PASS	
			Peak	5725.000	-33.86	≤-21.20	PASS	
Ant1	Low	5755	Peak	5727.971	-29.88	≤-21.20	PASS	
			Peak	5735.000	-33.63	≤-21.20	PASS	
			Peak	5650.000	-48.53	≤-27.00	PASS	
				Peak	5700.000	-33.2	≤10.00	PASS
				Peak	5720.000	-28.56	≤15.60	PASS

	Ant2	Low	5755	Peak	5725.000	-29.49	≤27.00	PASS
				Peak	5650.000	-47.43	≤-27.00	PASS
				Peak	5700.000	-35.47	≤10.00	PASS
				Peak	5720.000	-31.06	≤15.60	PASS
				Peak	5725.000	-31.69	≤27.00	PASS
	total	Low	5755	Peak	5650.000	-44.93	≤-27.00	PASS
				Peak	5700.000	-31.18	≤-27.00	PASS
				Peak	5725.000	-27.44	≤-27.00	PASS
	Ant1	High	5795	Peak	5850.000	-35.79	≤15.60	PASS
				Peak	5855.000	-37.01	≤27.00	PASS
				Peak	5875.000	-37.12	≤15.60	PASS
				Peak	5925.000	-46.93	≤10.00	PASS
	Ant2	High	5795	Peak	5850.000	-30.41	≤15.60	PASS
				Peak	5855.000	-38.1	≤27.00	PASS
				Peak	5875.000	-36.83	≤15.60	PASS
				Peak	5925.000	-45.29	≤10.00	PASS
total	High	5795	Peak	5850.000	-29.30	≤-27.00	PASS	
			Peak	5855.000	-34.51	≤-27.00	PASS	
			Peak	5875.000	-33.96	≤-27.00	PASS	
			Peak	5925.000	-43.02	≤-27.00	PASS	
11AC20MI MO	Ant1	Low	5180	AV	4500.000	-62.91	≤-41.20	PASS
				AV	5149.275	-55.12	≤-41.20	PASS
				AV	5150.000	-54.72	≤-41.20	PASS
				Peak	4500.000	-50.95	≤-21.20	PASS
				Peak	5148.261	-39.02	≤-21.20	PASS
				Peak	5150.000	-38.35	≤-21.20	PASS
	Ant2	Low	5180	AV	4500.000	-62.8	≤-41.20	PASS
				AV	5149.275	-54.23	≤-41.20	PASS
				AV	5150.000	-53.48	≤-41.20	PASS
				Peak	4500.000	-51.48	≤-21.20	PASS
				Peak	5149.275	-36.58	≤-21.20	PASS
				Peak	5150.000	-37.45	≤-21.20	PASS
	total	Low	5180	AV	4500.000	-59.84	≤-41.20	PASS
				AV	5149.275	-51.64	≤-41.20	PASS
				AV	5150.000	-51.05	≤-41.20	PASS
				Peak	4500.000	-48.20	≤-21.20	PASS
				Peak	5149.275	-34.62	≤-21.20	PASS
				Peak	5150.000	-34.87	≤-21.20	PASS
	Ant1	High	5320	AV	5350.000	-53.79	≤-41.20	PASS
				AV	5350.087	-53.83	≤-41.20	PASS
				AV	5460.000	-58.4	≤-41.20	PASS
				Peak	5350.000	-41.36	≤-21.20	PASS
				Peak	5350.087	-41.34	≤-21.20	PASS
				Peak	5460.000	-48.35	≤-21.20	PASS
Ant2	High	5320	AV	5350.000	-52.54	≤-41.20	PASS	
			AV	5350.319	-52.54	≤-41.20	PASS	
			AV	5460.000	-57.97	≤-41.20	PASS	
			Peak	5350.000	-38.97	≤-21.20	PASS	
			Peak	5351.014	-38.66	≤-21.20	PASS	
			Peak	5460.000	-48	≤-21.20	PASS	
total	High	5320	AV	5350.000	-50.11	≤-41.20	PASS	
			AV	5350.319	-50.13	≤-41.20	PASS	
			AV	5460.000	-55.17	≤-41.20	PASS	
			Peak	5350.000	-36.99	≤-21.20	PASS	
			Peak	5351.014	-36.79	≤-21.20	PASS	
			Peak	5460.000	-45.16	≤-21.20	PASS	
Ant1	Low	5500	AV	5460.000	-57.31	≤-41.20	PASS	
			AV	5470.000	-52.09	≤-41.20	PASS	
			Peak	5460.000	-45.37	≤-21.20	PASS	

	Ant2	Low	5500	Peak	5467.739	-32.74	≤-21.20	PASS
				Peak	5470.000	-34.39	≤-21.20	PASS
				AV	5460.000	-55.62	≤-41.20	PASS
				AV	5469.391	-53.72	≤-41.20	PASS
				AV	5470.000	-53.98	≤-41.20	PASS
				Peak	5460.000	-44.54	≤-21.20	PASS
				Peak	5468.435	-39.96	≤-21.20	PASS
	total	Low	5500	Peak	5470.000	-41.31	≤-21.20	PASS
				AV	5460.000	-53.37	≤-41.20	PASS
				AV	5469.391	-52.14	≤-41.20	PASS
				AV	5470.000	-49.92	≤-41.20	PASS
				Peak	5460.000	-41.92	≤-21.20	PASS
	Ant1	High	5700	Peak	5468.435	-31.99	≤-21.20	PASS
				Peak	5470.000	-33.59	≤-21.20	PASS
				AV	5725.000	-49.36	≤-41.20	PASS
				AV	5725.043	-49.36	≤-41.20	PASS
				AV	5735.000	-54.33	≤-41.20	PASS
				Peak	5725.000	-32.28	≤-21.20	PASS
	Ant2	High	5700	Peak	5726.609	-30.3	≤-21.20	PASS
				Peak	5735.000	-41.42	≤-21.20	PASS
				AV	5725.000	-51.49	≤-41.20	PASS
				AV	5725.043	-51.49	≤-41.20	PASS
				AV	5735.000	-54.85	≤-41.20	PASS
				Peak	5725.000	-37.63	≤-21.20	PASS
	total	High	5700	Peak	5726.783	-36.06	≤-21.20	PASS
				Peak	5735.000	-44.77	≤-21.20	PASS
				AV	5725.000	-47.29	≤-41.20	PASS
				AV	5725.043	-47.29	≤-41.20	PASS
AV				5735.000	-51.57	≤-41.20	PASS	
Peak				5725.000	-31.17	≤-21.20	PASS	
Ant1	Low	5745	Peak	5726.783	-29.28	≤-21.20	PASS	
			Peak	5735.000	-39.77	≤-21.20	PASS	
			Peak	5650.000	-49.03	≤-27.00	PASS	
			Peak	5700.000	-45.93	≤10.00	PASS	
Ant2	Low	5745	Peak	5720.000	-30.8	≤15.60	PASS	
			Peak	5725.000	-27.23	≤27.00	PASS	
			Peak	5650.000	-49.02	≤-27.00	PASS	
			Peak	5700.000	-43.08	≤10.00	PASS	
total	Low	5745	Peak	5720.000	-37.21	≤15.60	PASS	
			Peak	5725.000	-35.37	≤27.00	PASS	
			Peak	5650.000	-46.01	≤-27.00	PASS	
			Peak	5700.000	-41.26	≤-27.00	PASS	
Ant1	High	5825	Peak	5720.000	-29.91	≤-27.00	PASS	
			Peak	5850.000	-31.27	≤15.60	PASS	
			Peak	5855.000	-37.45	≤27.00	PASS	
			Peak	5875.000	-46.56	≤15.60	PASS	
Ant2	High	5825	Peak	5925.000	-47.39	≤10.00	PASS	
			Peak	5850.000	-33.46	≤15.60	PASS	
			Peak	5855.000	-41.28	≤27.00	PASS	
			Peak	5875.000	-43.33	≤15.60	PASS	
total	High	5825	Peak	5925.000	-46.89	≤10.00	PASS	
			Peak	5850.000	-29.22	≤-27.00	PASS	
			Peak	5855.000	-35.95	≤-27.00	PASS	
			Peak	5875.000	-41.64	≤-27.00	PASS	
11AC40MI MO	Ant1	Low	5190	Peak	5925.000	-44.12	≤-27.00	PASS
				AV	4500.000	-62.58	≤-41.20	PASS
				AV	5149.275	-45.72	≤-41.20	PASS
				AV	5150.000	-45.75	≤-41.20	PASS
				Peak	4500.000	-50.91	≤-21.20	PASS

	Ant2	Low	5190	Peak	5148.261	-29.7	≤-21.20	PASS
				Peak	5150.000	-29.62	≤-21.20	PASS
				AV	4500.000	-62.39	≤-41.20	PASS
				AV	5149.275	-45.37	≤-41.20	PASS
				AV	5150.000	-44.92	≤-41.20	PASS
				Peak	4500.000	-49.86	≤-21.20	PASS
				Peak	5149.275	-31.37	≤-21.20	PASS
	total	Low	5190	Peak	5150.000	-30.78	≤-21.20	PASS
				AV	4500.000	-59.47	≤-41.20	PASS
				AV	5149.275	-42.53	≤-41.20	PASS
				AV	5150.000	-42.30	≤-41.20	PASS
				Peak	4500.000	-47.34	≤-21.20	PASS
	Ant1	High	5310	Peak	5149.275	-27.44	≤-21.20	PASS
				Peak	5150.000	-27.15	≤-21.20	PASS
				AV	5350.000	-47.98	≤-41.20	PASS
				AV	5350.087	-47.93	≤-41.20	PASS
				AV	5460.000	-58.38	≤-41.20	PASS
				Peak	5350.000	-37.26	≤-21.20	PASS
	Ant2	High	5310	Peak	5352.406	-34.9	≤-21.20	PASS
				Peak	5460.000	-48.08	≤-21.20	PASS
				AV	5350.000	-45.07	≤-41.20	PASS
				AV	5350.087	-45.06	≤-41.20	PASS
				AV	5460.000	-56.62	≤-41.20	PASS
				Peak	5350.000	-32.67	≤-21.20	PASS
	total	High	5310	Peak	5352.406	-32.23	≤-21.20	PASS
				Peak	5460.000	-45.64	≤-21.20	PASS
				AV	5350.000	-43.28	≤-41.20	PASS
				AV	5350.087	-43.25	≤-41.20	PASS
AV				5460.000	-54.40	≤-41.20	PASS	
Peak				5350.000	-31.37	≤-21.20	PASS	
Ant1	Low	5510	Peak	5352.406	-30.35	≤-21.20	PASS	
			Peak	5460.000	-43.68	≤-21.20	PASS	
			AV	5460.000	-48.71	≤-41.20	PASS	
			AV	5469.986	-42.92	≤-41.20	PASS	
			AV	5470.000	-42.92	≤-41.20	PASS	
			Peak	5460.000	-33.42	≤-21.20	PASS	
Ant2	Low	5510	Peak	5465.217	-28.18	≤-21.20	PASS	
			Peak	5470.000	-31.19	≤-21.20	PASS	
			AV	5460.000	-51.56	≤-41.20	PASS	
			AV	5469.580	-46.17	≤-41.20	PASS	
			AV	5470.000	-46.28	≤-41.20	PASS	
			Peak	5460.000	-36.42	≤-21.20	PASS	
total	Low	5510	Peak	5465.725	-31.85	≤-21.20	PASS	
			Peak	5470.000	-33.71	≤-21.20	PASS	
			AV	5460.000	-46.89	≤-41.20	PASS	
			AV	5469.580	-41.24	≤-41.20	PASS	
			AV	5470.000	-41.27	≤-41.20	PASS	
			Peak	5460.000	-31.66	≤-21.20	PASS	
Ant1	High	5670	Peak	5465.725	-26.63	≤-21.20	PASS	
			Peak	5470.000	-29.26	≤-21.20	PASS	
			AV	5725.000	-52.68	≤-41.20	PASS	
			AV	5725.797	-51.57	≤-41.20	PASS	
			AV	5735.000	-53.3	≤-41.20	PASS	
			Peak	5725.000	-38.98	≤-21.20	PASS	
Ant2	High	5670	Peak	5728.406	-32.5	≤-21.20	PASS	
			Peak	5735.000	-35.49	≤-21.20	PASS	
			AV	5725.000	-53.32	≤-41.20	PASS	
			AV	5728.841	-52.78	≤-41.20	PASS	
				AV	5735.000	-54.01	≤-41.20	PASS

	total	High	5670	Peak	5725.000	-45.01	≤-21.20	PASS
				Peak	5732.609	-36.74	≤-21.20	PASS
				Peak	5735.000	-44.11	≤-21.20	PASS
				AV	5725.000	-49.98	≤-41.20	PASS
				AV	5728.841	-49.12	≤-41.20	PASS
				AV	5735.000	-50.63	≤-41.20	PASS
				Peak	5725.000	-38.01	≤-21.20	PASS
				Peak	5732.609	-31.11	≤-21.20	PASS
	Ant1	Low	5755	Peak	5735.000	-34.93	≤-21.20	PASS
				Peak	5650.000	-47.88	≤-27.00	PASS
				Peak	5700.000	-33.99	≤10.00	PASS
				Peak	5720.000	-28.03	≤15.60	PASS
	Ant2	Low	5755	Peak	5725.000	-23.51	≤27.00	PASS
				Peak	5650.000	-46.78	≤-27.00	PASS
				Peak	5700.000	-37.32	≤10.00	PASS
				Peak	5720.000	-31.11	≤15.60	PASS
	total	Low	5755	Peak	5725.000	-30.3	≤27.00	PASS
				Peak	5650.000	-44.28	≤-27.00	PASS
	Ant1	High	5795	Peak	5700.000	-32.33	≤-27.00	PASS
				Peak	5850.000	-37.24	≤15.60	PASS
				Peak	5855.000	-42.18	≤27.00	PASS
				Peak	5875.000	-44.82	≤15.60	PASS
	Ant2	High	5795	Peak	5925.000	-47.06	≤10.00	PASS
				Peak	5850.000	-39.11	≤15.60	PASS
Peak				5855.000	-34.2	≤27.00	PASS	
Peak				5875.000	-44.16	≤15.60	PASS	
total	High	5795	Peak	5925.000	-46.58	≤10.00	PASS	
			Peak	5850.000	-35.06	≤-27.00	PASS	
			Peak	5855.000	-33.56	≤-27.00	PASS	
			Peak	5875.000	-41.47	≤-27.00	PASS	
11AC80MI MO	Ant1	Low	5210	Peak	5925.000	-43.80	≤-27.00	PASS
				AV	4500.000	-62.21	≤-41.20	PASS
				AV	5150.000	-42.63	≤-41.20	PASS
				Peak	4500.000	-51.3	≤-21.20	PASS
	Ant2	Low	5210	Peak	5150.000	-29.13	≤-21.20	PASS
				AV	4500.000	-61.48	≤-41.20	PASS
				AV	5150.000	-41.81	≤-41.20	PASS
				Peak	4500.000	-50.07	≤-21.20	PASS
	total	Low	5210	Peak	5146.739	-30.16	≤-21.20	PASS
				Peak	5150.000	-31.18	≤-21.20	PASS
				AV	4500.000	-58.82	≤-41.20	PASS
				Peak	4500.000	-47.63	≤-21.20	PASS
	Ant1	High	5290	Peak	5146.739	-30.13	≤-21.20	PASS
				Peak	5150.000	-27.02	≤-21.20	PASS
				AV	5350.000	-46.53	≤-41.20	PASS
				AV	5351.594	-46.01	≤-41.20	PASS
				AV	5460.000	-57.22	≤-41.20	PASS
				Peak	5350.000	-37.15	≤-21.20	PASS
	Ant2	High	5290	Peak	5362.609	-32.7	≤-21.20	PASS
				Peak	5460.000	-48.38	≤-21.20	PASS
				AV	5350.000	-46.49	≤-41.20	PASS
				AV	5351.884	-45.99	≤-41.20	PASS
				AV	5460.000	-56.24	≤-41.20	PASS
				Peak	5350.000	-36.86	≤-21.20	PASS
total	High	5290	Peak	5353.913	-34.28	≤-21.20	PASS	
			Peak	5460.000	-47.04	≤-21.20	PASS	
			AV	5350.000	-43.50	≤-41.20	PASS	
			AV	5351.884	-42.99	≤-41.20	PASS	
				AV	5460.000	-53.69	≤-41.20	PASS

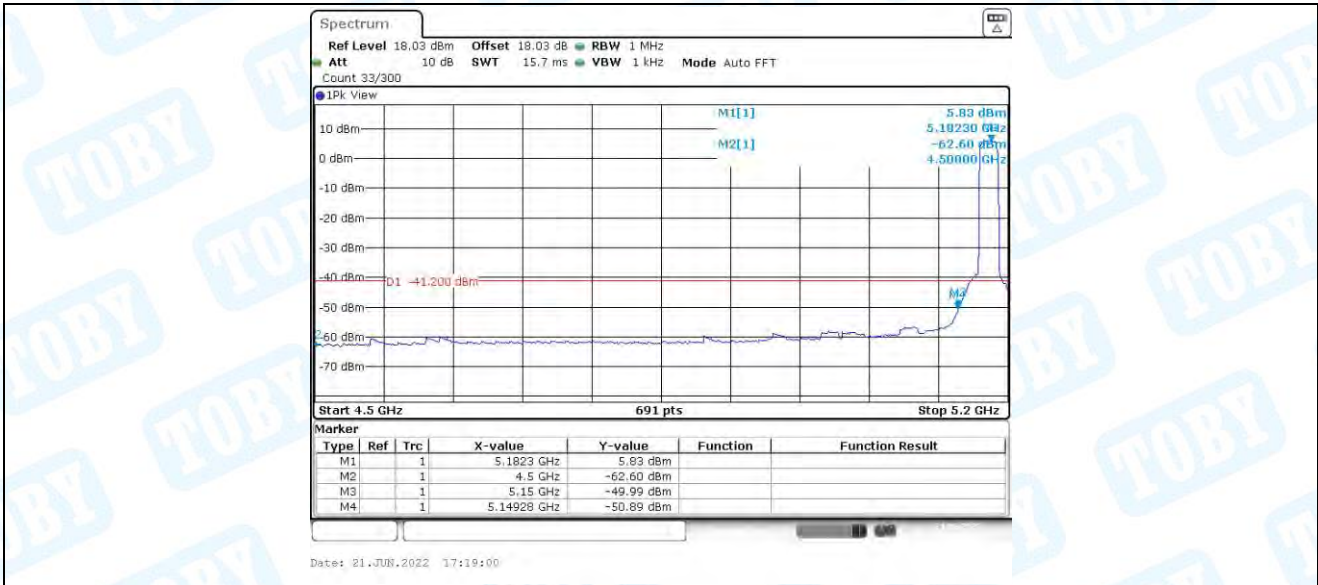
Ant1	Low	5530	Peak	5350.000	-33.99	≤-21.20	PASS	
			Peak	5353.913	-30.41	≤-21.20	PASS	
			Peak	5460.000	-44.65	≤-21.20	PASS	
			AV	5460.000	-46.51	≤-41.20	PASS	
			AV	5469.217	-44.62	≤-41.20	PASS	
			AV	5470.000	-45.8	≤-41.20	PASS	
			Peak	5460.000	-35.82	≤-21.20	PASS	
			Peak	5460.362	-34.73	≤-21.20	PASS	
			Peak	5470.000	-36.7	≤-21.20	PASS	
	Ant2	Low	5530	AV	5460.000	-48.89	≤-41.20	PASS
				AV	5469.217	-46.47	≤-41.20	PASS
				AV	5470.000	-47.05	≤-41.20	PASS
				Peak	5460.000	-39.04	≤-21.20	PASS
				Peak	5469.971	-36.18	≤-21.20	PASS
				Peak	5470.000	-36.18	≤-21.20	PASS
	total	Low	5530	AV	5460.000	-44.53	≤-41.20	PASS
				AV	5469.217	-42.44	≤-41.20	PASS
				AV	5470.000	-43.37	≤-41.20	PASS
Peak				5460.000	-34.13	≤-21.20	PASS	
Peak				5469.971	-32.38	≤-21.20	PASS	
Peak				5470.000	-33.42	≤-21.20	PASS	
Ant1	High	5610	AV	5725.000	-52.37	≤-41.20	PASS	
			AV	5725.072	-52.37	≤-41.20	PASS	
			AV	5735.000	-53.72	≤-41.20	PASS	
			Peak	5725.000	-40.38	≤-21.20	PASS	
			Peak	5725.072	-40.38	≤-21.20	PASS	
			Peak	5735.000	-45.11	≤-21.20	PASS	
Ant2	High	5610	AV	5725.000	-53.56	≤-41.20	PASS	
			AV	5732.609	-53.14	≤-41.20	PASS	
			AV	5735.000	-54.73	≤-41.20	PASS	
			Peak	5725.000	-41.64	≤-21.20	PASS	
			Peak	5725.362	-41.25	≤-21.20	PASS	
			Peak	5735.000	-46.26	≤-21.20	PASS	
total	High	5610	AV	5725.000	-49.91	≤-41.20	PASS	
			AV	5732.609	-49.73	≤-41.20	PASS	
			AV	5735.000	-51.19	≤-41.20	PASS	
			Peak	5725.000	-37.95	≤-21.20	PASS	
			Peak	5725.362	-37.78	≤-21.20	PASS	
			Peak	5735.000	-42.64	≤-21.20	PASS	
Ant1	Low	5775	Peak	5650.000	-44.48	≤-27.00	PASS	
			Peak	5700.000	-31.65	≤10.00	PASS	
			Peak	5720.000	-24.92	≤15.60	PASS	
			Peak	5725.000	-25.78	≤27.00	PASS	
Ant2	Low	5775	Peak	5650.000	-44.32	≤-27.00	PASS	
			Peak	5700.000	-35.19	≤10.00	PASS	
			Peak	5720.000	-25.95	≤15.60	PASS	
			Peak	5725.000	-25.87	≤27.00	PASS	
total	Low	5775	Peak	5650.000	-41.39	≤-27.00	PASS	
			Peak	5700.000	-30.06	≤-27.00	PASS	
Ant1	High	5775	Peak	5850.000	-26.65	≤15.60	PASS	
			Peak	5855.000	-26.91	≤27.00	PASS	
			Peak	5875.000	-33.72	≤15.60	PASS	
			Peak	5925.000	-42.56	≤10.00	PASS	
Ant2	High	5775	Peak	5850.000	-38.52	≤15.60	PASS	
			Peak	5855.000	-39.98	≤27.00	PASS	
			Peak	5875.000	-35.24	≤15.60	PASS	
			Peak	5925.000	-40.06	≤10.00	PASS	
			Peak	5875.000	-31.40	≤-27.00	PASS	
			Peak	5925.000	-38.12	≤-27.00	PASS	



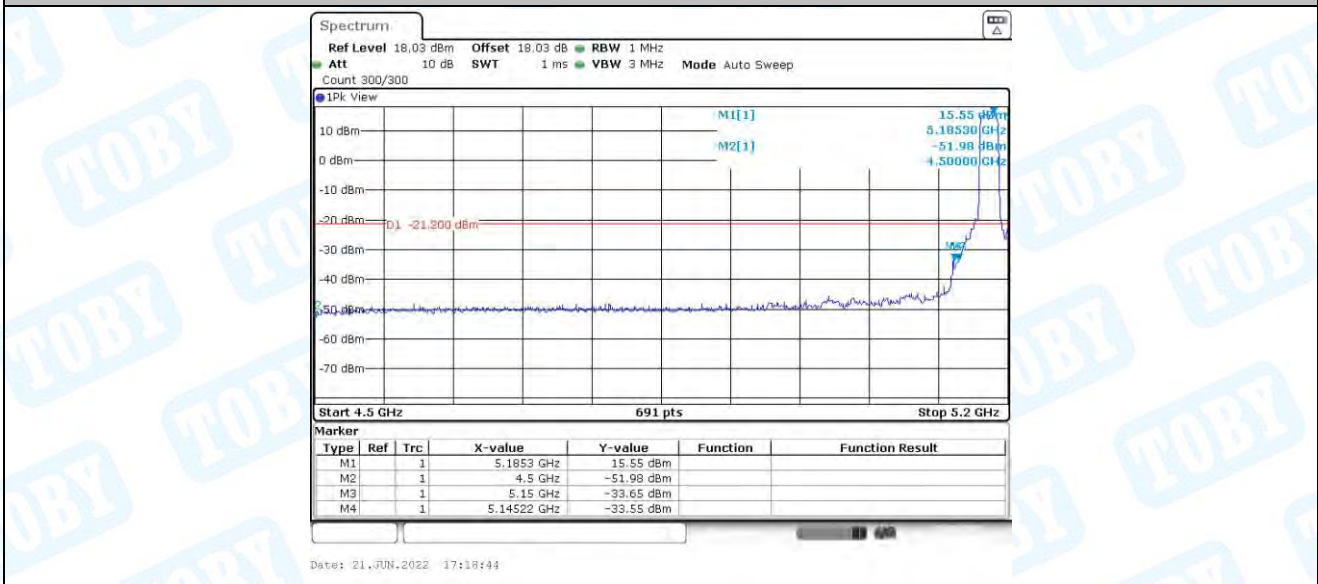
## Note:

1. The Antenna Gain is compensated in the graph.
2. For transmitters operating in 5150-5350 GHz band and 5470-5725 GHz band: The limit in dBm for average detector is conversion from 54dBuV/m, according to 15.209(a). The limit in dBm for peak detector is 20dB above the limit of average detector in dBm.

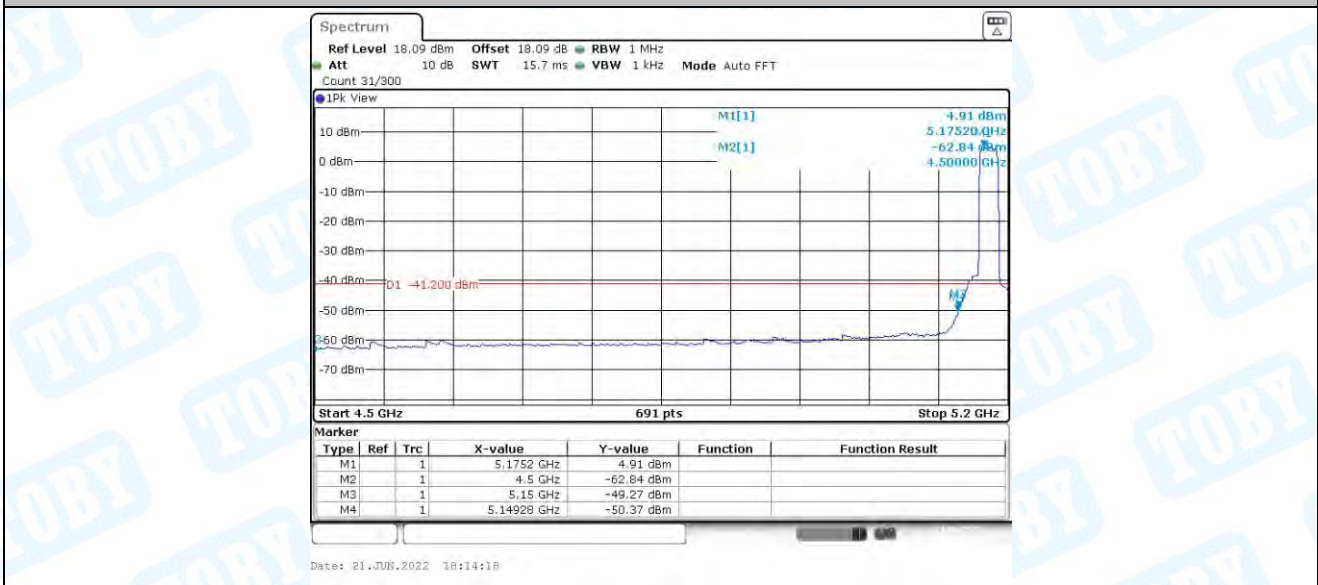
## 7.2. Test Graphs



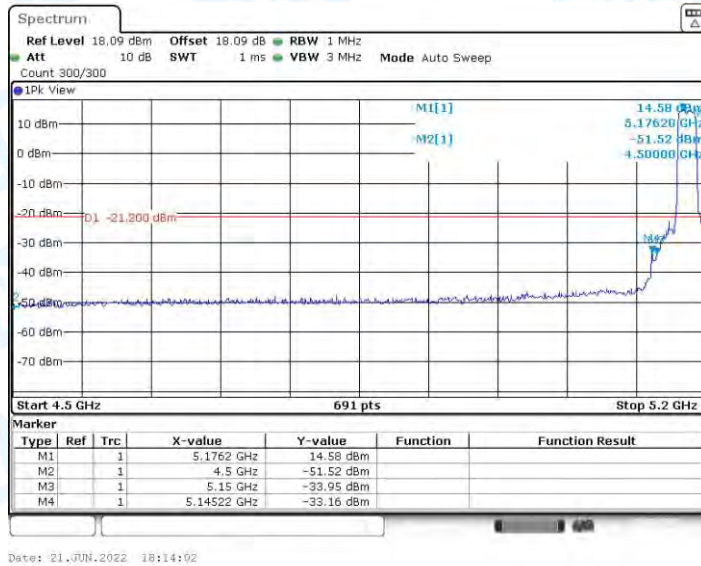
11A\_Ant1\_Low\_5180\_AV



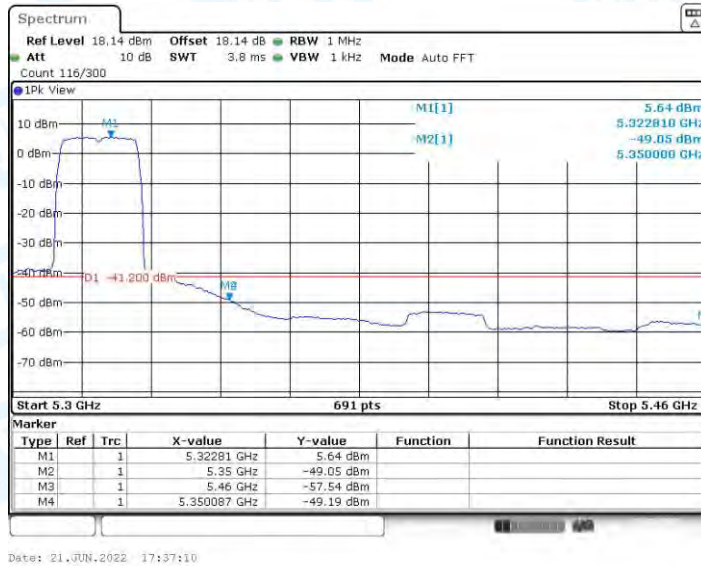
11A\_Ant1\_Low\_5180\_Peak



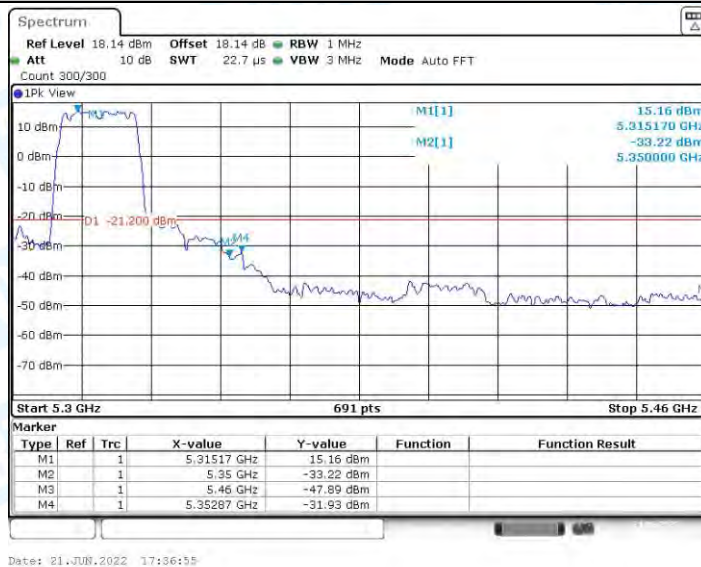
11A\_Ant2\_Low\_5180\_AV



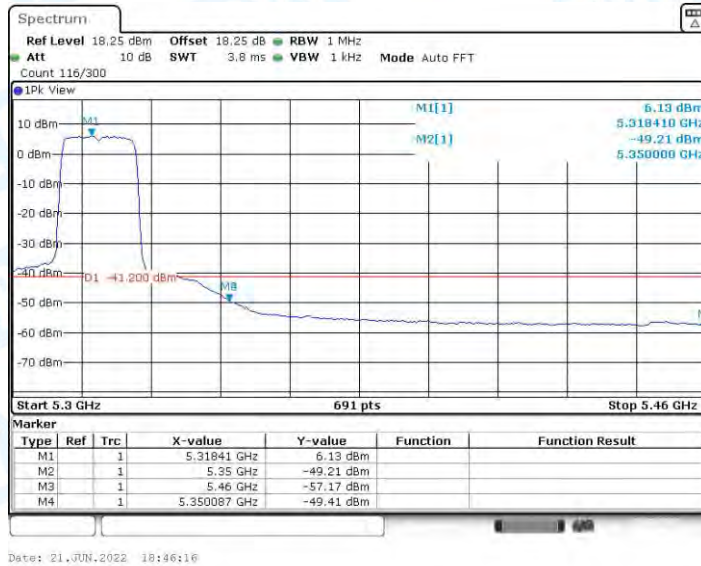
11A\_Ant2\_Low\_5180\_Peak



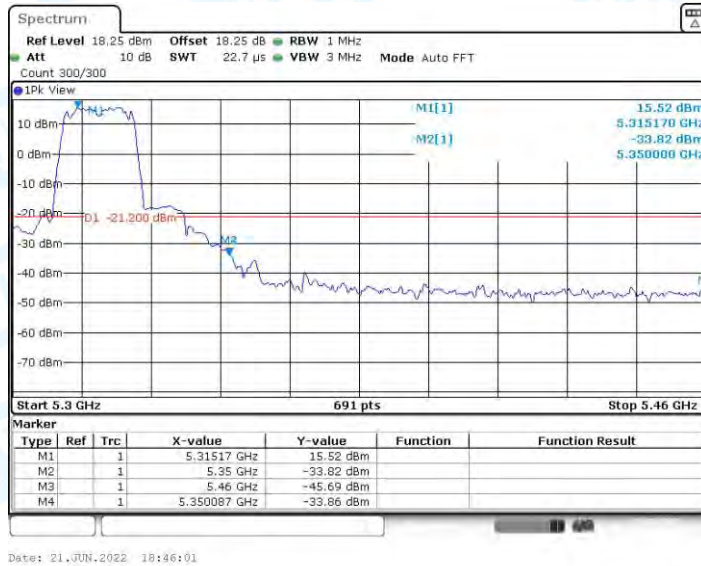
11A\_Ant1\_High\_5320\_AV



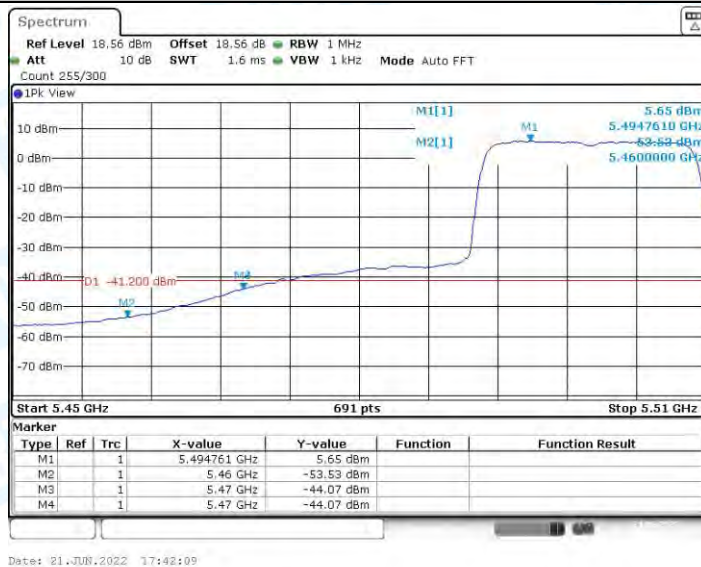
11A\_Ant1\_High\_5320\_Peak



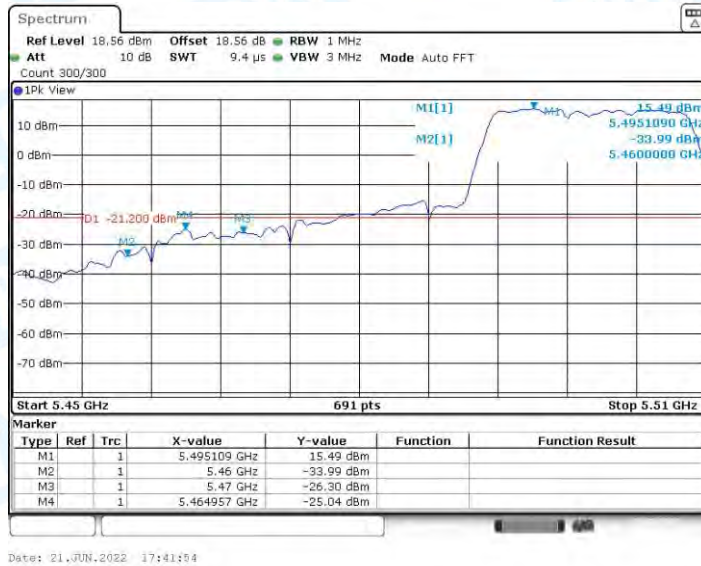
11A\_Ant2\_High\_5320\_AV



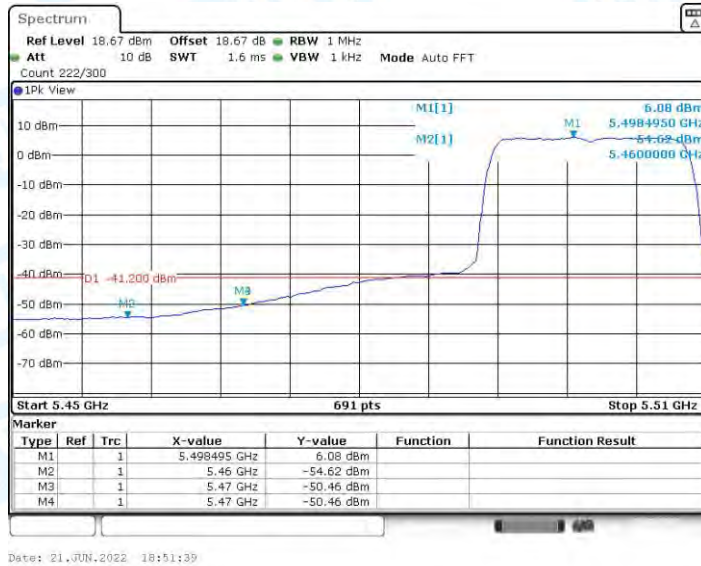
11A\_Ant2\_High\_5320\_Peak



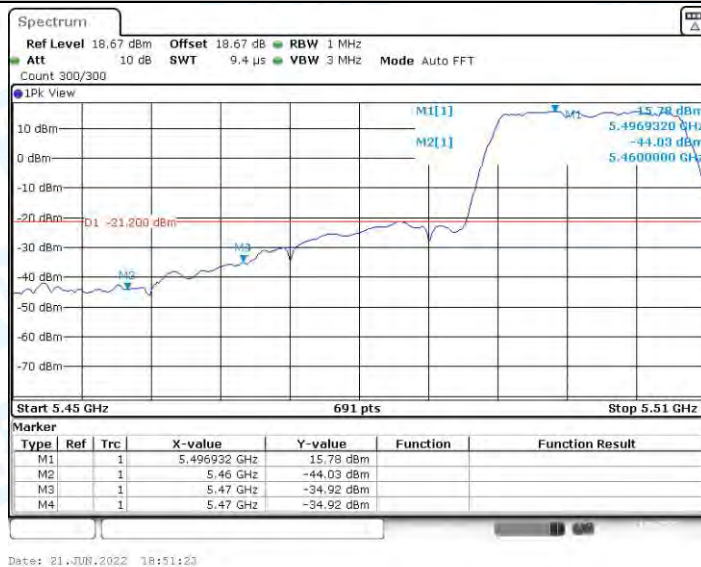
11A\_Ant1\_Low\_5500\_AV



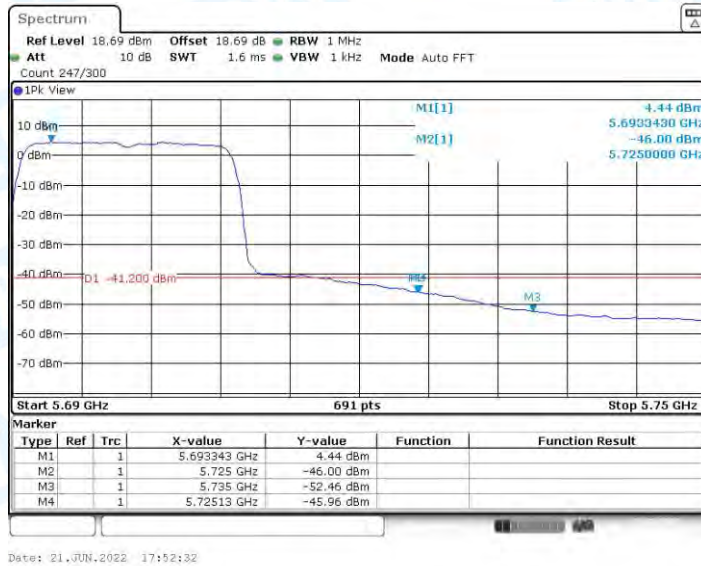
11A\_Ant1\_Low\_5500\_Peak



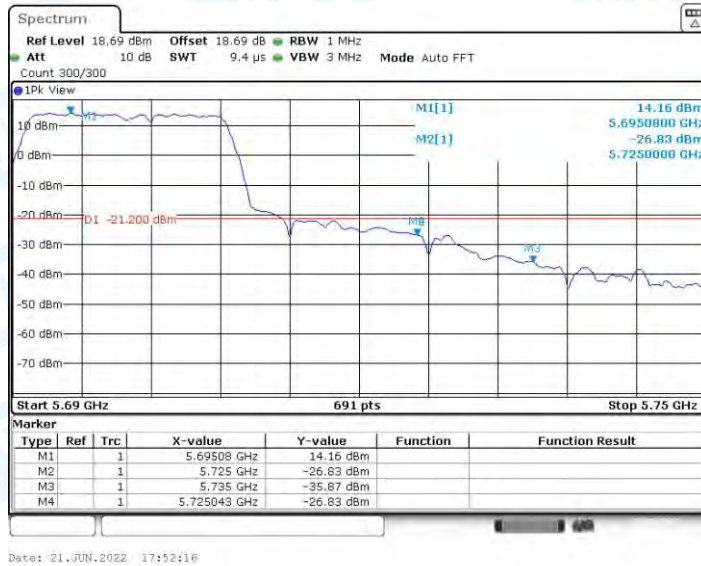
11A\_Ant2\_Low\_5500\_AV



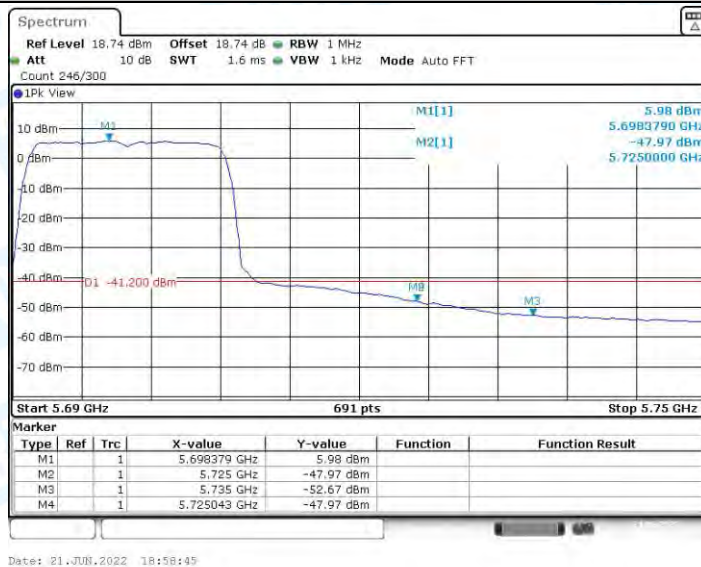
11A\_Ant2\_Low\_5500\_Peak



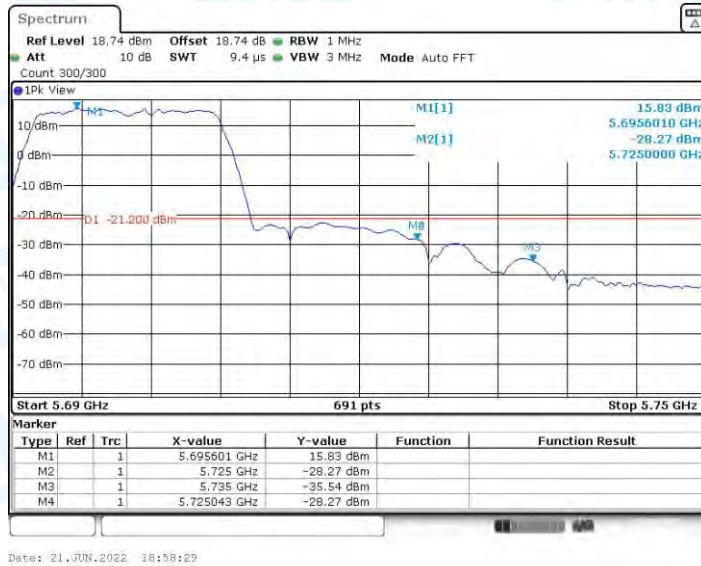
11A\_Ant1\_High\_5700\_AV



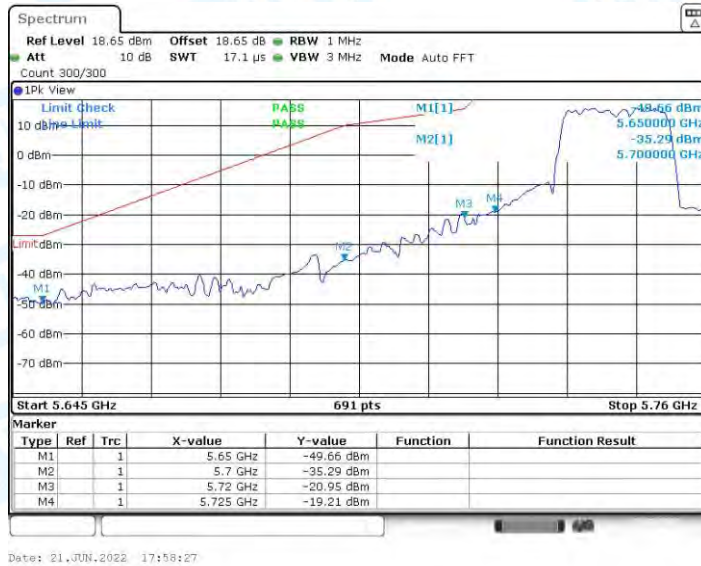
11A\_Ant1\_High\_5700\_Peak



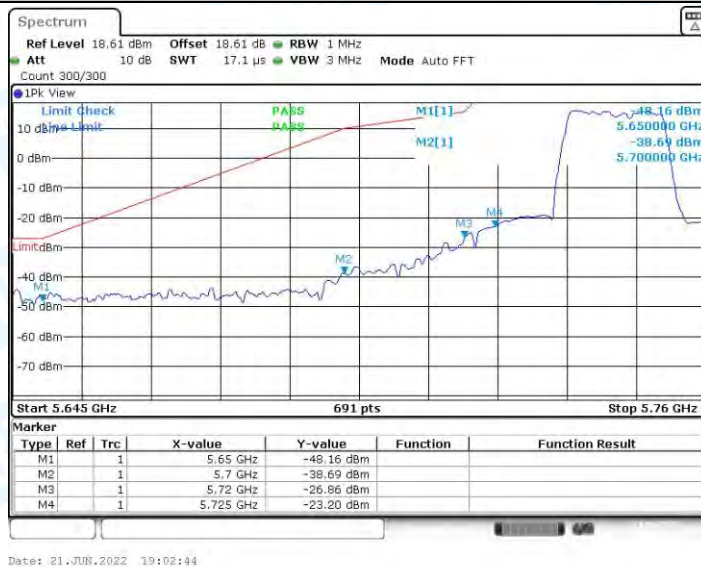
11A\_Ant2\_High\_5700\_AV



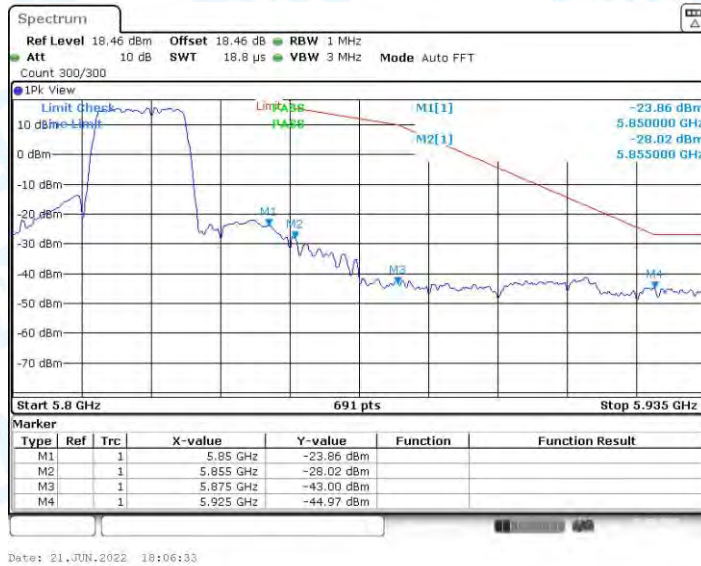
11A\_Ant2\_High\_5700\_Peak



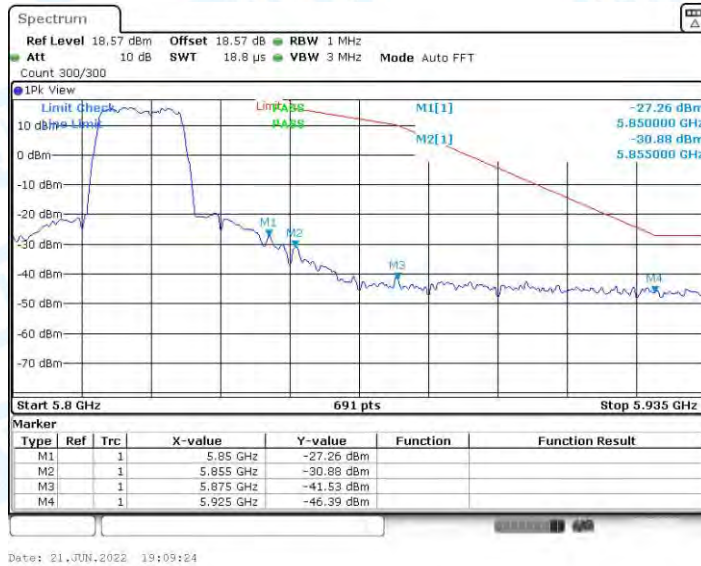
11A\_Ant1\_Low\_5745\_Peak



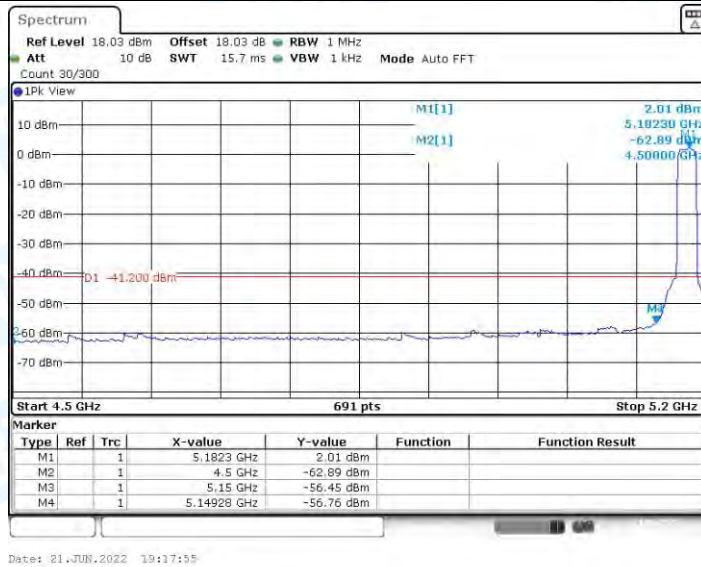
11A\_Ant2\_Low\_5745\_Peak



11A\_Ant1\_High\_5825\_Peak

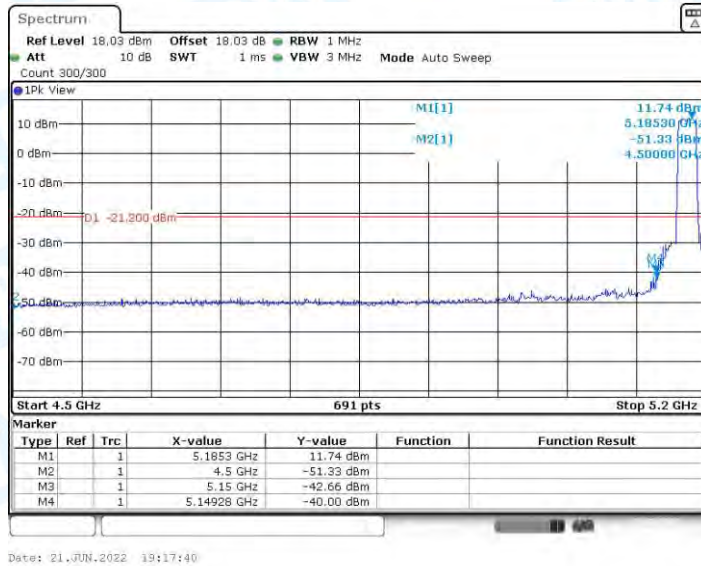


11A\_Ant2\_High\_5825\_Peak

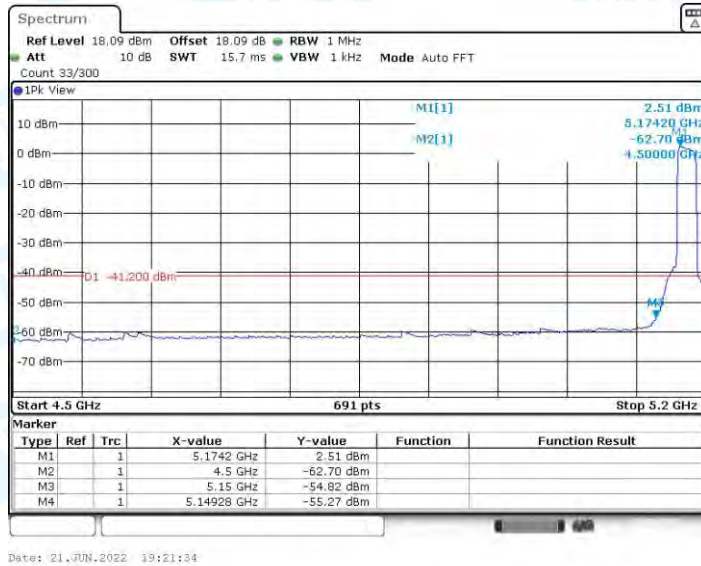


11N20MIMO\_Ant1\_Low\_5180\_AV

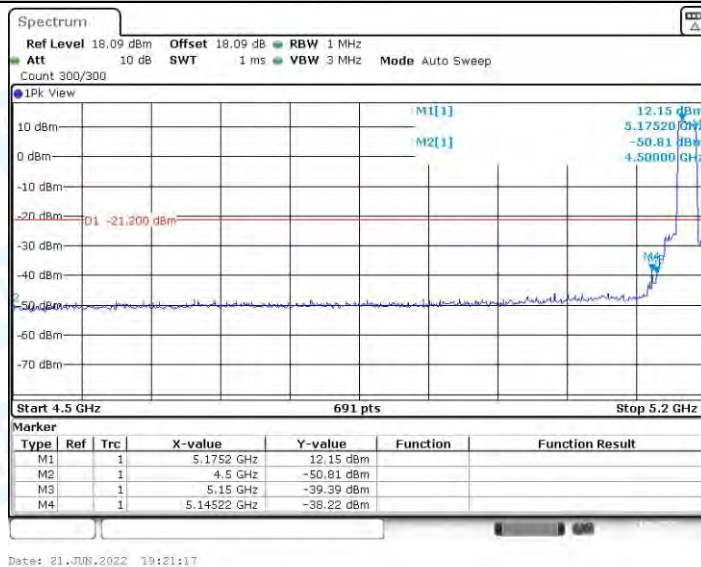




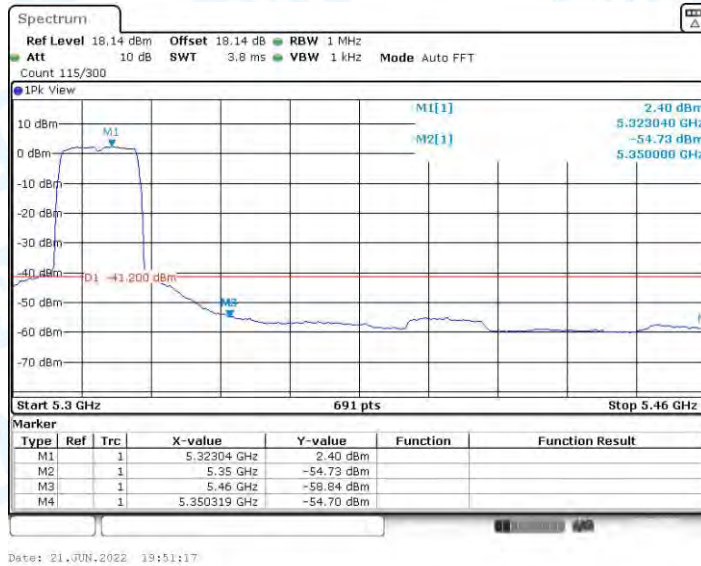
11N20MIMO\_Ant1\_Low\_5180\_Peak



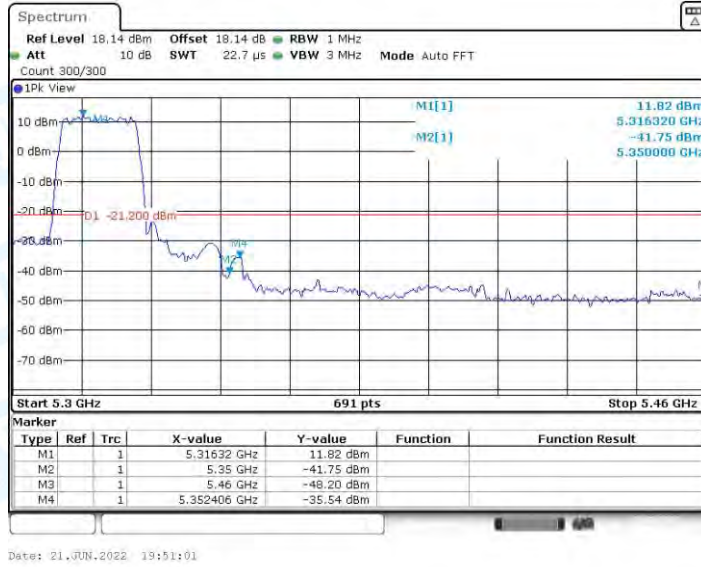
11N20MIMO\_Ant2\_Low\_5180\_AV



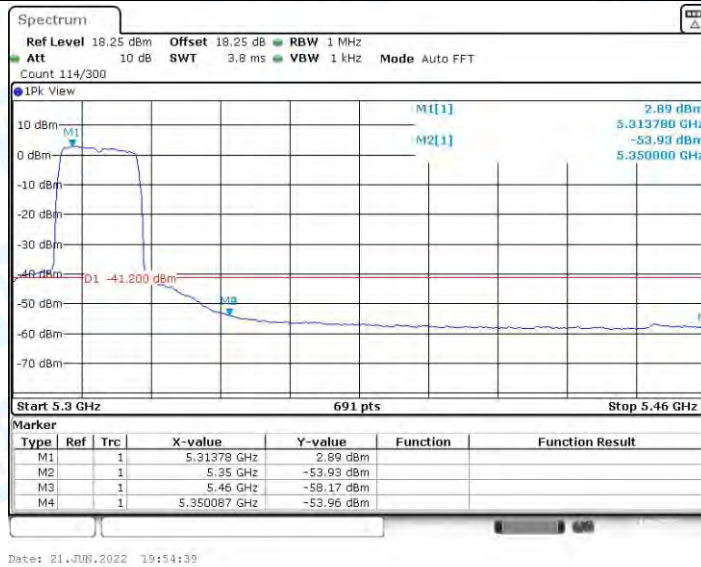
11N20MIMO\_Ant2\_Low\_5180\_Peak



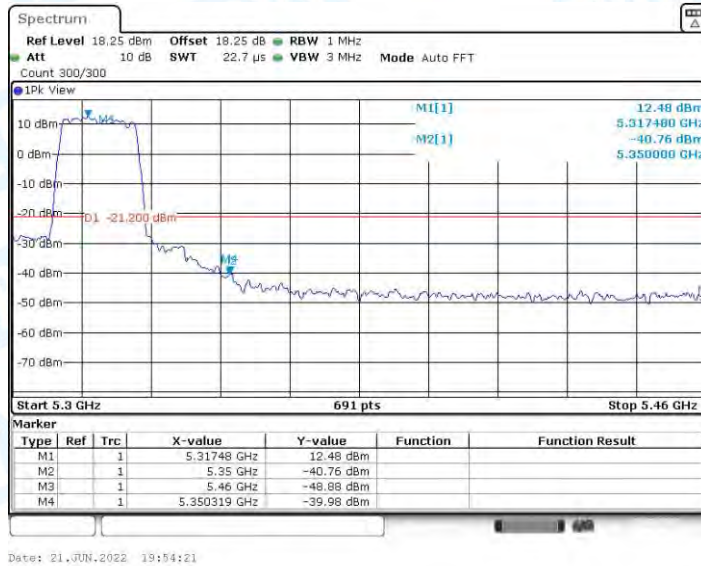
11N20MIMO\_Ant1\_High\_5320\_AV



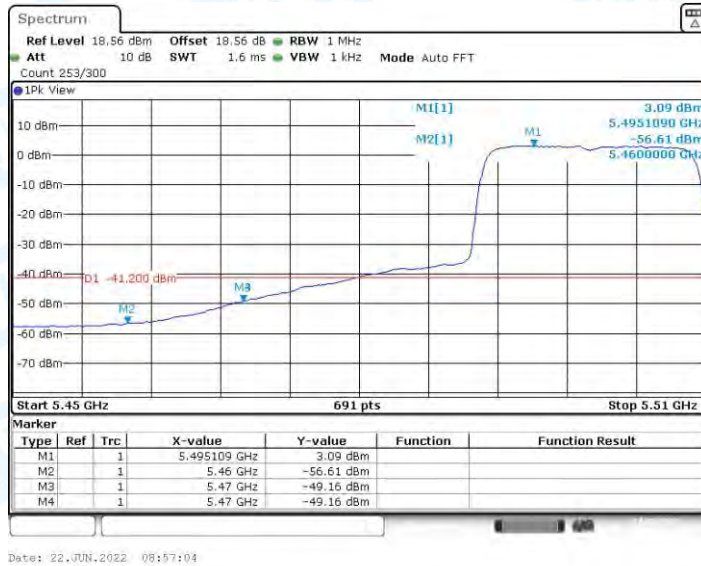
11N20MIMO\_Ant1\_High\_5320\_Peak



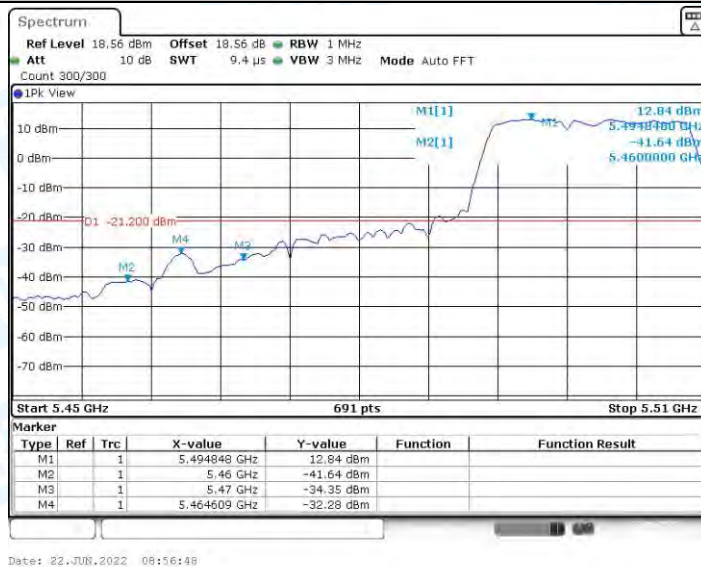
11N20MIMO\_Ant2\_High\_5320\_AV



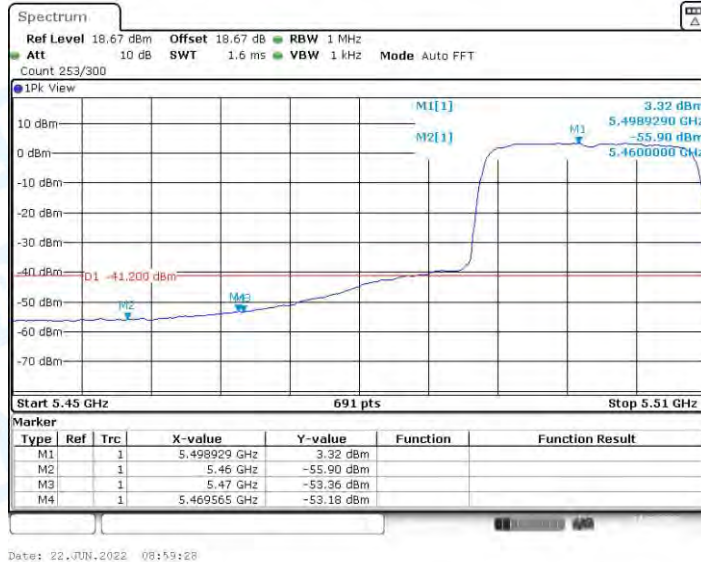
11N20MIMO\_Ant2\_High\_5320\_Peak



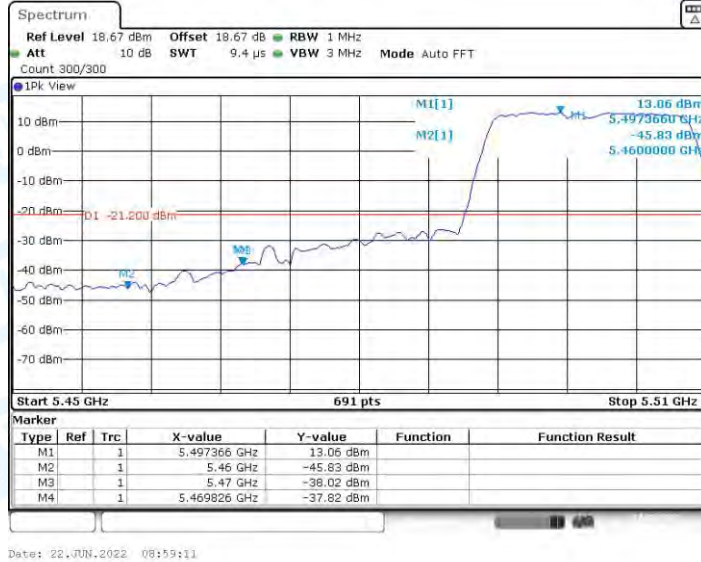
11N20MIMO\_Ant1\_Low\_5500\_AV



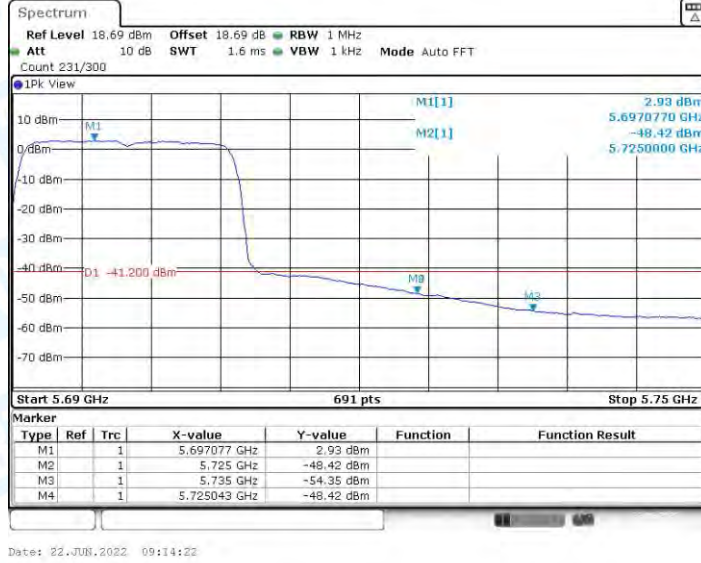
11N20MIMO\_Ant1\_Low\_5500\_Peak



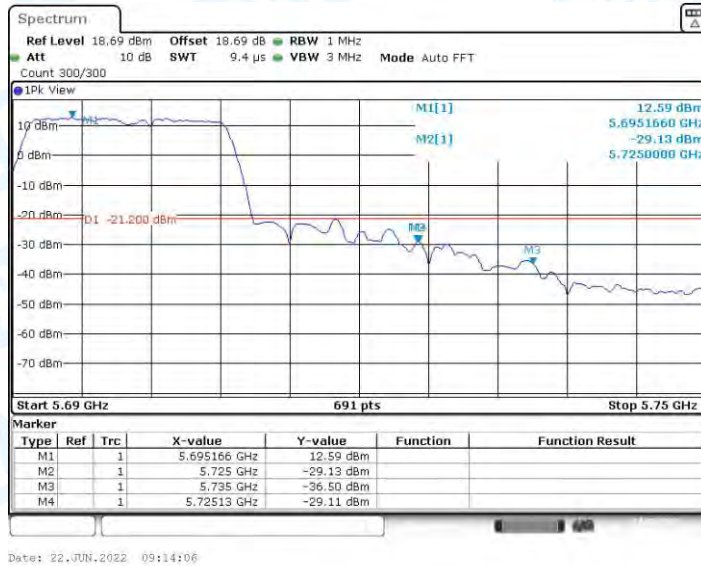
11N20MIMO\_Ant2\_Low\_5500\_AV



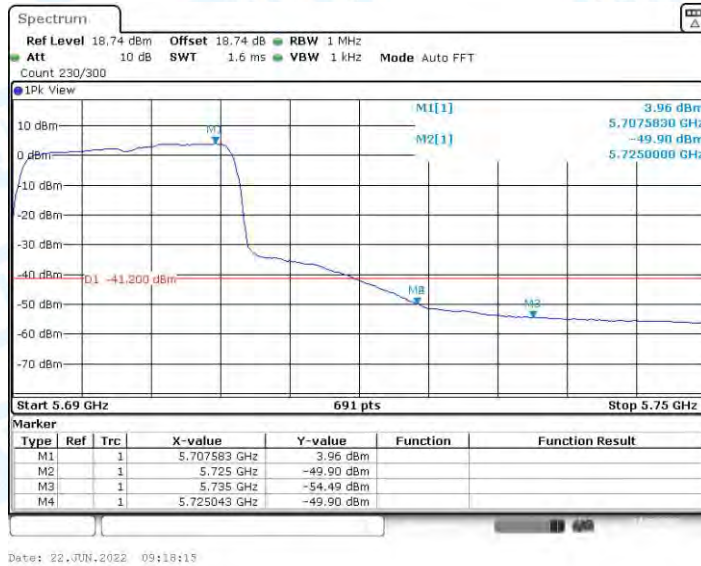
11N20MIMO\_Ant2\_Low\_5500\_Peak



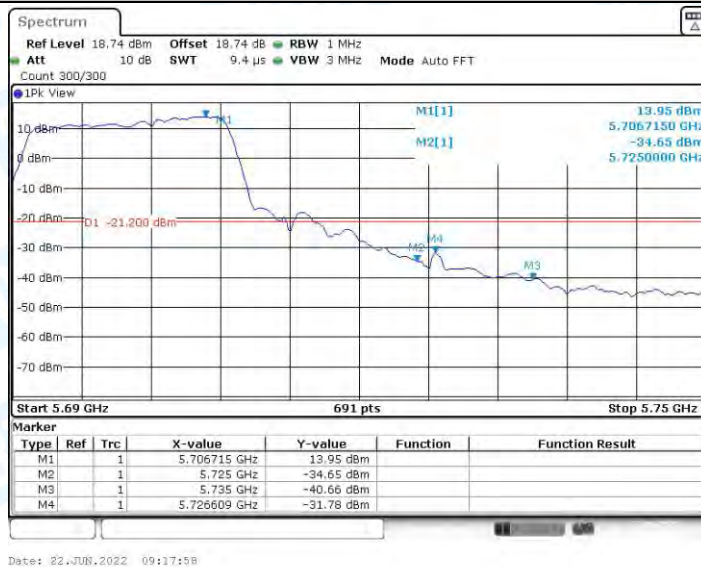
11N20MIMO\_Ant1\_High\_5700\_AV



11N20MIMO\_Ant1\_High\_5700\_Peak



11N20MIMO\_Ant2\_High\_5700\_AV



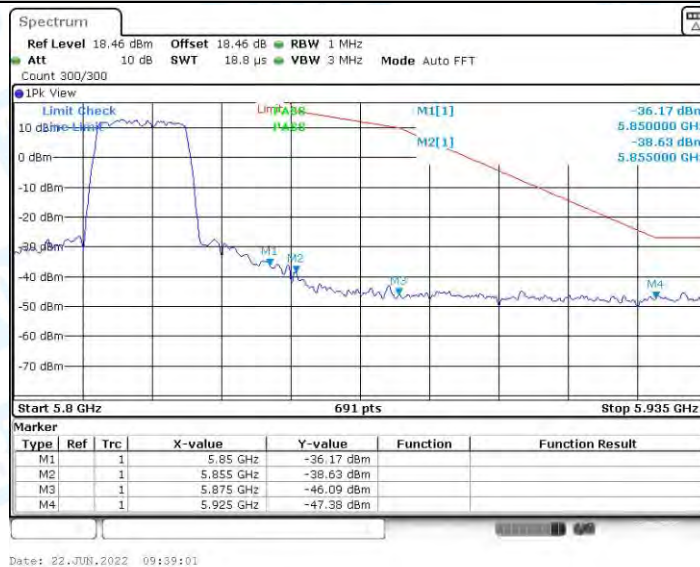
11N20MIMO\_Ant2\_High\_5700\_Peak



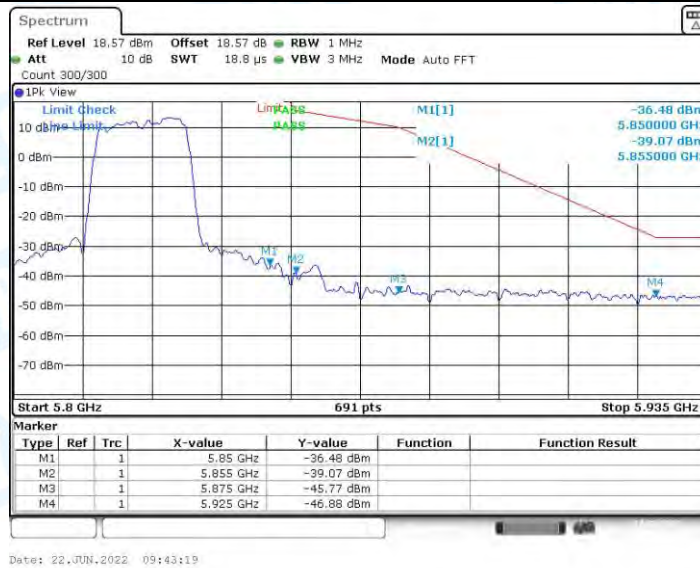
11N20MIMO\_Ant1\_Low\_5745\_Peak



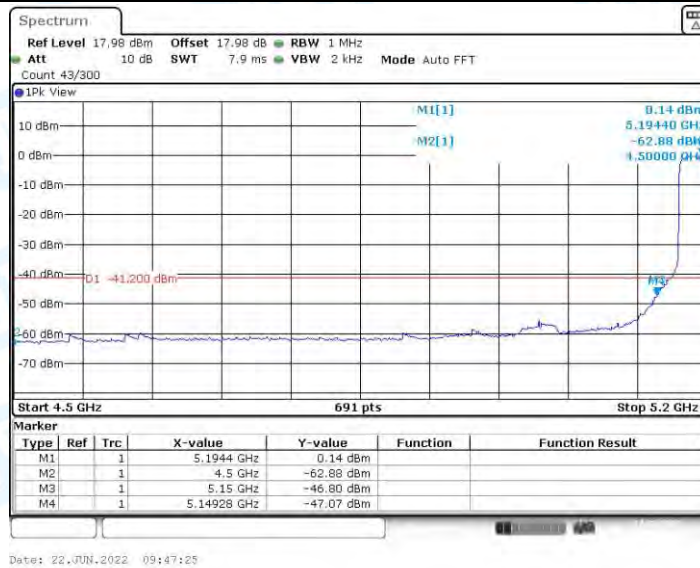
11N20MIMO\_Ant2\_Low\_5745\_Peak



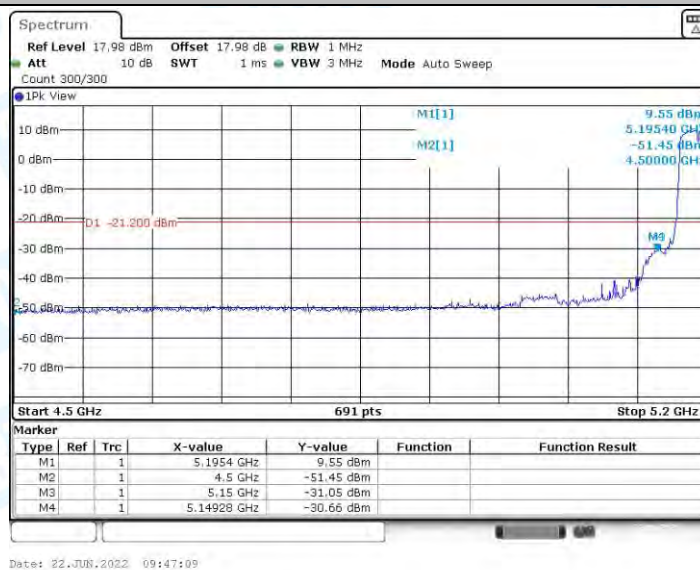
11N20MIMO\_Ant1\_High\_5825\_Peak



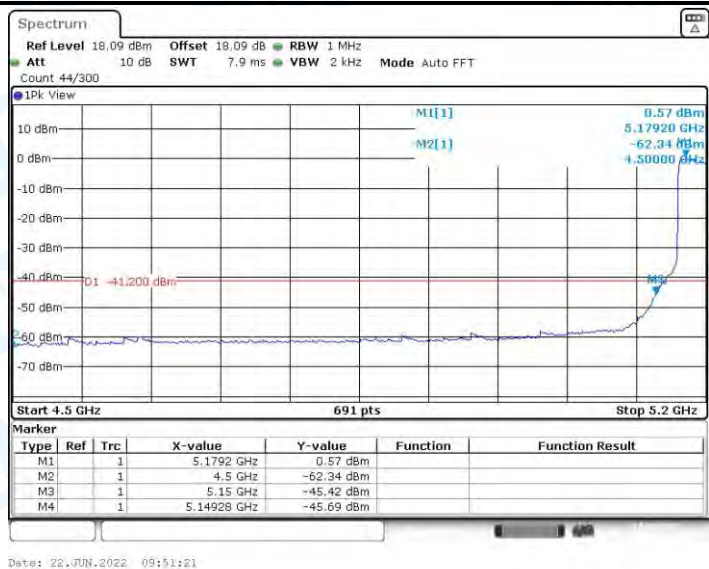
11N20MIMO\_Ant2\_High\_5825\_Peak



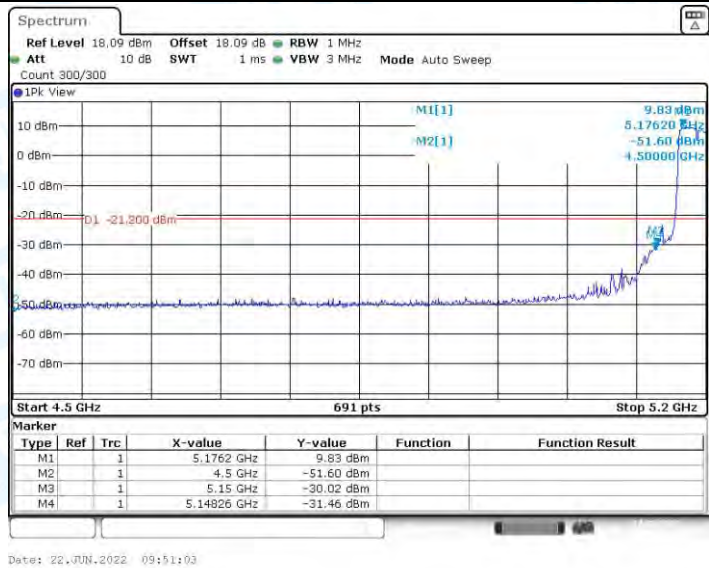
11N40MIMO\_Ant1\_Low\_5190\_AV



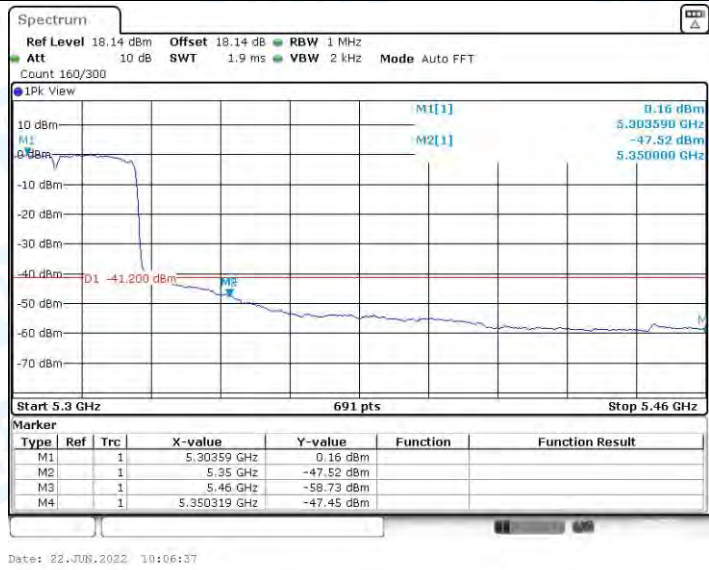
11N40MIMO\_Ant1\_Low\_5190\_Peak



11N40MIMO\_Ant2\_Low\_5190\_AV

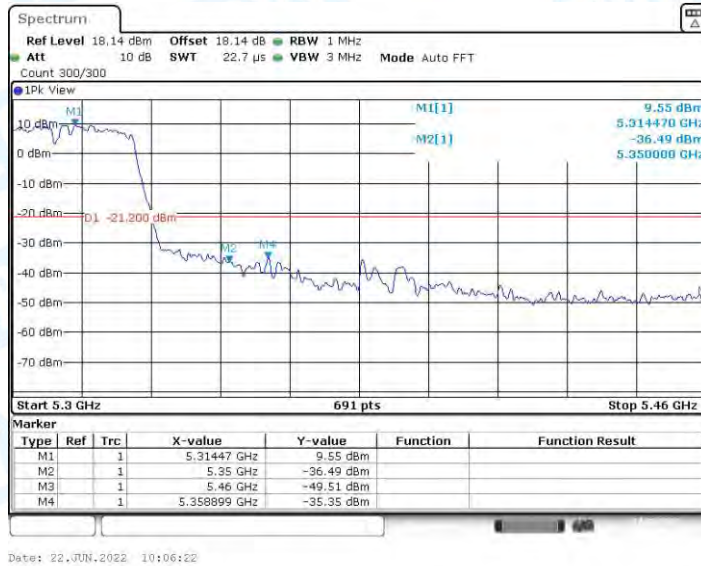


11N40MIMO\_Ant2\_Low\_5190\_Peak

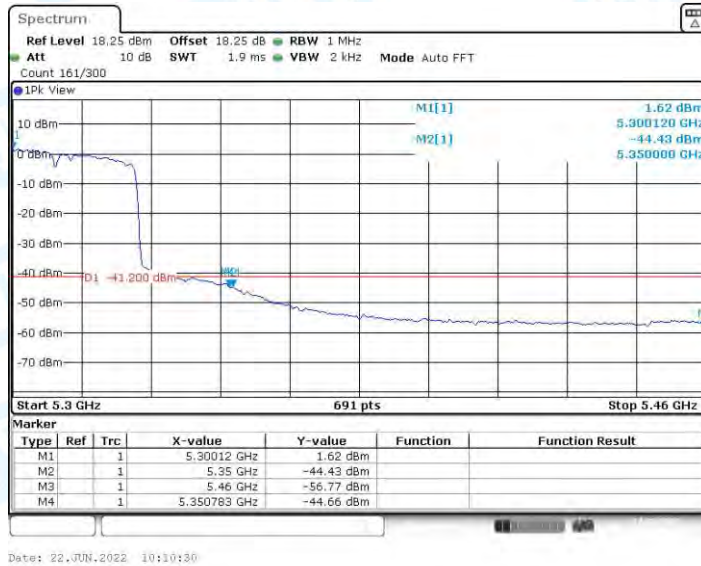


11N40MIMO\_Ant1\_High\_5310\_AV

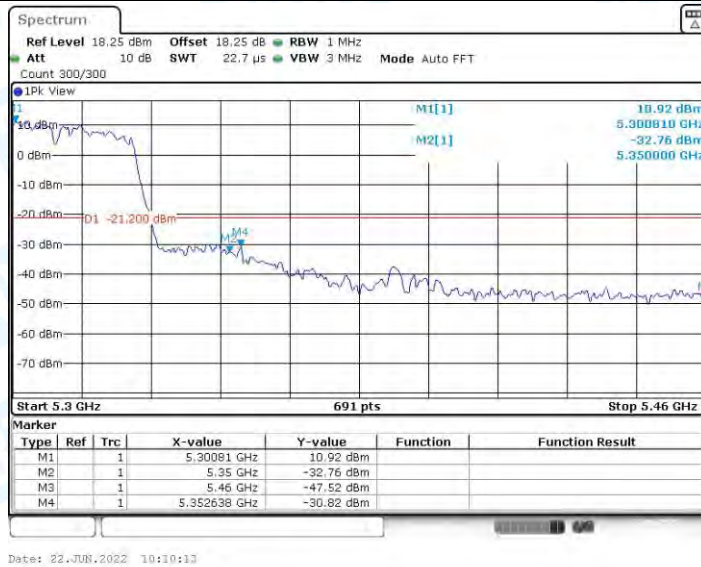




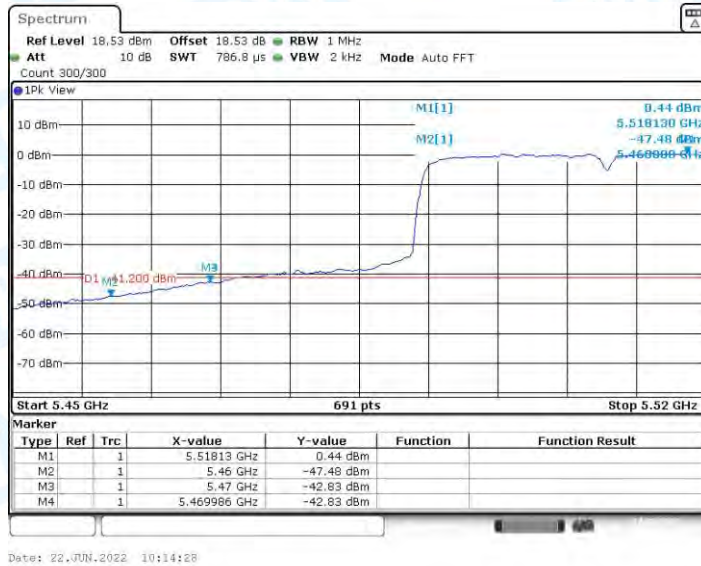
11N40MIMO\_Ant1\_High\_5310\_Peak



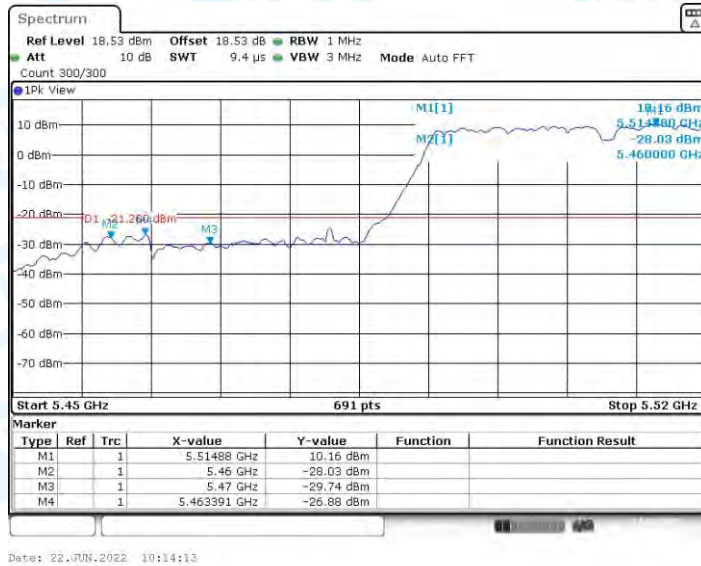
11N40MIMO\_Ant2\_High\_5310\_AV



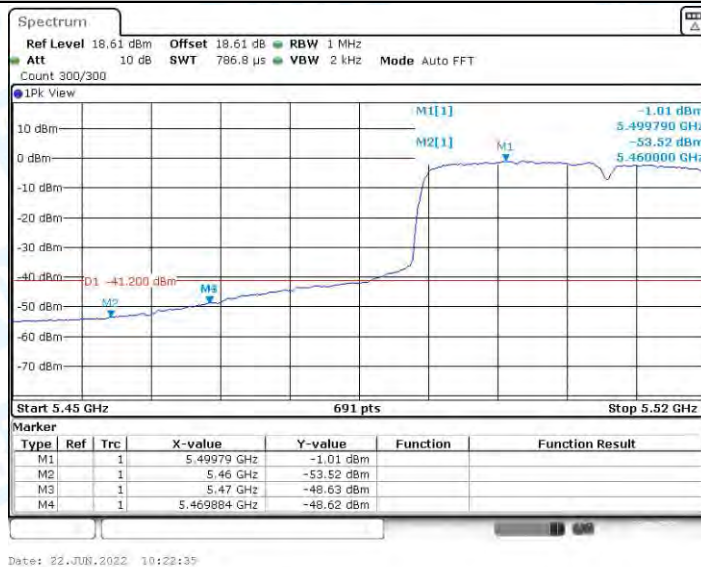
11N40MIMO\_Ant2\_High\_5310\_Peak



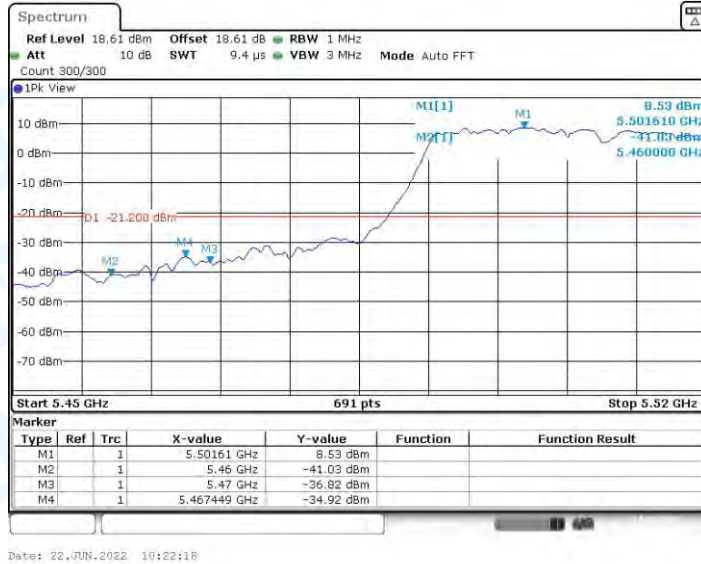
### 11N40MIMO\_Ant1\_Low\_5510\_AV



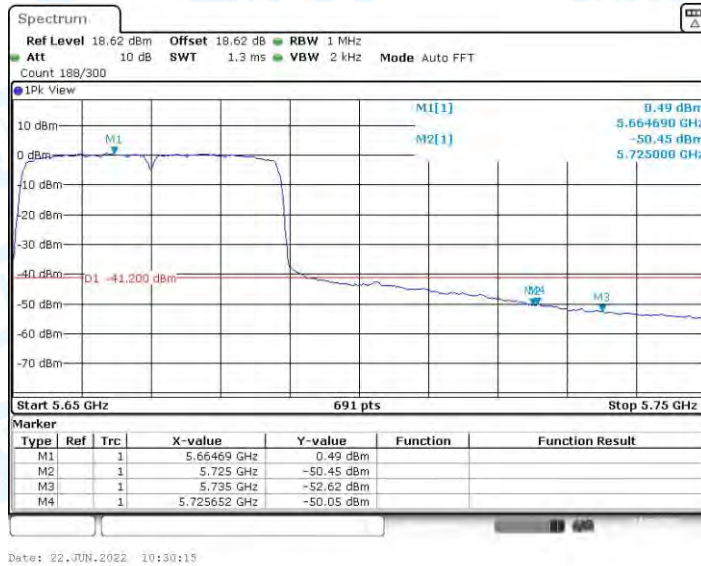
### 11N40MIMO\_Ant1\_Low\_5510\_Peak



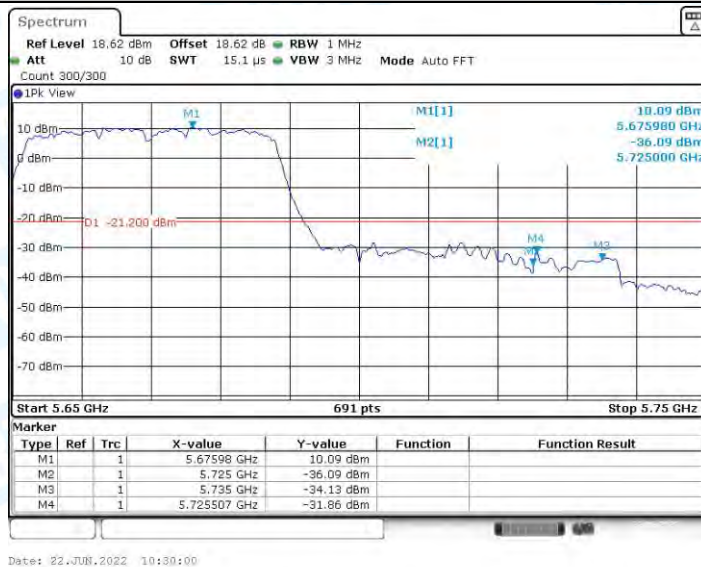
### 11N40MIMO\_Ant2\_Low\_5510\_AV



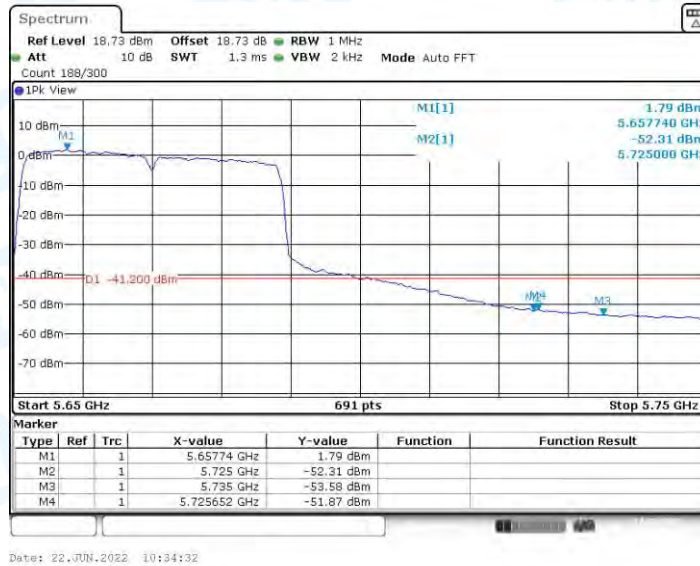
11N40MIMO\_Ant2\_Low\_5510\_Peak



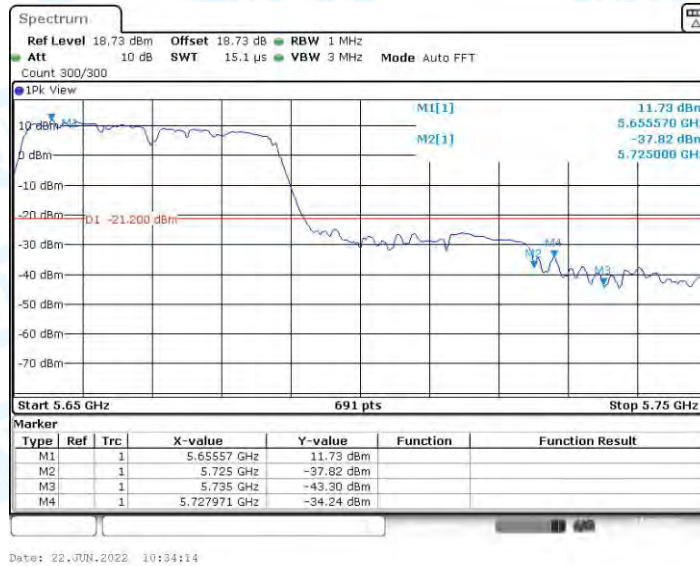
11N40MIMO\_Ant1\_High\_5670\_AV



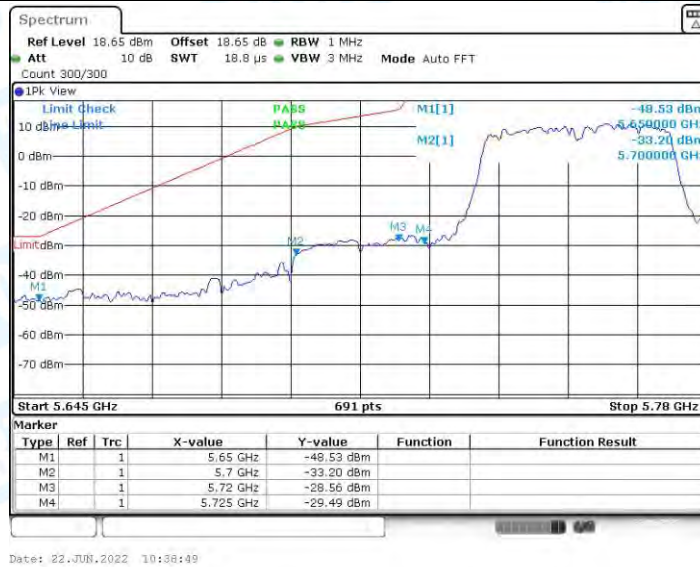
11N40MIMO\_Ant1\_High\_5670\_Peak



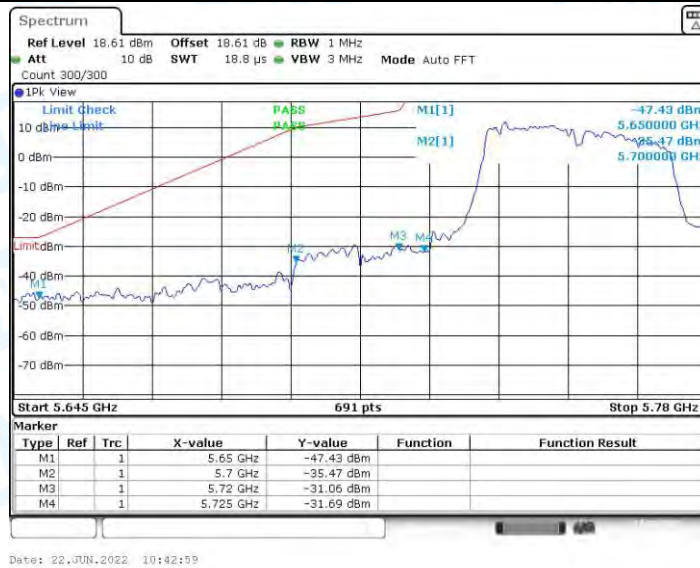
11N40MIMO\_Ant2\_High\_5670\_AV



11N40MIMO\_Ant2\_High\_5670\_Peak



11N40MIMO\_Ant1\_Low\_5755\_Peak



11N40MIMO\_Ant2\_Low\_5755\_Peak



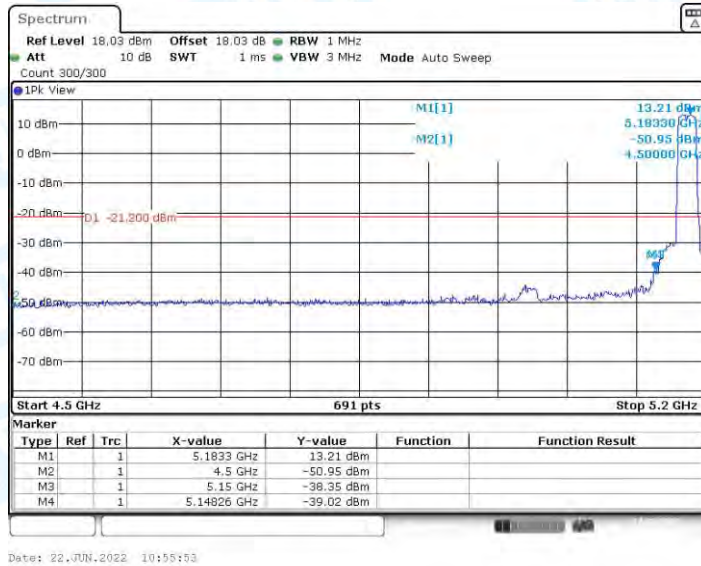
11N40MIMO\_Ant1\_High\_5795\_Peak



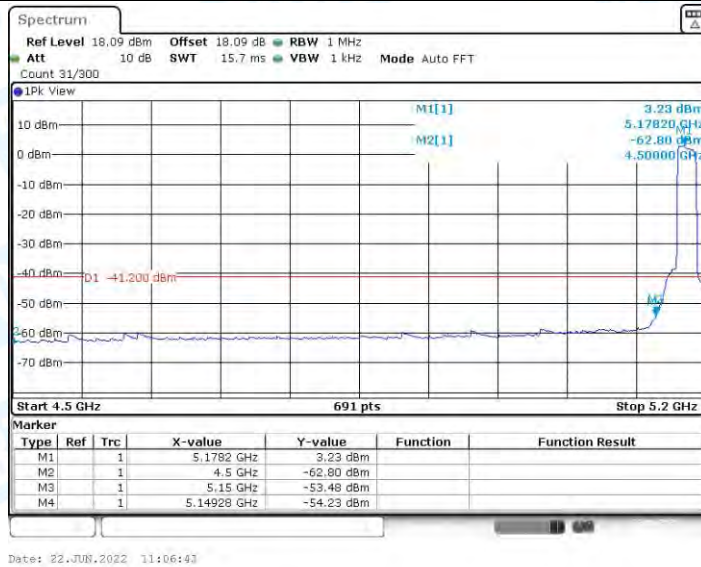
11N40MIMO\_Ant2\_High\_5795\_Peak



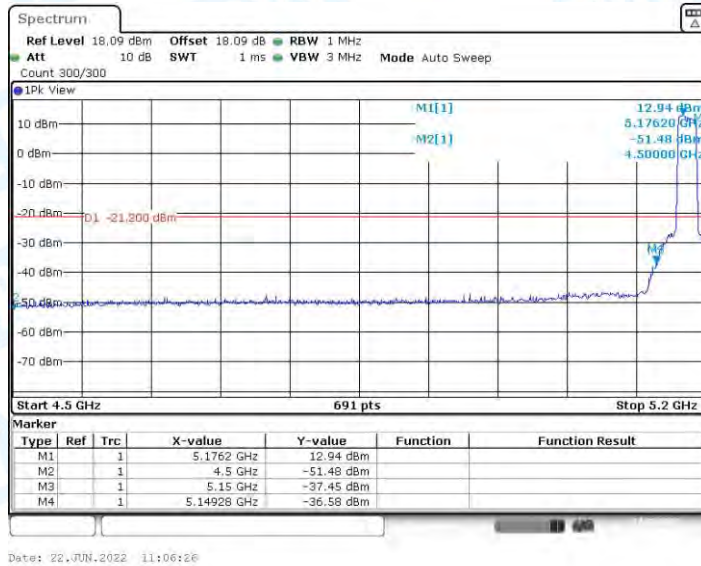
11AC20MIMO\_Ant1\_Low\_5180\_AV



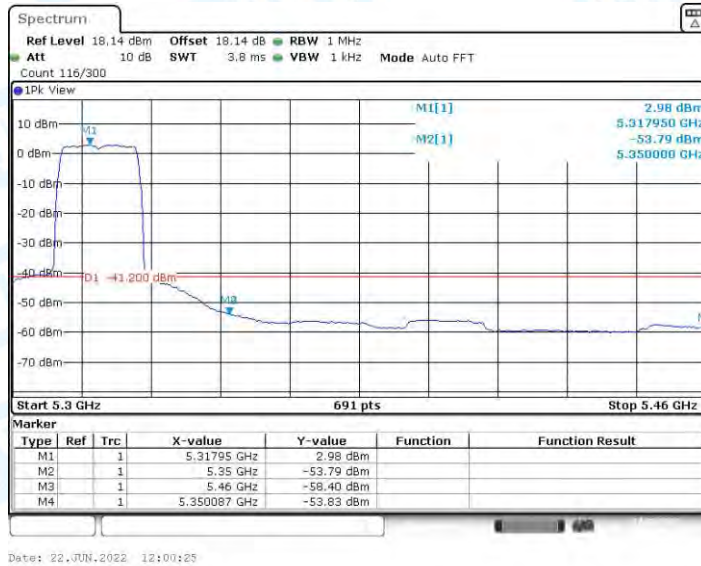
11AC20MIMO\_Ant1\_Low\_5180\_Peak



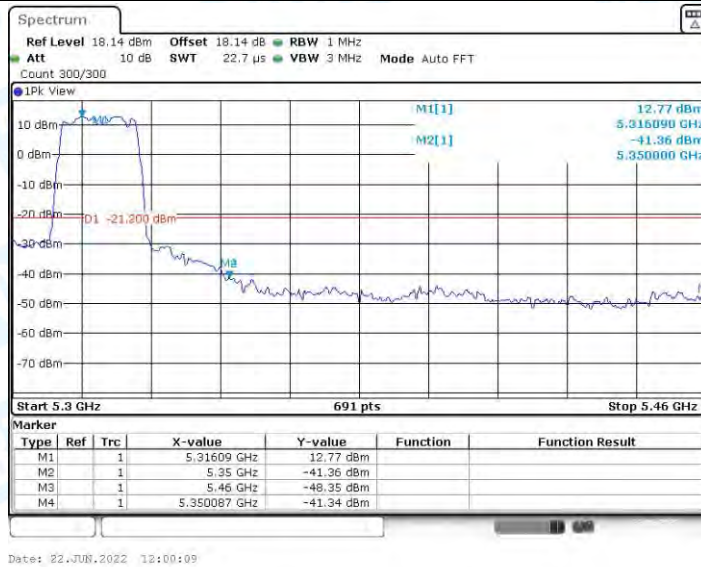
11AC20MIMO\_Ant2\_Low\_5180\_AV



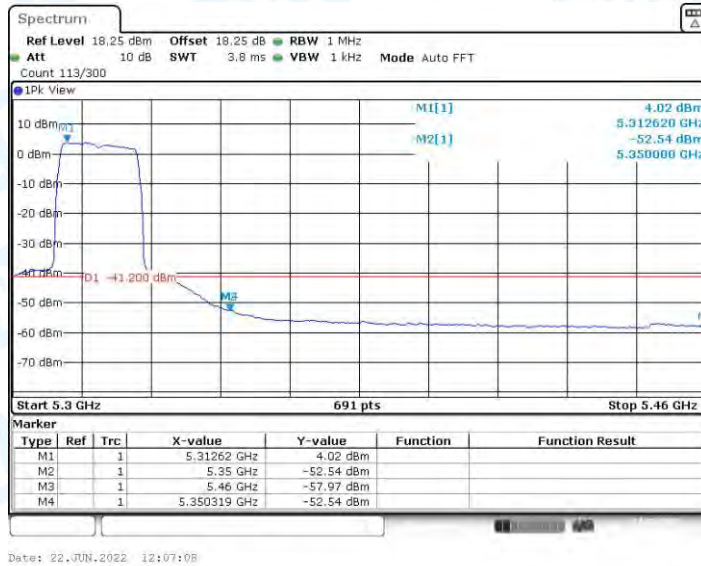
11AC20MIMO\_Ant2\_Low\_5180\_Peak



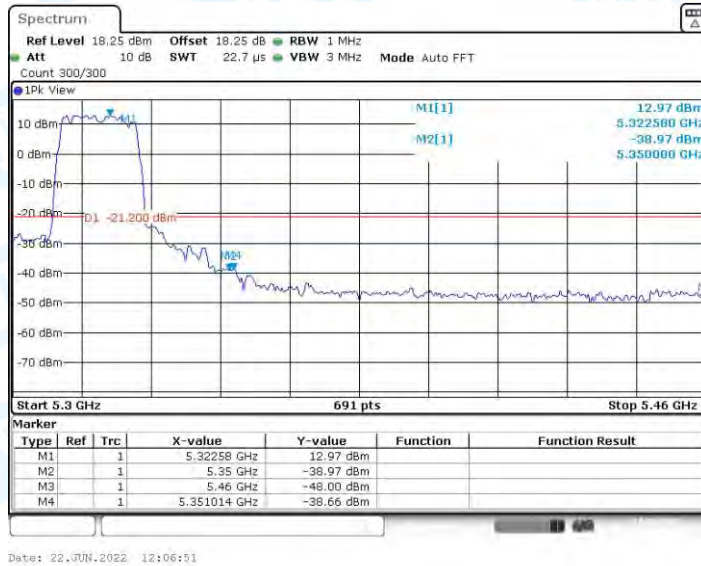
11AC20MIMO\_Ant1\_High\_5320\_AV



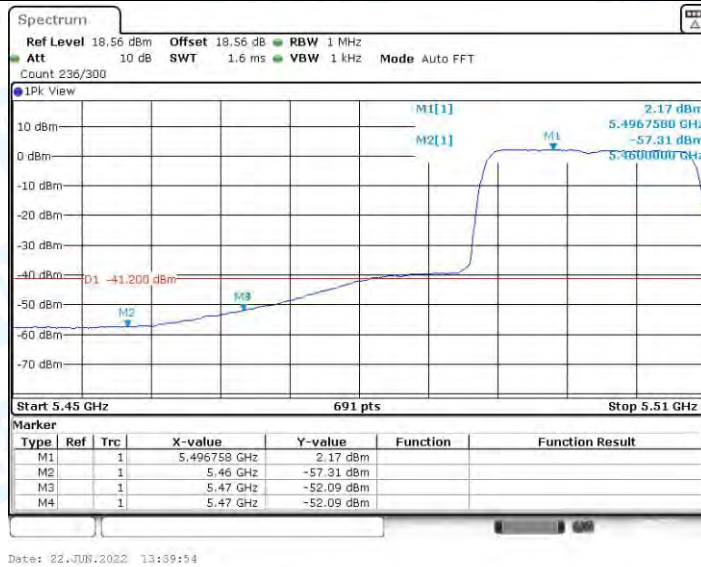
11AC20MIMO\_Ant1\_High\_5320\_Peak



11AC20MIMO\_Ant2\_High\_5320\_AV

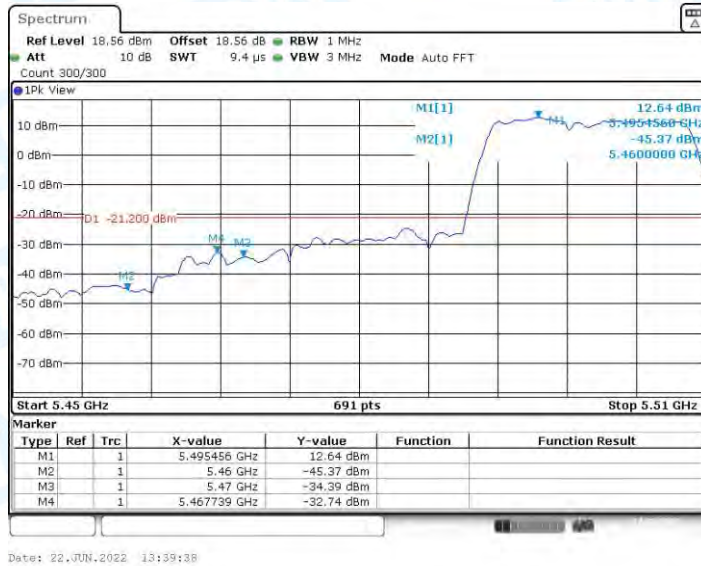


11AC20MIMO\_Ant2\_High\_5320\_Peak

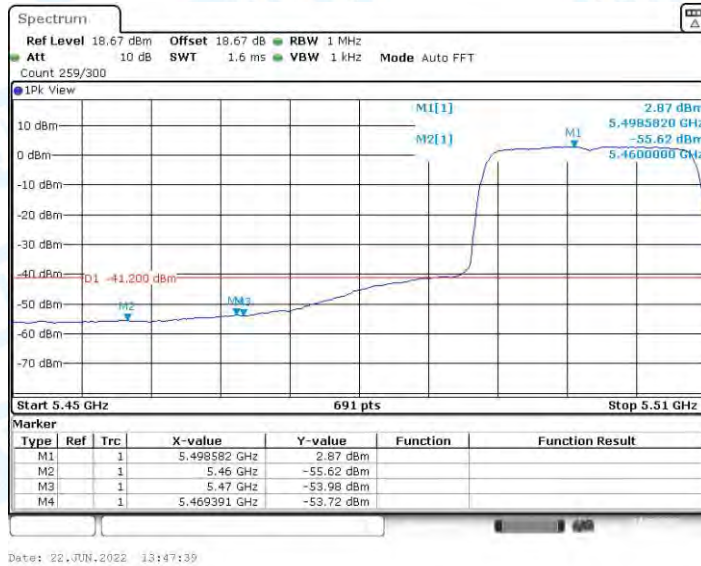


11AC20MIMO\_Ant1\_Low\_5500\_AV

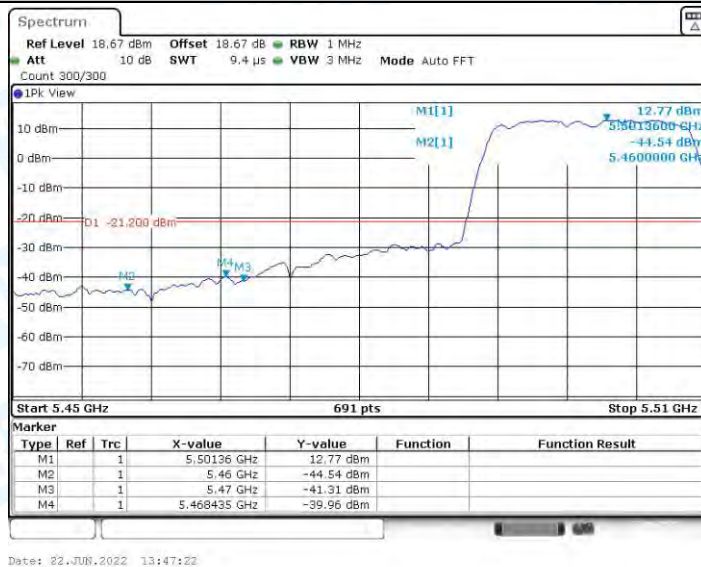




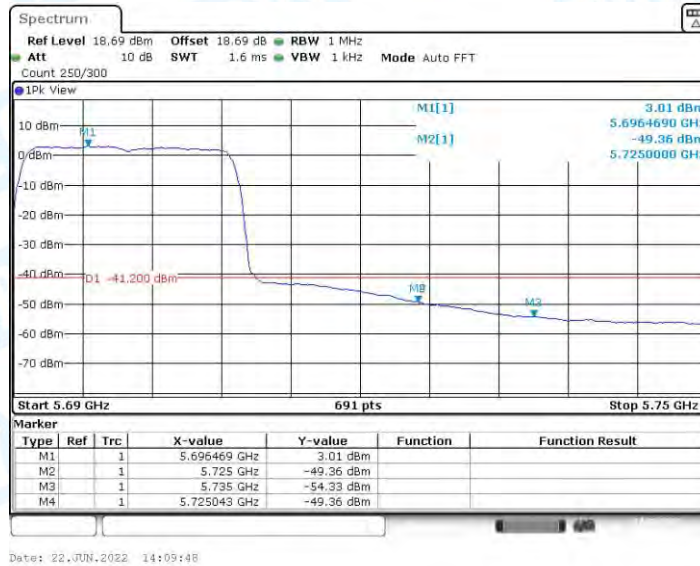
11AC20MIMO\_Ant1\_Low\_5500\_Peak



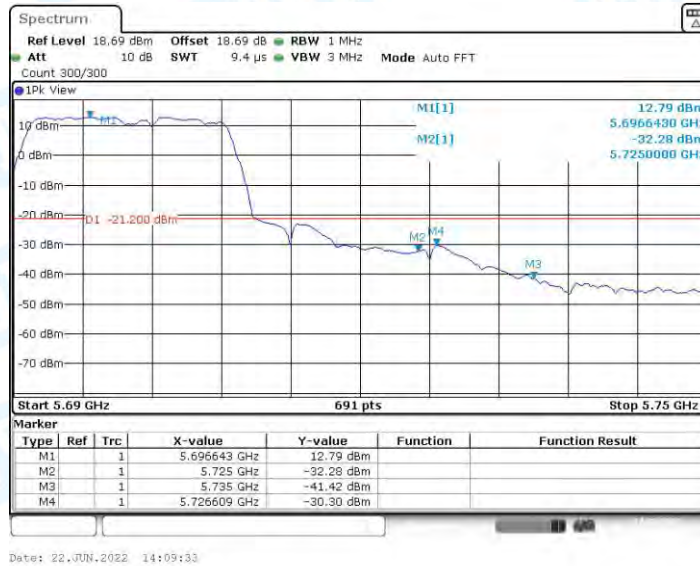
11AC20MIMO\_Ant2\_Low\_5500\_AV



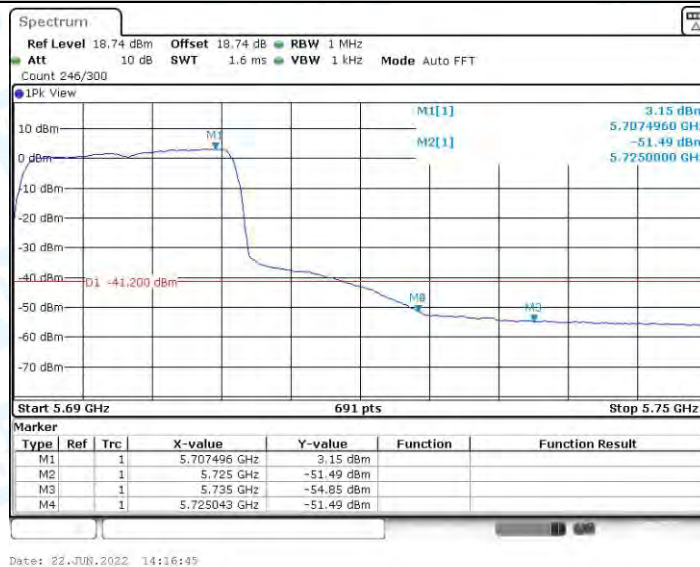
11AC20MIMO\_Ant2\_Low\_5500\_Peak



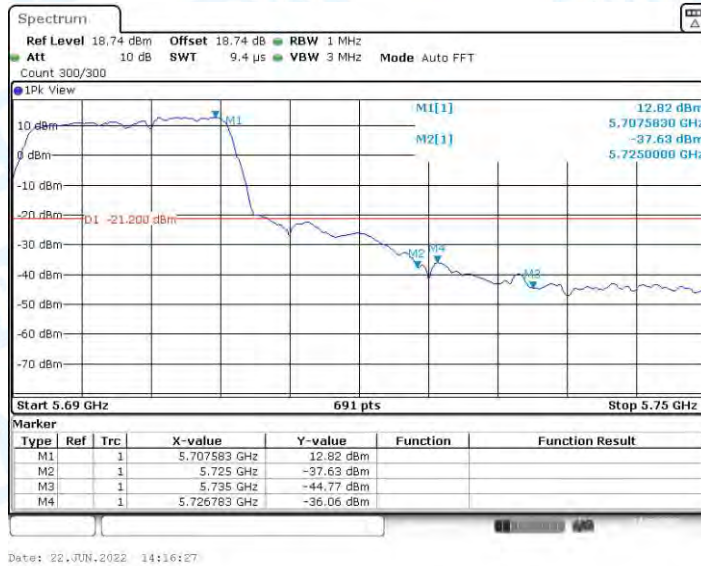
11AC20MIMO\_Ant1\_High\_5700\_AV



11AC20MIMO\_Ant1\_High\_5700\_Peak



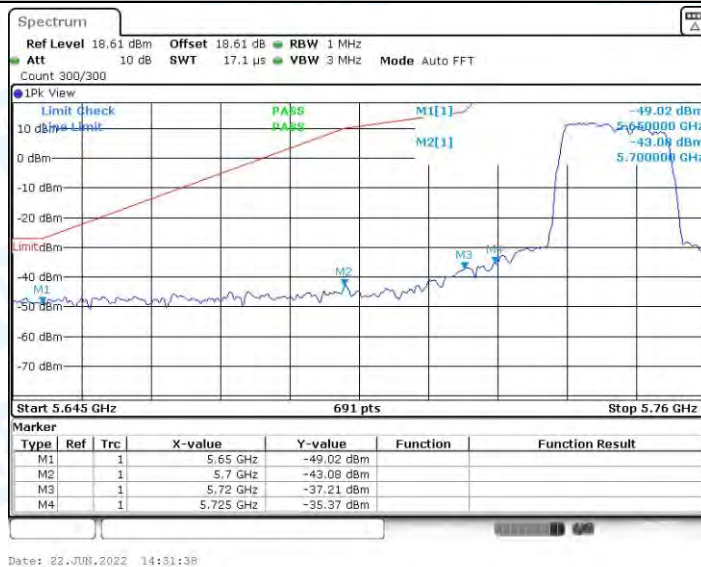
11AC20MIMO\_Ant2\_High\_5700\_AV



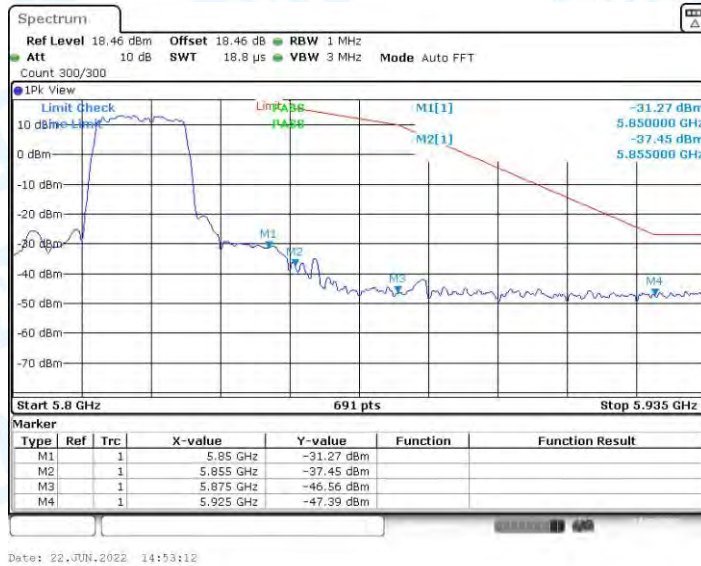
11AC20MIMO\_Ant2\_High\_5700\_Peak



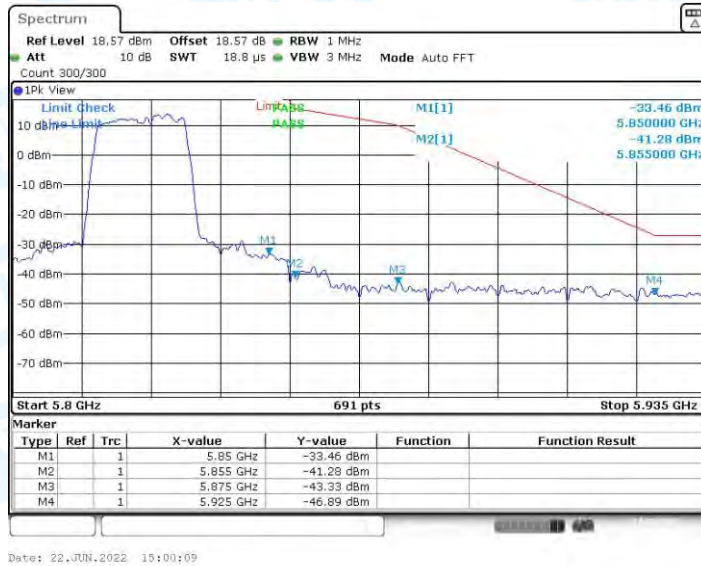
11AC20MIMO\_Ant1\_Low\_5745\_Peak



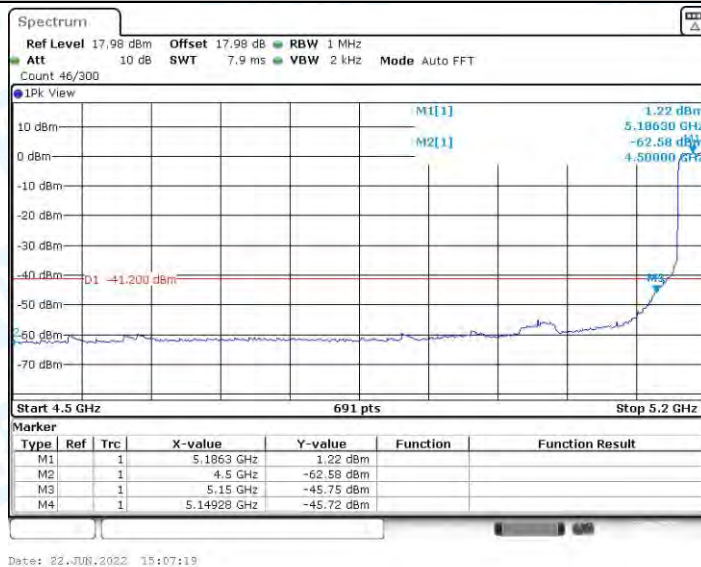
11AC20MIMO\_Ant2\_Low\_5745\_Peak



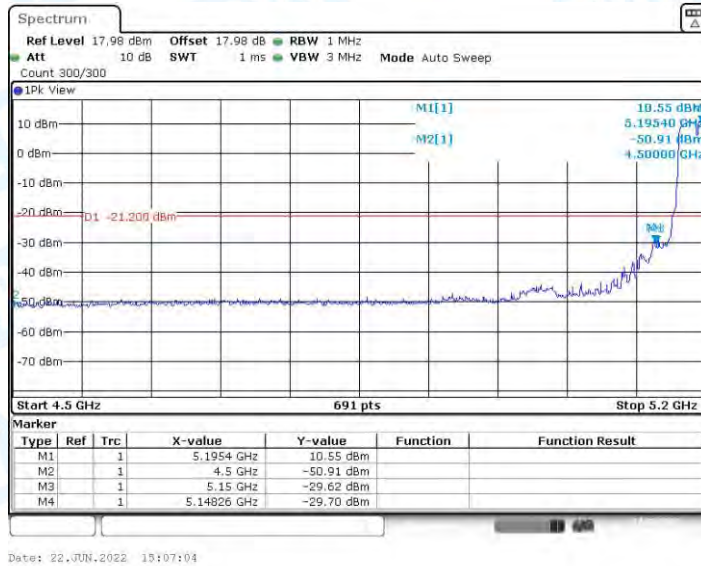
11AC20MIMO\_Ant1\_High\_5825\_Peak



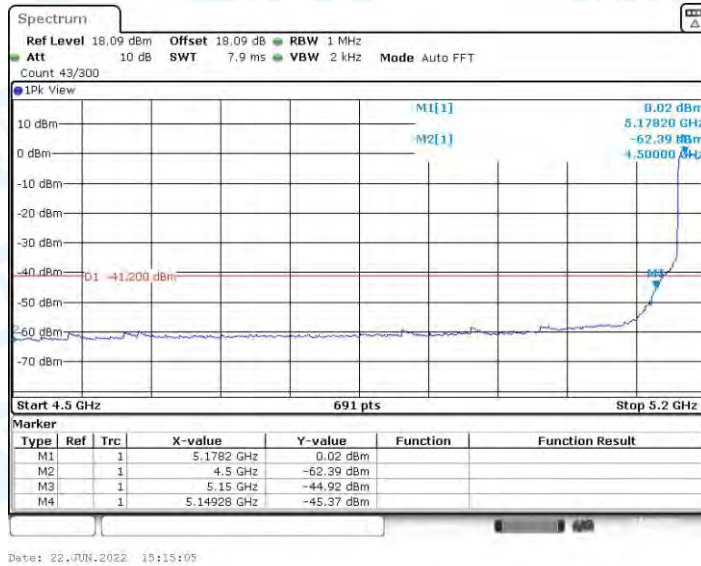
11AC20MIMO\_Ant2\_High\_5825\_Peak



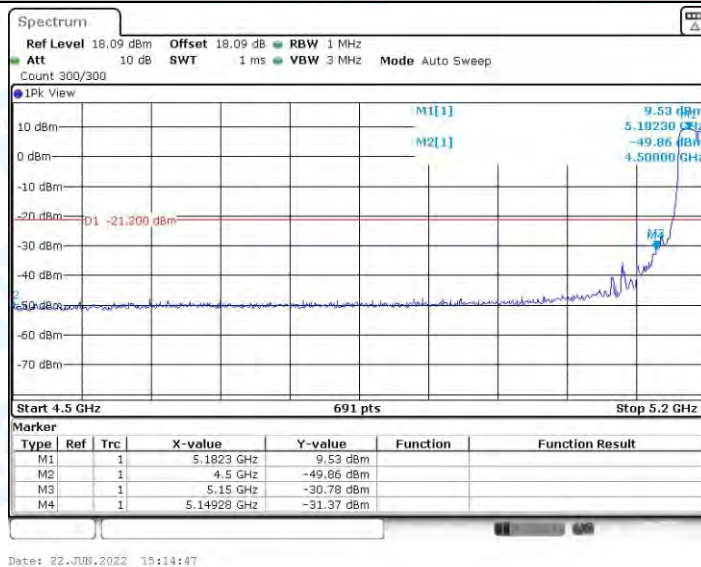
11AC40MIMO\_Ant1\_Low\_5190\_AV



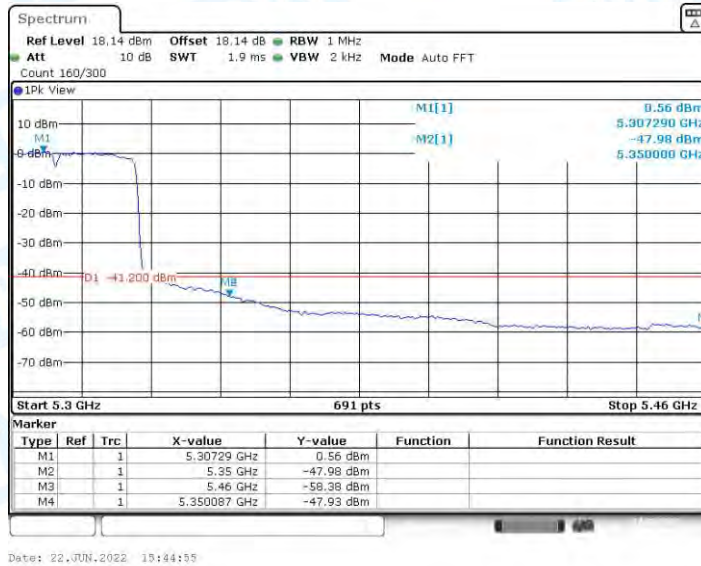
11AC40MIMO\_Ant1\_Low\_5190\_Peak



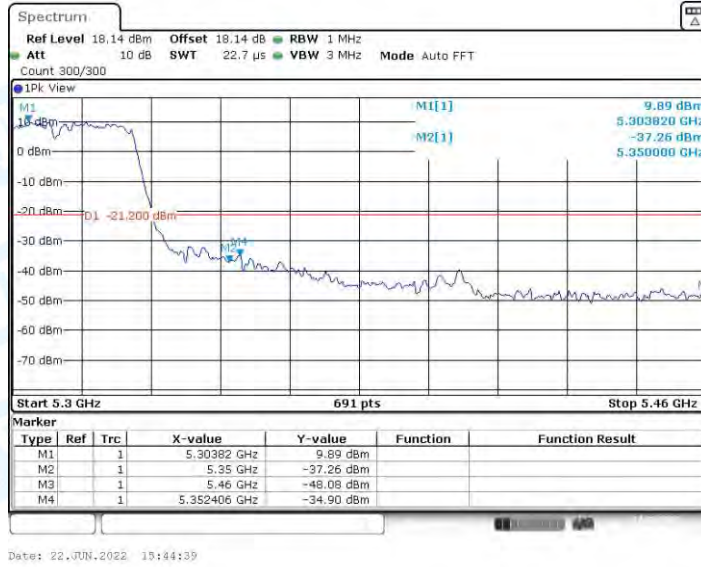
11AC40MIMO\_Ant2\_Low\_5190\_AV



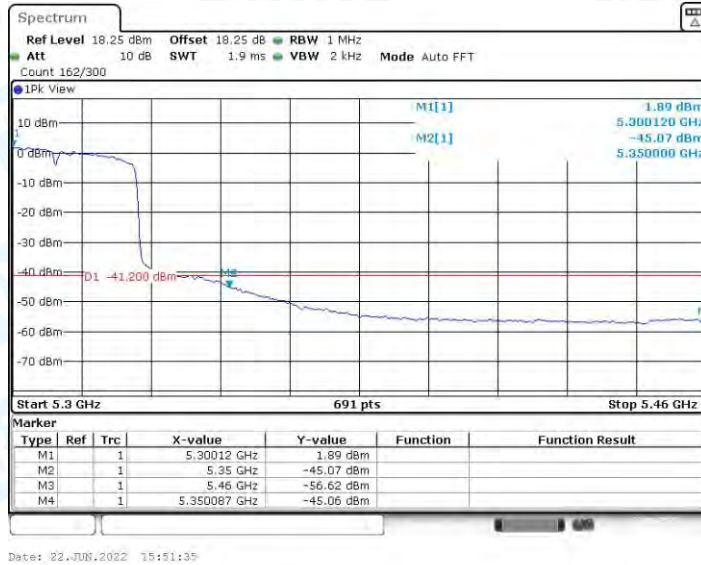
11AC40MIMO\_Ant2\_Low\_5190\_Peak



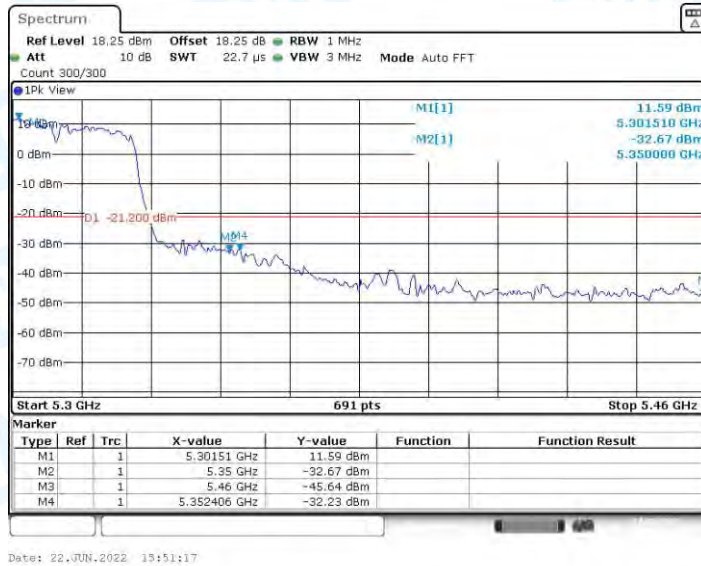
11AC40MIMO\_Ant1\_High\_5310\_AV



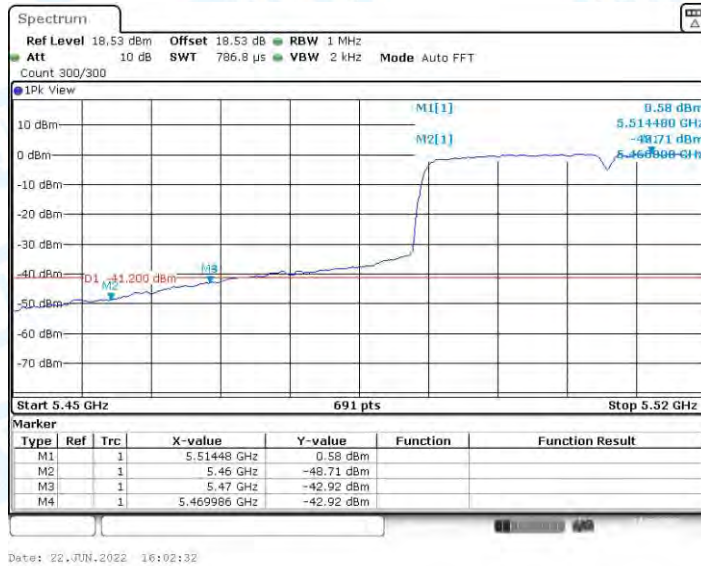
11AC40MIMO\_Ant1\_High\_5310\_Peak



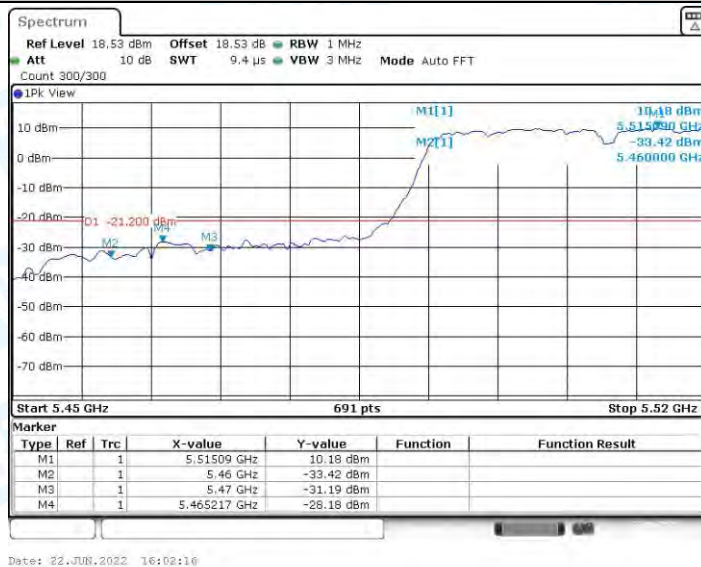
11AC40MIMO\_Ant2\_High\_5310\_AV



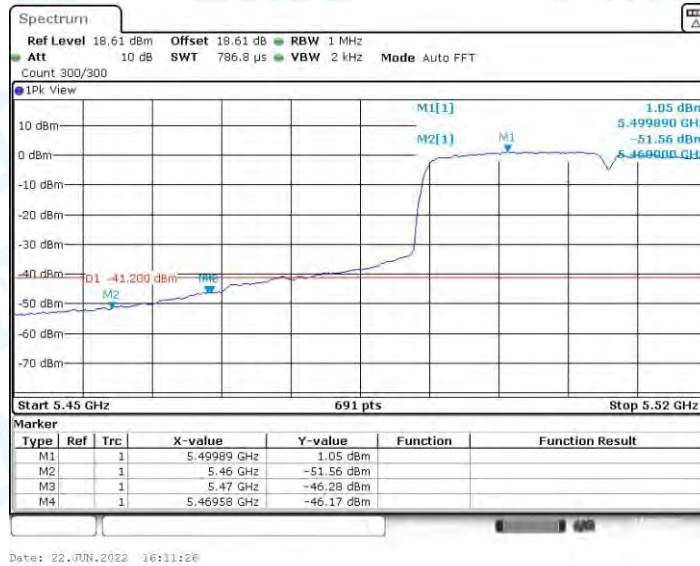
11AC40MIMO\_Ant2\_High\_5310\_Peak



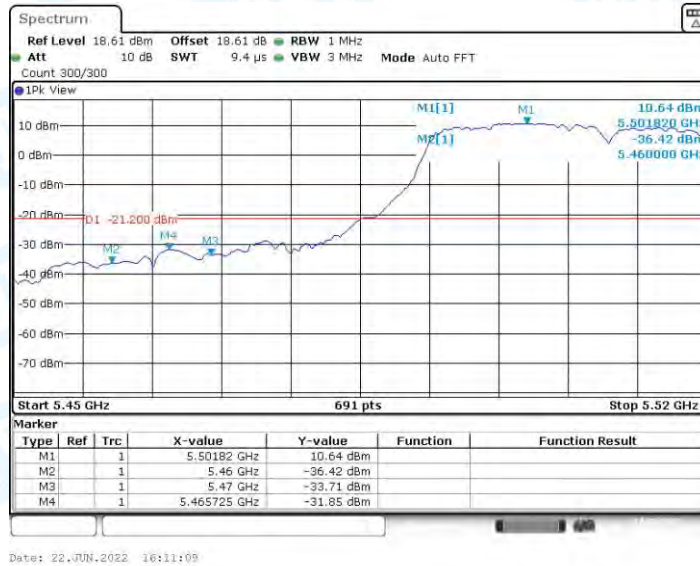
11AC40MIMO\_Ant1\_Low\_5510\_AV



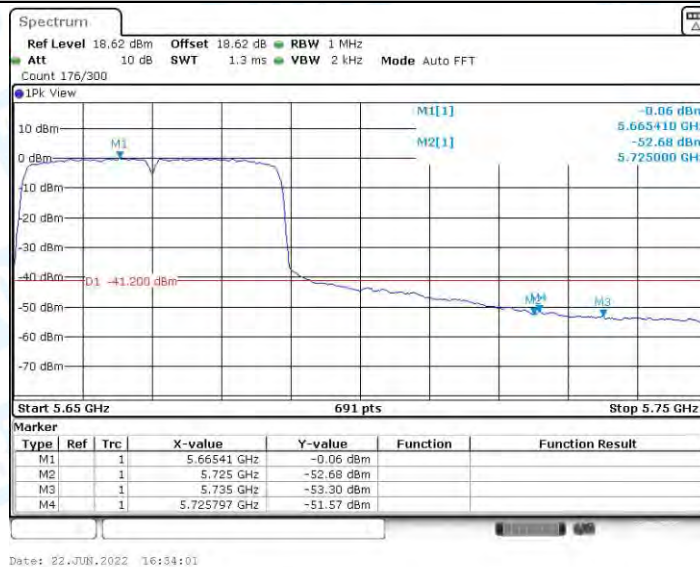
11AC40MIMO\_Ant1\_Low\_5510\_Peak



11AC40MIMO\_Ant2\_Low\_5510\_AV

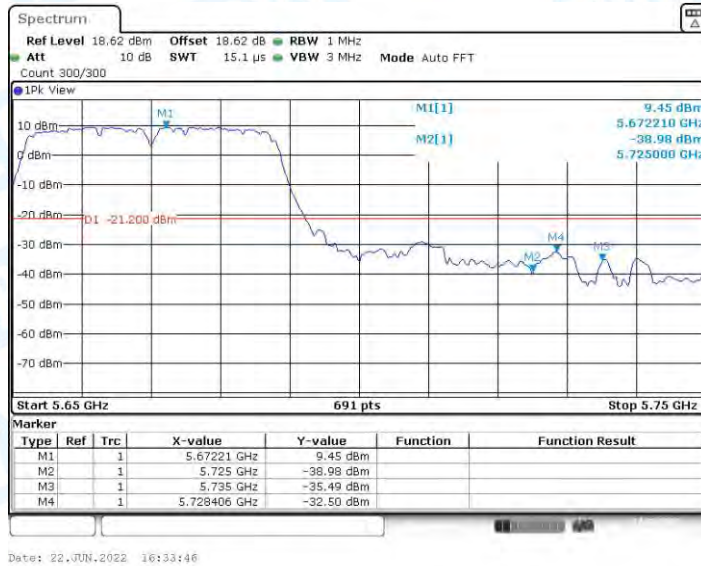


11AC40MIMO\_Ant2\_Low\_5510\_Peak

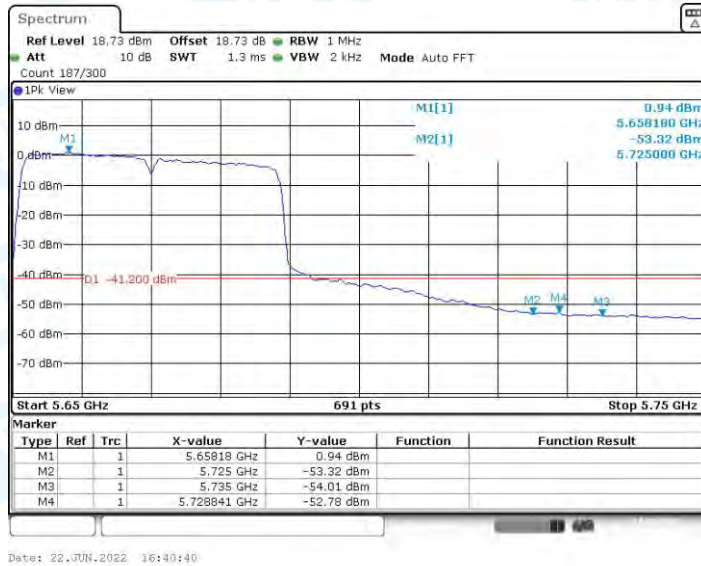


11AC40MIMO\_Ant1\_High\_5670\_AV





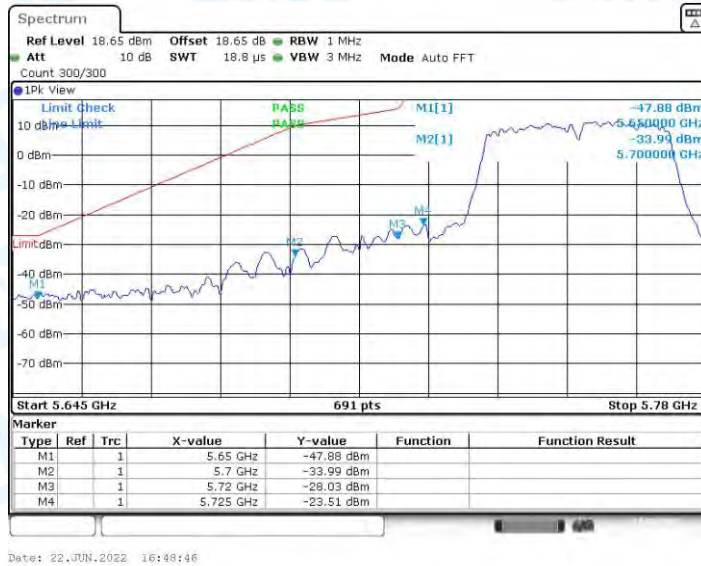
11AC40MIMO\_Ant1\_High\_5670\_Peak



11AC40MIMO\_Ant2\_High\_5670\_AV



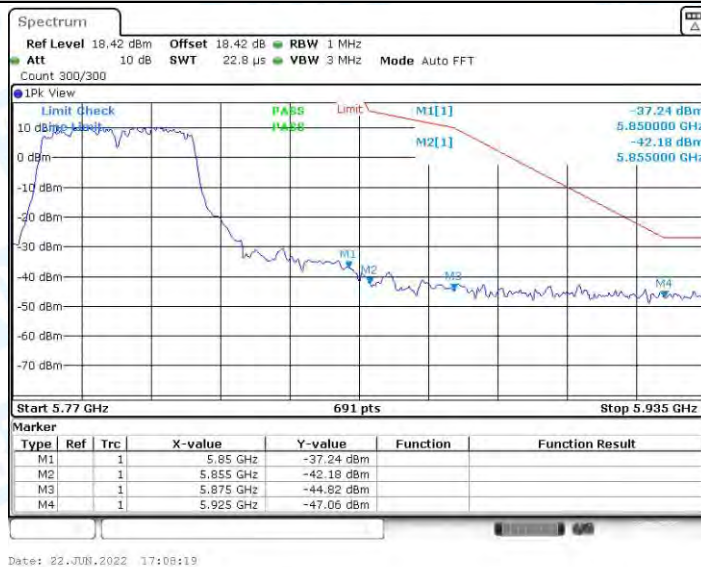
11AC40MIMO\_Ant2\_High\_5670\_Peak



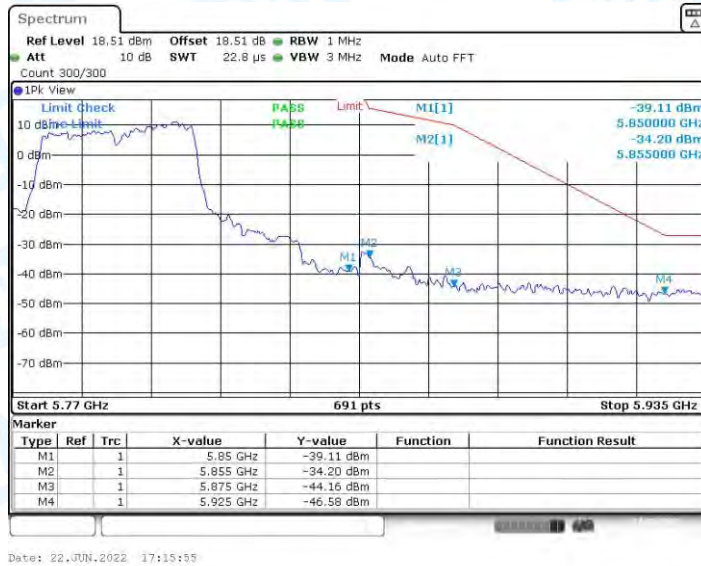
11AC40MIMO\_Ant1\_Low\_5755\_Peak



11AC40MIMO\_Ant2\_Low\_5755\_Peak



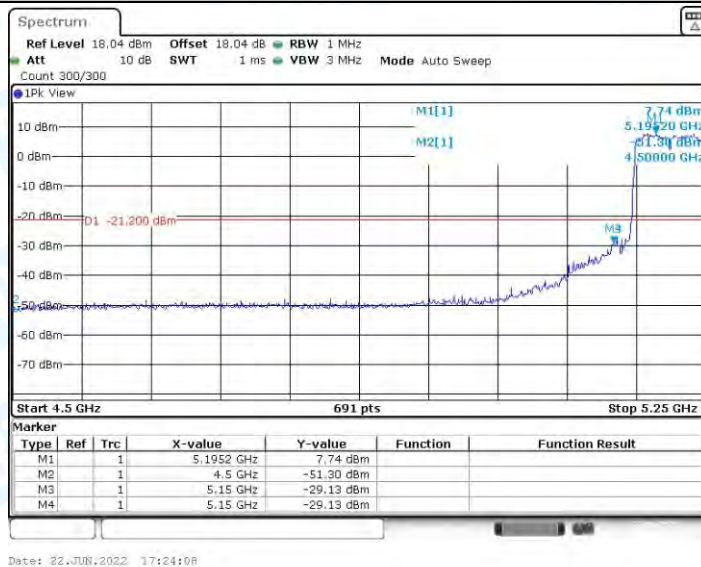
11AC40MIMO\_Ant1\_High\_5795\_Peak



11AC40MIMO\_Ant2\_High\_5795\_Peak



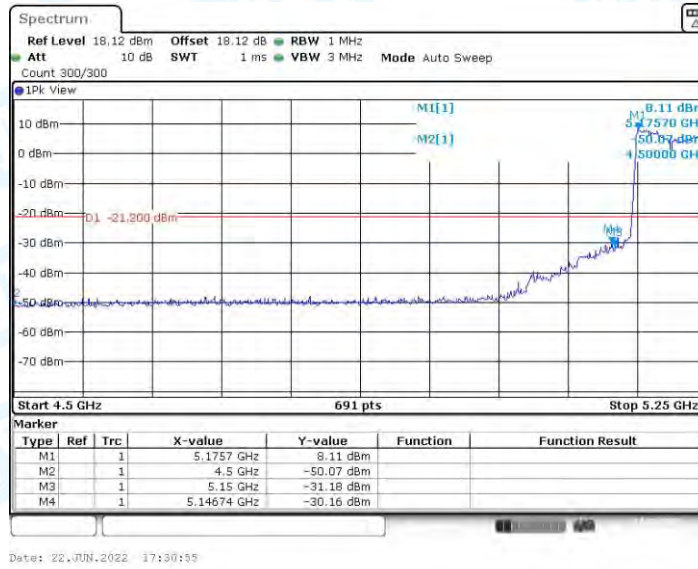
11AC80MIMO\_Ant1\_Low\_5210\_AV



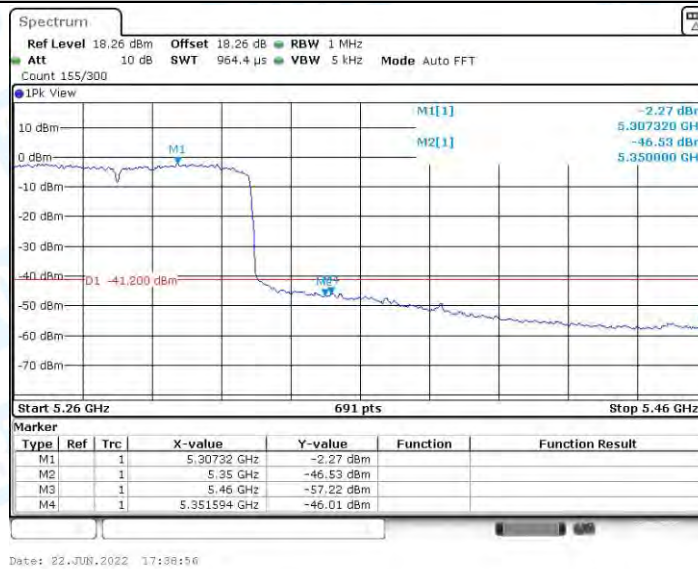
11AC80MIMO\_Ant1\_Low\_5210\_Peak



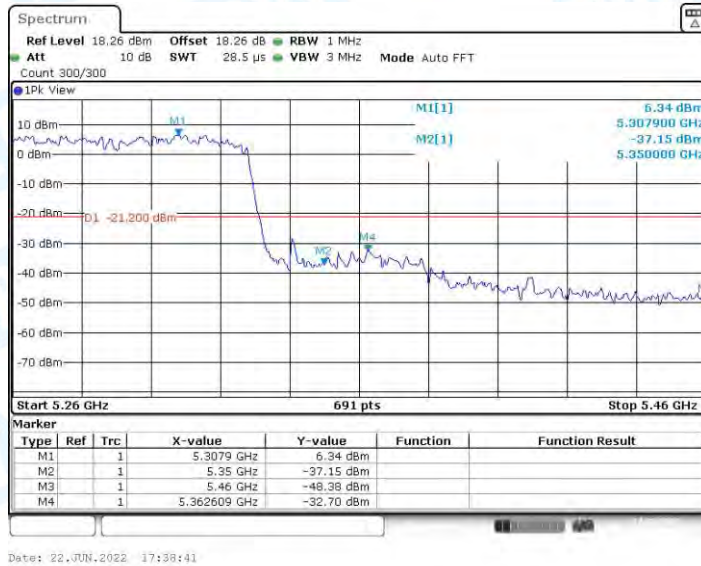
11AC80MIMO\_Ant2\_Low\_5210\_AV



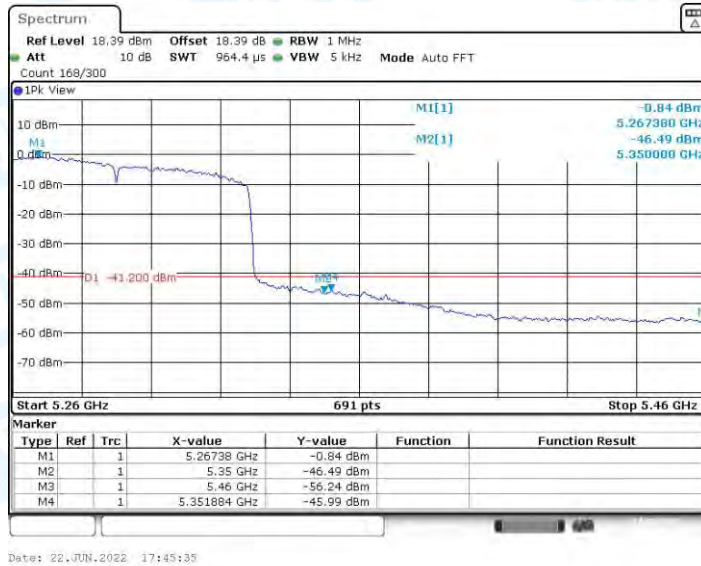
11AC80MIMO\_Ant2\_Low\_5210\_Peak



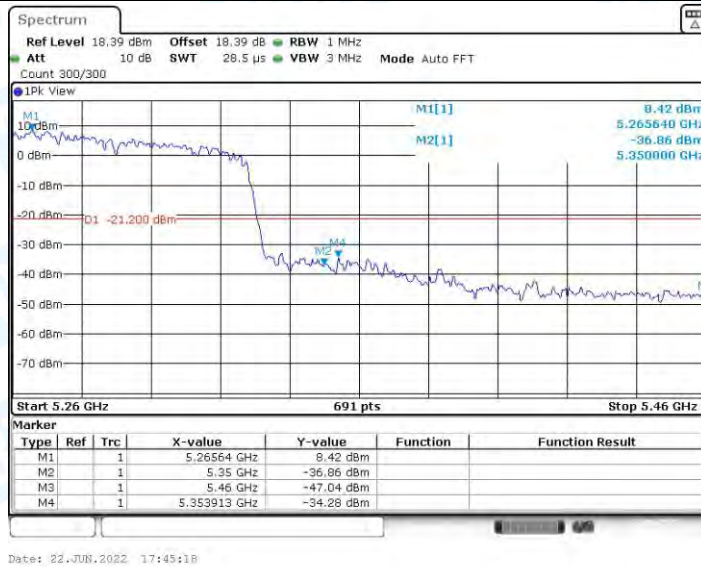
11AC80MIMO\_Ant1\_High\_5290\_AV



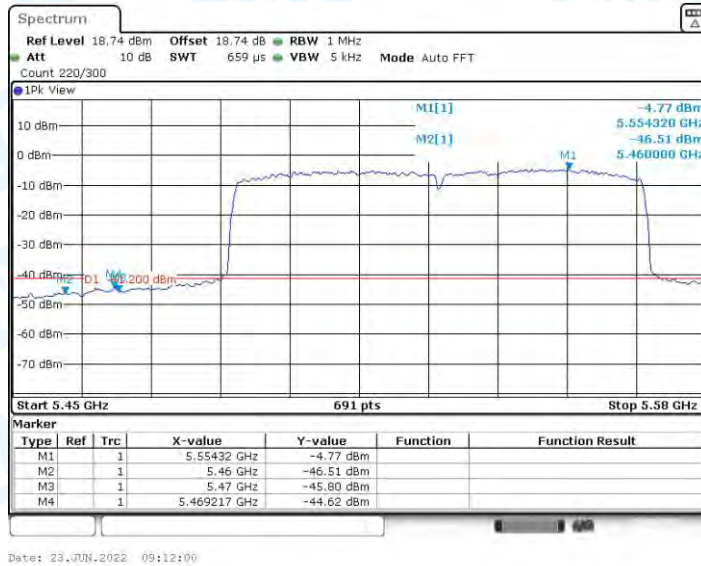
11AC80MIMO\_Ant1\_High\_5290\_Peak



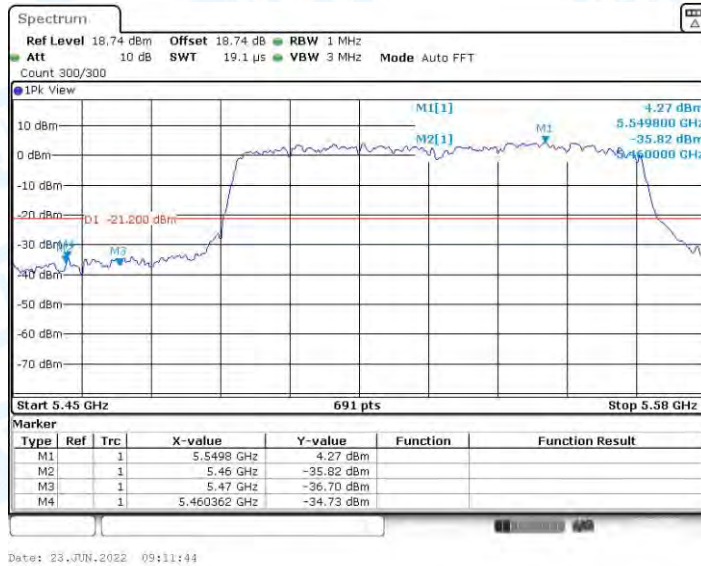
11AC80MIMO\_Ant2\_High\_5290\_AV



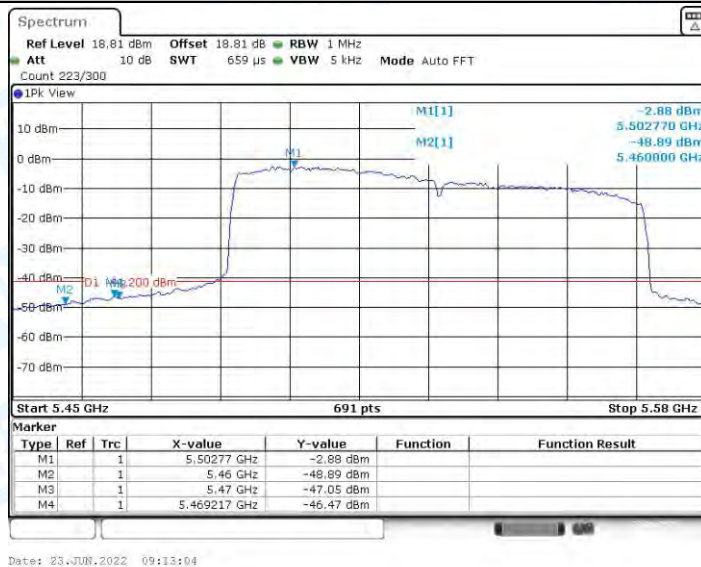
11AC80MIMO\_Ant2\_High\_5290\_Peak



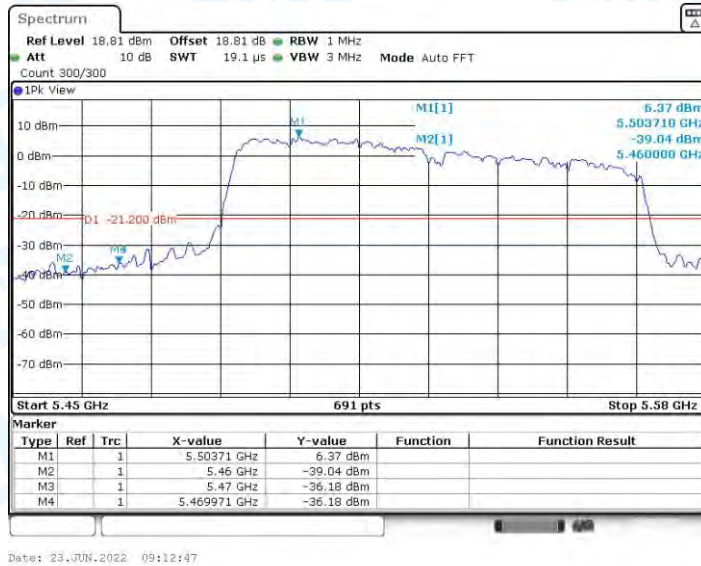
11AC80MIMO\_Ant1\_Low\_5530\_AV



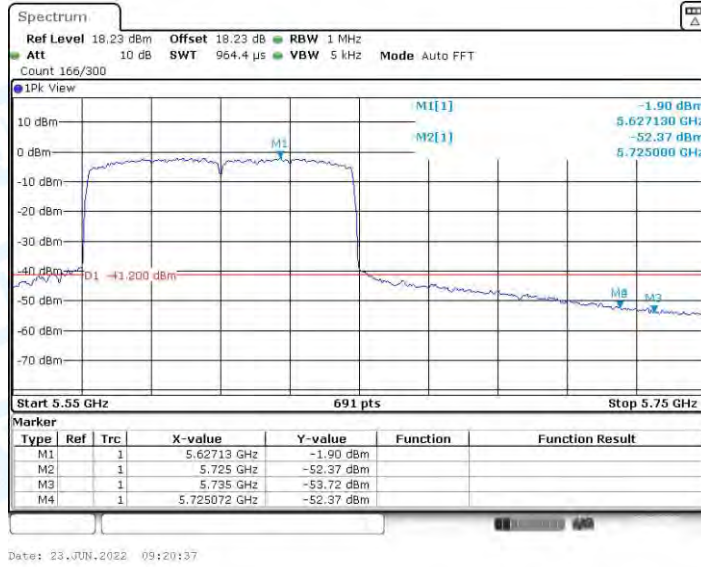
11AC80MIMO\_Ant1\_Low\_5530\_Peak



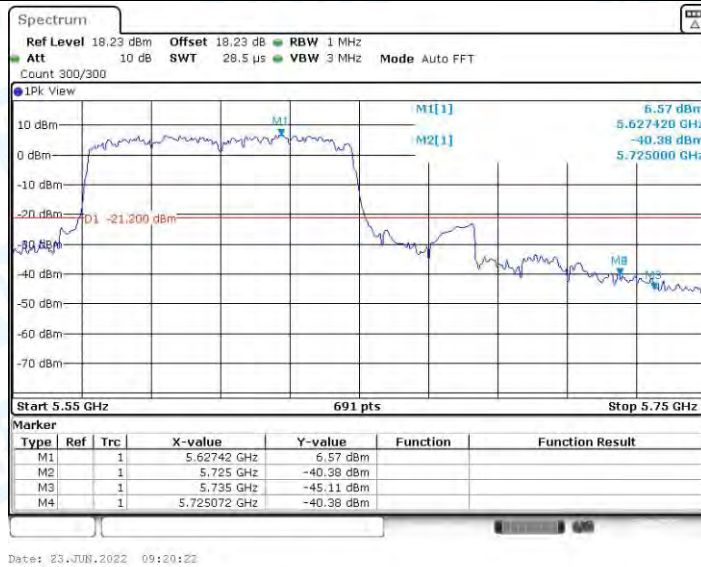
11AC80MIMO\_Ant2\_Low\_5530\_AV



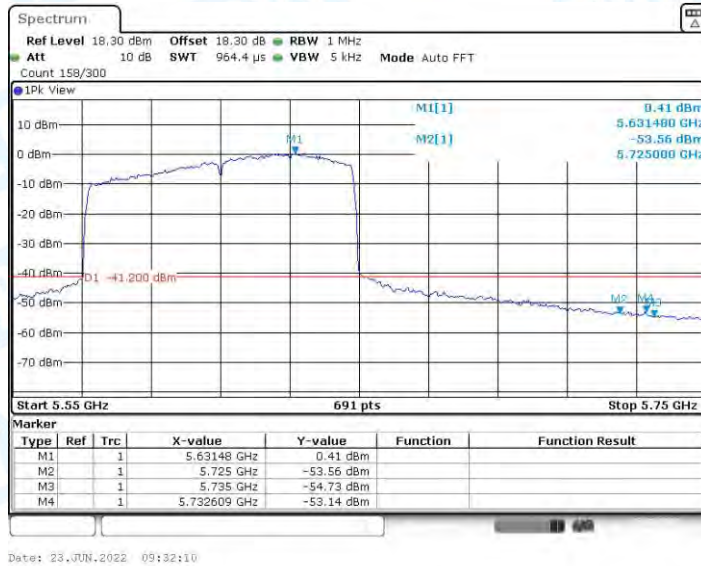
11AC80MIMO\_Ant2\_Low\_5530\_Peak



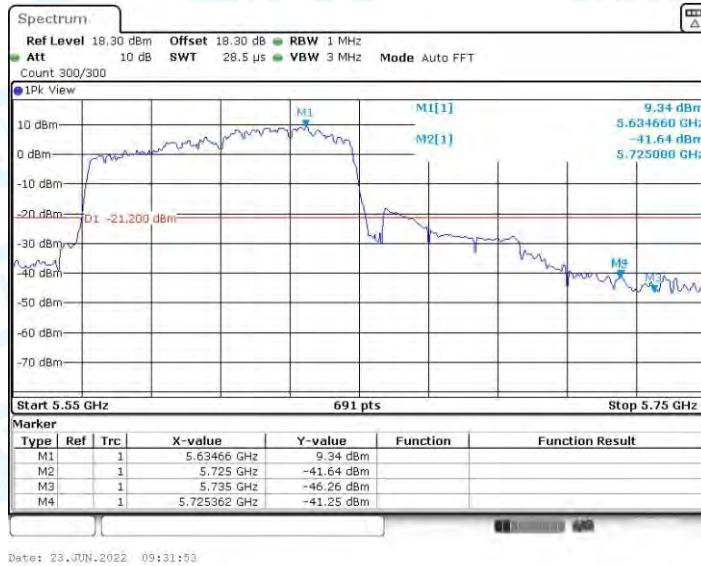
11AC80MIMO\_Ant1\_High\_5610\_AV



11AC80MIMO\_Ant1\_High\_5610\_Peak



11AC80MIMO\_Ant2\_High\_5610\_AV

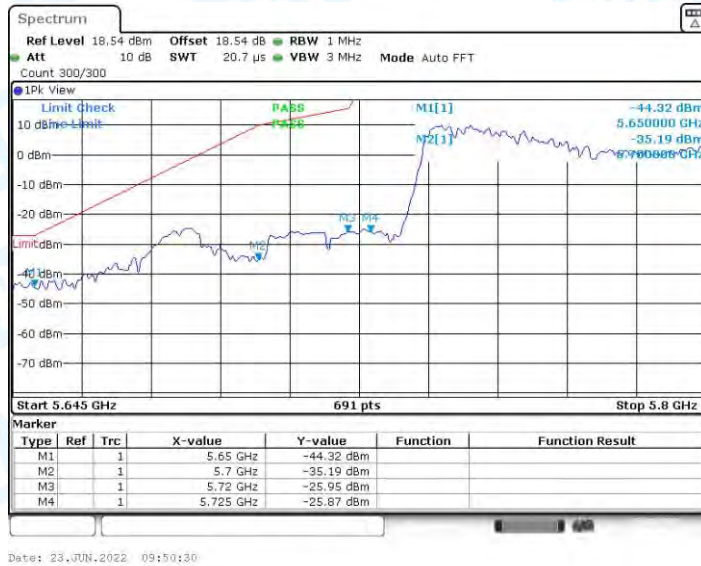


11AC80MIMO\_Ant2\_High\_5610\_Peak



11AC80MIMO\_Ant1\_Low\_5775\_Peak





11AC80MIMO\_Ant2\_Low\_5775\_Peak



11AC80MIMO\_Ant1\_High\_5775\_Peak



11AC80MIMO\_Ant2\_High\_5775\_Peak

## 8. Conducted Spurious Emission

### 8.1. Test Result

TestMode	Antenna	Channel	FreqRange [MHz]	Max. Fre [MHz]	Max. Level [dBm]	Limit [dBm]	Verdict
11A	Ant1	5180	30~1000	974.77	-48.82	≤-27	PASS
			1000~40000	38991.2	-41.42	≤-27	PASS
	Ant2	5180	30~1000	969.11	-49.14	≤-27	PASS
			1000~40000	39963.6	-40.69	≤-27	PASS
	Ant1	5220	30~1000	509.44	-50.54	≤-27	PASS
			1000~40000	2470.3	-35.18	≤-27	PASS
	Ant2	5220	30~1000	863.35	-49.81	≤-27	PASS
			1000~40000	39858.3	-41.67	≤-27	PASS
	Ant1	5240	30~1000	860.31	-50.18	≤-27	PASS
			1000~40000	2470.3	-32.35	≤-27	PASS
	Ant2	5240	30~1000	730.66	-51	≤-27	PASS
			1000~40000	2474.2	-40.21	≤-27	PASS
	Ant1	5260	30~1000	960.22	-49.99	≤-27	PASS
			1000~40000	2470.3	-33.45	≤-27	PASS
	Ant2	5260	30~1000	863.32	-50.23	≤-27	PASS
			1000~40000	39547.6	-40.86	≤-27	PASS
	Ant1	5300	30~1000	711.52	-50.18	≤-27	PASS
			1000~40000	39533.3	-41.37	≤-27	PASS
	Ant2	5300	30~1000	989.12	-51.69	≤-27	PASS
			1000~40000	39422.8	-40.65	≤-27	PASS
	Ant1	5320	30~1000	891.15	-50.22	≤-27	PASS
			1000~40000	39868.7	-40.7	≤-27	PASS
	Ant2	5320	30~1000	888.6	-47.89	≤-27	PASS
			1000~40000	37944.7	-40.99	≤-27	PASS
	Ant1	5500	30~1000	765.83	-49.18	≤-27	PASS
			1000~40000	2470.3	-33.48	≤-27	PASS
	Ant2	5500	30~1000	966.68	-51.01	≤-27	PASS
			1000~40000	39142	-40.93	≤-27	PASS
	Ant1	5580	30~1000	426.15	-50.94	≤-27	PASS
			1000~40000	2470.3	-32.79	≤-27	PASS
	Ant2	5580	30~1000	962.93	-49.43	≤-27	PASS
			1000~40000	39967.5	-41.03	≤-27	PASS
Ant1	5700	30~1000	244.41	-50.28	≤-27	PASS	
		1000~40000	2470.3	-33.88	≤-27	PASS	
Ant2	5700	30~1000	891.38	-50.65	≤-27	PASS	
		1000~40000	2472.9	-40.88	≤-27	PASS	
Ant1	5745	30~1000	504.52	-50.15	≤-27	PASS	
		1000~40000	2471.6	-35.67	≤-27	PASS	
Ant2	5745	30~1000	958.41	-50.02	≤-27	PASS	
		1000~40000	17239.6	-37.17	≤-27	PASS	

	Ant1	5785	30~1000	889.6	-50.24	≤-27	PASS
			1000~40000	39987	-41.12	≤-27	PASS
	Ant2	5785	30~1000	816.53	-50.95	≤-27	PASS
			1000~40000	17355.3	-38.03	≤-27	PASS
	Ant1	5825	30~1000	879.42	-50.94	≤-27	PASS
			1000~40000	39106.9	-41.42	≤-27	PASS
Ant2	5825	30~1000	861.7	-50.11	≤-27	PASS	
		1000~40000	17469.7	-39.2	≤-27	PASS	
11N20MIMO	Ant1	5180	30~1000	958.6	-50.66	≤-27	PASS
			1000~40000	6926.7	-41.33	≤-27	PASS
	Ant2	5180	30~1000	862.41	-50.78	≤-27	PASS
			1000~40000	39476.1	-41.07	≤-27	PASS
	Ant1	5220	30~1000	889.86	-51.61	≤-27	PASS
			1000~40000	39975.3	-41.94	≤-27	PASS
	Ant2	5220	30~1000	792.54	-50.98	≤-27	PASS
			1000~40000	39971.4	-41.23	≤-27	PASS
	Ant1	5240	30~1000	892.22	-50.12	≤-27	PASS
			1000~40000	2467.7	-37.21	≤-27	PASS
	Ant2	5240	30~1000	916.41	-50.6	≤-27	PASS
			1000~40000	39173.2	-41.15	≤-27	PASS
	Ant1	5260	30~1000	724.09	-50.04	≤-27	PASS
			1000~40000	39053.6	-40.3	≤-27	PASS
	Ant2	5260	30~1000	889.47	-49.21	≤-27	PASS
			1000~40000	39963.6	-40.62	≤-27	PASS
	Ant1	5300	30~1000	709.12	-50.83	≤-27	PASS
			1000~40000	39541.1	-41.39	≤-27	PASS
	Ant2	5300	30~1000	467.73	-50.94	≤-27	PASS
			1000~40000	39455.3	-41.41	≤-27	PASS
	Ant1	5320	30~1000	894.52	-50.91	≤-27	PASS
			1000~40000	2470.3	-40.77	≤-27	PASS
	Ant2	5320	30~1000	679.09	-50.83	≤-27	PASS
			1000~40000	38922.3	-41.59	≤-27	PASS
	Ant1	5500	30~1000	517.62	-49.49	≤-27	PASS
			1000~40000	39274.6	-40.32	≤-27	PASS
	Ant2	5500	30~1000	657.07	-50.26	≤-27	PASS
			1000~40000	38654.5	-40.5	≤-27	PASS
	Ant1	5580	30~1000	888.5	-50.33	≤-27	PASS
			1000~40000	39556.7	-40.85	≤-27	PASS
	Ant2	5580	30~1000	867.87	-50.22	≤-27	PASS
			1000~40000	39716.6	-39.62	≤-27	PASS
	Ant1	5700	30~1000	860.6	-49.24	≤-27	PASS
			1000~40000	39493	-41.94	≤-27	PASS
	Ant2	5700	30~1000	847.76	-50.34	≤-27	PASS
			1000~40000	39610	-40.01	≤-27	PASS
Ant1	5745	30~1000	957.27	-50.83	≤-27	PASS	
		1000~40000	39959.7	-41.61	≤-27	PASS	

	Ant2	5745	30~1000	211.69	-51.16	≤-27	PASS
			1000~40000	39387.7	-41.42	≤-27	PASS
	Ant1	5785	30~1000	961.09	-50.75	≤-27	PASS
			1000~40000	38644.1	-41.26	≤-27	PASS
	Ant2	5785	30~1000	706.92	-48.53	≤-27	PASS
			1000~40000	38232	-40.48	≤-27	PASS
	Ant1	5825	30~1000	868.04	-50.75	≤-27	PASS
			1000~40000	39546.3	-40.29	≤-27	PASS
	Ant2	5825	30~1000	939.1	-50.96	≤-27	PASS
			1000~40000	39386.4	-41.03	≤-27	PASS
	Ant1	5190	30~1000	889.41	-50.97	≤-27	PASS
			1000~40000	38598.6	-41.97	≤-27	PASS
	Ant2	5190	30~1000	860.54	-51.16	≤-27	PASS
			1000~40000	39356.5	-41.44	≤-27	PASS
	Ant1	5230	30~1000	846.15	-49.75	≤-27	PASS
			1000~40000	39794.6	-41.49	≤-27	PASS
	Ant2	5230	30~1000	102.44	-50.79	≤-27	PASS
			1000~40000	39931.1	-41.8	≤-27	PASS
	Ant1	5270	30~1000	860.21	-51.28	≤-27	PASS
			1000~40000	38658.4	-41.2	≤-27	PASS
	Ant2	5270	30~1000	761.76	-50.47	≤-27	PASS
			1000~40000	38631.1	-41.63	≤-27	PASS
	Ant1	5310	30~1000	888.02	-50.67	≤-27	PASS
			1000~40000	39992.2	-41.39	≤-27	PASS
	Ant2	5310	30~1000	894.48	-50.77	≤-27	PASS
			1000~40000	39565.8	-41.42	≤-27	PASS
	Ant1	5510	30~1000	916.89	-50.16	≤-27	PASS
			1000~40000	2472.9	-37.91	≤-27	PASS
11N40MIMO	Ant2	5510	30~1000	705.37	-49.21	≤-27	PASS
			1000~40000	2469	-40.4	≤-27	PASS
	Ant1	5550	30~1000	469.32	-50.88	≤-27	PASS
			1000~40000	39970.1	-40.97	≤-27	PASS
	Ant2	5550	30~1000	514.16	-50.57	≤-27	PASS
			1000~40000	39992.2	-41.5	≤-27	PASS
	Ant1	5670	30~1000	862.05	-49.08	≤-27	PASS
			1000~40000	38879.4	-40.9	≤-27	PASS
	Ant2	5670	30~1000	961.83	-48.09	≤-27	PASS
			1000~40000	39626.9	-40.79	≤-27	PASS
	Ant1	5755	30~1000	897.17	-50.45	≤-27	PASS
			1000~40000	38900.2	-41.34	≤-27	PASS
	Ant2	5755	30~1000	115.37	-49.7	≤-27	PASS
			1000~40000	38646.7	-40.94	≤-27	PASS
	Ant1	5795	30~1000	958.79	-51.11	≤-27	PASS
			1000~40000	39464.4	-41.57	≤-27	PASS
	Ant2	5795	30~1000	888.66	-49.85	≤-27	PASS
			1000~40000	39067.9	-40.86	≤-27	PASS

11AC20MIMO	Ant1	5180	30~1000	959.02	-50.34	≤-27	PASS
			1000~40000	38941.8	-41.45	≤-27	PASS
	Ant2	5180	30~1000	864.96	-50.08	≤-27	PASS
			1000~40000	38909.3	-41.71	≤-27	PASS
	Ant1	5220	30~1000	889.7	-51.18	≤-27	PASS
			1000~40000	39087.4	-41.66	≤-27	PASS
	Ant2	5220	30~1000	872.79	-51.46	≤-27	PASS
			1000~40000	39504.7	-41.78	≤-27	PASS
	Ant1	5240	30~1000	866.45	-51.26	≤-27	PASS
			1000~40000	39860.9	-41.78	≤-27	PASS
	Ant2	5240	30~1000	968.01	-49.2	≤-27	PASS
			1000~40000	39977.9	-41.43	≤-27	PASS
	Ant1	5260	30~1000	558.88	-50.19	≤-27	PASS
			1000~40000	38947	-39.75	≤-27	PASS
	Ant2	5260	30~1000	863.28	-50.02	≤-27	PASS
			1000~40000	39860.9	-41.49	≤-27	PASS
	Ant1	5300	30~1000	714.81	-51.49	≤-27	PASS
			1000~40000	39065.3	-41.17	≤-27	PASS
	Ant2	5300	30~1000	893.87	-50.17	≤-27	PASS
			1000~40000	37914.8	-41.24	≤-27	PASS
	Ant1	5320	30~1000	705.6	-50.31	≤-27	PASS
			1000~40000	39307.1	-41.48	≤-27	PASS
	Ant2	5320	30~1000	207.62	-51.47	≤-27	PASS
			1000~40000	39870	-41.81	≤-27	PASS
	Ant1	5500	30~1000	959.8	-48.14	≤-27	PASS
			1000~40000	39576.2	-40.75	≤-27	PASS
	Ant2	5500	30~1000	706.28	-50.17	≤-27	PASS
			1000~40000	39039.3	-39.57	≤-27	PASS
	Ant1	5580	30~1000	173.25	-51.03	≤-27	PASS
			1000~40000	38508.9	-41.52	≤-27	PASS
Ant2	5580	30~1000	763.09	-49.76	≤-27	PASS	
		1000~40000	39361.7	-41.3	≤-27	PASS	
Ant1	5700	30~1000	237.4	-50.45	≤-27	PASS	
		1000~40000	39309.7	-40.7	≤-27	PASS	
Ant2	5700	30~1000	705.28	-50.18	≤-27	PASS	
		1000~40000	38993.8	-41.42	≤-27	PASS	
Ant1	5745	30~1000	523.12	-48	≤-27	PASS	
		1000~40000	39607.4	-40.44	≤-27	PASS	
Ant2	5745	30~1000	869.52	-49.9	≤-27	PASS	
		1000~40000	6799.3	-41.06	≤-27	PASS	
Ant1	5785	30~1000	509.67	-50.01	≤-27	PASS	
		1000~40000	39435.8	-39.65	≤-27	PASS	
Ant2	5785	30~1000	888.6	-49.17	≤-27	PASS	
		1000~40000	39114.7	-41.01	≤-27	PASS	
Ant1	5825	30~1000	865.58	-50.46	≤-27	PASS	
		1000~40000	39555.4	-41.76	≤-27	PASS	

	Ant2	5825	30~1000	707.02	-50.91	≤-27	PASS
			1000~40000	39955.8	-40.15	≤-27	PASS
11AC40MIMO	Ant1	5190	30~1000	744.49	-51.31	≤-27	PASS
			1000~40000	39616.5	-40.79	≤-27	PASS
	Ant2	5190	30~1000	889.05	-50.01	≤-27	PASS
			1000~40000	39395.5	-41.34	≤-27	PASS
	Ant1	5230	30~1000	865.22	-50.77	≤-27	PASS
			1000~40000	39093.9	-41.05	≤-27	PASS
	Ant2	5230	30~1000	892.9	-51.08	≤-27	PASS
			1000~40000	38614.2	-39.62	≤-27	PASS
	Ant1	5270	30~1000	439.05	-50.48	≤-27	PASS
			1000~40000	39130.3	-41.52	≤-27	PASS
	Ant2	5270	30~1000	864.09	-50.95	≤-27	PASS
			1000~40000	39979.2	-41.4	≤-27	PASS
	Ant1	5310	30~1000	961.51	-49.31	≤-27	PASS
			1000~40000	39498.2	-41.44	≤-27	PASS
	Ant2	5310	30~1000	960.05	-50.16	≤-27	PASS
			1000~40000	39983.1	-41.55	≤-27	PASS
	Ant1	5510	30~1000	707.44	-50.31	≤-27	PASS
			1000~40000	38971.7	-41.25	≤-27	PASS
	Ant2	5510	30~1000	508.66	-50.13	≤-27	PASS
			1000~40000	39990.9	-41.29	≤-27	PASS
	Ant1	5550	30~1000	859.86	-49.88	≤-27	PASS
			1000~40000	39615.2	-41.08	≤-27	PASS
	Ant2	5550	30~1000	508.89	-49.37	≤-27	PASS
			1000~40000	38953.5	-41.51	≤-27	PASS
	Ant1	5670	30~1000	864.71	-50.16	≤-27	PASS
			1000~40000	39569.7	-40.56	≤-27	PASS
	Ant2	5670	30~1000	798.33	-50.48	≤-27	PASS
			1000~40000	39980.5	-40.76	≤-27	PASS
Ant1	5755	30~1000	347.84	-50.96	≤-27	PASS	
		1000~40000	39286.3	-40.9	≤-27	PASS	
Ant2	5755	30~1000	864.29	-49.1	≤-27	PASS	
		1000~40000	38958.7	-40.54	≤-27	PASS	
Ant1	5795	30~1000	596.25	-50.32	≤-27	PASS	
		1000~40000	39010.7	-41.33	≤-27	PASS	
Ant2	5795	30~1000	860.02	-50.41	≤-27	PASS	
		1000~40000	39970.1	-41.18	≤-27	PASS	
11AC80MIMO	Ant1	5210	30~1000	960.02	-51.42	≤-27	PASS
			1000~40000	39642.5	-41.46	≤-27	PASS
	Ant2	5210	30~1000	958.66	-50.83	≤-27	PASS
			1000~40000	39907.7	-41.98	≤-27	PASS
	Ant1	5290	30~1000	895.52	-50.48	≤-27	PASS
			1000~40000	39989.6	-41.07	≤-27	PASS
	Ant2	5290	30~1000	888.41	-49.31	≤-27	PASS
			1000~40000	39606.1	-40.43	≤-27	PASS

Ant1	5530	30~1000	896.33	-49.21	≤-27	PASS
		1000~40000	39615.2	-41.09	≤-27	PASS
Ant2	5530	30~1000	42.34	-50.21	≤-27	PASS
		1000~40000	39931.1	-40.19	≤-27	PASS
Ant1	5610	30~1000	777.18	-50.15	≤-27	PASS
		1000~40000	39616.5	-41.5	≤-27	PASS
Ant2	5610	30~1000	680.48	-50.84	≤-27	PASS
		1000~40000	39511.2	-40.82	≤-27	PASS
Ant1	5775	30~1000	750.35	-50.33	≤-27	PASS
		1000~40000	38948.3	-40.71	≤-27	PASS
Ant2	5775	30~1000	708.06	-49.75	≤-27	PASS
		1000~40000	38364.6	-41.41	≤-27	PASS