

# RF Test Data for 2.4G Wi-Fi (Conducted Measurements)

General Description of EUT	
Product Name:	Android TV Box
Test Model:	SDSTB02
Sample ID:	202207-0234-9-2#
Environmental Conditions	
Temperature:	23.8°C
Relative Humidity:	44%
Test Voltage:	DC 12V
Test Engineer:	Huangjianping
Note: For a more detailed features description, please refer to the report TBR-C-202207-0234-93.	

## Contents

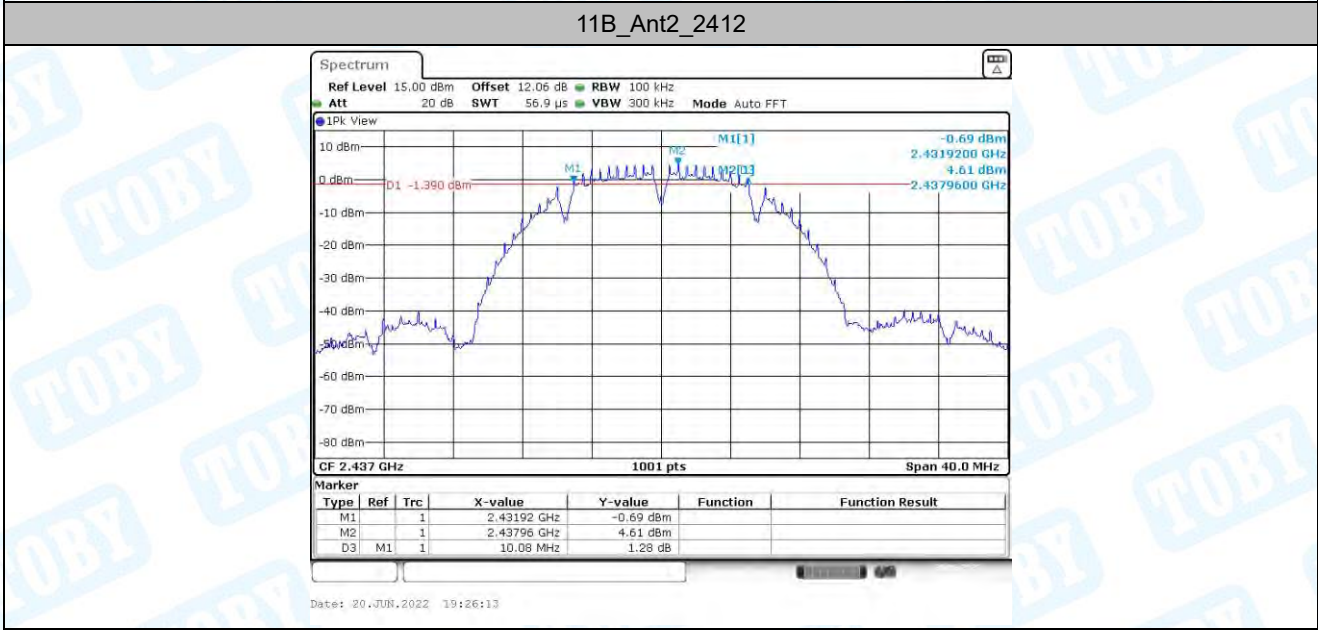
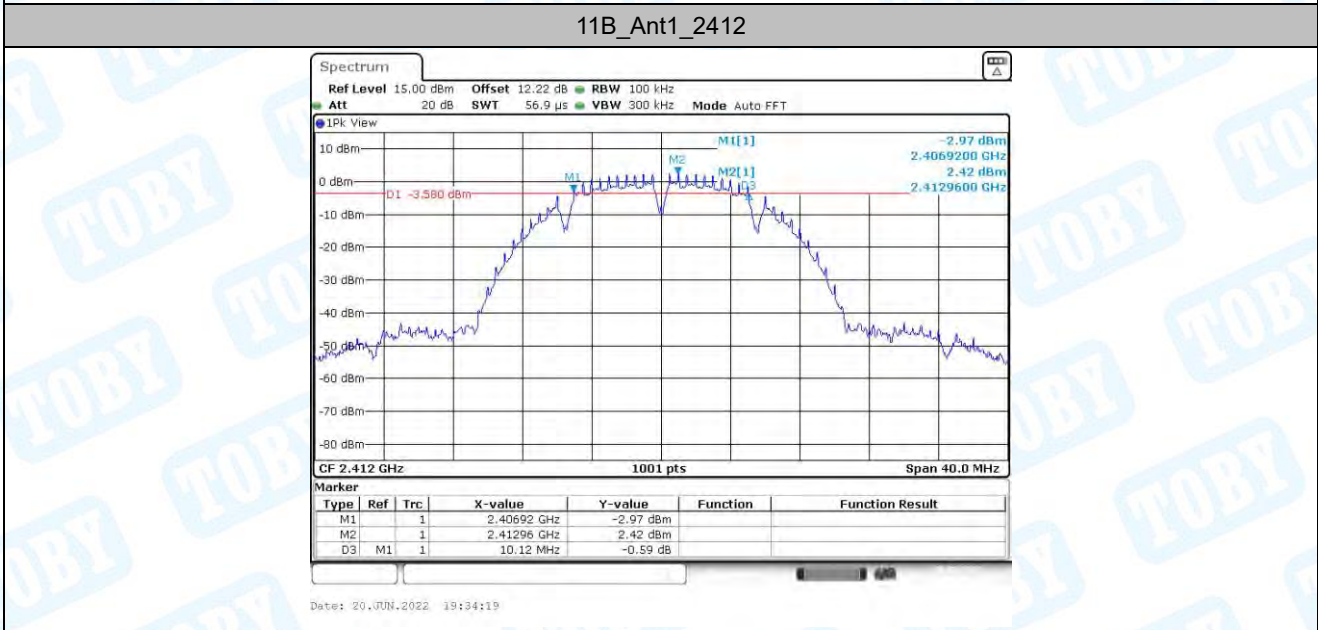
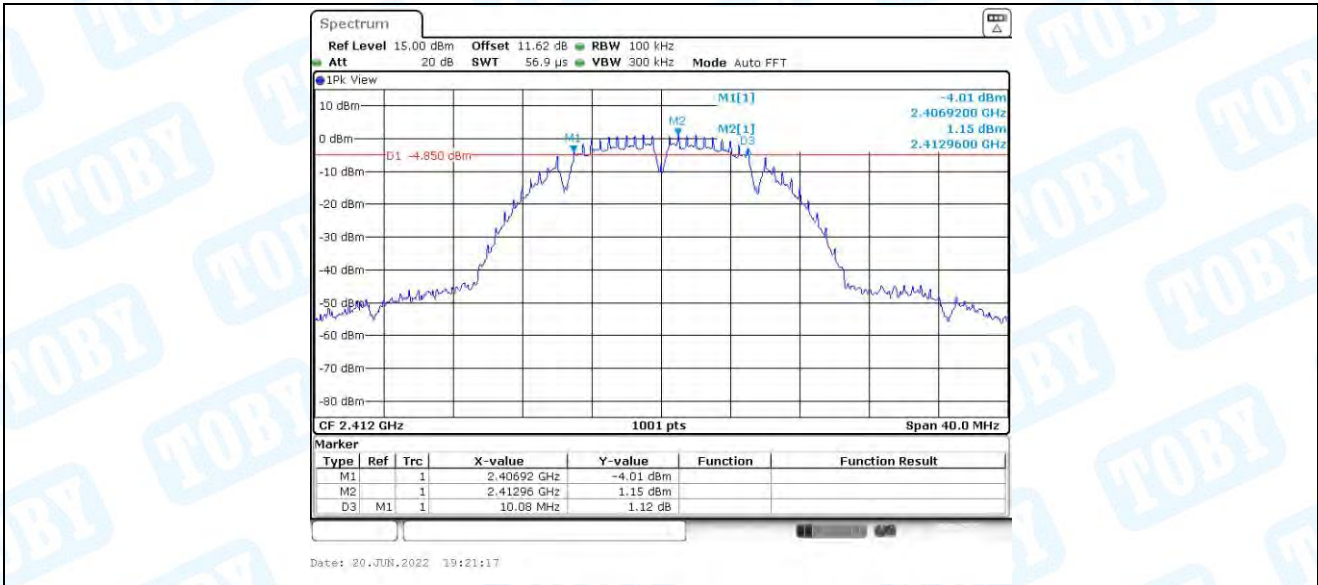
1. DTS Bandwidth.....	3
1.1. Test Result.....	3
1.2. Test Graphs.....	4
2. Occupied Channel Bandwidth.....	12
2.1. Test Result.....	12
2.2. Test Graphs.....	13
3. Maximum conducted output power.....	21
3.1. Test Result.....	21
4. Maximum power spectral density.....	22
4.1. Test Result.....	22
4.2. Test Graphs.....	23
5. Band edge measurements.....	31
5.1. Test Result.....	31
5.2. Test Graphs.....	32
6. Conducted Spurious Emission.....	38
6.1. Test Result.....	38
6.2. Test Graphs.....	40
7. Duty Cycle.....	64
7.1. Test Result.....	64
7.2. Test Graphs.....	65
8. Emissions in Restricted Bands.....	73
8.1. Test Result.....	73
8.2. Test Graphs.....	76

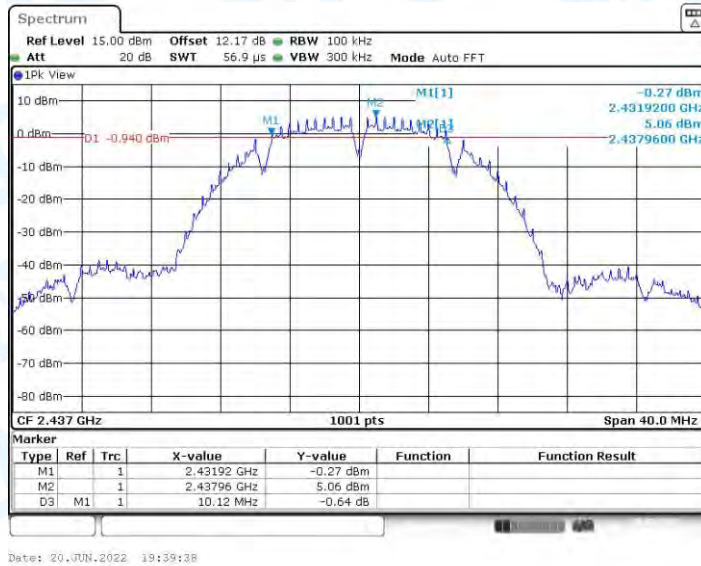
# 1. DTS Bandwidth

## 1.1. Test Result

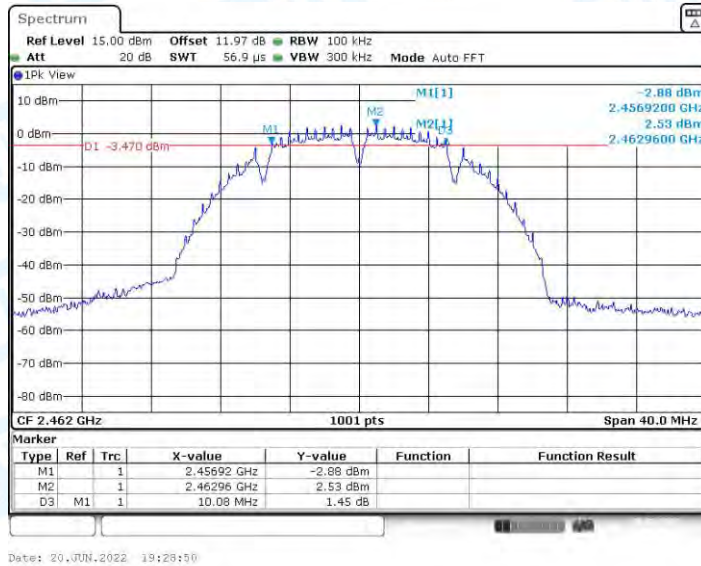
TestMode	Antenna	Channel	DTS BW [MHz]	FL[MHz]	FH[MHz]	Limit[MHz]	Verdict
11B	Ant1	2412	10.08	2406.92	2417.00	0.5	PASS
	Ant2	2412	10.12	2406.92	2417.04	0.5	PASS
	Ant1	2437	10.08	2431.92	2442.00	0.5	PASS
	Ant2	2437	10.12	2431.92	2442.04	0.5	PASS
	Ant1	2462	10.08	2456.92	2467.00	0.5	PASS
	Ant2	2462	10.12	2456.92	2467.04	0.5	PASS
11G	Ant1	2412	15.56	2404.20	2419.76	0.5	PASS
	Ant2	2412	16.04	2403.84	2419.88	0.5	PASS
	Ant1	2437	15.68	2429.20	2444.88	0.5	PASS
	Ant2	2437	15.68	2429.20	2444.88	0.5	PASS
	Ant1	2462	15.68	2454.20	2469.88	0.5	PASS
	Ant2	2462	15.68	2454.20	2469.88	0.5	PASS
11N20MIMO	Ant1	2412	16.92	2403.44	2420.36	0.5	PASS
	Ant2	2412	16.52	2403.84	2420.36	0.5	PASS
	Ant1	2437	16.52	2428.84	2445.36	0.5	PASS
	Ant2	2437	16.28	2428.84	2445.12	0.5	PASS
	Ant1	2462	16.04	2454.08	2470.12	0.5	PASS
	Ant2	2462	16.28	2453.84	2470.12	0.5	PASS
11N40MIMO	Ant1	2422	35.44	2404.08	2439.52	0.5	PASS
	Ant2	2422	35.20	2404.40	2439.60	0.5	PASS
	Ant1	2437	35.12	2419.40	2454.52	0.5	PASS
	Ant2	2437	35.12	2419.40	2454.52	0.5	PASS
	Ant1	2452	35.12	2434.40	2469.52	0.5	PASS
	Ant2	2452	35.20	2434.40	2469.60	0.5	PASS

**1.2. Test Graphs**

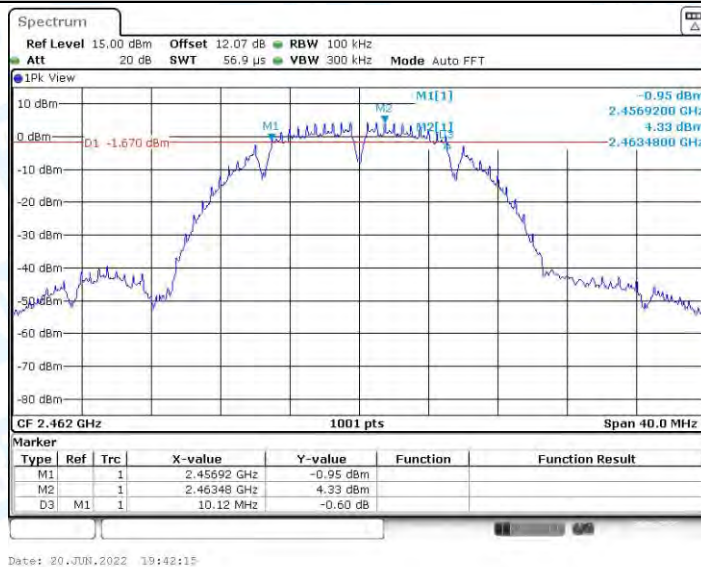




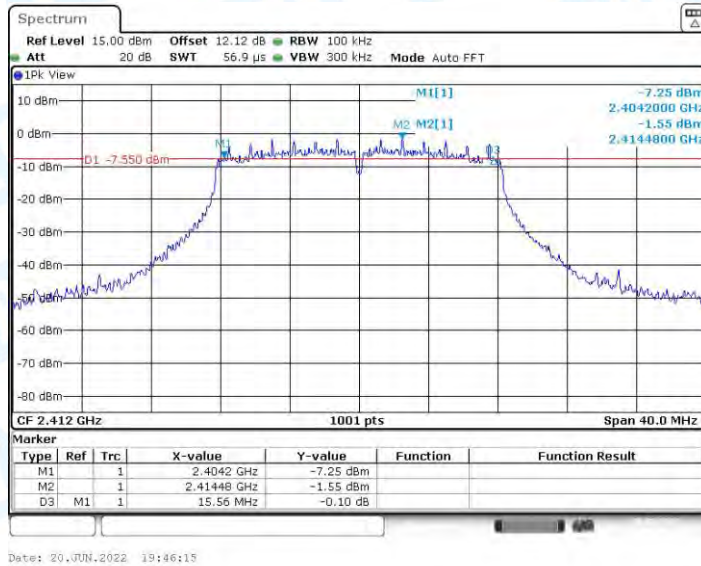
11B\_Ant2\_2437



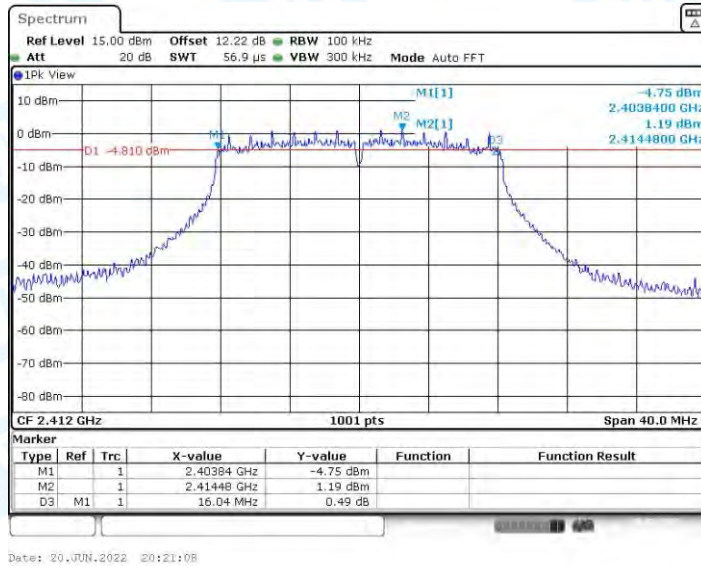
11B\_Ant1\_2462



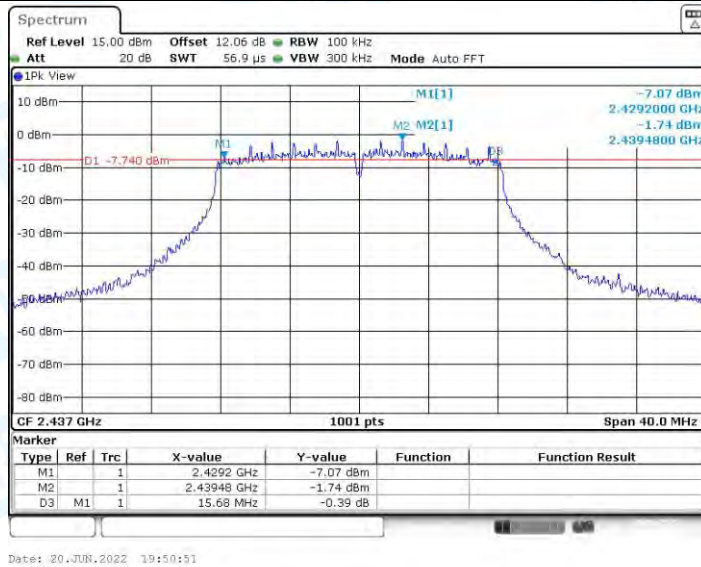
11B\_Ant2\_2462



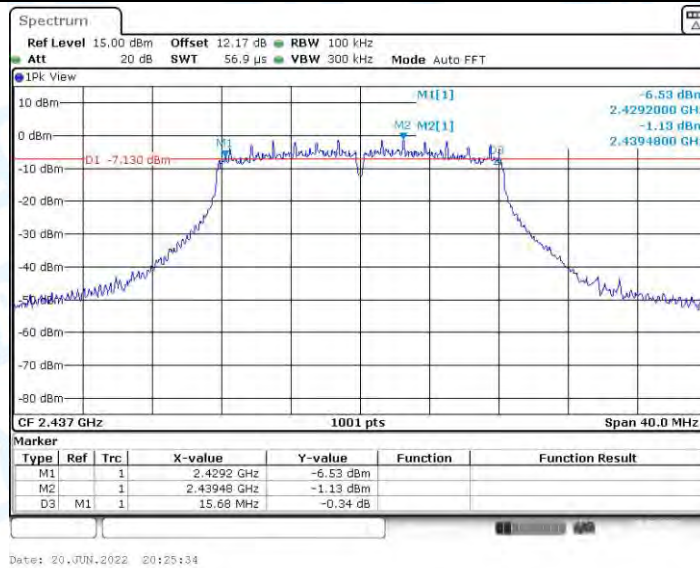
11G\_Ant1\_2412



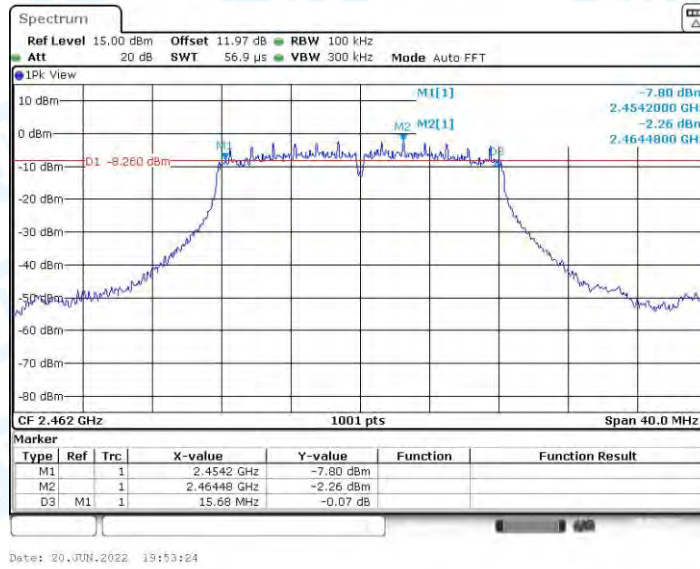
11G\_Ant2\_2412



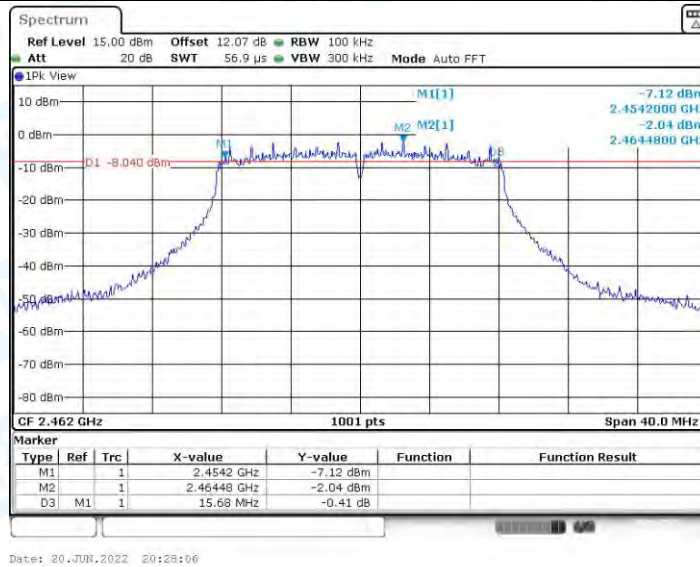
11G\_Ant1\_2437



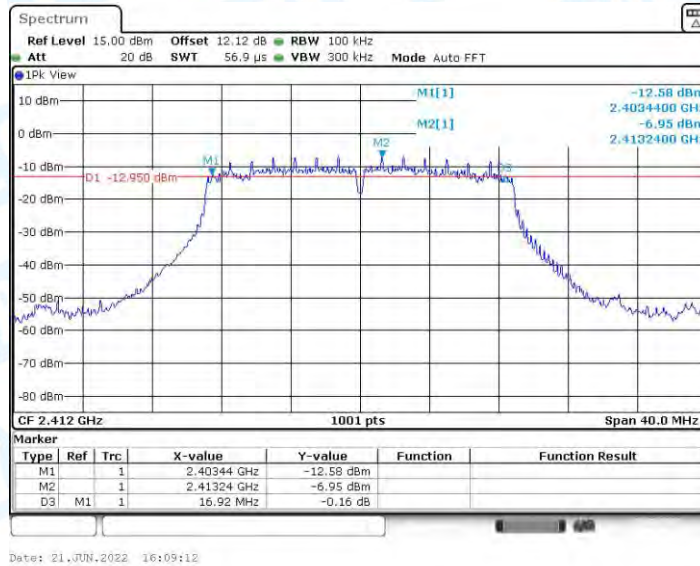
11G\_Ant2\_2437



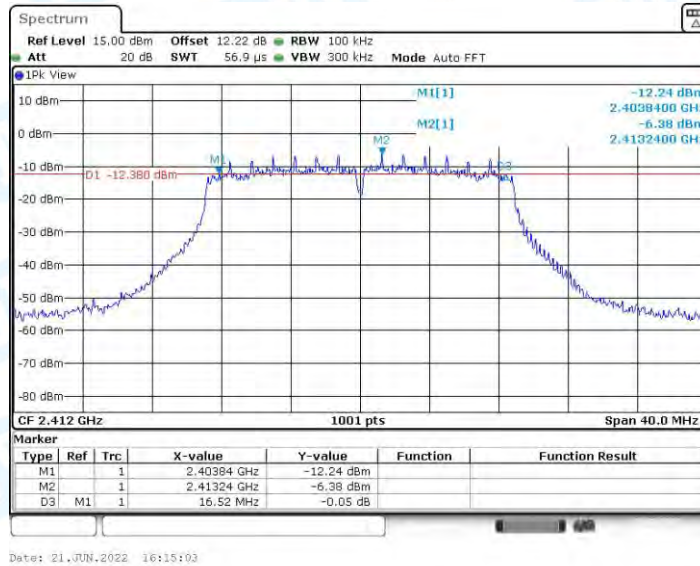
11G\_Ant1\_2462



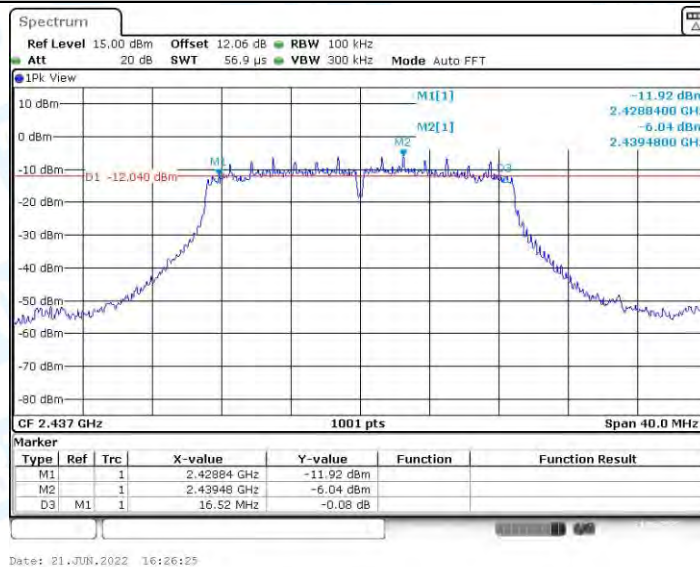
11G\_Ant2\_2462



11N20MIMO\_Ant1\_2412

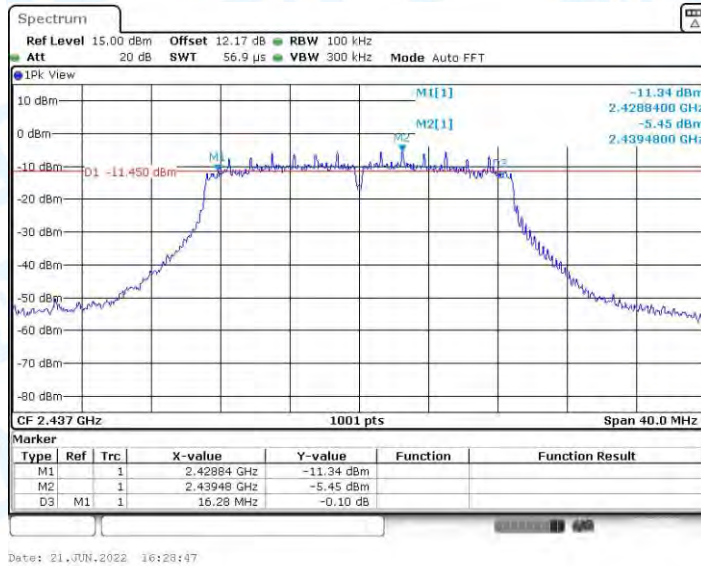


11N20MIMO\_Ant2\_2412

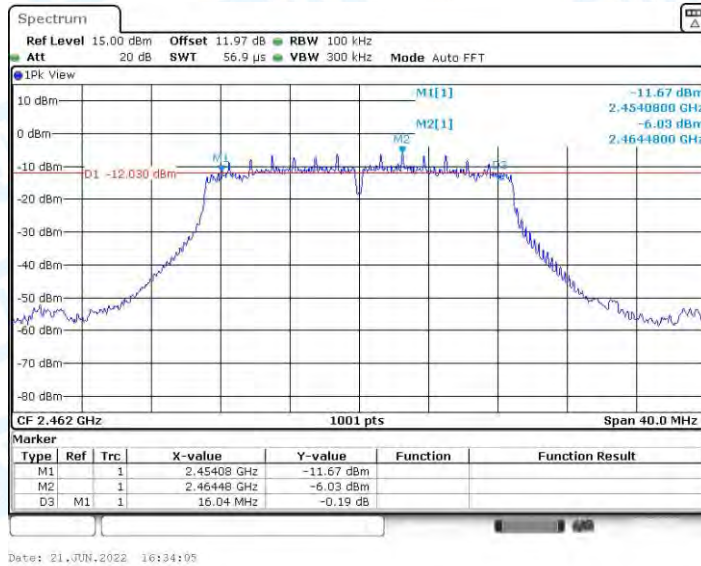


11N20MIMO\_Ant1\_2437

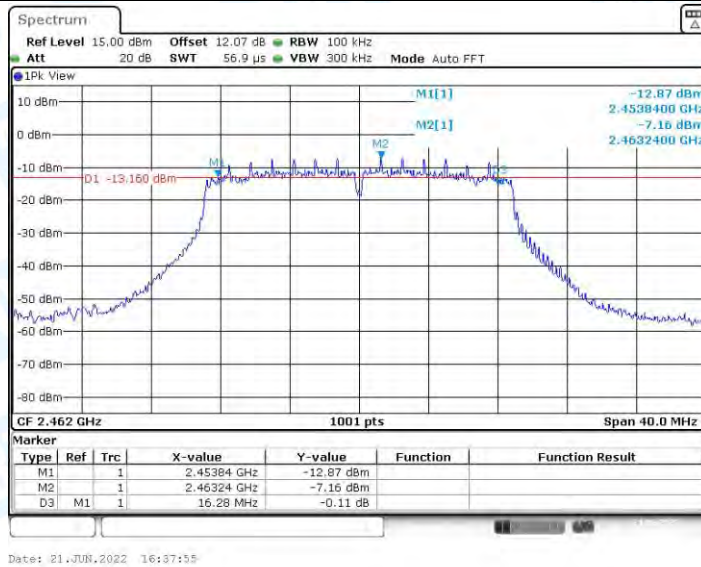




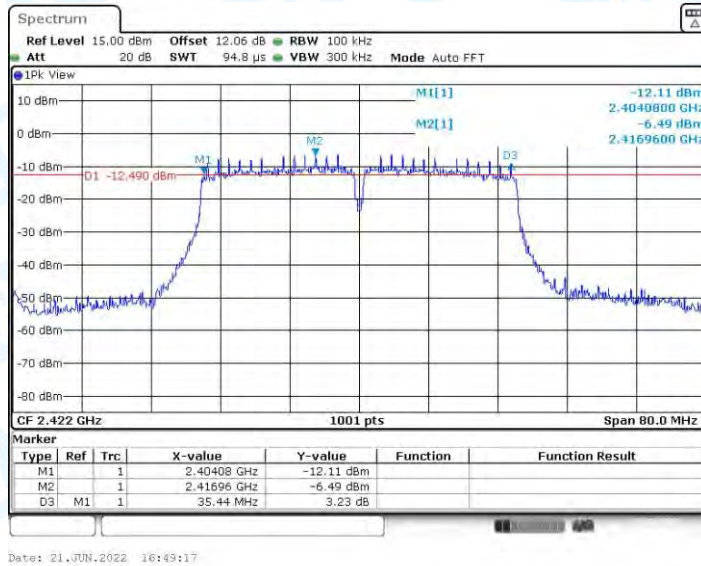
11N20MIMO\_Ant2\_2437



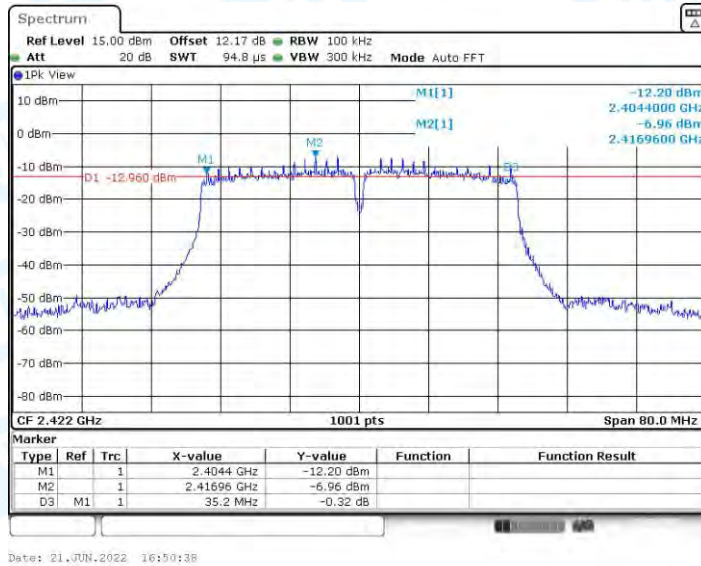
11N20MIMO\_Ant1\_2462



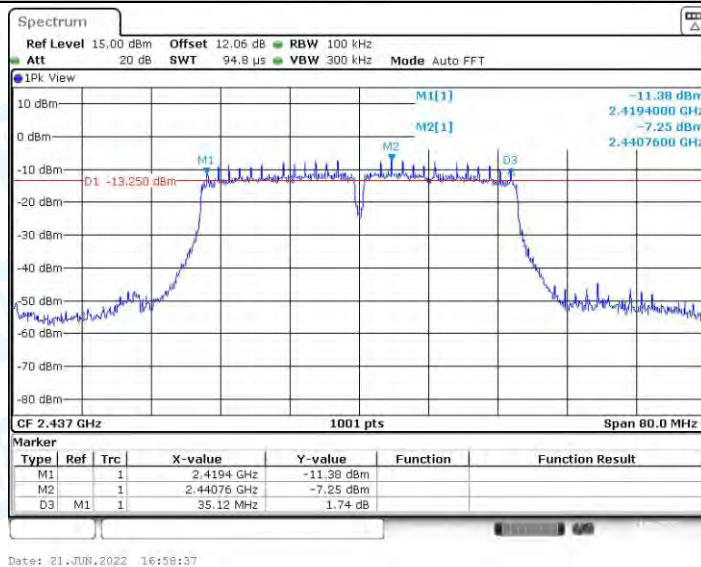
11N20MIMO\_Ant2\_2462



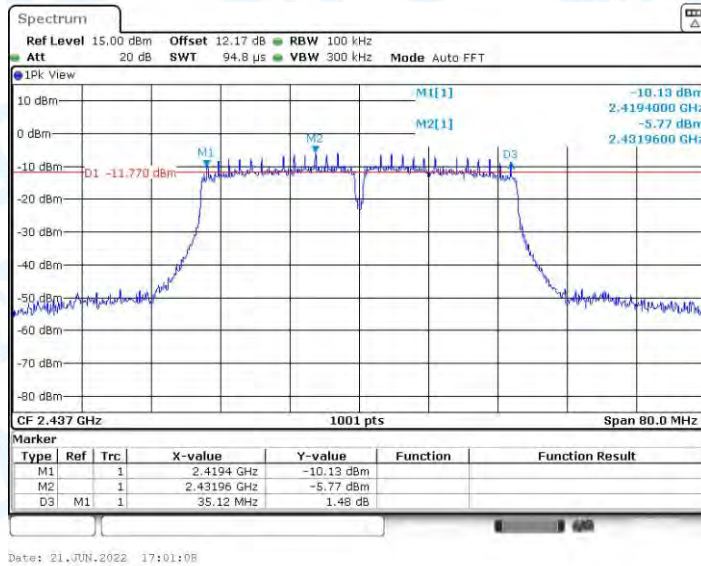
11N40MIMO\_Ant1\_2422



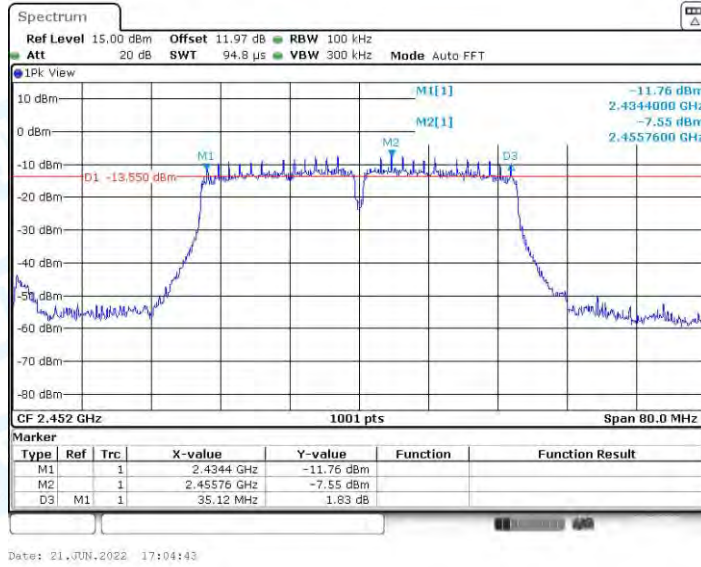
11N40MIMO\_Ant2\_2422



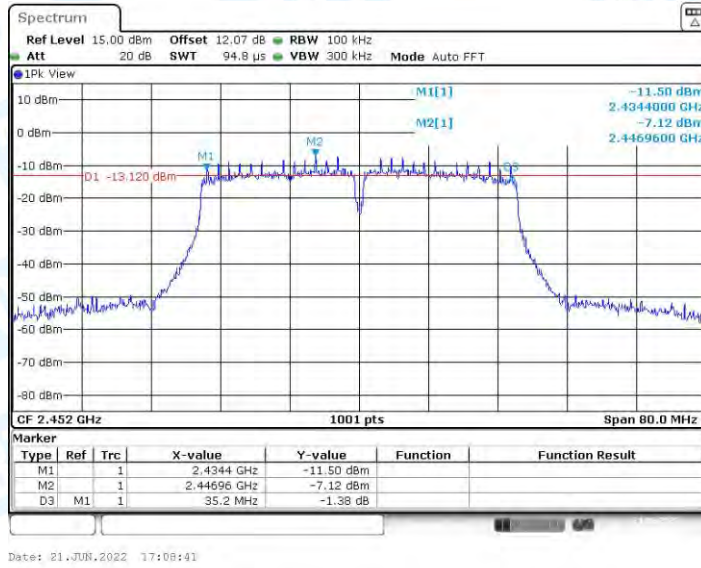
11N40MIMO\_Ant1\_2437



11N40MIMO\_Ant2\_2437



11N40MIMO\_Ant1\_2452



11N40MIMO\_Ant2\_2452

## 2. Occupied Channel Bandwidth

### 2.1. Test Result

TestMode	Antenna	Channel	OCB [MHz]	FL[MHz]	FH[MHz]	Limit[MHz]	Verdict
11B	Ant1	2412	14.545	2404.687	2419.233	---	---
	Ant2	2412	14.505	2404.767	2419.273	---	---
	Ant1	2437	14.466	2429.767	2444.233	---	---
	Ant2	2437	14.505	2429.727	2444.233	---	---
	Ant1	2462	14.585	2454.727	2469.313	---	---
	Ant2	2462	14.466	2454.767	2469.233	---	---
11G	Ant1	2412	16.863	2403.648	2420.511	---	---
	Ant2	2412	16.823	2403.568	2420.392	---	---
	Ant1	2437	16.783	2428.648	2445.432	---	---
	Ant2	2437	16.783	2428.608	2445.392	---	---
	Ant1	2462	16.823	2453.568	2470.392	---	---
	Ant2	2462	16.943	2453.489	2470.432	---	---
11N20MIMO	Ant1	2412	17.902	2403.049	2420.951	---	---
	Ant2	2412	18.102	2402.889	2420.991	---	---
	Ant1	2437	18.022	2428.049	2446.071	---	---
	Ant2	2437	18.062	2427.929	2445.991	---	---
	Ant1	2462	17.982	2453.089	2471.071	---	---
	Ant2	2462	18.062	2452.809	2470.871	---	---
11N40MIMO	Ant1	2422	36.124	2403.938	2440.062	---	---
	Ant2	2422	36.364	2403.618	2439.982	---	---
	Ant1	2437	36.523	2418.538	2455.062	---	---
	Ant2	2437	36.044	2418.938	2454.982	---	---
	Ant1	2452	36.204	2433.858	2470.062	---	---
	Ant2	2452	36.124	2433.858	2469.982	---	---

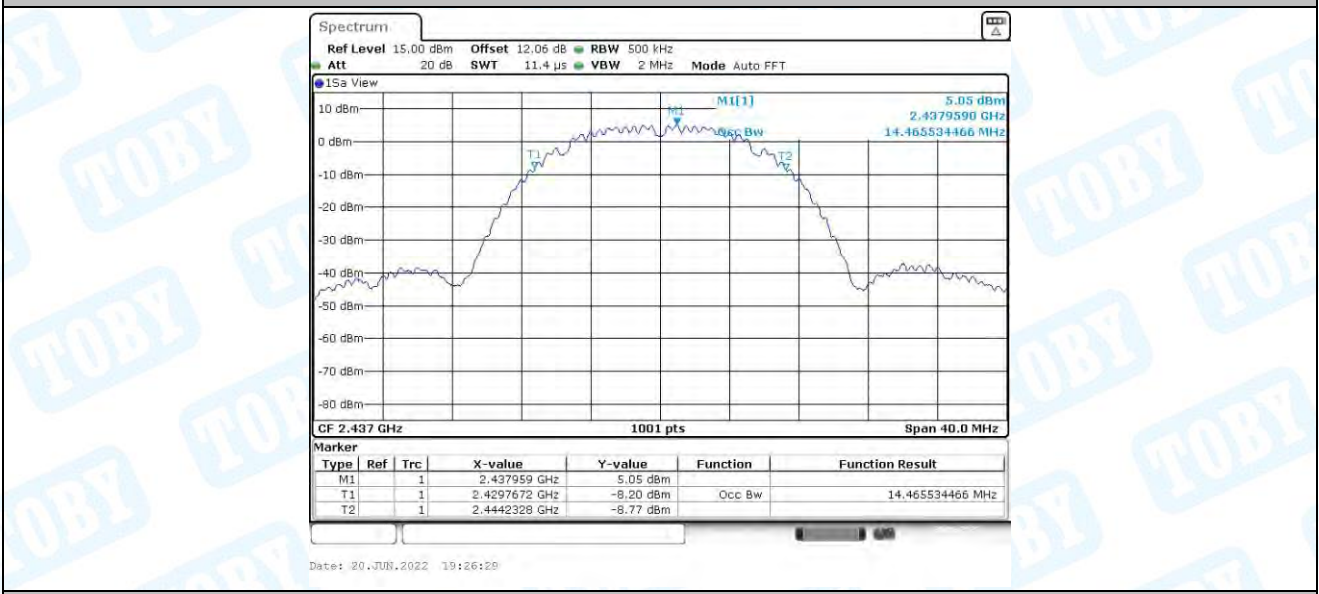
## 2.2. Test Graphs



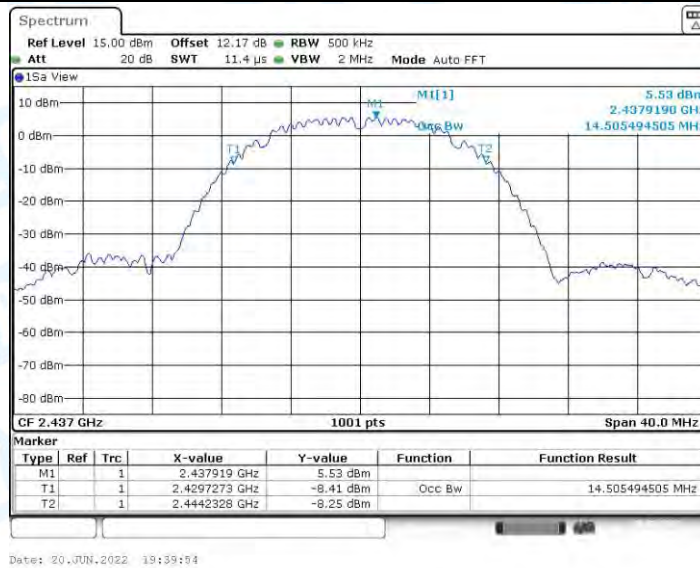
11B\_Ant1\_2412



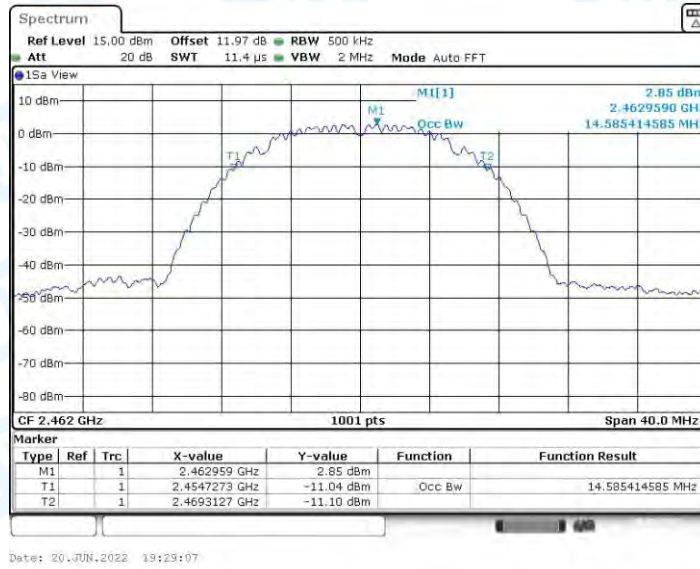
11B\_Ant2\_2412



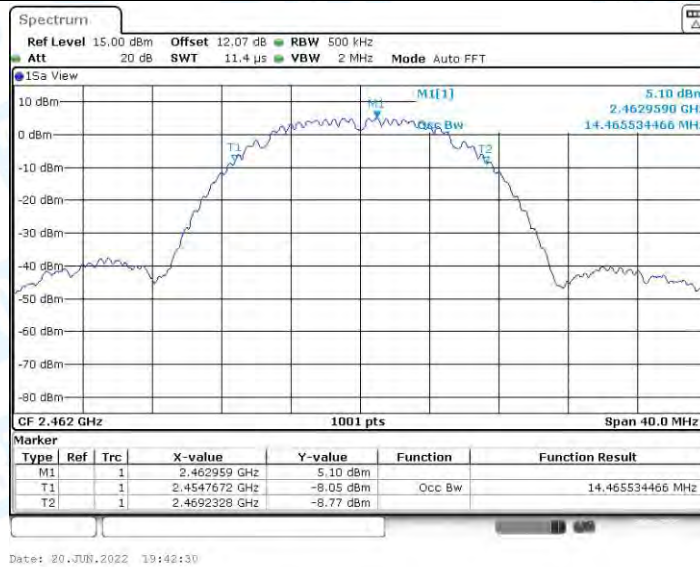
11B\_Ant1\_2437



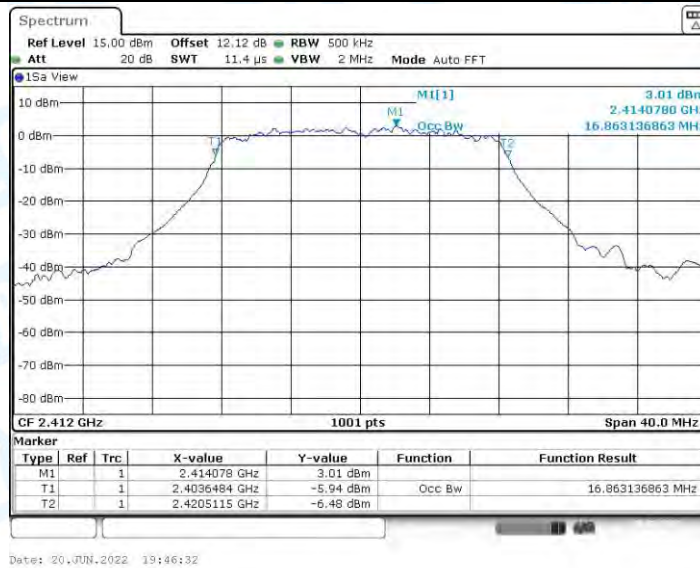
11B\_Ant2\_2437



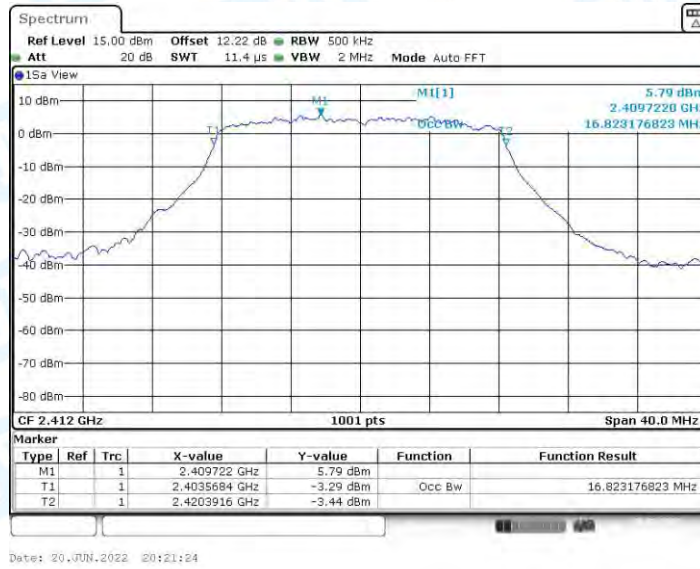
11B\_Ant1\_2462



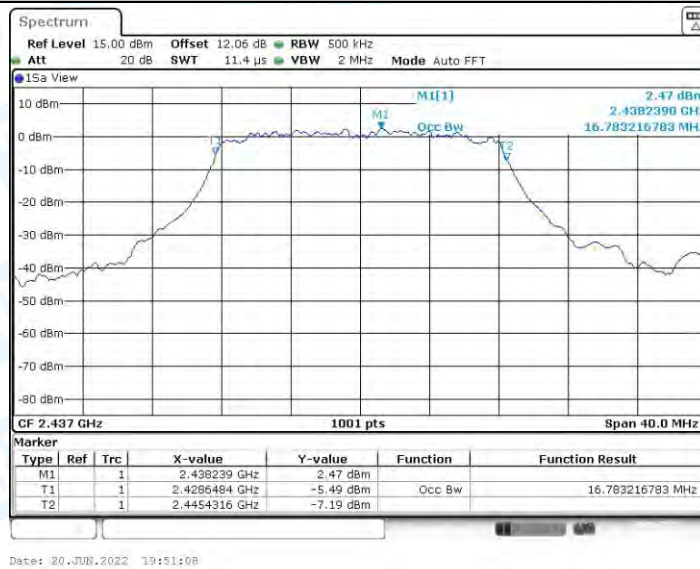
11B\_Ant2\_2462



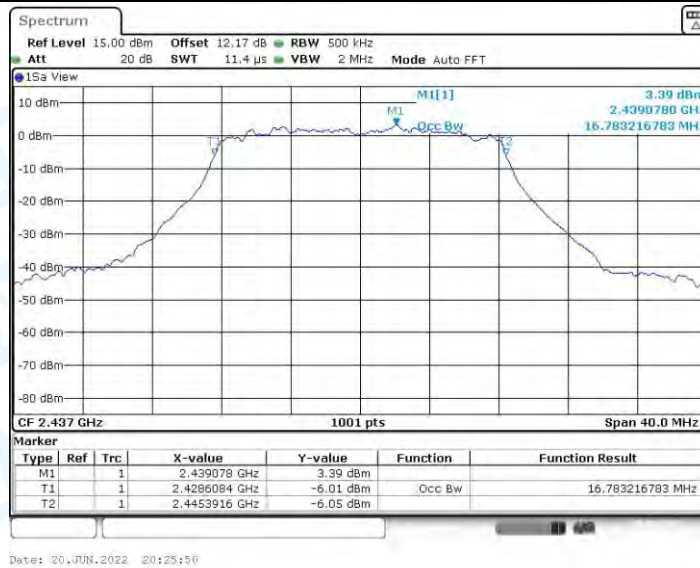
11G\_Ant1\_2412



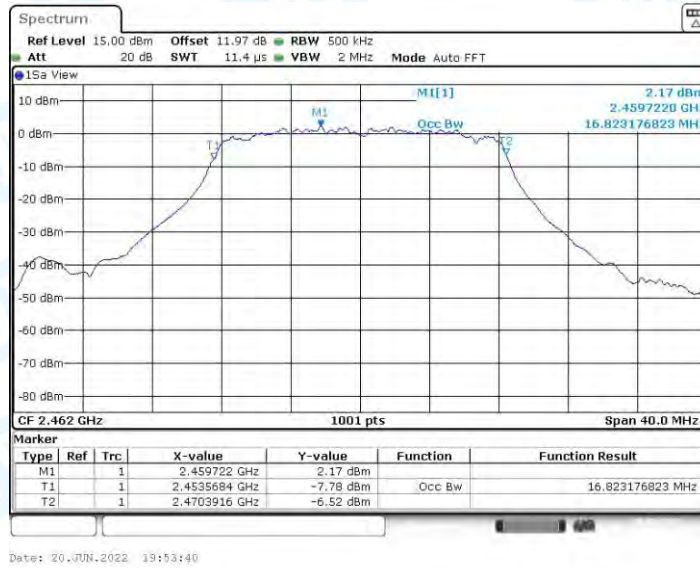
11G\_Ant2\_2412



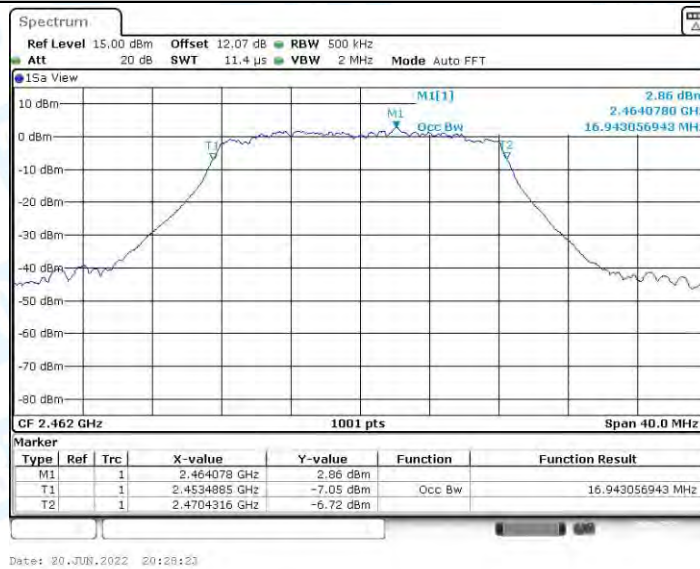
11G\_Ant1\_2437



11G\_Ant2\_2437

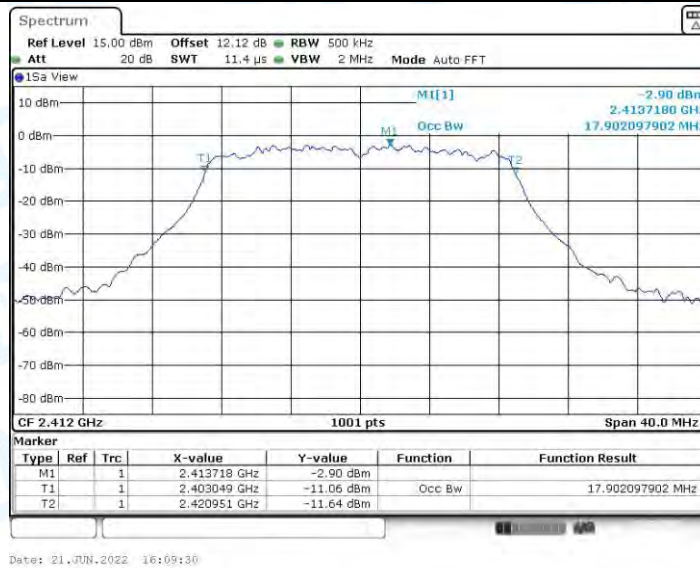


11G\_Ant1\_2462

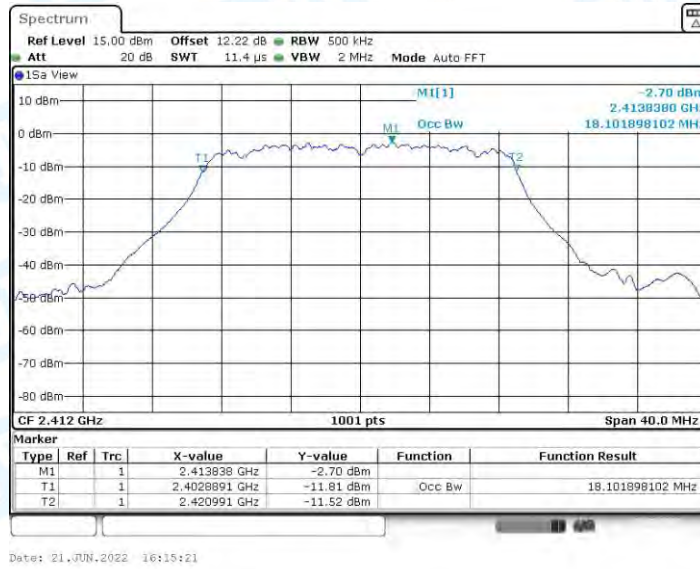


11G\_Ant2\_2462

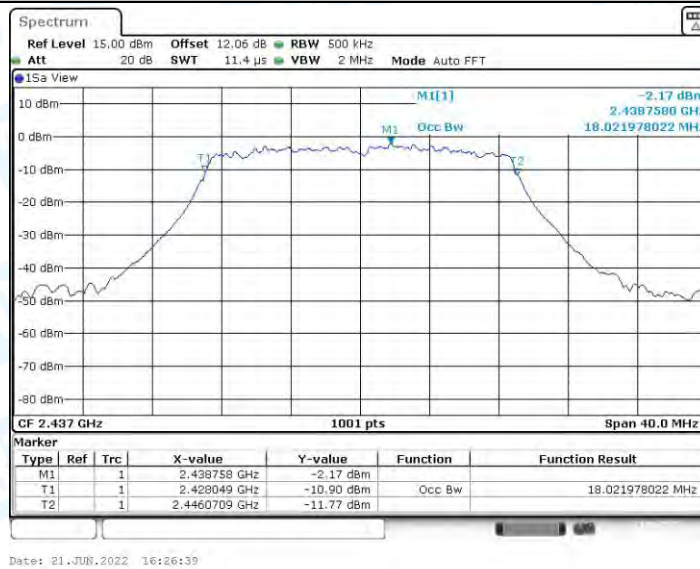




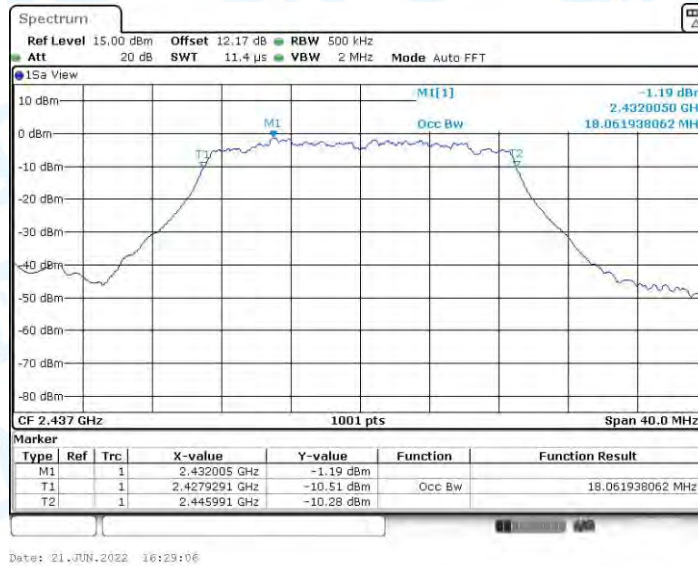
11N20MIMO\_Ant1\_2412



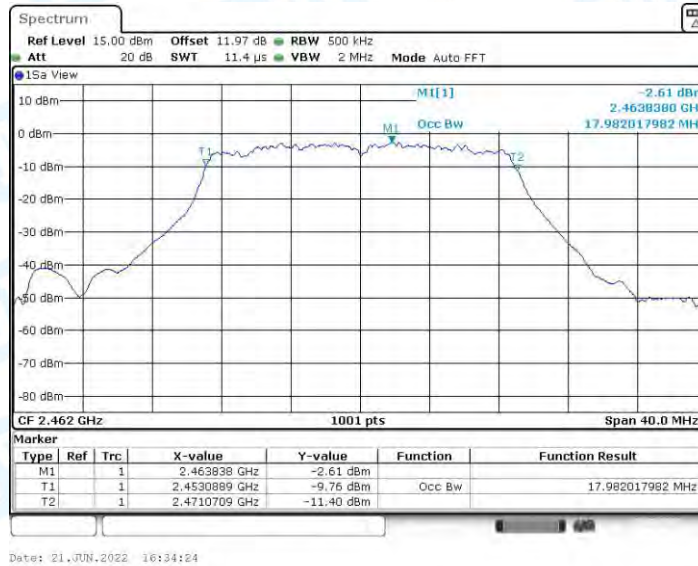
11N20MIMO\_Ant2\_2412



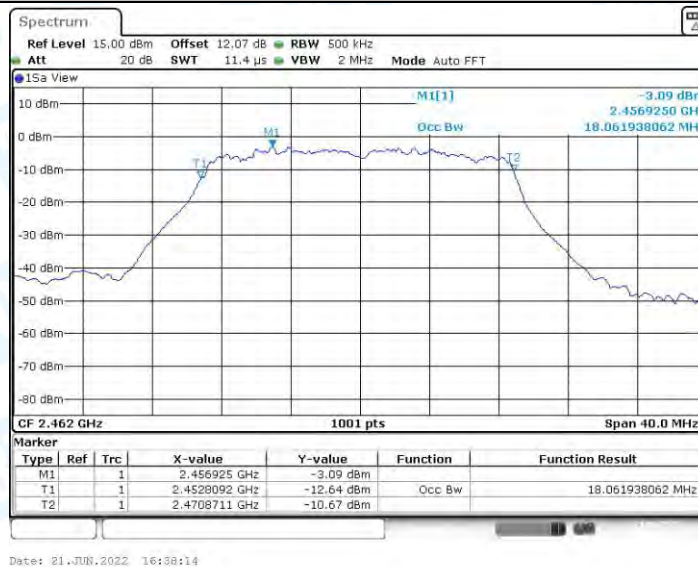
11N20MIMO\_Ant1\_2437



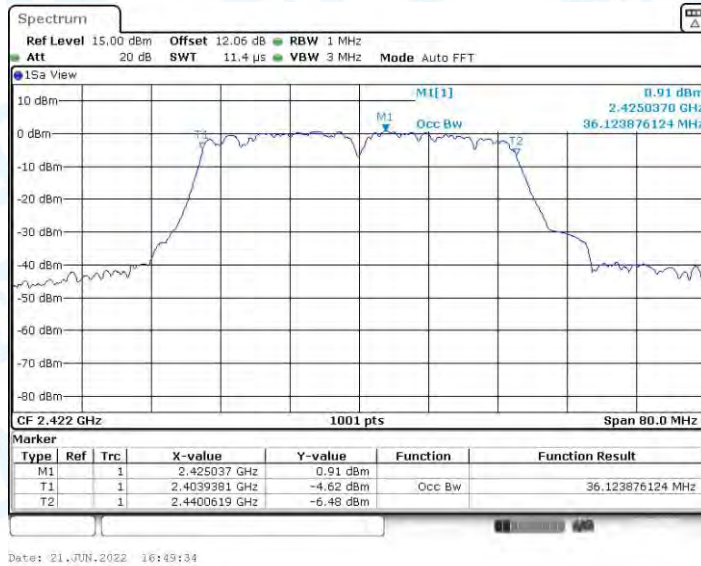
11N20MIMO\_Ant2\_2437



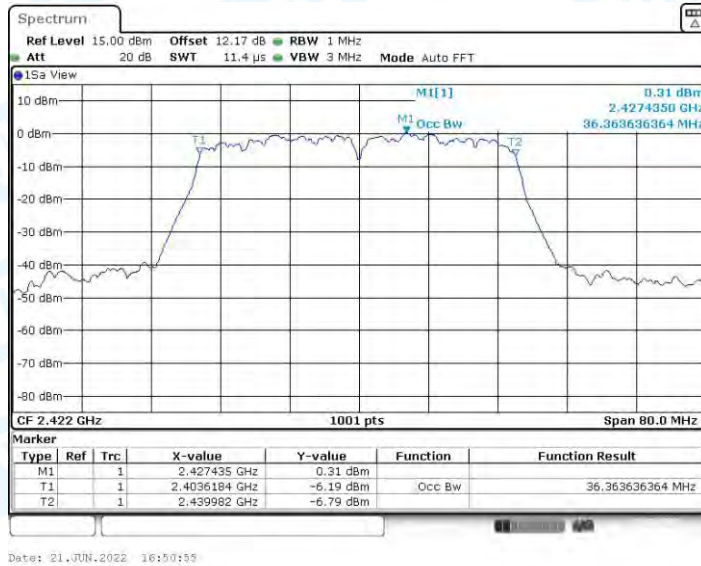
11N20MIMO\_Ant1\_2462



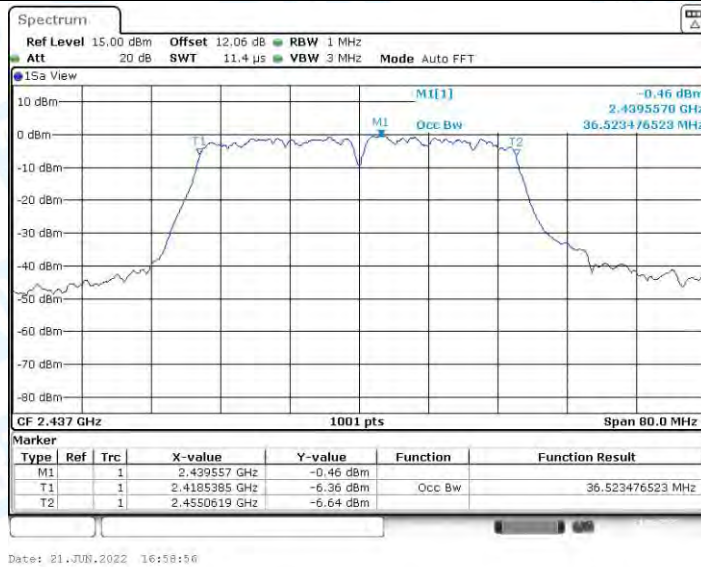
11N20MIMO\_Ant2\_2462



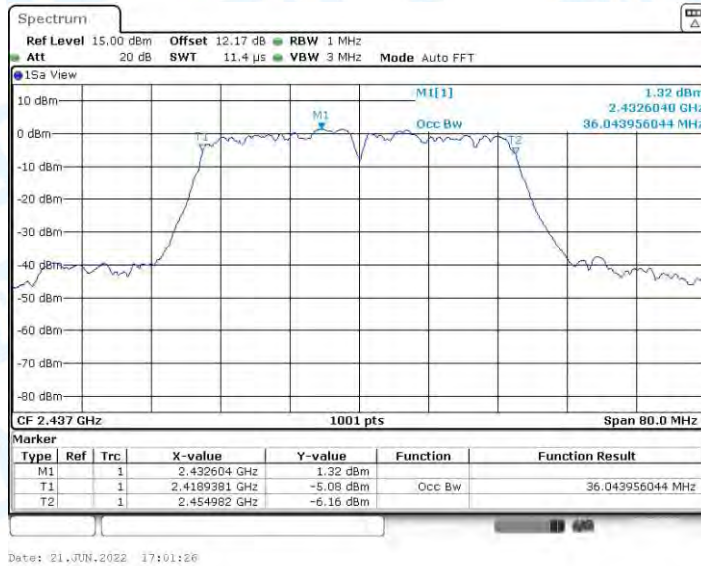
11N40MIMO\_Ant1\_2422



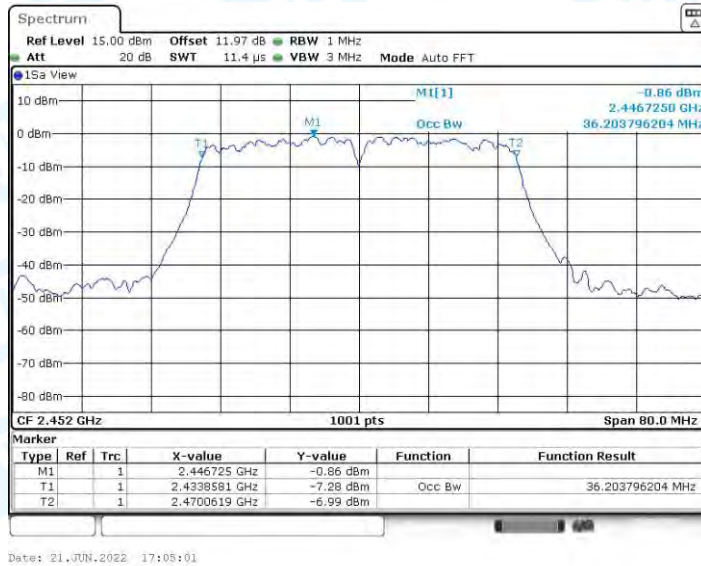
11N40MIMO\_Ant2\_2422



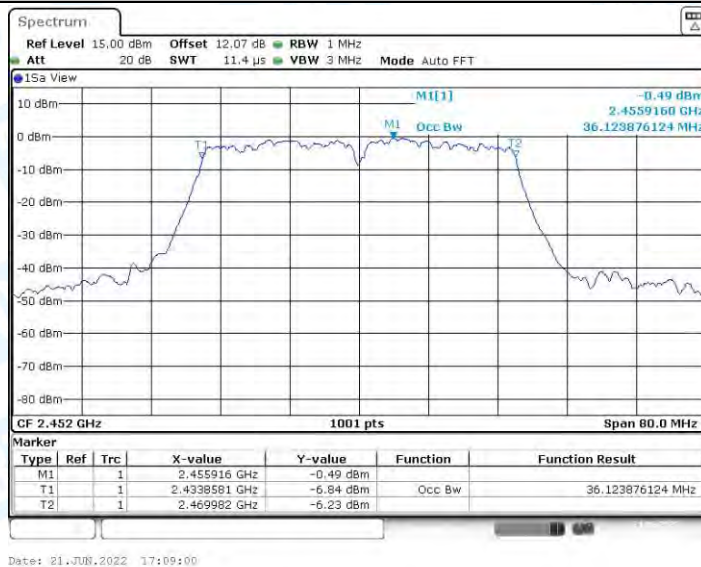
11N40MIMO\_Ant1\_2437



11N40MIMO\_Ant2\_2437



11N40MIMO\_Ant1\_2452



11N40MIMO\_Ant2\_2452

### 3. Maximum conducted output power

#### 3.1. Test Result

TestMode	Antenna	Channel	Result[dBm]	Limit[dBm]	Verdict
11B	Ant1	2412	17.71	≤30.00	PASS
	Ant2	2412	17.03	≤30.00	PASS
	Ant1	2437	17.04	≤30.00	PASS
	Ant2	2437	17.61	≤30.00	PASS
	Ant1	2462	17.59	≤30.00	PASS
	Ant2	2462	17.11	≤30.00	PASS
11G	Ant1	2412	17.57	≤30.00	PASS
	Ant2	2412	17.93	≤30.00	PASS
	Ant1	2437	17.28	≤30.00	PASS
	Ant2	2437	17.80	≤30.00	PASS
	Ant1	2462	17.33	≤30.00	PASS
	Ant2	2462	17.11	≤30.00	PASS
11N20MIMO	Ant1	2412	14.52	≤30.00	PASS
	Ant2	2412	14.59	≤30.00	PASS
	total	2412	17.57	≤29.19	PASS
	Ant1	2437	14.92	≤30.00	PASS
	Ant2	2437	14.56	≤30.00	PASS
	total	2437	17.75	≤29.19	PASS
	Ant1	2462	14.33	≤30.00	PASS
	Ant2	2462	13.84	≤30.00	PASS
	total	2462	17.10	≤29.19	PASS
11N40MIMO	Ant1	2422	14.45	≤30.00	PASS
	Ant2	2422	14.51	≤30.00	PASS
	total	2422	17.49	≤29.19	PASS
	Ant1	2437	14.41	≤30.00	PASS
	Ant2	2437	14.98	≤30.00	PASS
	total	2437	17.71	≤29.19	PASS
	Ant1	2452	14.05	≤30.00	PASS
	Ant2	2452	14.21	≤30.00	PASS
	total	2452	17.14	≤29.19	PASS

Note: The EUT incorporates a MIMO function. Physically, the EUT provides three antennas for transmitting and receiving.

When ANT.1(3.96dBi) and ANT. 2(3.63dBi) transmitting simultaneously, and the Directional Gain=  $4.18+10\log(N)$ dBi =6.81dBi > 6dBi.

$$\text{So Pout} = \text{Plimit} - (\text{G}_{\text{TX}} - 6) = (30 - 0.81)\text{dBm} = 29.19\text{dBm}$$

## 4. Maximum power spectral density

### 4.1. Test Result

TestMode	Antenna	Channel	Result[dBm/3-100kHz]	Limit[dBm/3kHz]	Verdict
11B	Ant1	2412	-8.39	≤8.00	PASS
	Ant2	2412	-8.61	≤8.00	PASS
	Ant1	2437	-8.92	≤8.00	PASS
	Ant2	2437	-8.33	≤8.00	PASS
	Ant1	2462	-8.72	≤8.00	PASS
	Ant2	2462	-8.81	≤8.00	PASS
11G	Ant1	2412	-16.34	≤8.00	PASS
	Ant2	2412	-16.02	≤8.00	PASS
	Ant1	2437	-16.64	≤8.00	PASS
	Ant2	2437	-16.09	≤8.00	PASS
	Ant1	2462	-16.5	≤8.00	PASS
	Ant2	2462	-16.79	≤8.00	PASS
11N20MIMO	Ant1	2412	-18.65	≤8.00	PASS
	Ant2	2412	-18.36	≤8.00	PASS
	total	2412	-15.49	≤7.19	PASS
	Ant1	2437	-18.32	≤8.00	PASS
	Ant2	2437	-18.43	≤8.00	PASS
	total	2437	-15.36	≤7.19	PASS
	Ant1	2462	-18.77	≤8.00	PASS
	Ant2	2462	-19.13	≤8.00	PASS
	total	2462	-15.94	≤7.19	PASS
11N40MIMO	Ant1	2422	-20.78	≤8.00	PASS
	Ant2	2422	-21.08	≤8.00	PASS
	total	2422	-17.92	≤7.19	PASS
	Ant1	2437	-21.08	≤8.00	PASS
	Ant2	2437	-20.49	≤8.00	PASS
	total	2437	-17.76	≤7.19	PASS
	Ant1	2452	-21.46	≤8.00	PASS
	Ant2	2452	-21.18	≤8.00	PASS
	total	2452	-18.31	≤7.19	PASS

Note: The EUT incorporates a MIMO function. Physically, the EUT provides three antennas for transmitting and receiving.

When ANT.1(3.96dBi) and ANT. 2(3.63dBi) transmitting simultaneously, and the Directional Gain= 4.18+10log(N)dBi =6.81dBi > 6dBi.

So  $PSD_{out} = PSD_{limit} - (G_{TX} - 6) = (8 - 0.81) \text{dBm/3KHz} = 7.19 \text{dBm/3kHz}$

### 4.2. Test Graphs



11B\_Ant1\_2412



11B\_Ant2\_2412



11B\_Ant1\_2437



11B\_Ant2\_2437

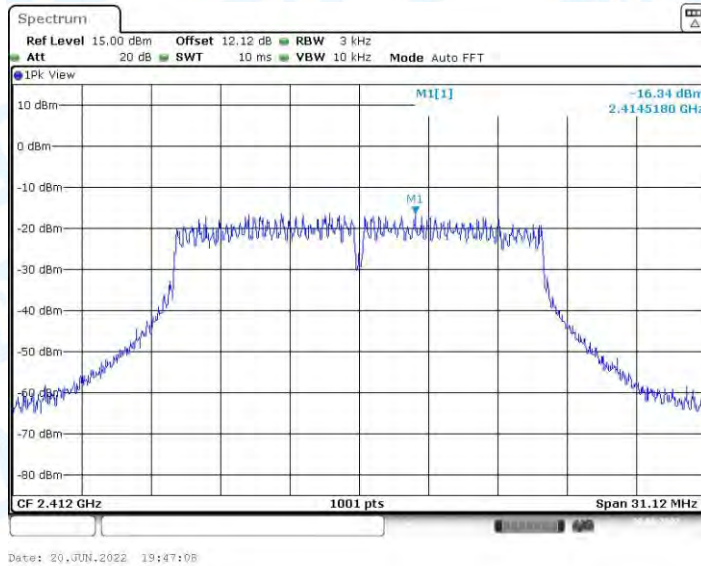


11B\_Ant1\_2462

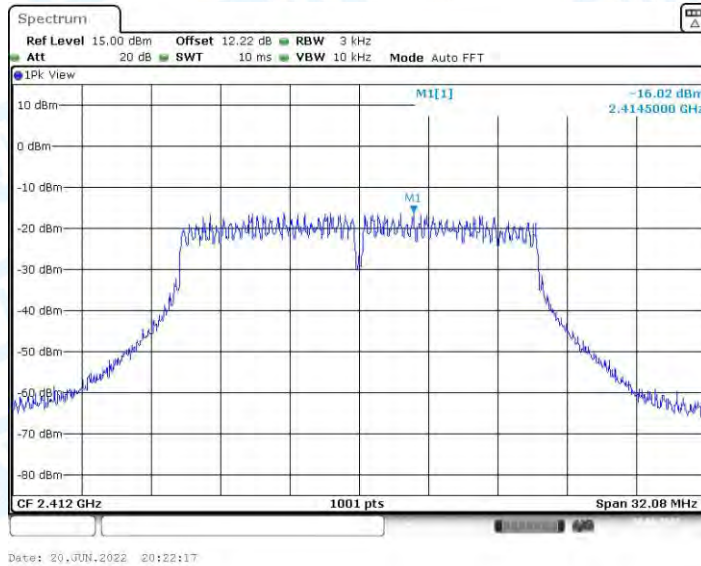


11B\_Ant2\_2462

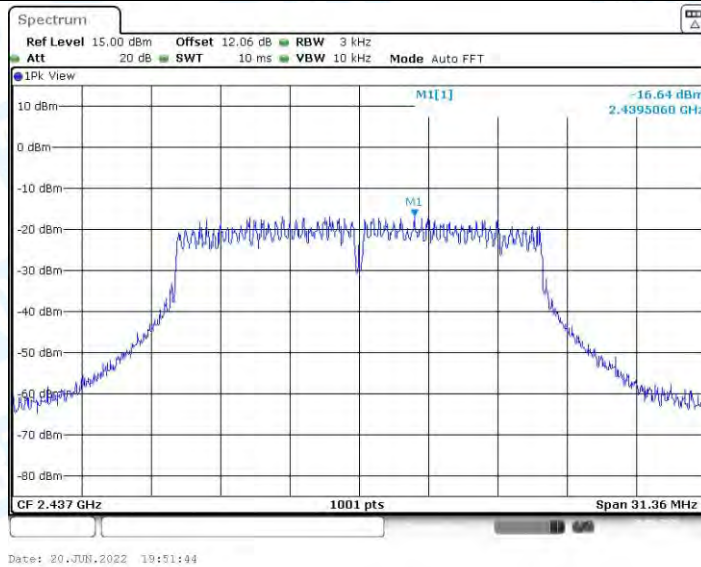




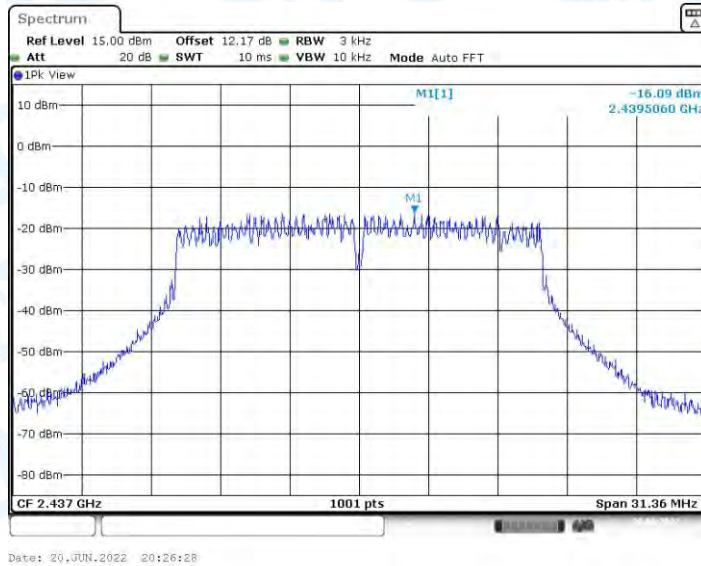
11G\_Ant1\_2412



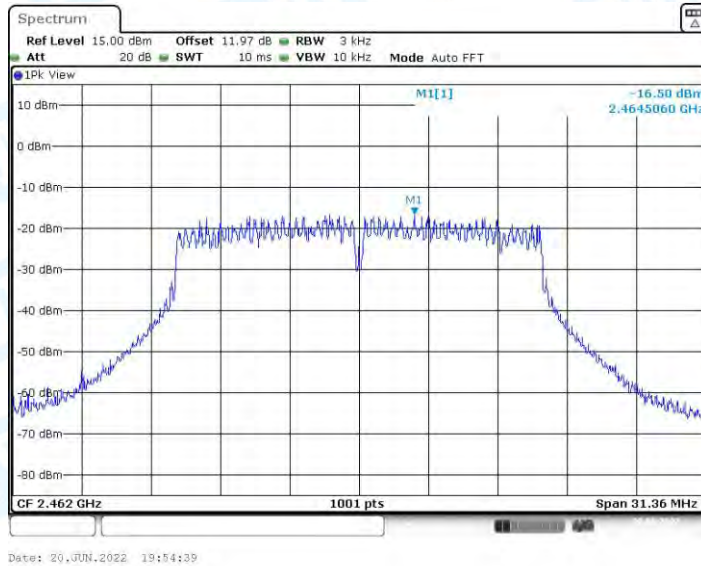
11G\_Ant2\_2412



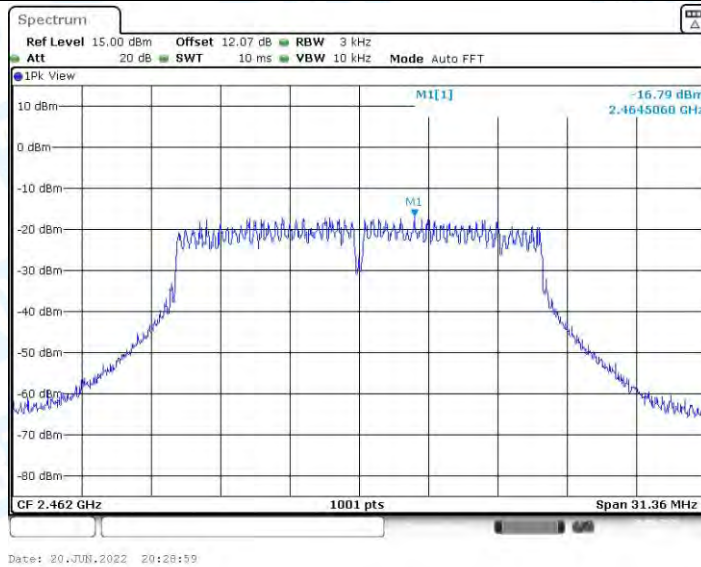
11G\_Ant1\_2437



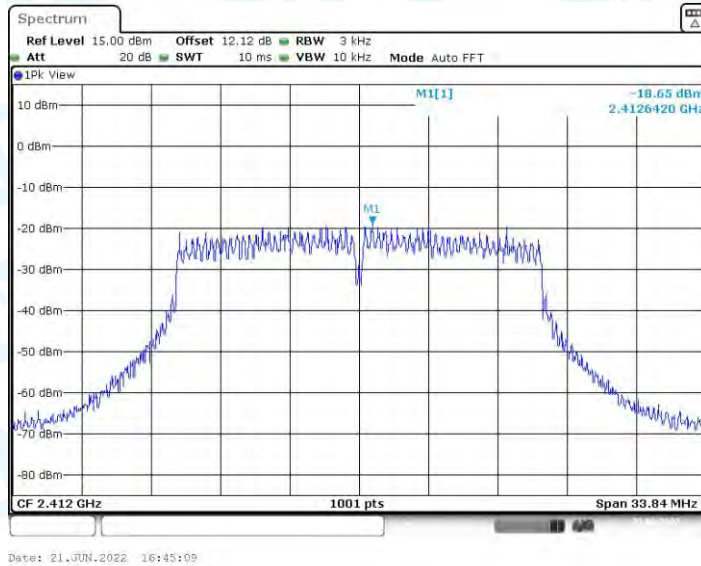
11G\_Ant2\_2437



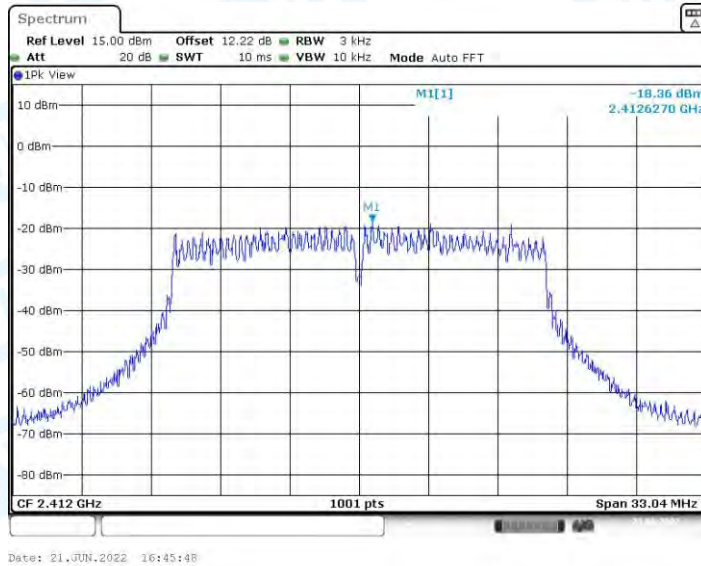
11G\_Ant1\_2462



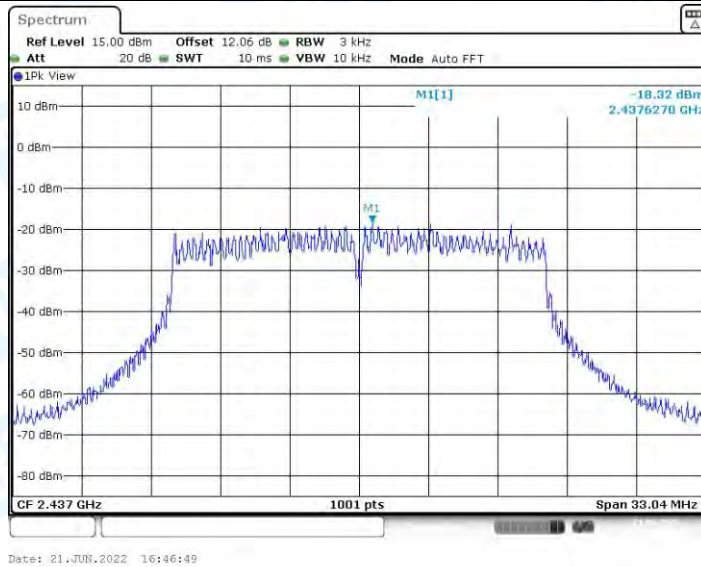
11G\_Ant2\_2462



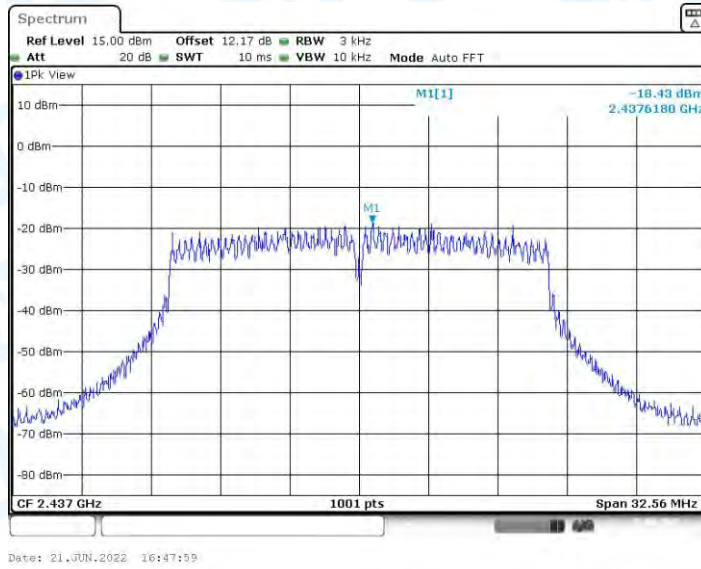
11N20MIMO\_Ant1\_2412



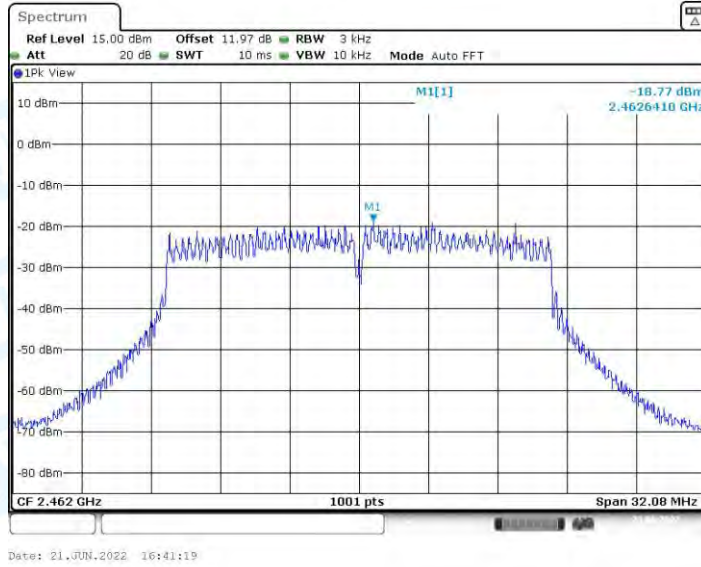
11N20MIMO\_Ant2\_2412



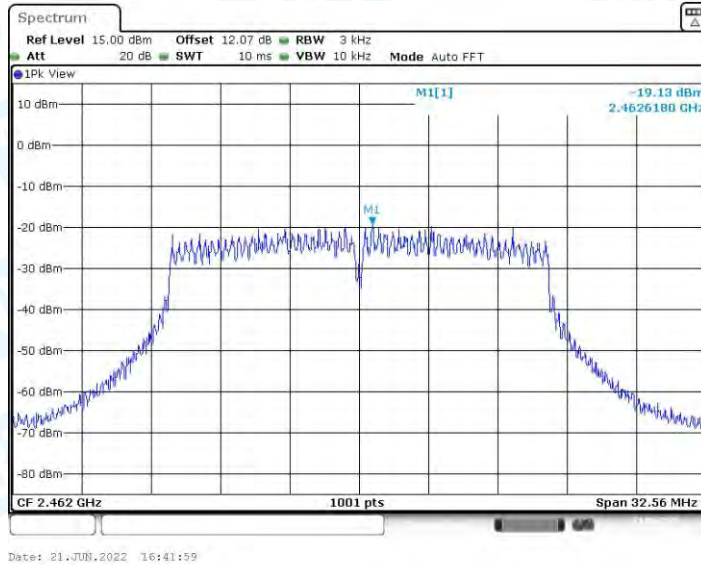
11N20MIMO\_Ant1\_2437



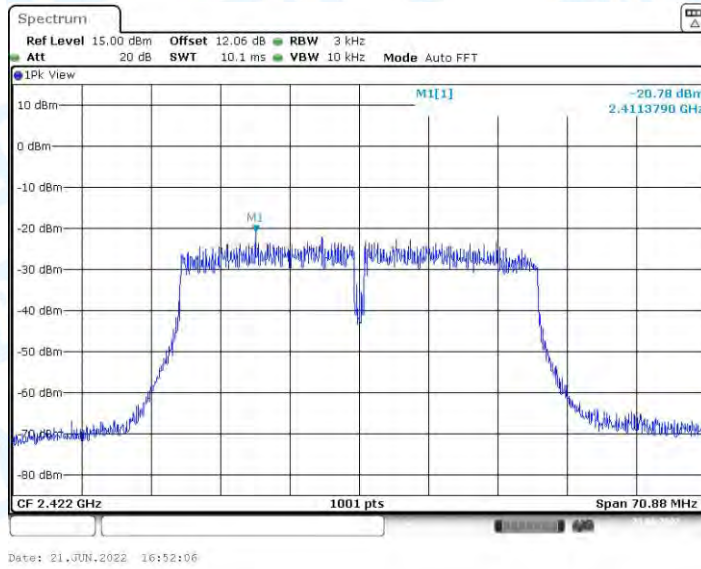
11N20MIMO\_Ant2\_2437



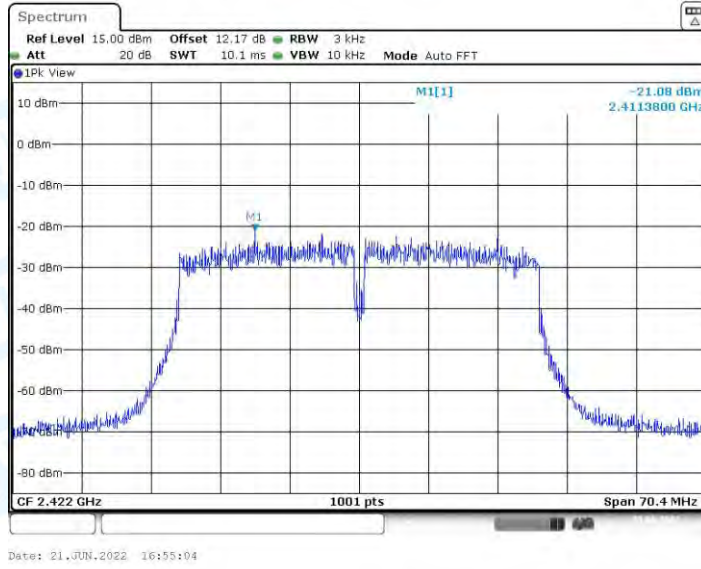
11N20MIMO\_Ant1\_2462



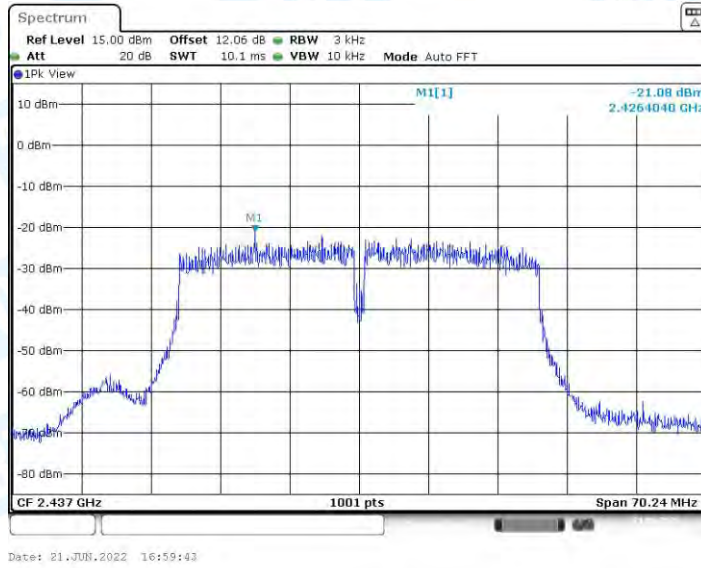
11N20MIMO\_Ant2\_2462



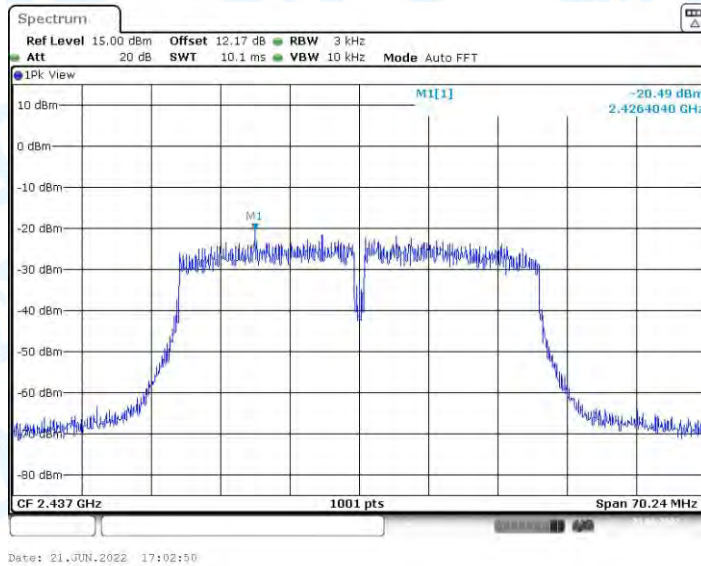
11N40MIMO\_Ant1\_2422



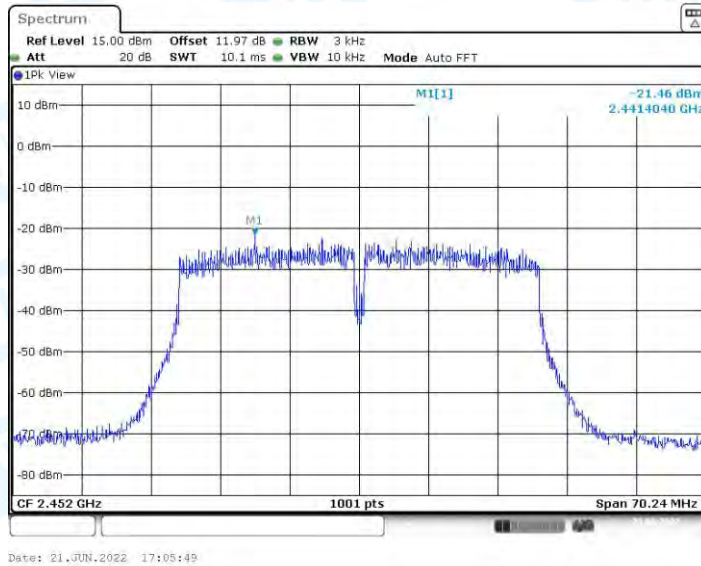
11N40MIMO\_Ant2\_2422



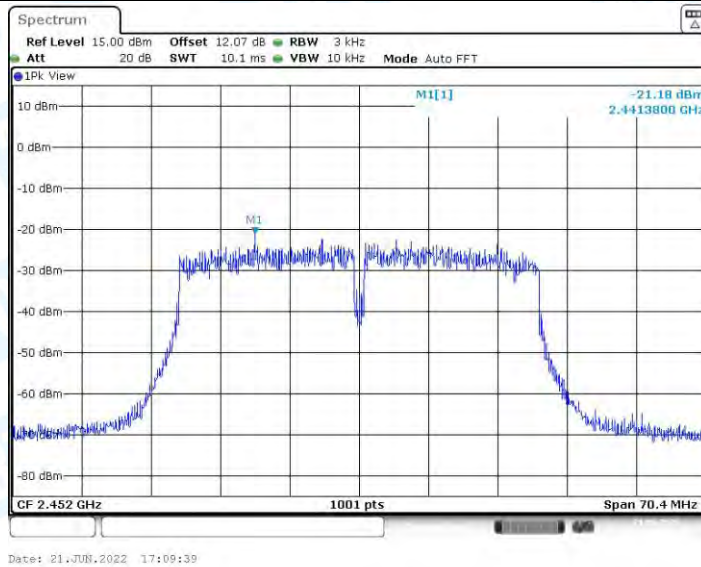
11N40MIMO\_Ant1\_2437



11N40MIMO\_Ant2\_2437



11N40MIMO\_Ant1\_2452



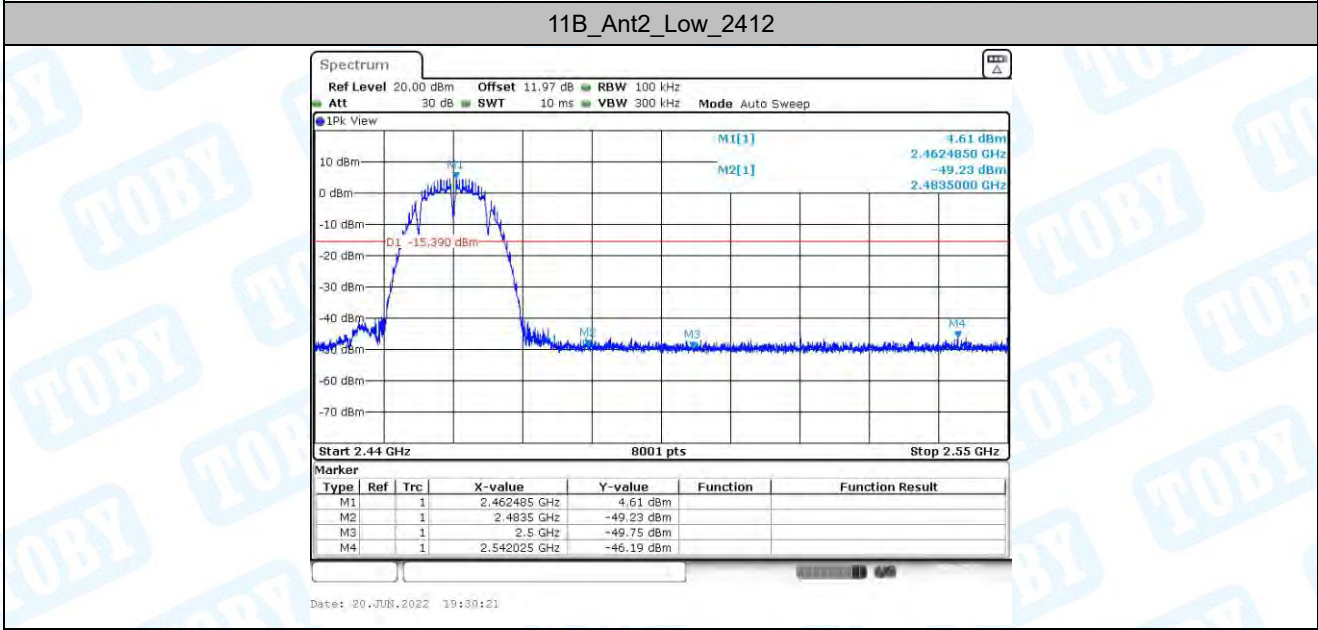
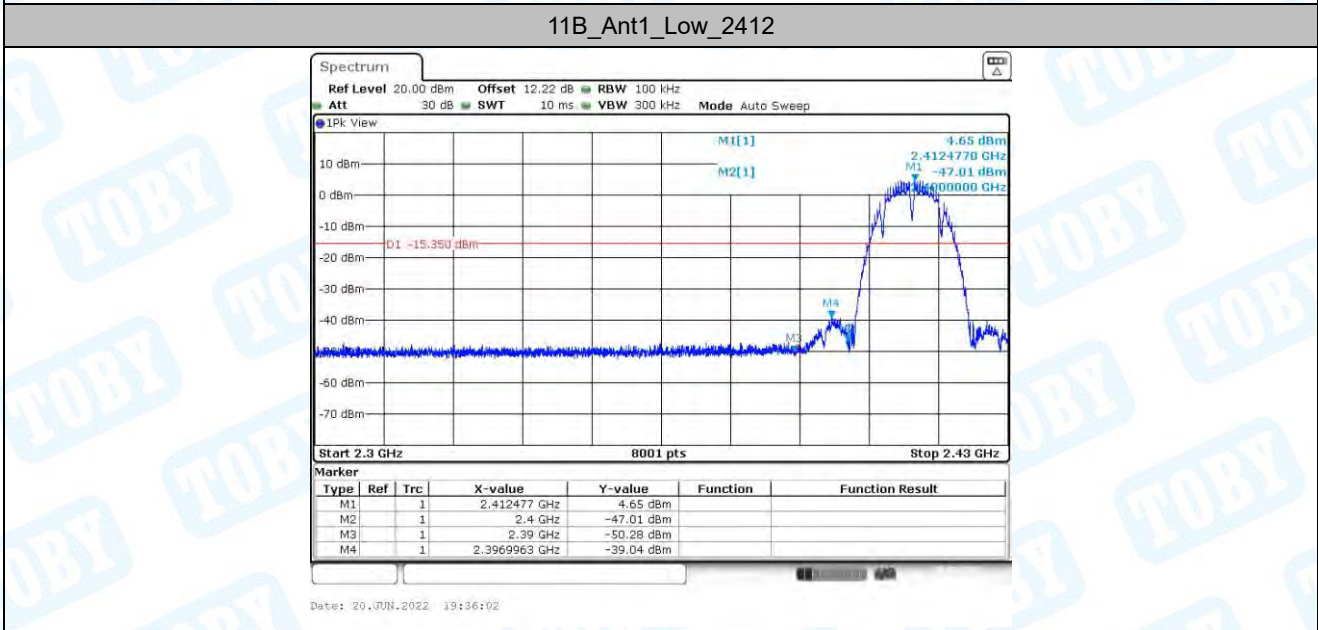
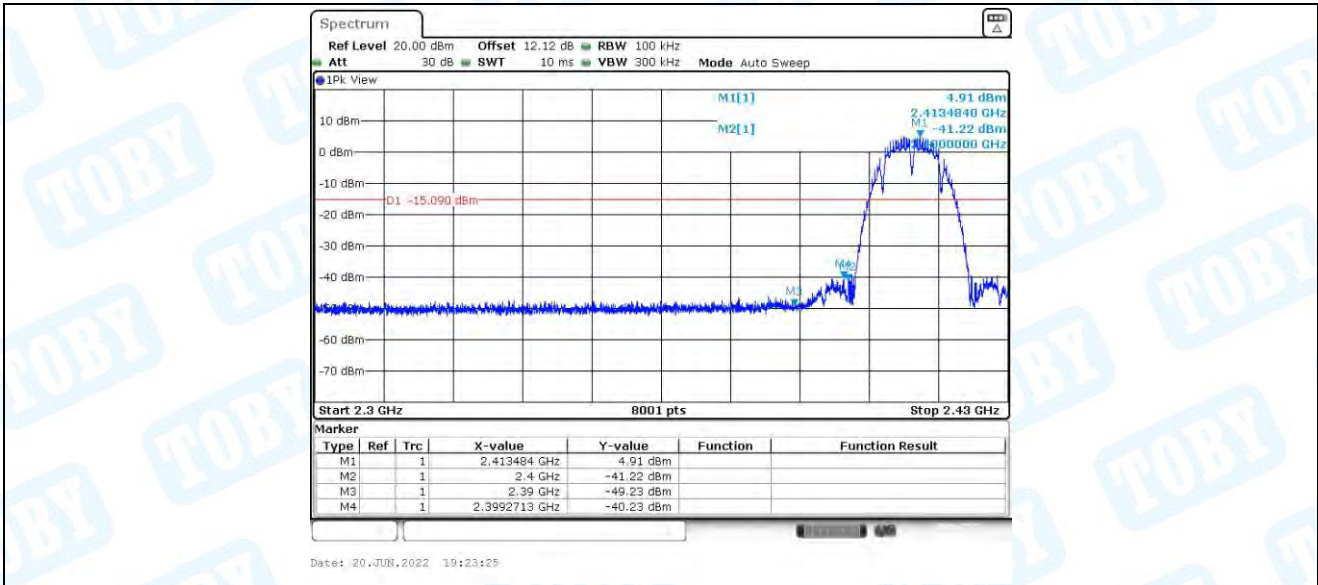
11N40MIMO\_Ant2\_2452

## 5. Band edge measurements

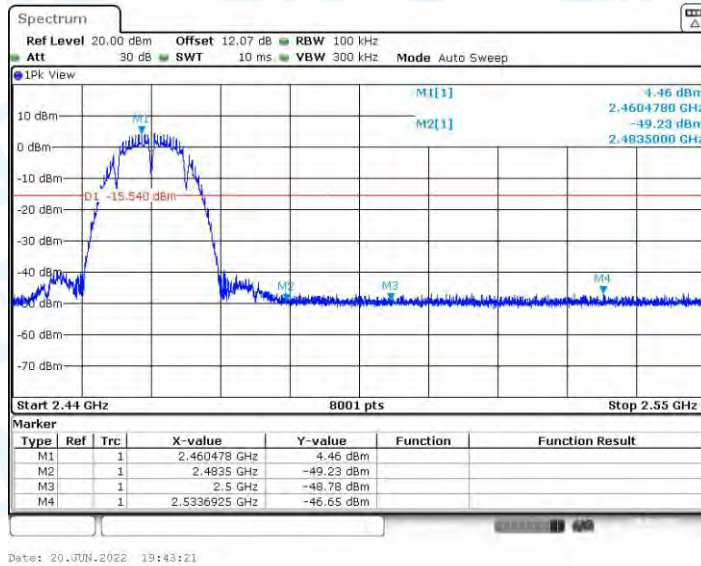
### 5.1. Test Result

TestMode	Antenna	ChName	Channel	RefLevel[dBm]	Result[dBm]	Limit[dBm]	Verdict
11B	Ant1	Low	2412	4.91	-40.23	≤-15.09	PASS
	Ant2	Low	2412	4.65	-39.04	≤-15.35	PASS
	Ant1	High	2462	4.61	-46.19	≤-15.39	PASS
	Ant2	High	2462	4.46	-46.65	≤-15.54	PASS
11G	Ant1	Low	2412	-1.60	-40.1	≤-21.6	PASS
	Ant2	Low	2412	-1.28	-38.91	≤-21.28	PASS
	Ant1	High	2462	-1.84	-46.14	≤-21.84	PASS
	Ant2	High	2462	-2.08	-45.99	≤-22.08	PASS
11N20MIMO	Ant1	Low	2412	-6.67	-43.46	≤-26.67	PASS
	Ant2	Low	2412	-6.68	-43.64	≤-26.68	PASS
	Ant1	High	2462	-6.40	-46.89	≤-26.4	PASS
	Ant2	High	2462	-5.55	-47.13	≤-25.55	PASS
11N40MIMO	Ant1	Low	2422	-7.39	-44.3	≤-27.39	PASS
	Ant2	Low	2422	-7.08	-45.38	≤-27.08	PASS
	Ant1	High	2452	-7.76	-46.79	≤-27.76	PASS
	Ant2	High	2452	-7.45	-46.69	≤-27.45	PASS

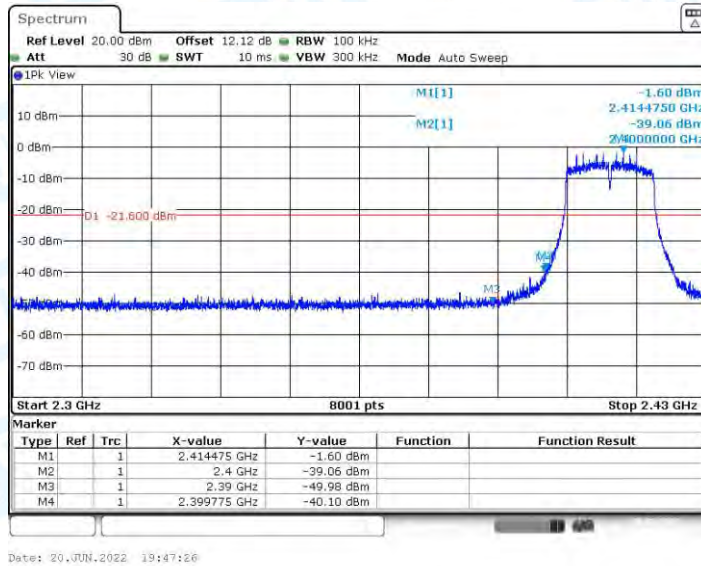
**5.2. Test Graphs**



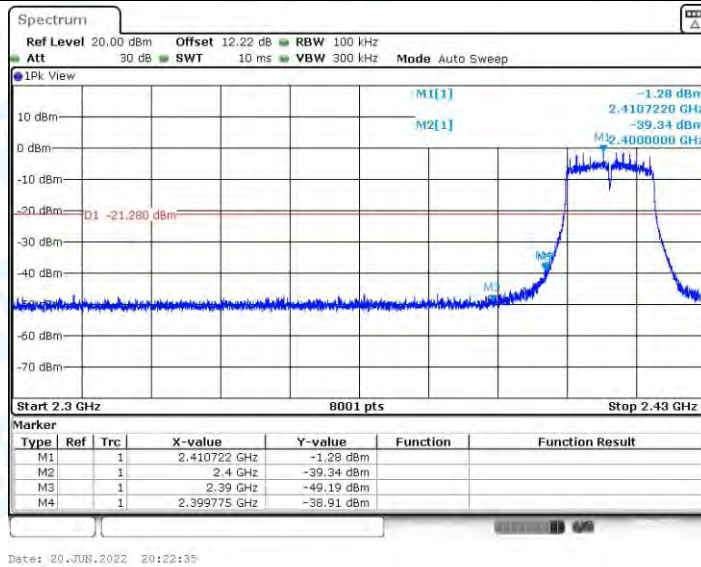




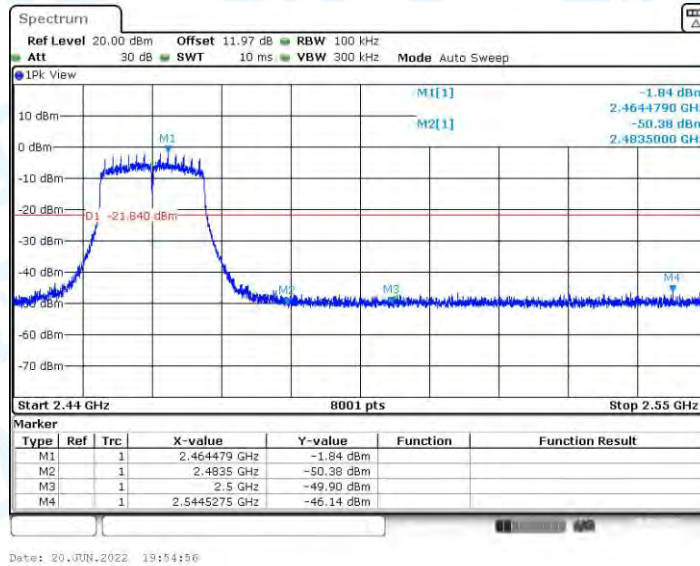
11B\_Ant2\_High\_2462



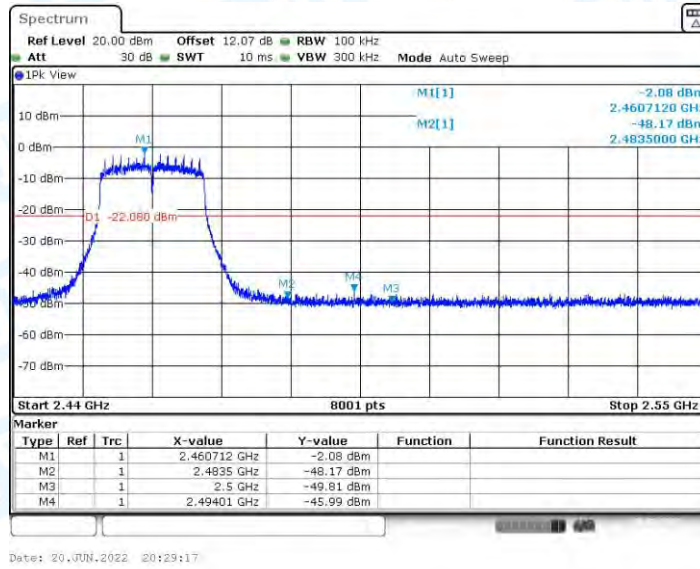
11G\_Ant1\_Low\_2412



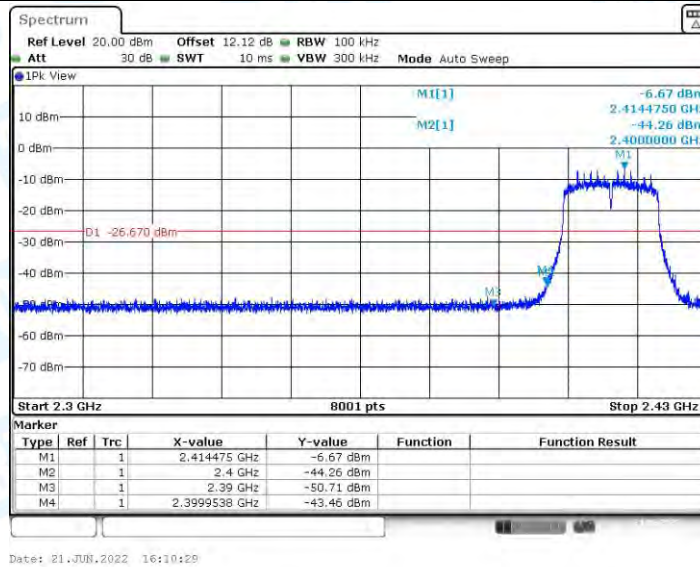
11G\_Ant2\_Low\_2412



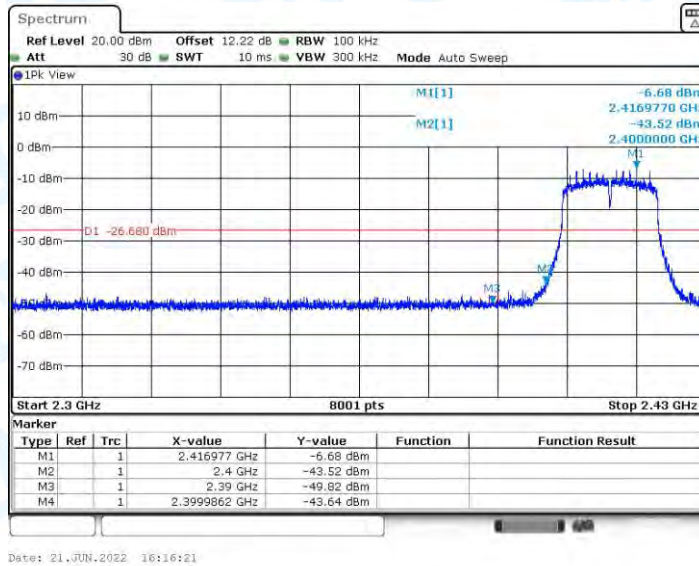
11G\_Ant1\_High\_2462



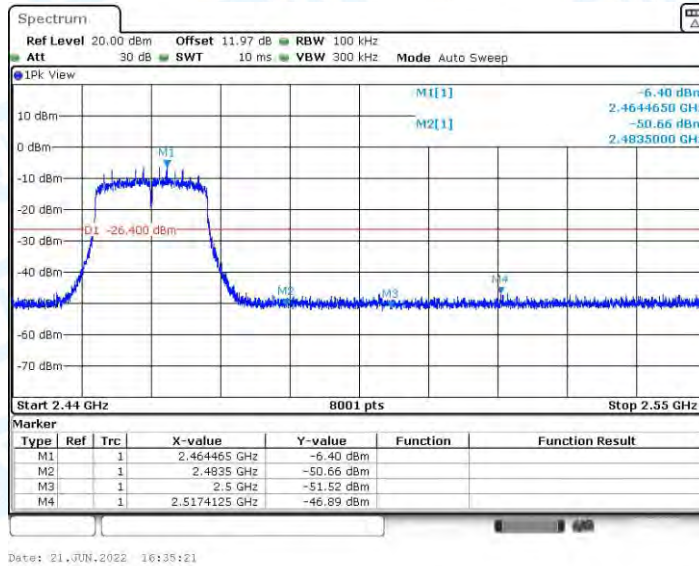
11G\_Ant2\_High\_2462



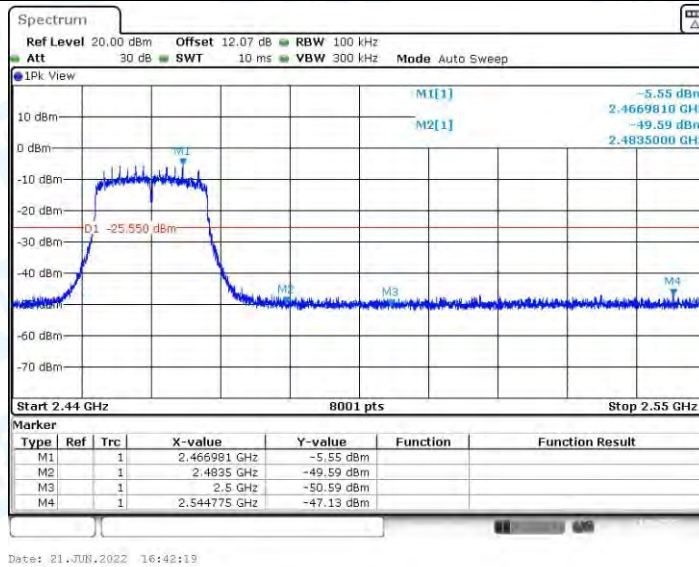
11N20MIMO\_Ant1\_Low\_2412



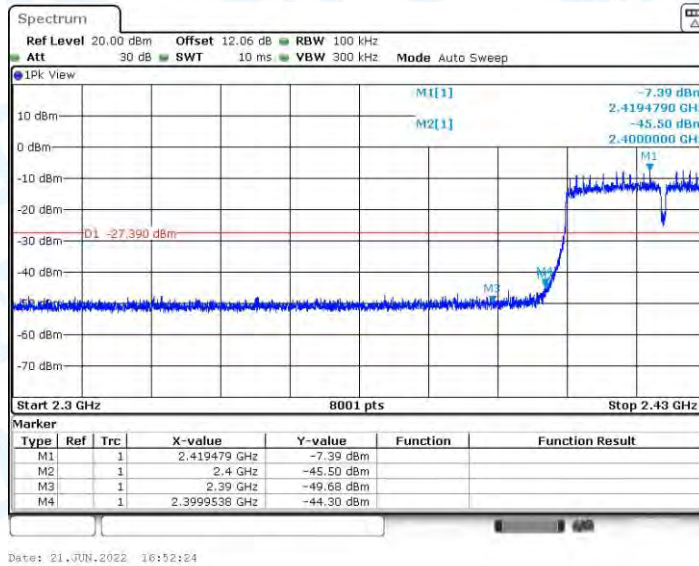
11N20MIMO\_Ant2\_Low\_2412



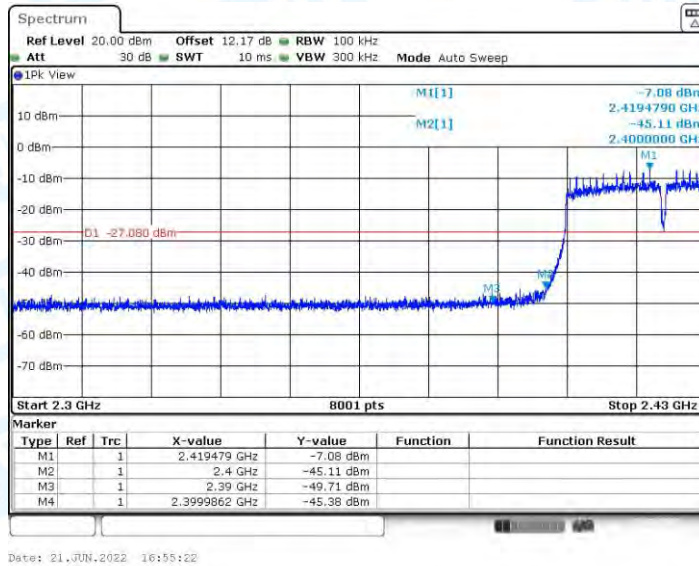
11N20MIMO\_Ant1\_High\_2462



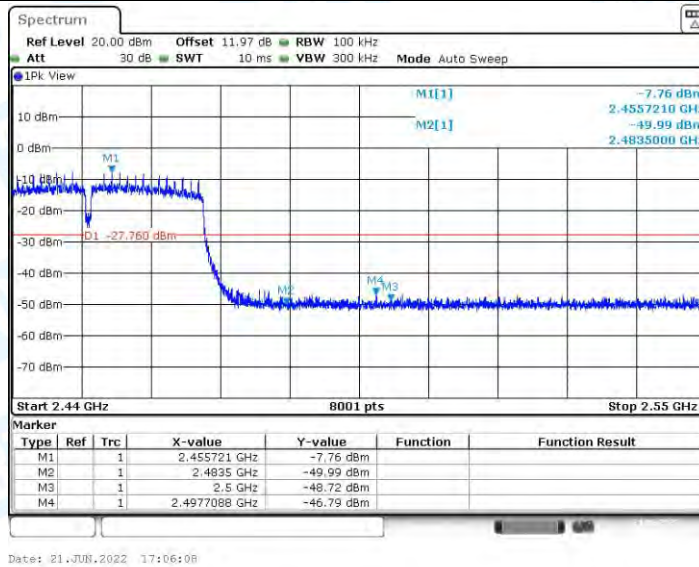
11N20MIMO\_Ant2\_High\_2462



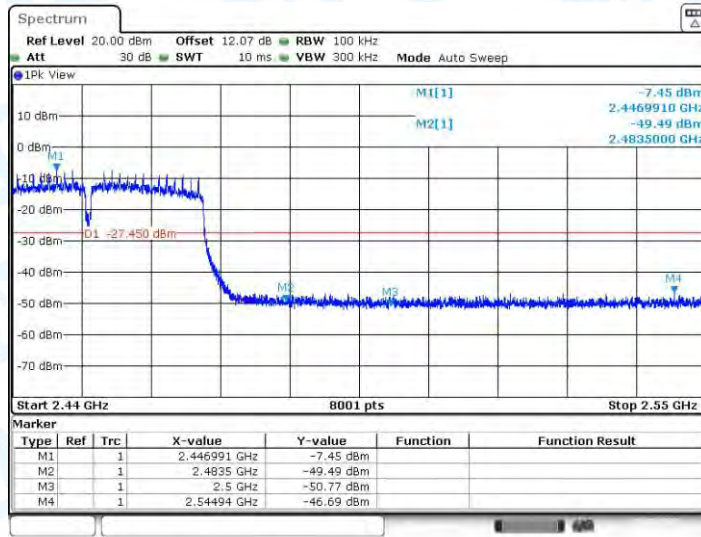
11N40MIMO\_Ant1\_Low\_2422



11N40MIMO\_Ant2\_Low\_2422



11N40MIMO\_Ant1\_High\_2452



11N40MIMO\_Ant2\_High\_2452

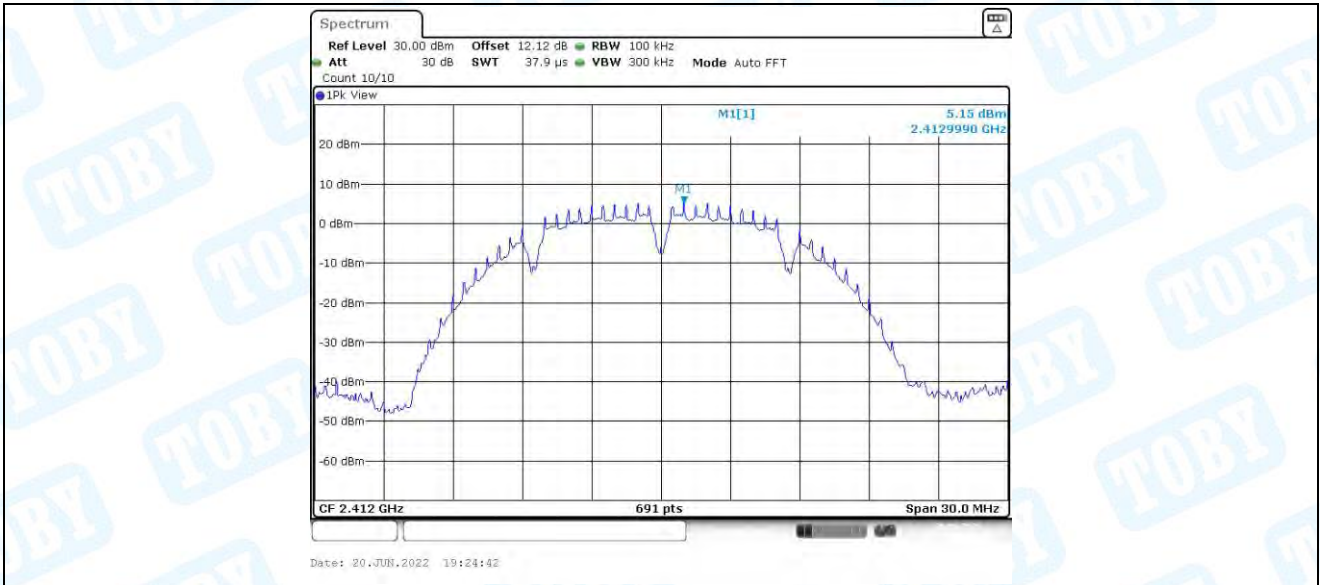
## 6. Conducted Spurious Emission

### 6.1. Test Result

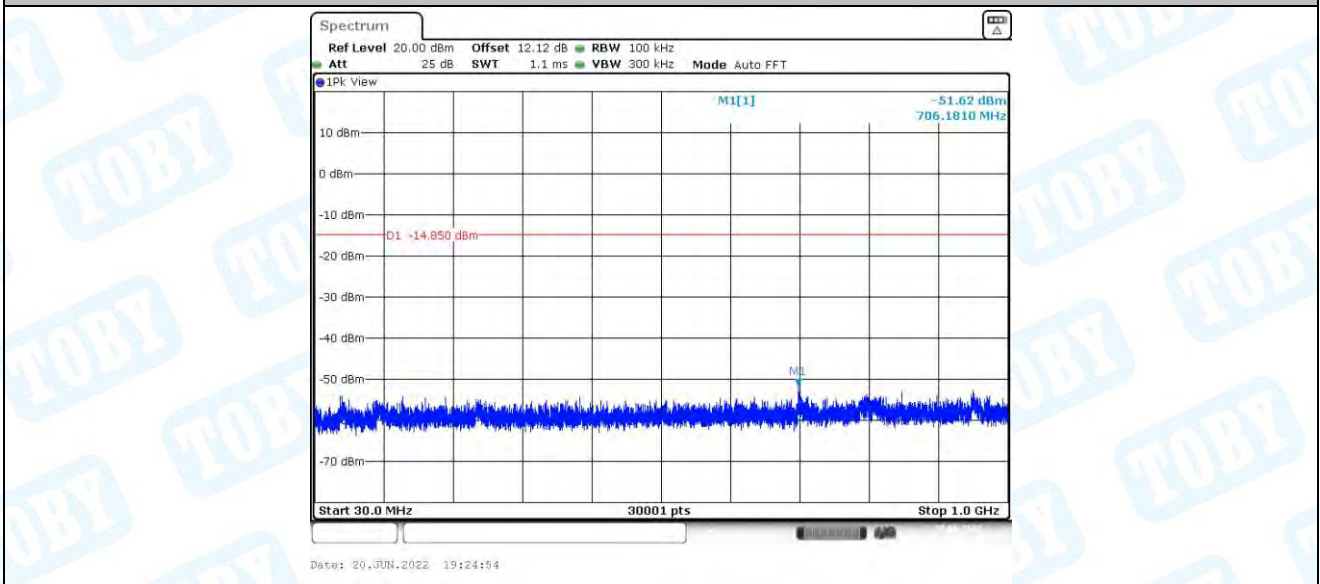
TestMode	Antenna	Channel	FreqRange [Mhz]	RefLevel [dBm]	Result [dBm]	Limit [dBm]	Verdict	
11B	Ant1	2412	Reference	5.15	5.15	---	PASS	
			30~1000	5.15	-51.62	≤-14.85	PASS	
			1000~26500	5.15	-46.03	≤-14.85	PASS	
	Ant2	2412	Reference	4.71	4.71	---	PASS	
			30~1000	4.71	-52.41	≤-15.29	PASS	
			1000~26500	4.71	-46.2	≤-15.29	PASS	
	Ant1	2437	Reference	4.38	4.38	---	PASS	
			30~1000	4.38	-51.56	≤-15.62	PASS	
			1000~26500	4.38	-46.87	≤-15.62	PASS	
	Ant2	2437	Reference	5.07	5.07	---	PASS	
			30~1000	5.07	-53.26	≤-14.93	PASS	
			1000~26500	5.07	-45.91	≤-14.93	PASS	
	Ant1	2462	Reference	4.55	4.55	---	PASS	
			30~1000	4.55	-51.89	≤-15.45	PASS	
			1000~26500	4.55	-46.23	≤-15.45	PASS	
	Ant2	2462	Reference	4.61	4.61	---	PASS	
			30~1000	4.61	-52.82	≤-15.39	PASS	
			1000~26500	4.61	-46.18	≤-15.39	PASS	
	11G	Ant1	2412	Reference	-1.91	-1.91	---	PASS
				30~1000	-1.91	-52.89	≤-21.91	PASS
				1000~26500	-1.91	-46.78	≤-21.91	PASS
		Ant2	2412	Reference	-1.03	-1.03	---	PASS
				30~1000	-1.03	-51.25	≤-21.03	PASS
				1000~26500	-1.03	-45.16	≤-21.03	PASS
Ant1		2437	Reference	-1.91	-1.91	---	PASS	
			30~1000	-1.91	-52.71	≤-21.91	PASS	
			1000~26500	-1.91	-47.01	≤-21.91	PASS	
Ant2		2437	Reference	-1.58	-1.58	---	PASS	
			30~1000	-1.58	-52.14	≤-21.58	PASS	
			1000~26500	-1.58	-46.81	≤-21.58	PASS	
Ant1		2462	Reference	-1.87	-1.87	---	PASS	
			30~1000	-1.87	-52.22	≤-21.87	PASS	
			1000~26500	-1.87	-44.86	≤-21.87	PASS	
Ant2		2462	Reference	-1.80	-1.80	---	PASS	
			30~1000	-1.80	-52.44	≤-21.8	PASS	
			1000~26500	-1.80	-46.47	≤-21.8	PASS	
11N20MIMO		Ant1	2412	Reference	-6.60	-6.60	---	PASS
				30~1000	-6.60	-52.88	≤-26.6	PASS
				1000~26500	-6.60	-46.56	≤-26.6	PASS
		Ant2	2412	Reference	-6.64	-6.64	---	PASS
				30~1000	-6.64	-51.92	≤-26.64	PASS

	Ant1	2437	1000~26500	-6.64	-45.19	≤-26.64	PASS
			Reference	-6.03	-6.03	---	PASS
			30~1000	-6.03	-52.02	≤-26.03	PASS
	Ant2	2437	1000~26500	-6.03	-46.03	≤-26.03	PASS
			Reference	-5.80	-5.80	---	PASS
			30~1000	-5.80	-52.36	≤-25.8	PASS
	Ant1	2462	1000~26500	-5.80	-46.24	≤-25.8	PASS
			Reference	-6.82	-6.82	---	PASS
			30~1000	-6.82	-53.41	≤-26.82	PASS
	Ant2	2462	1000~26500	-6.82	-46.78	≤-26.82	PASS
			Reference	-5.19	-5.19	---	PASS
			30~1000	-5.19	-51.9	≤-25.19	PASS
11N40MIMO	Ant1	2422	1000~26500	-5.19	-46	≤-25.19	PASS
			Reference	-7.38	-7.38	---	PASS
			30~1000	-7.38	-53.25	≤-27.38	PASS
	Ant2	2422	1000~26500	-7.38	-46.44	≤-27.38	PASS
			Reference	-7.38	-7.38	---	PASS
			30~1000	-7.38	-52.89	≤-27.38	PASS
	Ant1	2437	1000~26500	-7.38	-46.15	≤-27.38	PASS
			Reference	-7.30	-7.30	---	PASS
			30~1000	-7.30	-52.72	≤-27.3	PASS
	Ant2	2437	1000~26500	-7.30	-46.86	≤-27.3	PASS
			Reference	-6.71	-6.71	---	PASS
			30~1000	-6.71	-52.33	≤-26.71	PASS
Ant1	2452	1000~26500	-6.71	-46.62	≤-26.71	PASS	
		Reference	-7.80	-7.80	---	PASS	
		30~1000	-7.80	-52.52	≤-27.8	PASS	
Ant2	2452	1000~26500	-7.80	-46.22	≤-27.8	PASS	
		Reference	-7.16	-7.16	---	PASS	
		30~1000	-7.16	-52.41	≤-27.16	PASS	
			1000~26500	-7.16	-46.46	≤-27.16	PASS

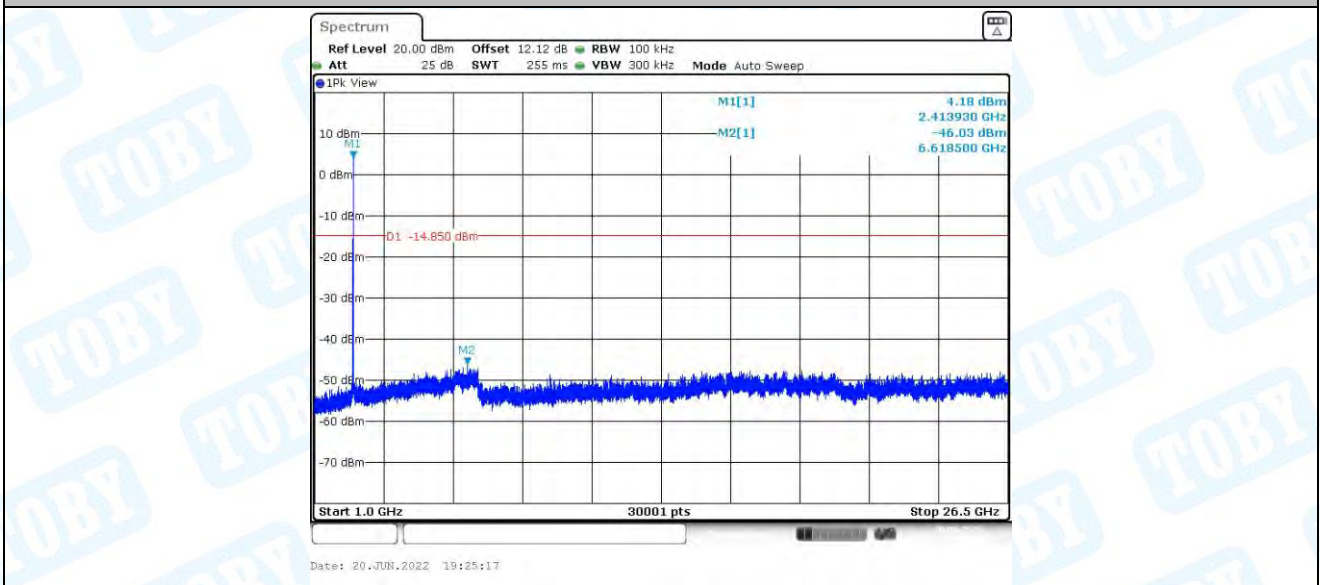
## 6.2. Test Graphs



11B\_Ant1\_2412\_0~Reference

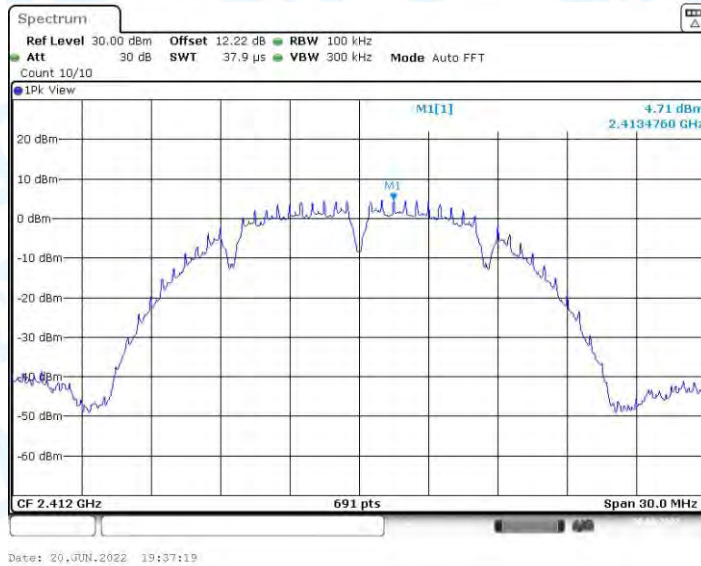


11B\_Ant1\_2412\_30~1000

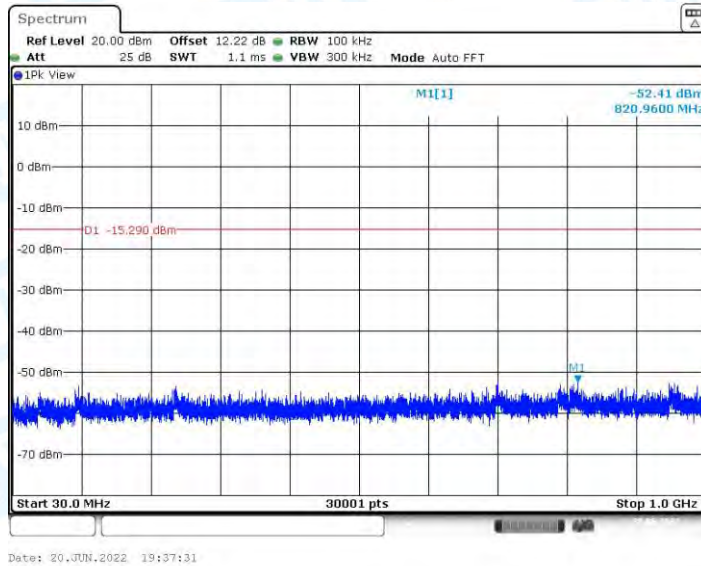


11B\_Ant1\_2412\_1000~26500

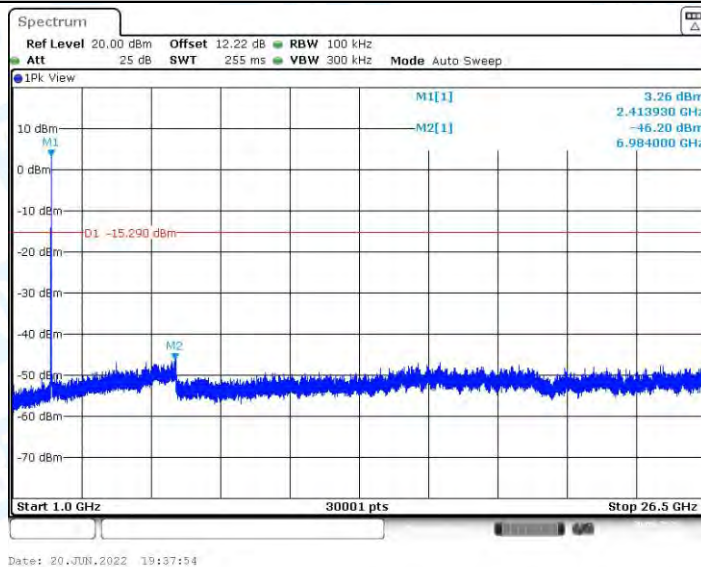




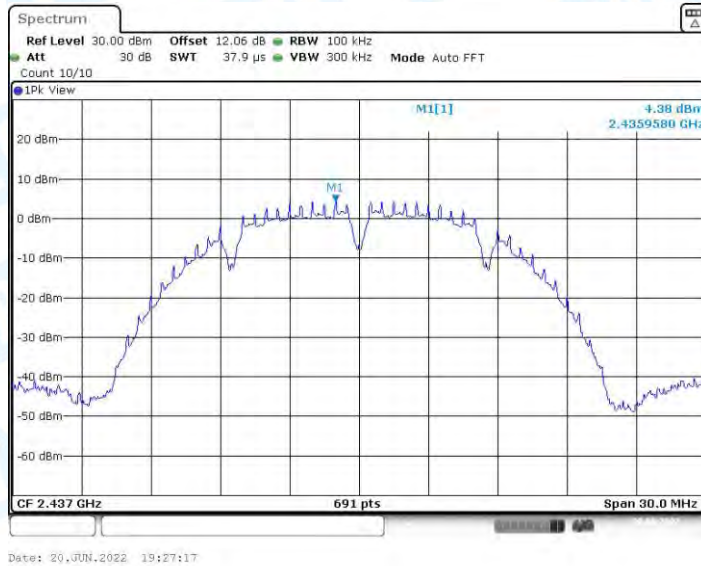
11B\_Ant2\_2412\_0~Reference



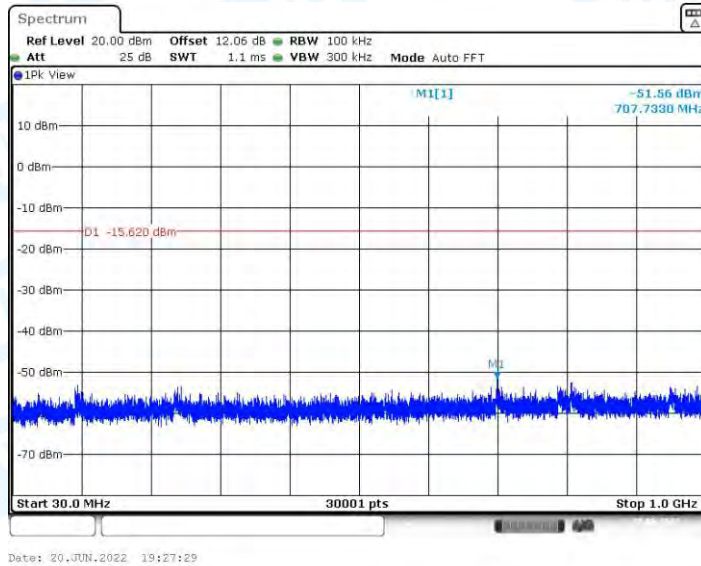
11B\_Ant2\_2412\_30~1000



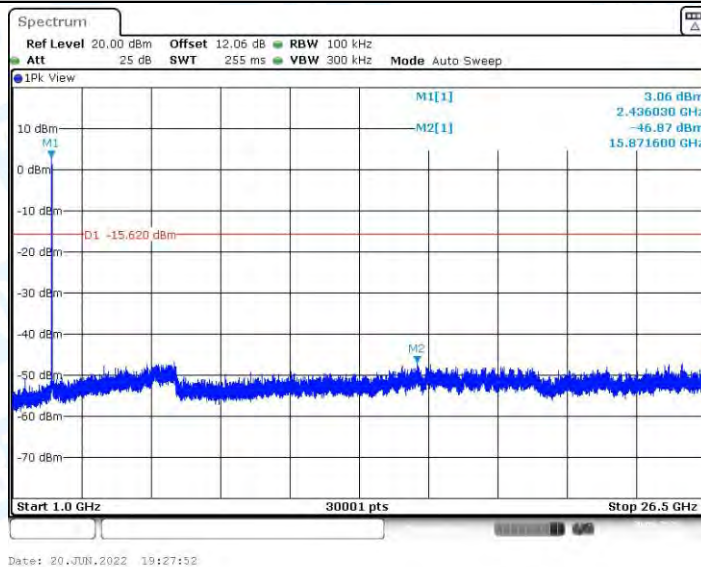
11B\_Ant2\_2412\_1000~26500



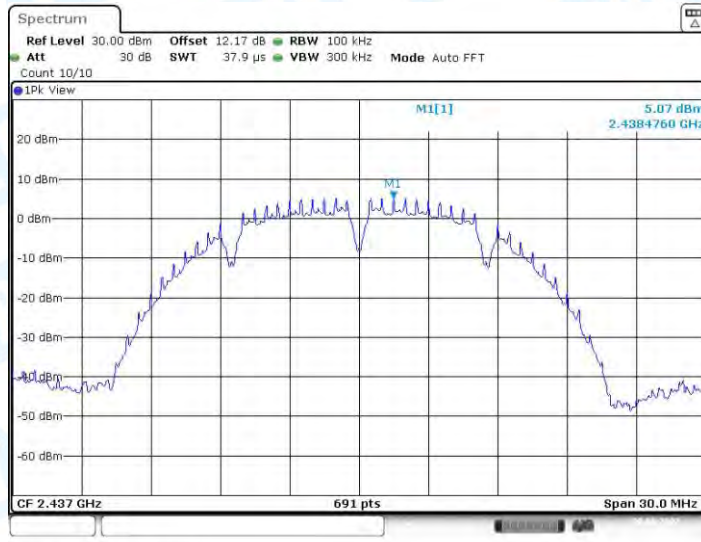
11B\_Ant1\_2437\_0~Reference



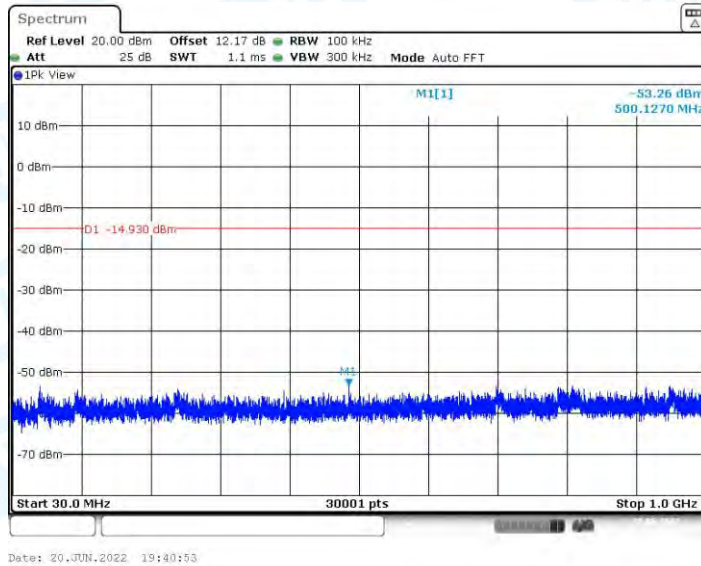
11B\_Ant1\_2437\_30~1000



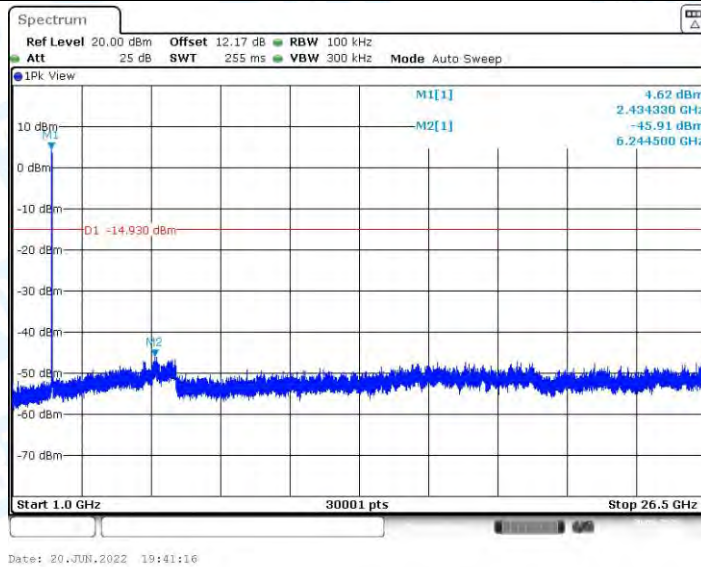
11B\_Ant1\_2437\_1000~26500



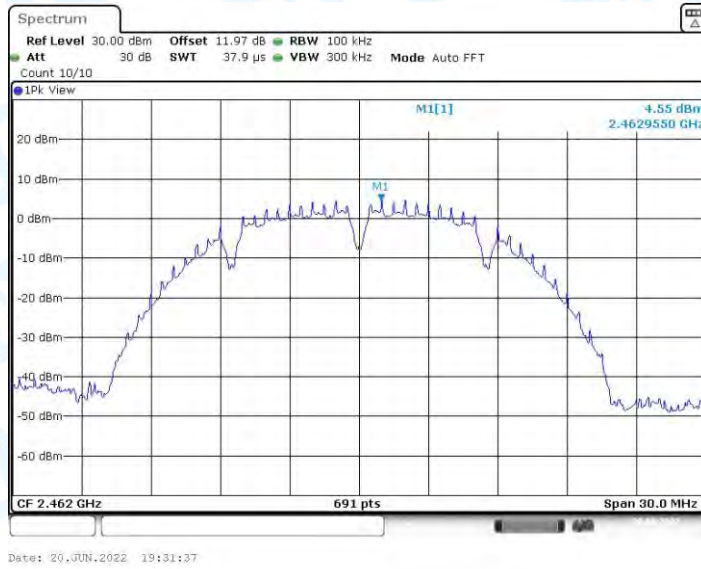
**11B\_Ant2\_2437\_0~Reference**



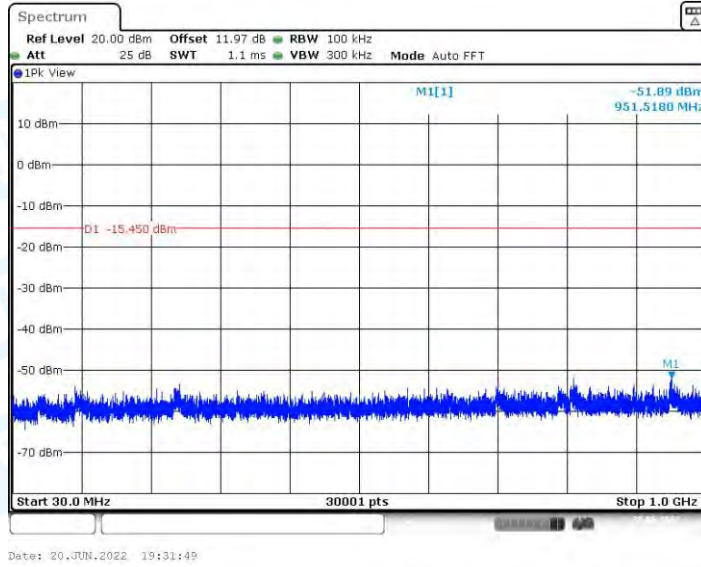
**11B\_Ant2\_2437\_30~1000**



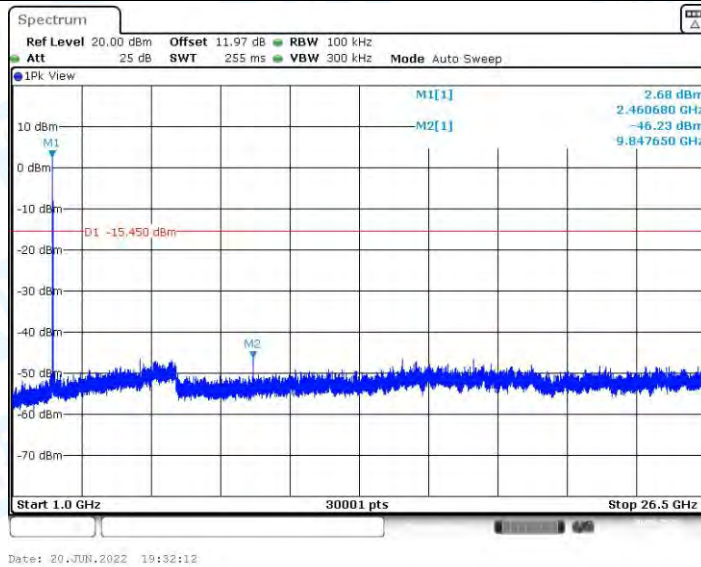
**11B\_Ant2\_2437\_1000~26500**



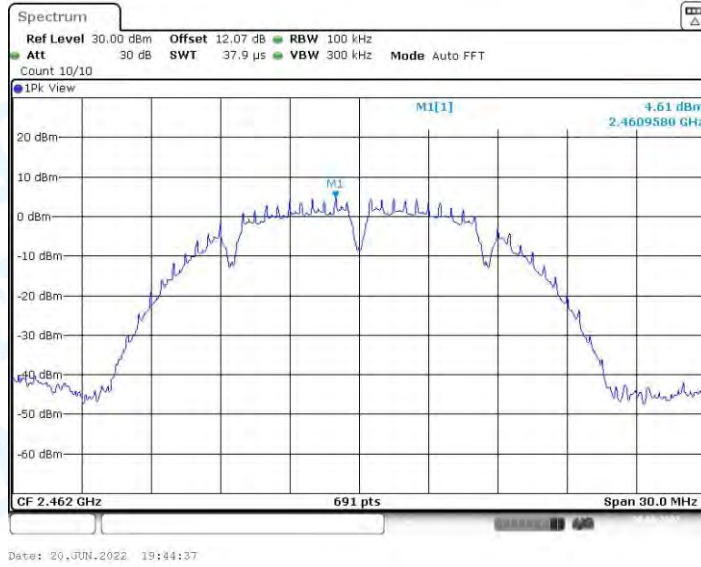
11B\_Ant1\_2462\_0~Reference



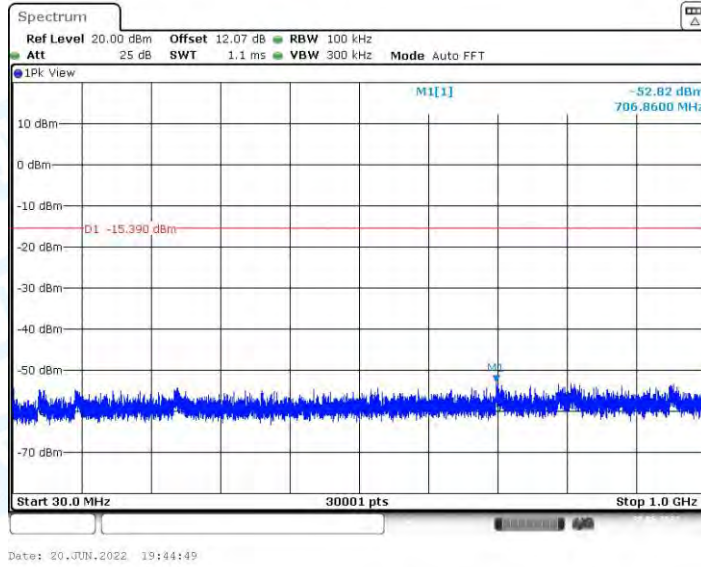
11B\_Ant1\_2462\_30~1000



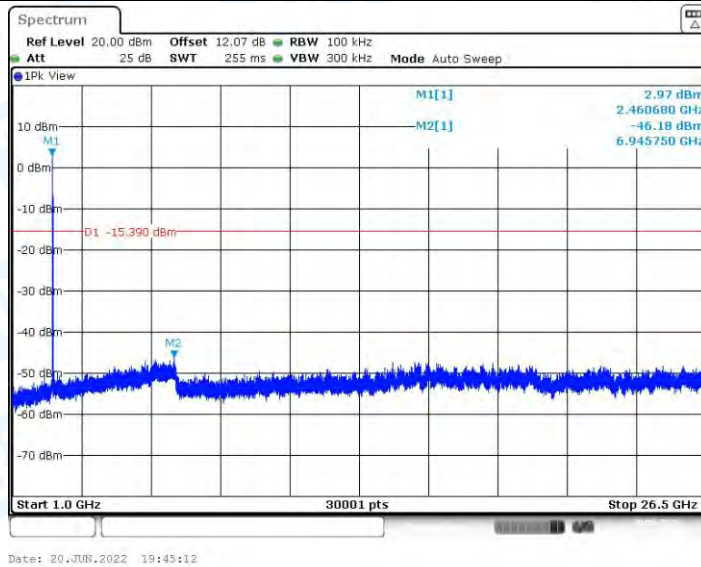
11B\_Ant1\_2462\_1000~26500



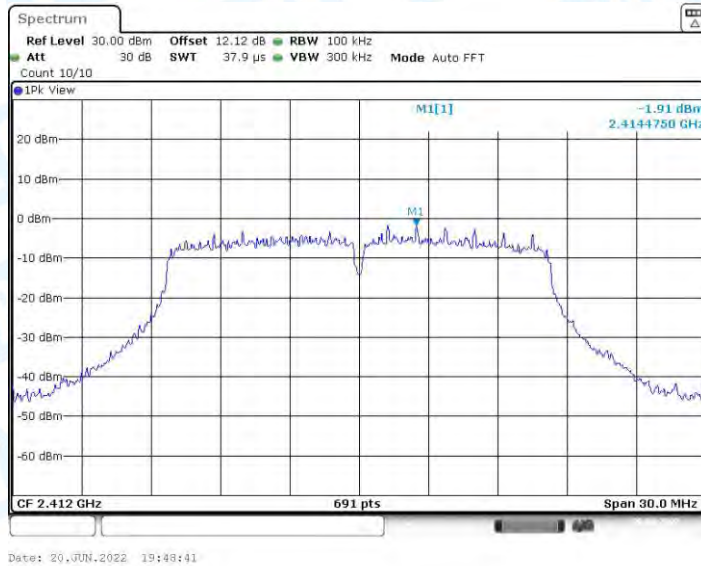
11B\_Ant2\_2462\_0~Reference



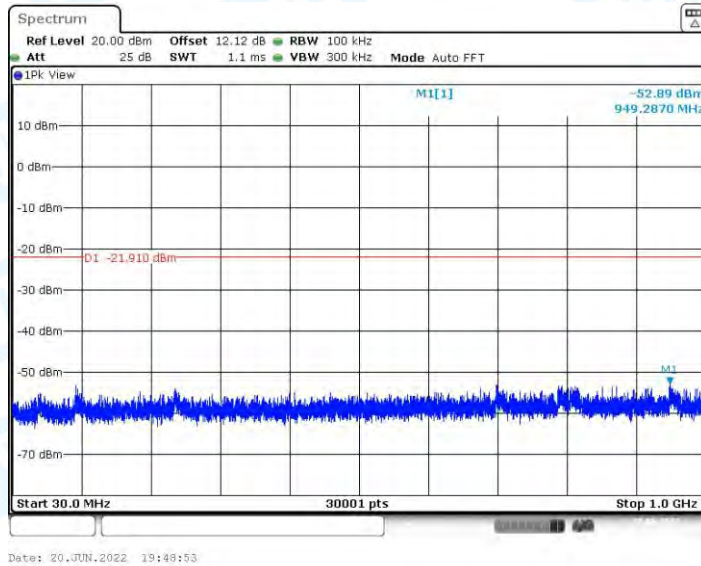
11B\_Ant2\_2462\_30~1000



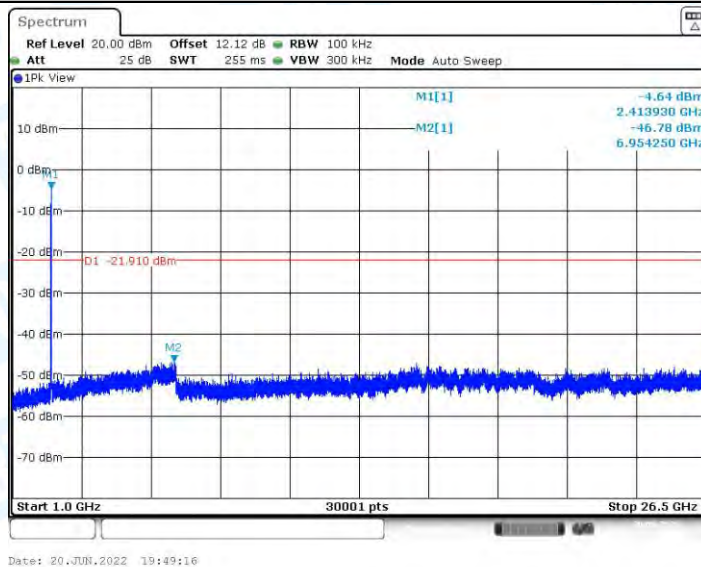
11B\_Ant2\_2462\_1000~26500



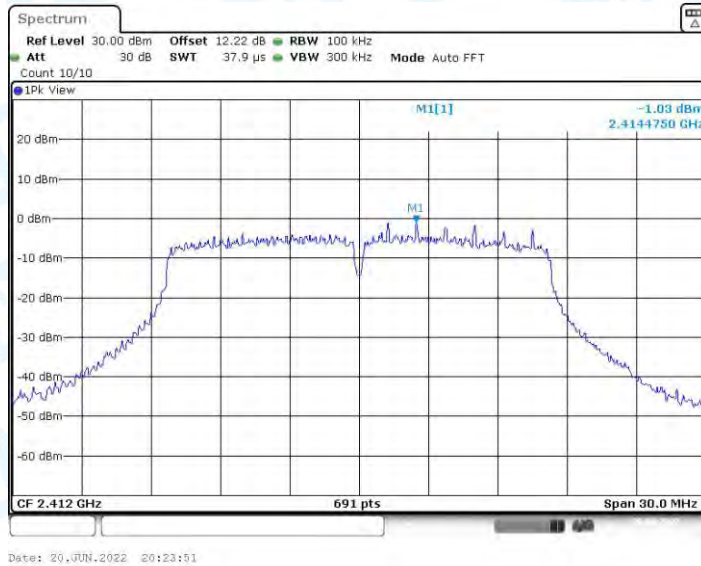
11G\_Ant1\_2412\_0~Reference



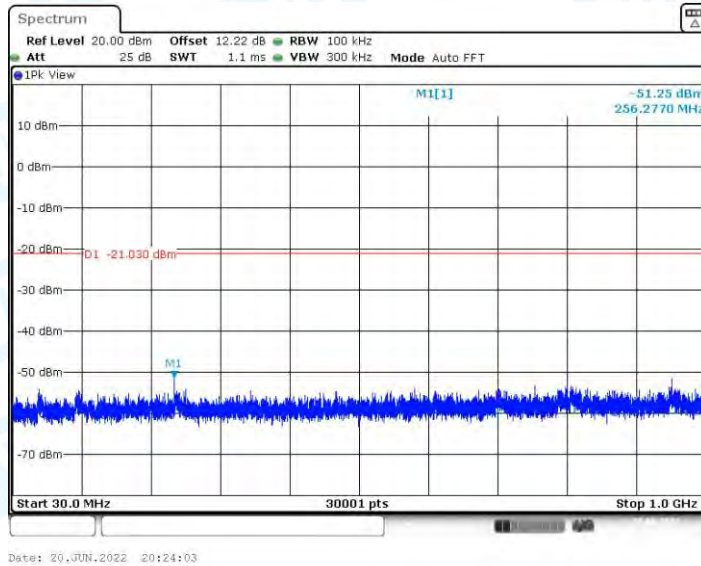
11G\_Ant1\_2412\_30~1000



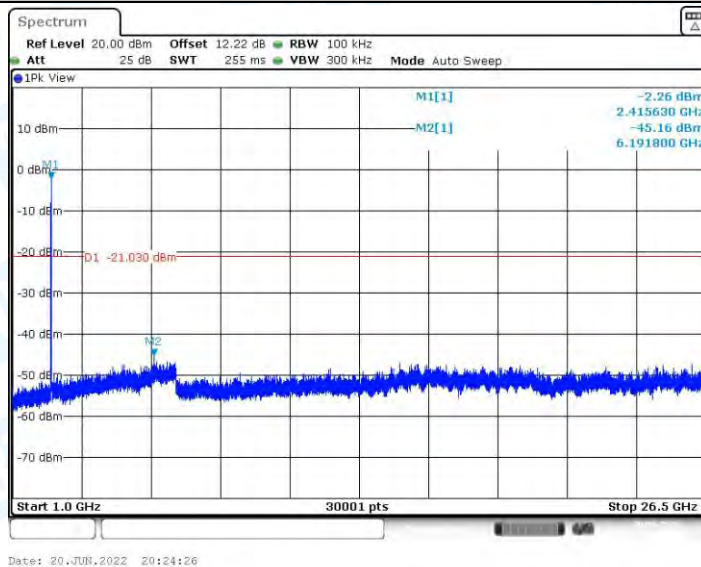
11G\_Ant1\_2412\_1000~26500



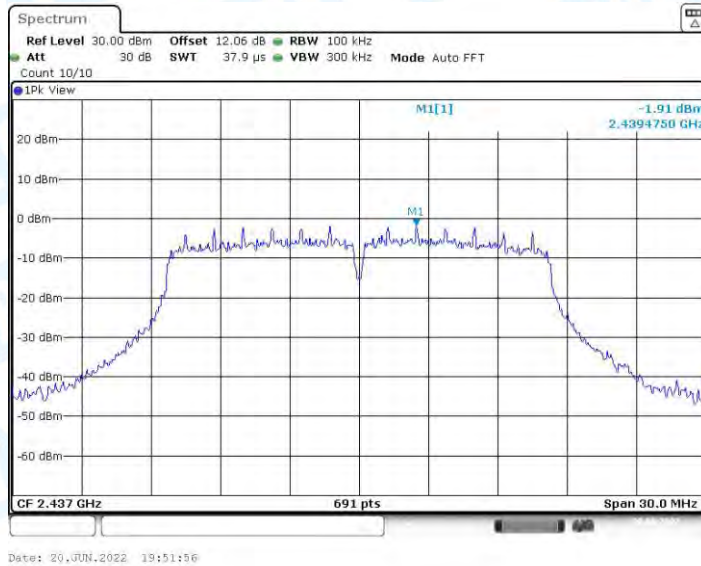
11G\_Ant2\_2412\_0~Reference



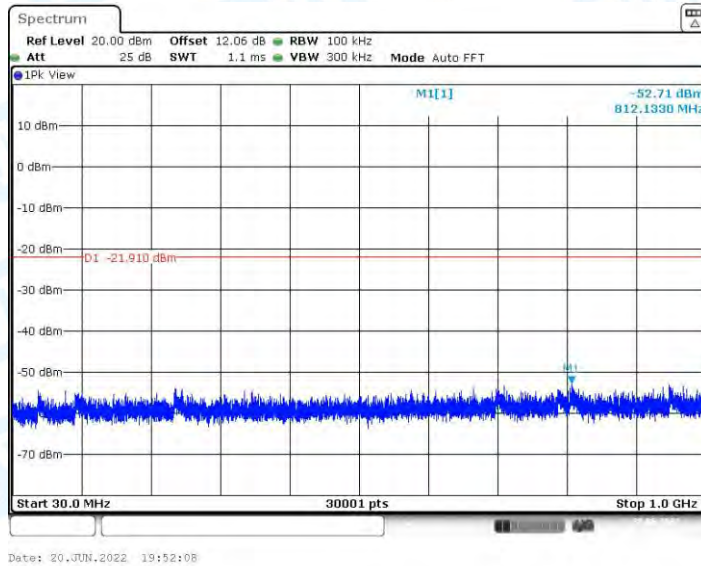
11G\_Ant2\_2412\_30~1000



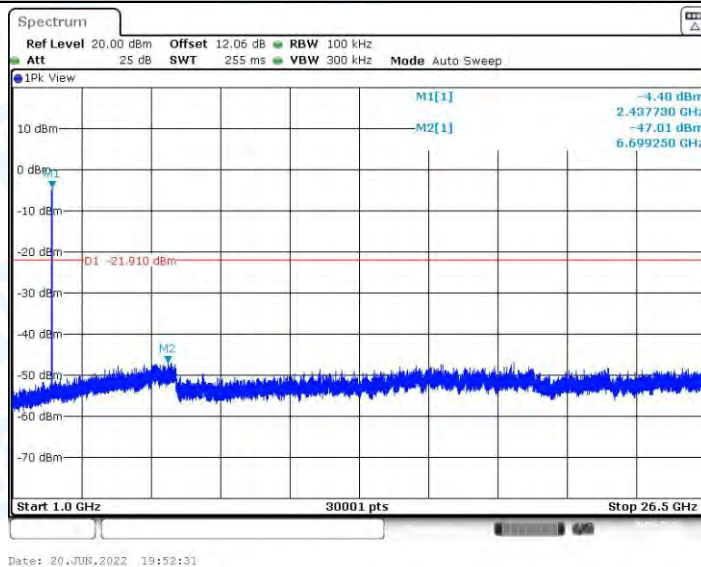
11G\_Ant2\_2412\_1000~26500



11G\_Ant1\_2437\_0~Reference

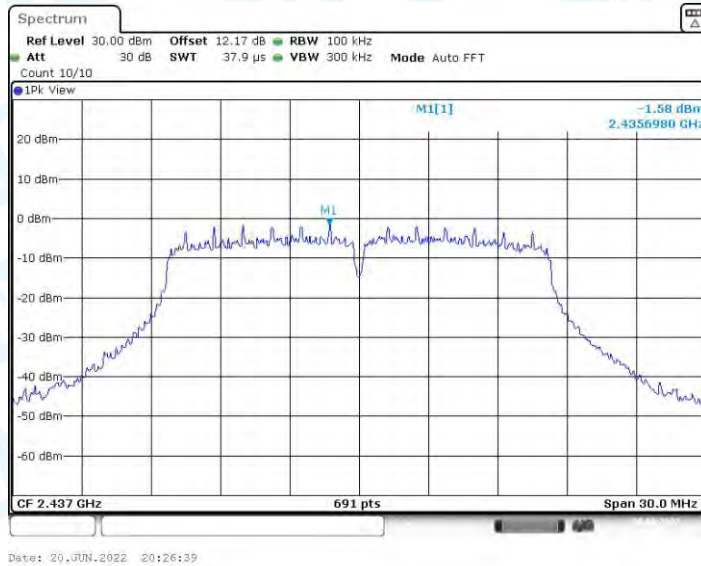


11G\_Ant1\_2437\_30~1000

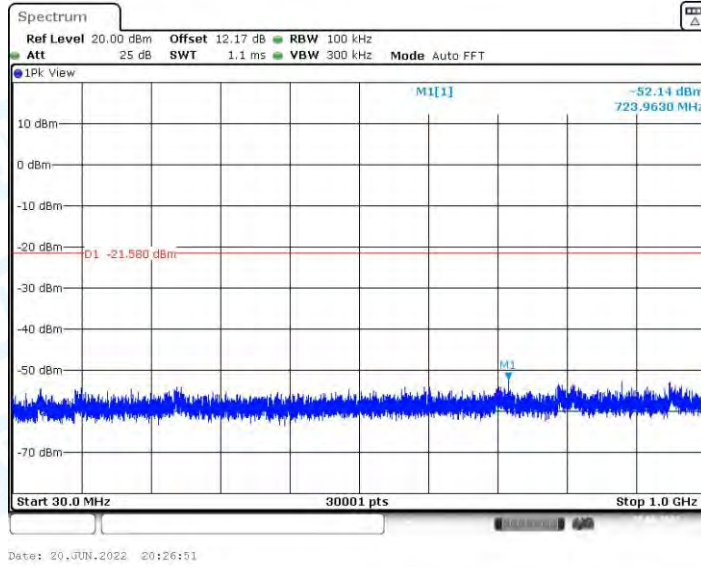


11G\_Ant1\_2437\_1000~26500

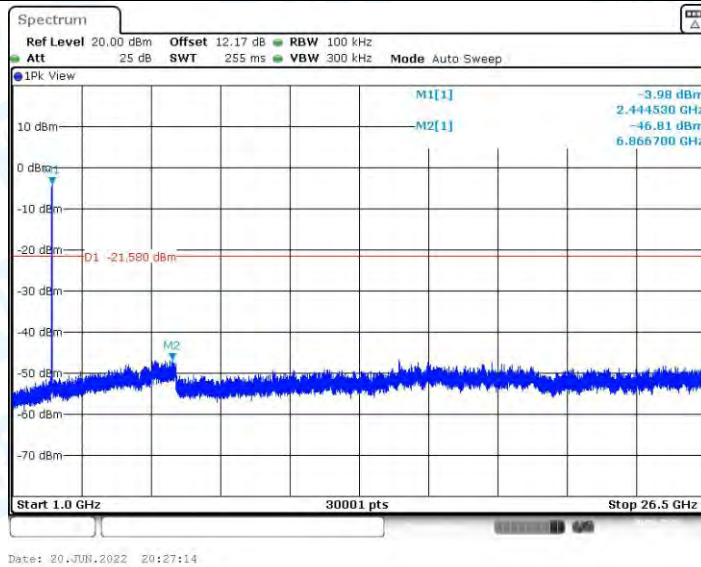




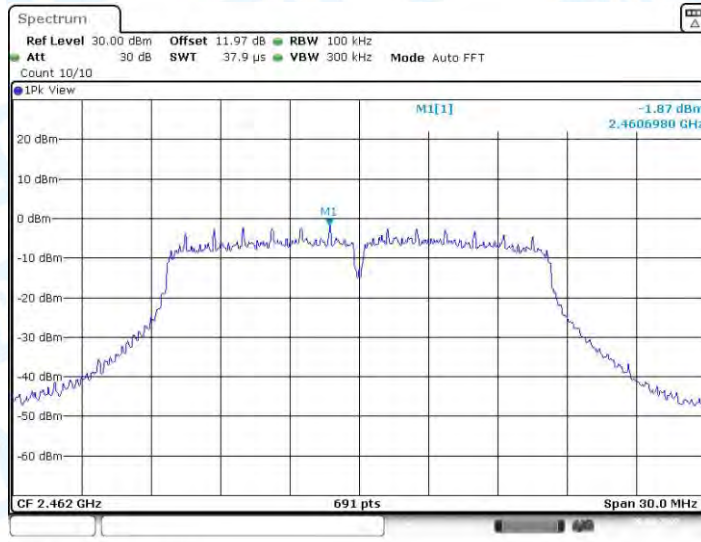
11G\_Ant2\_2437\_0~Reference



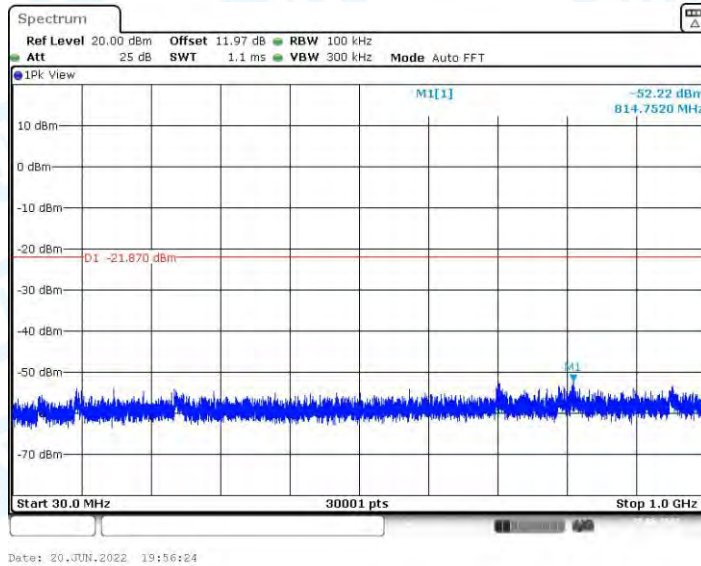
11G\_Ant2\_2437\_30~1000



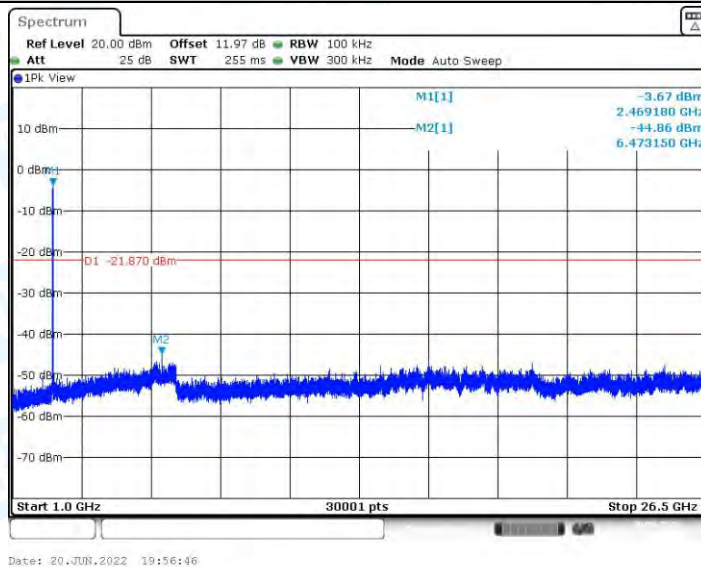
11G\_Ant2\_2437\_1000~26500



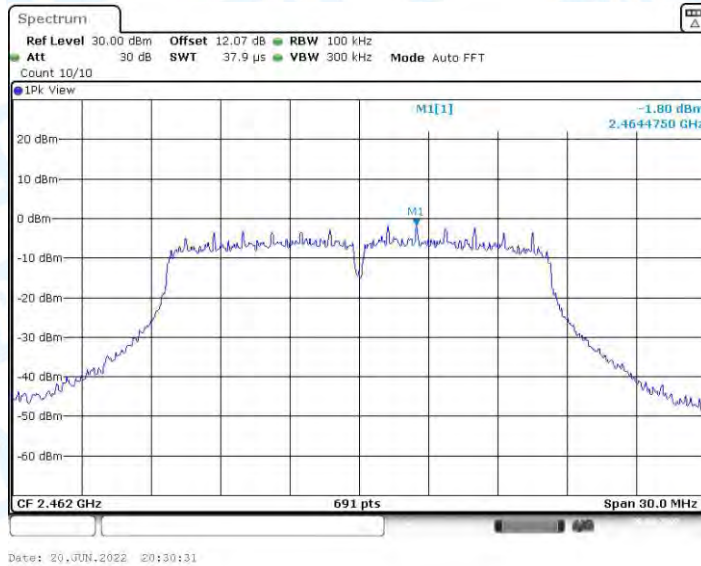
11G\_Ant1\_2462\_0~Reference



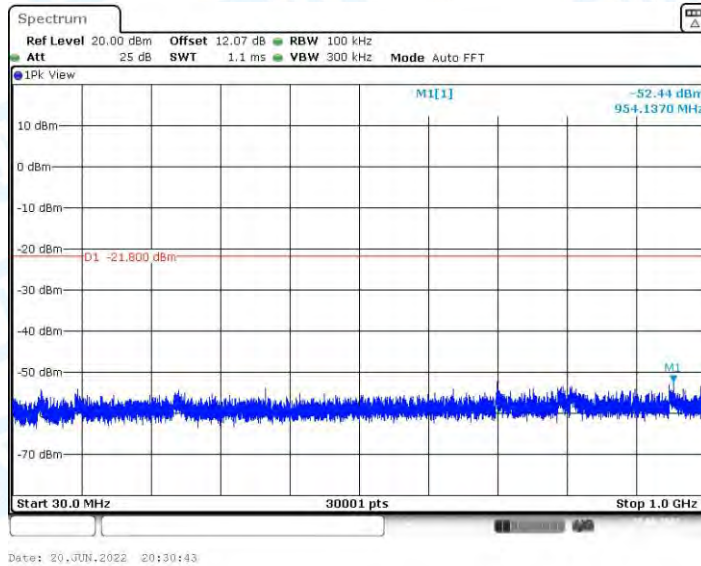
11G\_Ant1\_2462\_30~1000



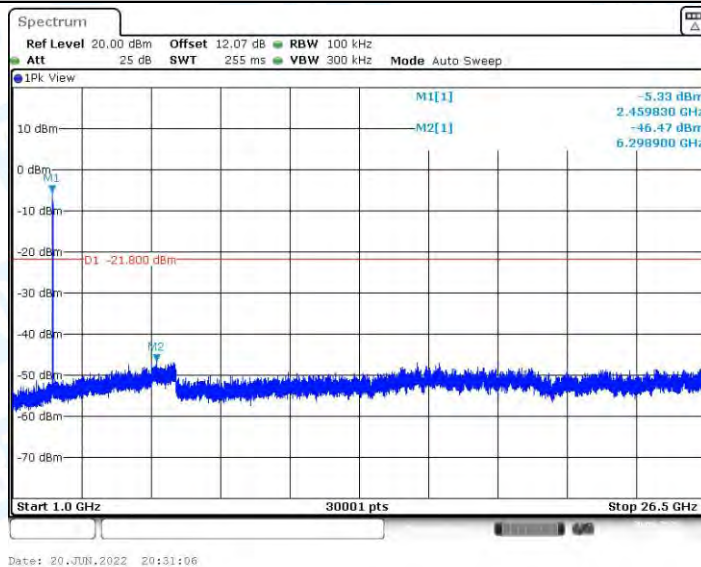
11G\_Ant1\_2462\_1000~26500



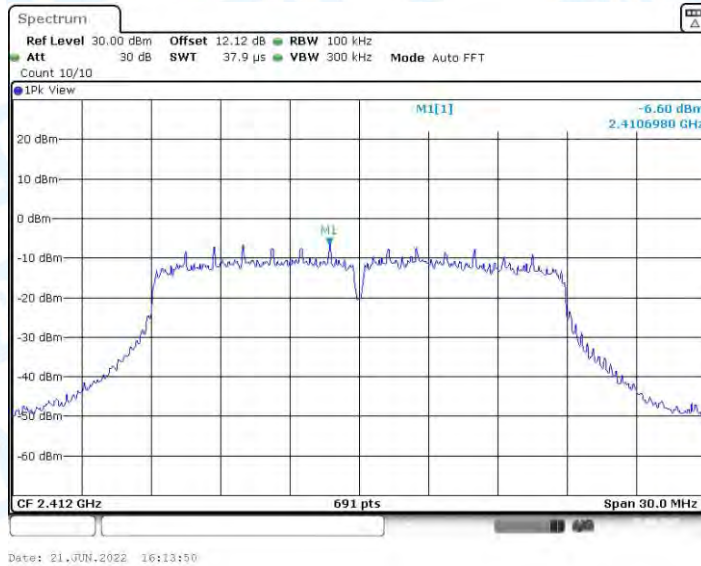
11G\_Ant2\_2462\_0~Reference



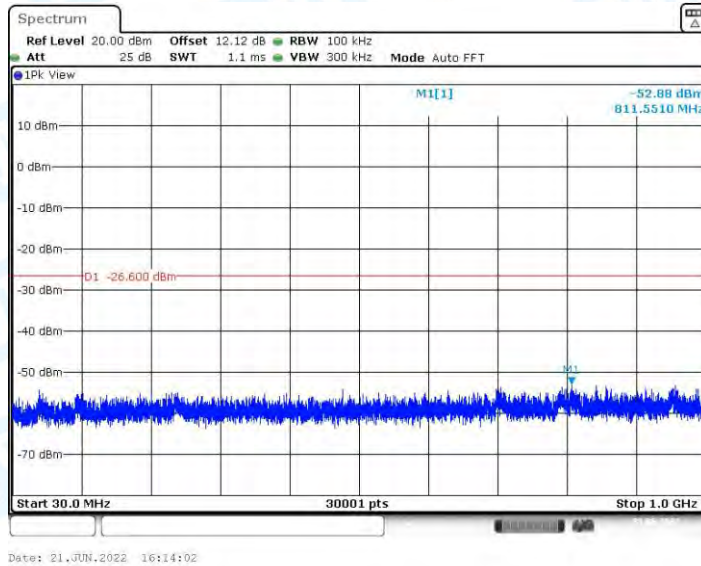
11G\_Ant2\_2462\_30~1000



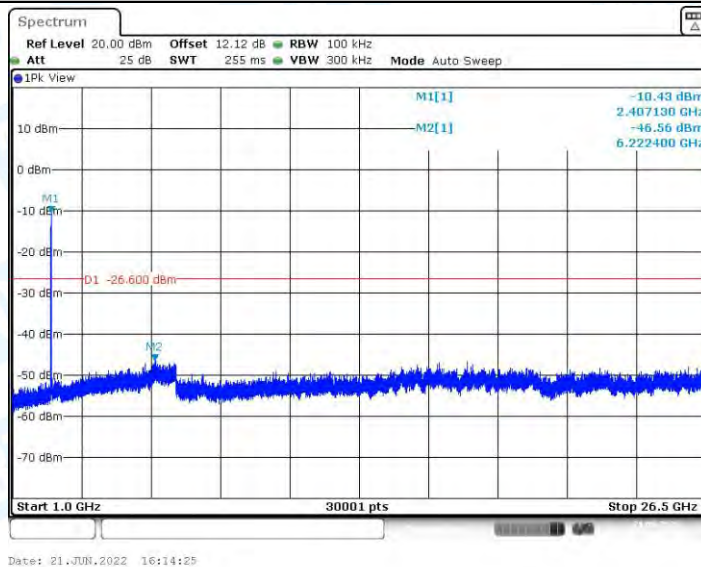
11G\_Ant2\_2462\_1000~26500



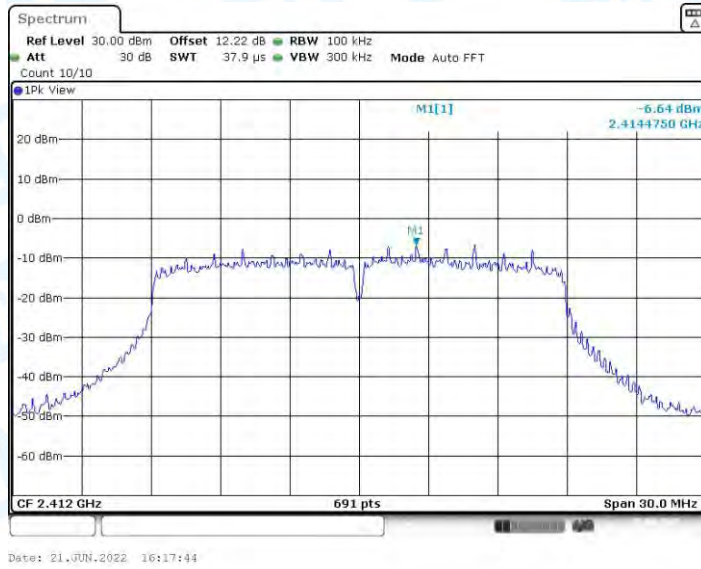
11N20MIMO\_Ant1\_2412\_0~Reference



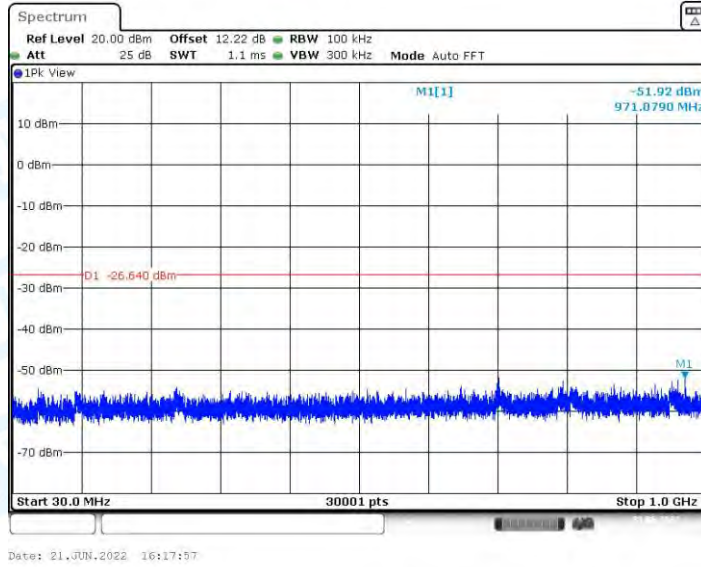
11N20MIMO\_Ant1\_2412\_30~1000



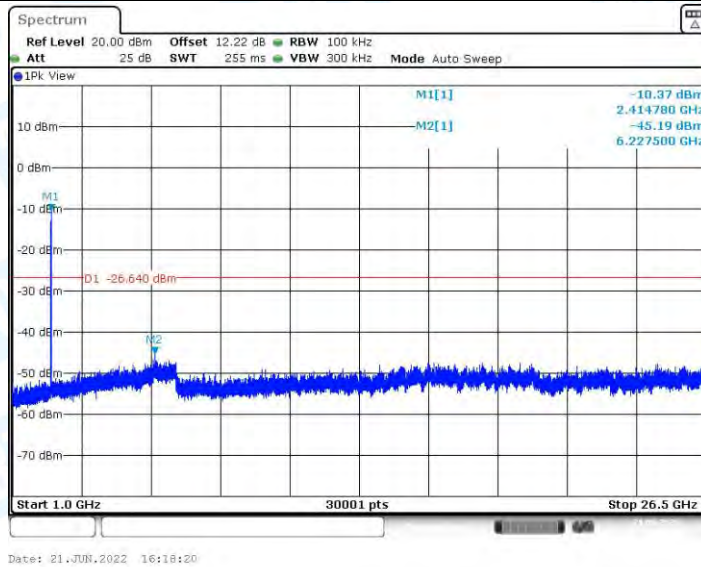
11N20MIMO\_Ant1\_2412\_1000~26500



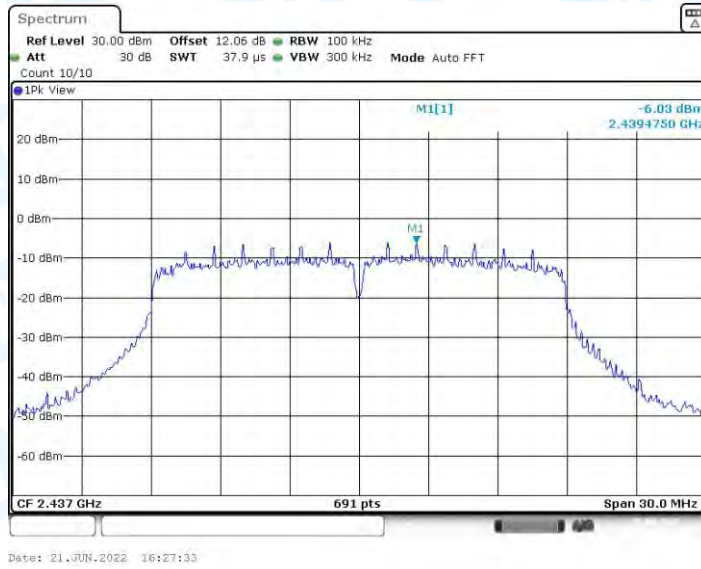
11N20MIMO\_Ant2\_2412\_0~Reference



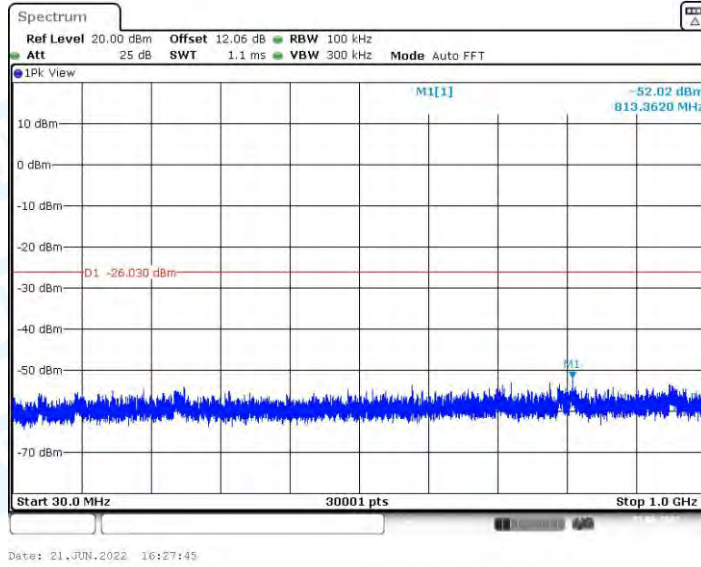
11N20MIMO\_Ant2\_2412\_30~1000



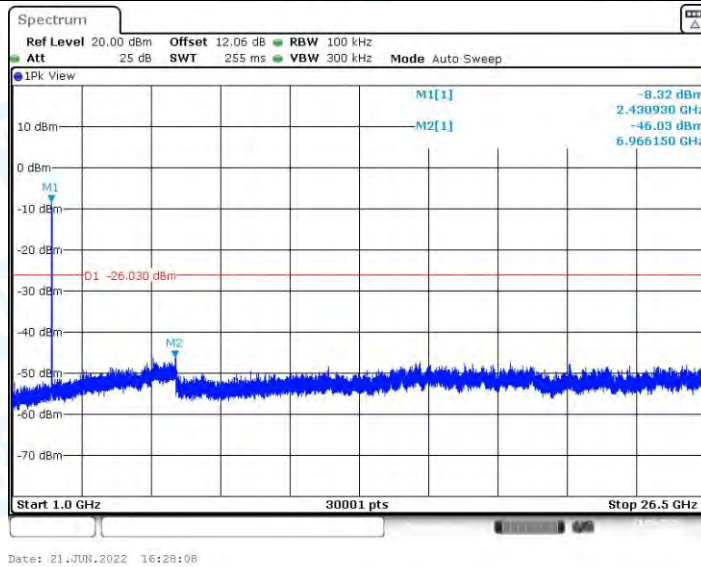
11N20MIMO\_Ant2\_2412\_1000~26500



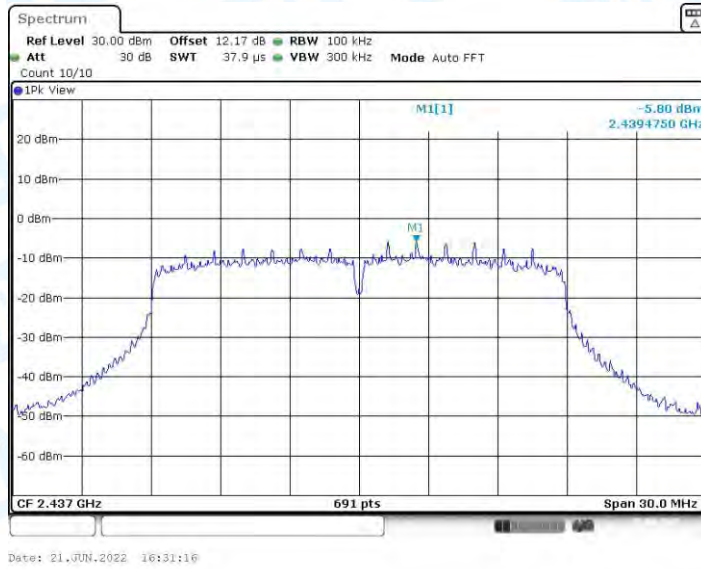
11N20MIMO\_Ant1\_2437\_0~Reference



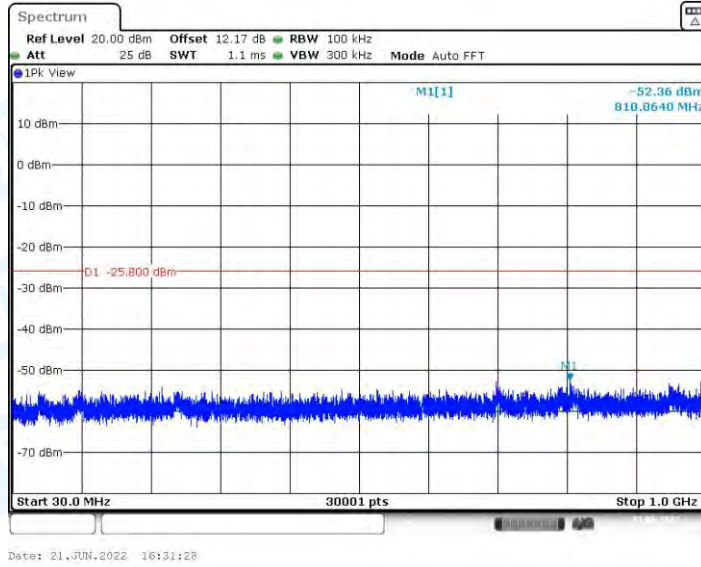
11N20MIMO\_Ant1\_2437\_30~1000



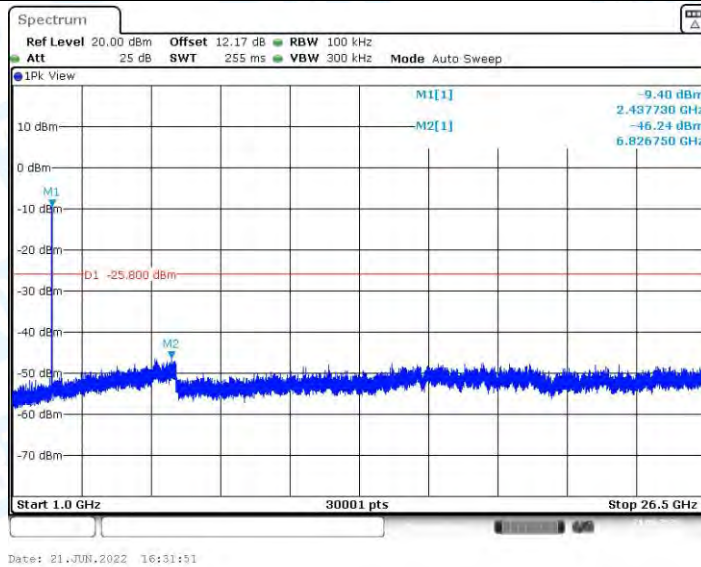
11N20MIMO\_Ant1\_2437\_1000~26500



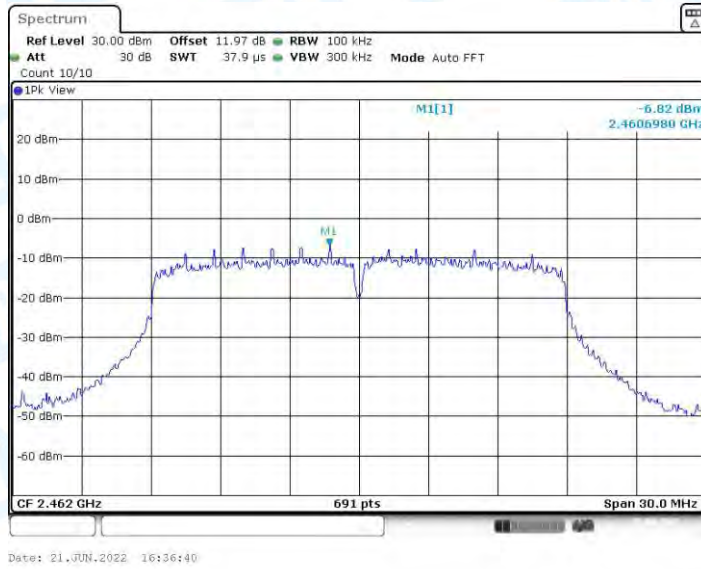
11N20MIMO\_Ant2\_2437\_0~Reference



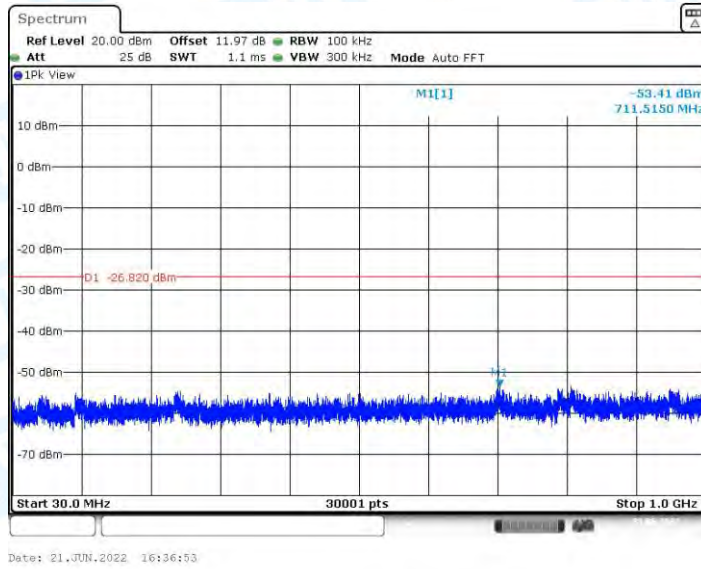
11N20MIMO\_Ant2\_2437\_30~1000



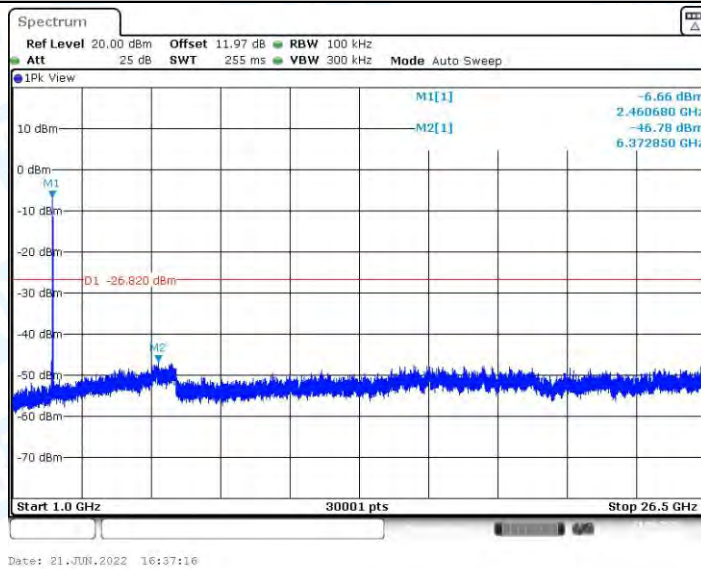
11N20MIMO\_Ant2\_2437\_1000~26500



11N20MIMO\_Ant1\_2462\_0~Reference

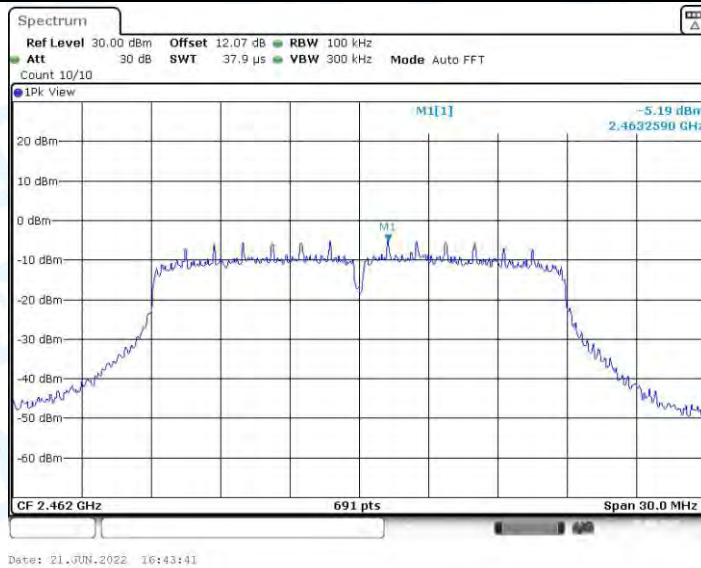


11N20MIMO\_Ant1\_2462\_30~1000

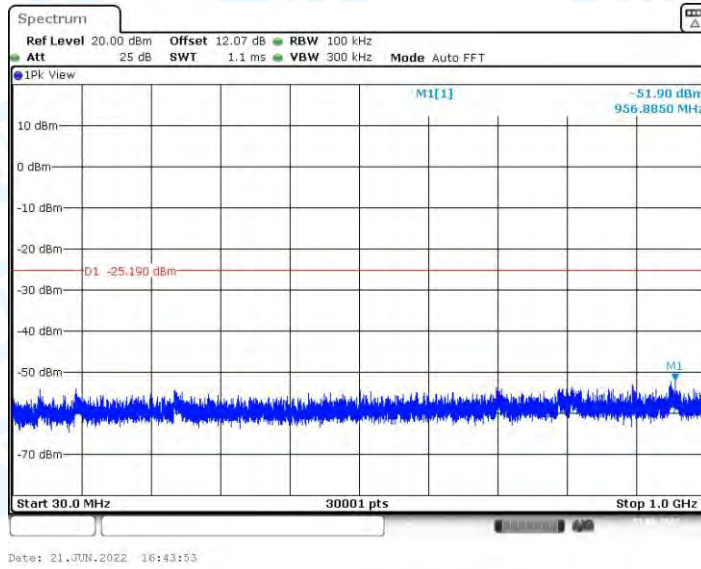


11N20MIMO\_Ant1\_2462\_1000~26500

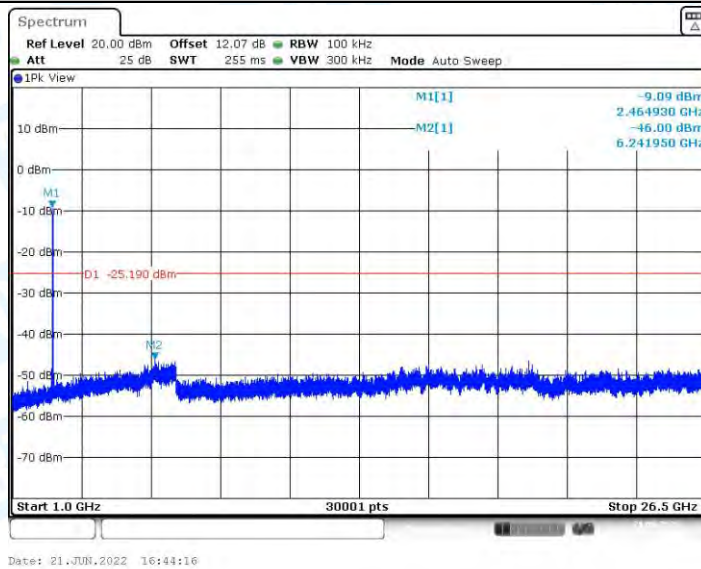




11N20MIMO\_Ant2\_2462\_0~Reference



11N20MIMO\_Ant2\_2462\_30~1000



11N20MIMO\_Ant2\_2462\_1000~26500